

Coordinated Multicell Beamforming and Power Allocation for Massive MIMO with Low-Resolution ADC/DAC

Yunseong Cho, Jinseok Choi[†], and Brian L. Evans

Wireless Networking and Communications Group, The University of Texas at Austin

Email: yscho@utexas.edu, bevans@ece.utexas.edu

[†]Ulsan National Institute of Science and Technology (UNIST), Ulsan, Republic of Korea

Email: jinseokchoi@unist.ac.kr

Abstract—In this work, we present a solution for coordinated beamforming and power allocation when base stations employ a massive number of antennas equipped with low-resolution analog-to-digital and digital-to-analog converters. We address total power minimization problems of the coarsely quantized uplink (UL) and downlink (DL) communication systems with target signal-to-interference-and-noise ratio (SINR) constraints. By combining the UL problem with minimum mean square error combiners and deriving the Lagrangian dual of the DL problem, we prove UL-DL duality and show there is no duality gap even with coarse quantizers. Inspired by strong duality, we devise an iterative algorithm to determine the optimal UL transmit powers, and then linearly amplify the UL combiners with proper weights to acquire the optimal DL precoder. Simulation results evaluate the proposed method in terms of total power consumption and achieved SINR.

Index Terms—Coordinated multipoint, joint beamforming and power allocation, low-Resolution ADC/DAC, total transmit power minimization, strong uplink-downlink duality.

I. INTRODUCTION

Massive multiple-input-multiple-output (MIMO) has been considered as a key technique for next-generation communication systems because of its advantage in spectral efficiency [1]. Associating each antenna with power-hungry high-resolution analog-to-digital converters (ADCs) and digital-to-analog converters (DACs) would consume considerable power and become a key problem for realistic deployment. Consequently, transceivers with low-resolution data converters have been gathering momentum [2]–[11]. Moreover, in multicell systems, the in-cell channel and out-of-cell interferers as well as the non-negligible quantization error should be modeled and mitigated in the design of the communication system.

State-of-the-art data detector and channel estimation have been developed for low-resolution ADCs [2]–[5]. The authors in [4] proposed a learning-based detector with an artificial noise to overcome an issue of 1-bit ADCs, stochastic resonance. In [5], a coding-theoretic approach was given to perform soft detection and its refinement under 1-bit ADCs. Resolution-adaptive ADCs design and the corresponding ADC bit-allocation algorithm were derived in [6]. For tractability, an additive quantization noise model (AQNM) was used in [7]–[9] with informative analyses. Low-resolution DAC systems have also been investigated [10], [11]. In [10], it was shown that achievable rates of 3–4 bits DACs are comparable to infinite-resolution DACs. The AQNM was also utilized in [11]

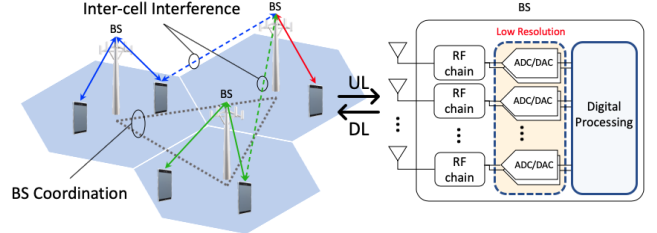


Figure 1. Multicell multiuser-MIMO configuration with low-resolution ADCs and DACs at the base station (BS).

to approximate the uplink (UL) and downlink (DL) achievable rates in full-duplex systems.

As one of the key ingredients of modern cellular systems, a coordinated multipoint (CoMP) design across base stations (BSs) has shown a significant gain in communication performance [12]–[15]. In [12], beamforming (BF) and power allocation (PA) in UL CoMP were developed by using a fixed-point iteration method. Considering DL as a virtual UL, UL-DL CoMP BF and PA were further proposed in [13] using only local measurement in a distributed fashion. The authors in [14] further attained Lagrangian-based duality for multiuser MIMO systems and proposed a distributed method with less complexity load on users and BSs. A vision on the possible combinations of massive MIMO and CoMP architectures was described in [15] achieving higher throughput.

In this paper, we integrate the low-resolution converters into the CoMP BF and PA designs. Under the non-negligible quantizer error, we first write the UL and DL problems whose purposes are to minimize total transmit power with individual signal-to-interference-and-noise ratio (SINR) constraints. We then prove that UL-DL duality holds under coarse quantization by showing that the UL problem processed by the minimum mean square error (MMSE) combiner is equal to the Lagrangian dual of the DL problem. We show that there is no duality gap by converting the DL problem to a second-order cone program, which is strictly feasible. Based on having strong UL-DL duality, we devise an iterative algorithm to solve the UL problem in a distributed manner with convergence to an optimum. We also state that an optimal DL BF can be a mixture of the UL combiner and weights computed from the UL result. Numerical results show that the proposed design outperforms a conventional method in terms of total power and achievable SINR.

Notation: \mathbf{A} is a matrix and \mathbf{a} is a column vector. \mathbf{A}^H and \mathbf{A}^T denote conjugate transpose and transpose. $[\mathbf{A}]_{i,:}$ and \mathbf{a}_i are the i th row and column vectors of \mathbf{A} . We denote $a_{i,j}$ as the $\{i,j\}$ th element of \mathbf{A} and a_i as the i th element of \mathbf{a} . $\mathcal{CN}(\mu, \sigma^2)$ is a complex Gaussian distribution with mean μ and variance σ^2 . The diagonal matrix $\text{diag}(\mathbf{A})$ has $\{a_{i,i}\}$ as its diagonal entries, and $\text{diag}(\mathbf{a})$ has $\{a_i\}$ as its diagonal entries. A block diagonal matrix is presented as $\text{blkdiag}(\mathbf{A}_1, \dots, \mathbf{A}_N)$. $\|\mathbf{A}\|$ is L2 norm. \mathbf{I}_N is a $N \times N$ identity matrix and $\mathbf{0}_N$ is a $N \times 1$ zero vector.

II. SYSTEM MODEL

We consider a multicell multiuser-MIMO network with N_c cells, N_u single-antenna users per cell as shown in Fig. 1, with time division multiplexing (TDD) assumption. Users in cell i mainly communicate with a designated BS in cell i (BS_i) equipped with N_b antennas. We assume that the BSs have low-resolution ADCs and DACs with the same b -bits precision.

A. Uplink System

Each user u in cell i transmits signal $x_{i,u}^{\text{ul}} = \sqrt{\lambda_{i,u}} s_{i,u}^{\text{ul}}$ where $\lambda_{i,u}$ and $s_{i,u}^{\text{ul}}$ are transmit power and a symbol, respectively. The channel between user u in cell j and the BS_i is $\mathbf{h}_{i,j,u} \in \mathbb{C}^{N_b}$. The received signal at BS_i is expressed as

$$\begin{aligned} \mathbf{r}_i^{\text{ul}} &= \mathbf{H}_{i,i} \mathbf{x}_i^{\text{ul}} + \sum_{j \neq i}^{N_c} \mathbf{H}_{i,j} \mathbf{x}_j^{\text{ul}} + \mathbf{n}_i^{\text{ul}} \\ &= \mathbf{H}_{i,i} \mathbf{\Lambda}_i^{1/2} \mathbf{s}_i^{\text{ul}} + \sum_{j \neq i}^{N_c} \mathbf{H}_{i,j} \mathbf{\Lambda}_j^{1/2} \mathbf{s}_j^{\text{ul}} + \mathbf{n}_i^{\text{ul}} \end{aligned} \quad (1)$$

where $\mathbf{H}_{i,j} \in \mathbb{C}^{N_b \times N_u}$ is the channel between BS_i and users in cell j , whose u th column is $\mathbf{h}_{i,j,u}$. $\mathbf{x}_i^{\text{ul}} \in \mathbb{C}^{N_u}$ and $\mathbf{s}_i^{\text{ul}} \in \mathbb{C}^{N_u}$ are the transmit signal and symbol vectors of the N_u users in cell i , whose u th entries are $x_{i,u}^{\text{ul}}$ and $s_{i,u}^{\text{ul}}$, respectively. $\mathbf{\Lambda}_i = \text{diag}(\lambda_{i,1}, \dots, \lambda_{i,N_u})$ collects the transmit power of the users in cell i , and $\mathbf{n}_i^{\text{ul}} \sim \mathcal{CN}(\mathbf{0}_{N_b}, \mathbf{I}_{N_b})$ is the additive white Gaussian noise at BS_i . We assume that $\mathbf{s}_i^{\text{ul}} \sim \mathcal{CN}(\mathbf{0}_{N_u}, \mathbf{I}_{N_u})$, $\forall i$. (1) is merged in a compact form as

$$\mathbf{r}_i^{\text{ul}} = \mathbf{H}_i \mathbf{\Lambda}_i^{1/2} \mathbf{s}_i^{\text{ul}} + \mathbf{n}_i^{\text{ul}} \quad (2)$$

where $\mathbf{H}_i = [\mathbf{H}_{i,1}, \dots, \mathbf{H}_{i,N_c}] \in \mathbb{C}^{N_b \times N_c N_u}$, $\mathbf{\Lambda} = \text{blkdiag}(\mathbf{\Lambda}_1, \dots, \mathbf{\Lambda}_{N_c}) \in \mathbb{C}^{N_c N_u \times N_c N_u}$, and $\mathbf{s}^{\text{ul}} = [(\mathbf{s}_1^{\text{ul}})^T, \dots, (\mathbf{s}_{N_c}^{\text{ul}})^T]^T \in \mathbb{C}^{N_c N_u}$.

For analytical tractability, we adopt the AQNM [7], [16] to have a linear approximation of a non-linear quantizer derived from a scalar MMSE quantizer. Then the quantized signal vector can be given as [16]

$$\mathcal{Q}(\mathbf{r}_i) \approx \alpha \mathbf{r}_i^{\text{ul}} + \mathbf{q}_i^{\text{ul}} \quad (3)$$

$$= \alpha \mathbf{H}_{i,i} \mathbf{\Lambda}_i^{1/2} \mathbf{s}_i^{\text{ul}} + \alpha \sum_{j \neq i}^{N_c} \mathbf{H}_{i,j} \mathbf{\Lambda}_j^{1/2} \mathbf{s}_j^{\text{ul}} + \alpha \mathbf{n}_i^{\text{ul}} + \mathbf{q}_i^{\text{ul}} \quad (4)$$

where $\mathcal{Q}(\cdot)$ is an entry-wise quantizer of the imaginary and real parts. The quantizer gain α is a function of b , and defined as $\alpha = 1 - \beta$, where $\beta = \frac{\mathbb{E}[|r - r_q|^2]}{\mathbb{E}[|r|^2]}$ [16], [17]. β 's are quantified in Table 1 in [17] for $b \leq 5$ assuming $\mathbf{s}_i^{\text{ul}} \sim \mathcal{CN}(\mathbf{0}_{N_u}, \mathbf{I}_{N_u})$, $\forall i$. The quantization noise \mathbf{q}_i^{ul} is uncorrelated with \mathbf{r}_i and follows $\mathcal{CN}(\mathbf{0}_{N_b}, \mathbf{C}_{\mathbf{q}_i^{\text{ul}} \mathbf{q}_i^{\text{ul}}})$ with covariance of [7], [16]

$$\mathbf{C}_{\mathbf{q}_i^{\text{ul}} \mathbf{q}_i^{\text{ul}}} = \alpha \beta \text{diag}(\mathbf{H}_i \mathbf{\Lambda}_i^H + \mathbf{I}_{N_b}). \quad (5)$$

The received signals are quantized and combined by \mathbf{F}_i as

$$\mathbf{y}_i^{\text{ul}} = \mathbf{F}_i^H \mathcal{Q}(\mathbf{r}_i) \quad (6)$$

Noting that $\mathbf{f}_{i,u}$ is the u th column of \mathbf{F}_i , the combined signal for user u in cell i is written as

$$\begin{aligned} y_{i,u}^{\text{ul}} &\approx \alpha \sqrt{\lambda_{i,u}} \mathbf{f}_{i,u}^H \mathbf{h}_{i,i,u} s_{i,u}^{\text{ul}} \\ &+ \alpha \sum_{(j,v) \neq (i,u)}^{(N_c, N_u)} \sqrt{\lambda_{j,v}} \mathbf{f}_{i,u}^H \mathbf{h}_{i,j,v} s_{j,v}^{\text{ul}} + \alpha \mathbf{f}_{i,u}^H \mathbf{n}_i^{\text{ul}} + \mathbf{f}_{i,u}^H \mathbf{q}_i^{\text{ul}} \end{aligned} \quad (7)$$

B. Downlink System

The transmit signal vector quantized at low-resolution DACs of BS_i with a precoder $\mathbf{W}_i \in \mathbb{C}^{N_b \times N_u}$ is expressed as $\mathbf{x}_i^{\text{dl}} = \alpha \mathbf{W}_i \mathbf{s}_i^{\text{dl}} + \mathbf{q}_i^{\text{dl}} \in \mathbb{C}^{N_b}$ with the AQNM, where $\mathbf{s}_i^{\text{dl}} \sim \mathcal{CN}(\mathbf{0}_{N_u}, \mathbf{I}_{N_u})$ denotes the transmit symbols dedicated to the N_u users in cell i , and $\mathbf{q}_i^{\text{dl}} \in \mathbb{C}^{N_b}$ is a quantization noise vector with a covariance of [11]

$$\mathbf{C}_{\mathbf{q}_i^{\text{dl}} \mathbf{q}_i^{\text{dl}}} = \alpha \beta \text{diag}(\mathbf{W}_i \mathbf{W}_i^H). \quad (8)$$

For the quantization, the same assumptions as the UL formulation are used and α is also identical to the one in the UL. Under TDD assumption, the channel between BS_j and user u in cell i is $\mathbf{h}_{j,i,u}^H$. The received signal at user u in cell i is

$$y_{i,u}^{\text{dl}} = \alpha \mathbf{h}_{i,i,u}^H \mathbf{w}_{i,u} s_{i,u}^{\text{dl}} + \alpha \sum_{(j,v) \neq (i,u)}^{(N_c, N_u)} \mathbf{h}_{j,i,u}^H \mathbf{w}_{j,v} s_{j,v}^{\text{dl}} + \sum_{j=1}^{N_c} \mathbf{h}_{j,i,u}^H \mathbf{q}_j^{\text{dl}} + n_{i,u}^{\text{dl}}$$

where $\mathbf{w}_{i,u}$ is the u th column of \mathbf{W}_i and $n_{i,u}^{\text{dl}} \sim \mathcal{CN}(0, 1)$.

III. JOINT BEAMFORMING AND POWER ALLOCATION

In this section, we first write the UL and DL total transmit power minimization problems with SINR constraints, and then propose an algorithm that solve the problems. The UL problem is built up to minimize the transmit power of the users in N_c cells with an individual SINR constraint as

$$\mathcal{P1} : \min_{\mathbf{f}_{i,u}, \lambda_{i,u}, \forall i, u} \sum_{i,u} \lambda_{i,u} \quad (9)$$

$$\text{s.t. } \max_{\mathbf{f}_{i,u}} \Gamma_{i,u}^{\text{ul}} \geq \gamma_{i,u}, \forall i, u \quad (10)$$

where $\Gamma_{i,u}^{\text{ul}}$ is the UL SINR of user u in cell i derived as

$$\Gamma_{i,u}^{\text{ul}} = \quad (11)$$

$$\frac{\alpha^2 \lambda_{i,u} |\mathbf{f}_{i,u}^H \mathbf{h}_{i,i,u}|^2}{\alpha^2 \sum_{(j,v) \neq (i,u)}^{(N_c, N_u)} \lambda_{j,v} |\mathbf{f}_{i,u}^H \mathbf{h}_{i,j,v}|^2 + \mathbf{f}_{i,u}^H \mathbf{C}_{\mathbf{q}_i^{\text{ul}} \mathbf{q}_i^{\text{ul}}} \mathbf{f}_{i,u} + \alpha^2 \|\mathbf{f}_{i,u}\|^2}.$$

Compared with perfect quantization, the SINR derivation is intertwined with quantizer error in the middle of the denominator, i.e., $\mathbf{f}_{i,u}^H \mathbf{C}_{\mathbf{q}_i^{\text{ul}} \mathbf{q}_i^{\text{ul}}} \mathbf{f}_{i,u}$, whose magnitude increases as the quantization bits decrease due to the $\alpha\beta$ factor in (5).

We compose the DL minimum transmit power problem of the BSs with a user-wise target SINR constraint as

$$\mathcal{P2} : \min_{\mathbf{w}_{i,u}, \forall i, u} \alpha \sum_{i,u} \mathbf{w}_{i,u}^H \mathbf{w}_{i,u} \quad (12)$$

$$\text{s.t. } \Gamma_{i,u}^{\text{dl}} \geq \gamma_{i,u}, \forall i, u \quad (13)$$

where

$$\Gamma_{i,u}^{\text{dl}} = \frac{\alpha^2 |\mathbf{w}_{i,u}^H \mathbf{h}_{i,i,u}|^2}{\alpha^2 \sum_{(j,v) \neq (i,u)}^{(N_c, N_u)} |\mathbf{w}_{j,v}^H \mathbf{h}_{j,i,u}|^2 + \sum_{j=1}^{N_c} \mathbf{h}_{j,i,u}^H \mathbf{C}_{\mathbf{q}_j^{\text{dl}}} \mathbf{h}_{j,i,u} + 1}. \quad (14)$$

A. Uplink and Downlink Duality

By integrating the quantization error terms, we broaden the duality of the UL and DL power minimization problems for infinite-resolution quantizers [14] to low-resolution quantizers.

Theorem 1 (Duality). *The uplink transmit power minimization problem P1 in (9)-(10) equals to the Lagrangian dual of the downlink transmit minimization problem P2 in (12)-(13).*

Proof. We use the MMSE combiners that maximize the SINR to simplify the constraints. Let $\mathbf{z}_{i,u}$ be the interference-plus-noise term of the quantized signal in (4) with covariance of

$$\mathbf{C}_{\mathbf{z}_{i,u}} = \alpha^2 \sum_{(j,v) \neq (i,u)} \lambda_{j,v} \mathbf{h}_{j,i,u} \mathbf{h}_{j,i,u}^H + \alpha \mathbf{I}_{N_b} + \alpha \beta \text{diag}(\mathbf{H}_i \mathbf{A} \mathbf{H}_i^H).$$

Then, the linear MMSE equalizer $\mathbf{f}_{i,u}$ can be expressed as

$$\mathbf{f}_{i,u} = \mathbf{C}_{\mathbf{z}_{i,u}}^{-1} \mathbf{h}_{i,i,u}. \quad (15)$$

Applying (15) to the UL SINR in (11), the constraints in P1 are simplified as $\alpha^2 \lambda_{i,u} \mathbf{h}_{i,i,u}^H \mathbf{C}_{\mathbf{z}_{i,u}}^{-1} \mathbf{h}_{i,i,u} \geq \gamma_{i,u}$. We then multiply both sides with $\mathbf{h}_{i,i,u}^H \mathbf{h}_{i,i,u}$ and rearrange as

$$\mathbf{h}_{i,i,u}^H (\alpha^2 \lambda_{i,u} \mathbf{h}_{i,i,u} \mathbf{h}_{i,i,u}^H \mathbf{C}_{\mathbf{z}_{i,u}}^{-1} - \gamma_{i,u} \mathbf{I}_{N_b}) \mathbf{h}_{i,i,u} \geq 0. \quad (16)$$

Here, (16) implies that $\alpha^2 \lambda_{i,u} \mathbf{h}_{i,i,u} \mathbf{h}_{i,i,u}^H \mathbf{C}_{\mathbf{z}_{i,u}}^{-1} - \gamma_{i,u} \mathbf{I}_{N_b}$ needs to be a positive semidefinite matrix. Rearranging this condition, we can rewrite P1 as

$$\min_{\lambda_{i,u}} \sum_{i,u} \lambda_{i,u} \quad (17)$$

$$\text{s.t. } \mathbf{K}_i(\mathbf{A}) \preceq \alpha \left(1 + \frac{1}{\gamma_{i,u}} \right) \lambda_{i,u} \mathbf{h}_{i,i,u} \mathbf{h}_{i,i,u}^H, \quad (18)$$

for all i, u where

$$\mathbf{K}_i(\mathbf{A}) = \mathbf{I}_{N_b} + \alpha \sum_{j,v} \lambda_{j,v} \mathbf{h}_{j,i,u} \mathbf{h}_{j,i,u}^H + \beta \text{diag}(\mathbf{H}_i \mathbf{A} \mathbf{H}_i^H).$$

We show the duality between P1 and P2 by handling the quantizer error and by proving that the problem in (17)-(18) is equal to the Lagrangian dual of P2. The Lagrangian is given in (19) where $\mu_{i,u}$ is a Lagrangian multiplier. We rewrite the quantization error term in (19) to manage $\mathbf{W}_j \mathbf{W}_j^H$ inside the diagonal operator. Let $\mathbf{M}_i = \text{diag}(\mu_{i,1}, \dots, \mu_{i,N_u})$ and $\mathbf{M} = \text{blkdiag}(\mathbf{M}_1, \dots, \mathbf{M}_{N_c})$. Rearranging the indices from (i, u, j) to (j, v, i) of $\sum_{i,u} \mu_{i,u} \sum_j \mathbf{h}_{j,i,u}^H \text{diag}(\mathbf{W}_j \mathbf{W}_j^H) \mathbf{h}_{j,i,u}$, we have

$$\begin{aligned} & \sum_{j,v}^{(N_c, N_u)} \mu_{j,v} \sum_i^{N_c, N_u} \mathbf{h}_{j,i,v}^H \text{diag}(\mathbf{W}_i \mathbf{W}_i^H) \mathbf{h}_{j,i,v} \\ &= \sum_{i,u}^{N_c, N_u} \mathbf{w}_{i,u}^H \text{diag} \left(\sum_{j,v}^{N_c, N_u} \mu_{j,v} |h_{j,i,v}|^2, \dots, \sum_{j,v}^{N_c, N_u} \mu_{j,v} |h_{j,i,v,N_b}|^2 \right) \mathbf{w}_{i,u} \\ &= \sum_{i,u}^{(N_c, N_u)} \mathbf{w}_{i,u}^H \text{diag}(\mathbf{H}_i \mathbf{M} \mathbf{H}_i^H) \mathbf{w}_{i,u}, \end{aligned} \quad (20)$$

where $h_{j,i,v,n}$ and $w_{i,u,n}$ are the n th entries of $\mathbf{h}_{j,i,v}$ and $\mathbf{w}_{i,u}$, respectively, and $\mathbf{H}_i = [\mathbf{H}_{i,1}, \dots, \mathbf{H}_{i,N_c}]$ as previously defined.

Since $\mathbf{w}_{i,u}$'s are factored out, we directly apply (20) to (19), thereby rewriting the Lagrangian as

$$\begin{aligned} \mathcal{L}(\mathbf{w}_{i,u}, \mu_{i,u}) &= \sum_{i,u} \mu_{i,u} + \alpha \sum_{i,u} \mathbf{w}_{i,u}^H \left(\alpha \sum_{j,v} \mu_{j,v} \mathbf{h}_{j,i,v} \mathbf{h}_{j,i,v}^H \right. \\ &\quad \left. + \mathbf{I}_{N_b} - \alpha \left(1 + \frac{1}{\gamma_{i,u}} \right) \mu_{i,u} \mathbf{h}_{i,i,u} \mathbf{h}_{i,i,u}^H + \beta \text{diag}(\mathbf{H}_i \mathbf{M} \mathbf{H}_i^H) \right) \mathbf{w}_{i,u}. \end{aligned} \quad (21)$$

Let the dual objective function $g(\mu_{i,u}) = \min_{\mathbf{w}_{i,u}} \mathcal{L}(\mathbf{w}_{i,u}, \mu_{i,u})$. Not to have an unbounded solution, it is necessary to satisfy $\mathbf{I}_{N_b} - \alpha \left(1 + \frac{1}{\gamma_{i,u}} \right) \mu_{i,u} \mathbf{h}_{i,i,u} \mathbf{h}_{i,i,u}^H + \alpha \sum_{j,v} \mu_{j,v} \mathbf{h}_{j,i,v} \mathbf{h}_{j,i,v}^H + \beta \text{diag}(\mathbf{H}_i \mathbf{M} \mathbf{H}_i^H) \succeq 0$. Regrouping the expression, the Lagrangian dual of P2 in (12)-(13) becomes equivalent to

$$\max_{\mu_{i,u}} \sum_{i,u} \mu_{i,u} \quad (22)$$

$$\text{s.t. } \mathbf{K}_i(\mathbf{M}) \succeq \alpha \left(1 + \frac{1}{\gamma_{i,u}} \right) \mu_{i,u} \mathbf{h}_{i,i,u} \mathbf{h}_{i,i,u}^H, \quad (23)$$

for all i, u where

$$\mathbf{K}_i(\mathbf{M}) = \mathbf{I}_{N_b} + \alpha \sum_{j,v} \mu_{j,v} \mathbf{h}_{j,i,v} \mathbf{h}_{j,i,v}^H + \beta \text{diag}(\mathbf{H}_i \mathbf{M} \mathbf{H}_i^H).$$

We have the Lagrangian dual of P2 in (22)-(23) and the UL problem in (17)-(18) with the flipped objectives and constraints. However, the optimal solutions of both cases are found at the active constraints. Since (22)-(23) and (17)-(18) have the same objective value at active constraints, they become equivalent by replacing $\mu_{i,u}$'s in (22)-(23) with $\lambda_{i,u}$'s. ■

Noting that $\alpha \rightarrow 1$ as $b \rightarrow \infty$, the results pave the way for a generalized understanding of the UL-DL duality derived in [14] by extending it to any quantization resolution. To propose an algorithm that solves P1 and P2, and to prove its optimality, we show strong duality between P1 and P2.

Corollary 1. *No duality gap exists between P2 and its dual*

Proof. We first show that P2 is an instance of a second-order cone programming. Let \mathbf{W} be defined as $\mathbf{W} = [\mathbf{W}_1, \dots, \mathbf{W}_{N_c}]$. The DL problem (12) is reformulated as

$$\min_{\mathbf{W}, P_o} P_o \quad (24)$$

$$\text{s.t. } \Gamma_{i,u}^{\text{dl}} \geq \gamma_{i,u}, \quad \forall i, u \quad (25)$$

$$\text{Tr}(\mathbf{W}^H \mathbf{W}) \leq P_o \quad (26)$$

where P_o is a positive slack variable. As noted in [18], [19], we take a diagonal phase shifting on the right of the precoder of each cell as $\mathbf{W}_i \text{diag}(e^{j\phi_{i,1}}, \dots, e^{j\phi_{i,N_u}})$ for $i = 1, \dots, N_c$. Therefore, we can design the precoder to be $\mathbf{w}_{i,u}^H \mathbf{h}_{i,i,u} \geq 0$, $\forall i, u$ without changing the objective nor the constraints.

Using (20), we revise the quantization term in (14) as

$$\sum_j \mathbf{h}_{j,i,u}^H \mathbf{C}_{\mathbf{q}_j^{\text{dl}}} \mathbf{h}_{j,i,u} = \alpha \beta \sum_{j,v} \mathbf{w}_{j,v}^H \text{diag}(\mathbf{h}_{j,i,u} \mathbf{h}_{j,i,u}^H) \mathbf{w}_{j,v}. \quad (27)$$

$$\begin{aligned}
\mathcal{L}(\mathbf{w}_{i,u}, \mu_{i,u}) &= \sum_{i,u} \alpha \mathbf{w}_{i,u}^H \mathbf{w}_{i,u} - \sum_{i,u} \mu_{i,u} \left[\alpha^2 \frac{|\mathbf{w}_{i,u}^H \mathbf{h}_{i,i,u}|^2}{\gamma_{i,u}} - \alpha^2 \sum_{v \neq u} |\mathbf{w}_{i,v}^H \mathbf{h}_{i,i,u}|^2 - \alpha^2 \sum_{j \neq i} |\mathbf{w}_{j,v}^H \mathbf{h}_{j,i,u}|^2 + \alpha \beta \sum_j \mathbf{h}_{j,i,u}^H \text{diag}(\mathbf{W}_j \mathbf{W}_j^H) \mathbf{h}_{j,i,u} + 1 \right] \\
&= \sum_{i,u} \mu_{i,u} + \alpha \sum_{i,u} \mathbf{w}_{i,u}^H \left[\alpha \sum_{j,v} \mu_{j,v} \mathbf{h}_{i,j,v} \mathbf{h}_{i,j,v}^H - \alpha \left(1 + \frac{1}{\gamma_{i,u}} \right) \mu_{i,u} \mathbf{h}_{i,i,u} \mathbf{h}_{i,i,u}^H + \mathbf{I}_{N_b} \right] \mathbf{w}_{i,u} + \alpha \beta \sum_{i,u} \mu_{i,u} \sum_j \mathbf{h}_{j,i,u}^H \text{diag}(\mathbf{W}_j \mathbf{W}_j^H) \mathbf{h}_{j,i,u}. \quad (19)
\end{aligned}$$

Let $\mathbf{D}_{j,i,u} = \text{diag}(\mathbf{h}_{j,i,u} \mathbf{h}_{j,i,u}^H)$, $\mathbf{W}_{\text{BD}} = \text{blkdiag}(\mathbf{W}_1, \dots, \mathbf{W}_{N_c})$, and $\tilde{\mathbf{W}}_{\text{BD}} = \text{blkdiag}((\mathbf{I}_{N_b} \otimes \mathbf{W}_1), \dots, (\mathbf{I}_{N_b} \otimes \mathbf{W}_{N_c}))$. Using (27), the SINR constraints in (25) becomes

$$\begin{aligned}
\alpha^2 \left(1 + \frac{1}{\gamma_{i,u}} \right) |\mathbf{w}_{i,u}^H \mathbf{h}_{i,i,u}|^2 &\geq \\
\left\| \frac{\alpha \mathbf{W}_{\text{BD}}^H \text{vec}(\mathbf{h}_{1,i,u}, \dots, \mathbf{h}_{N_c,i,u})}{\sqrt{\alpha(1-\alpha)} \tilde{\mathbf{W}}_{\text{BD}}^H \text{vec}(\mathbf{D}_{1,i,u}^{1/2}, \dots, \mathbf{D}_{N_c,i,u}^{1/2})} \right\|^2, \forall i, u, \quad (28)
\end{aligned}$$

where $\text{vec}()$ converts a matrix into a column vector. Because we force $\mathbf{w}_{i,u}^H \mathbf{h}_{i,i,u}$ to be non-negative, we take square root on both sides of (28). In addition, (26) is reformulated as $\|\text{vec}(\mathbf{W})\| \leq \sqrt{P_o}$. Thus, the problem in (24)-(26) can be modified to the standard second order conic program [18].

Next, (12) is strictly feasible because given a solution \mathbf{W} , it can be scaled by a factor of $c > 1$ satisfying the constraints. Thus, strong duality holds between (9) and (12). ■

B. Distributed Iterative Algorithm

We specify solutions by using strong duality, and develop an iterative algorithm that finds the solutions for $\mathcal{P}1$ and $\mathcal{P}2$ concurrently. We further prove optimality and convergence.

Corollary 2. *The optimal transmit power for the uplink total power minimization problem (9) is derived as*

$$\lambda_{i,u} = \frac{1}{\alpha \left(1 + \frac{1}{\gamma_{i,u}} \right) \mathbf{h}_{i,i,u}^H \mathbf{K}_i^{-1}(\boldsymbol{\Lambda}) \mathbf{h}_{i,i,u}} \quad (29)$$

where $\mathbf{K}_i(\boldsymbol{\Lambda}) = \mathbf{I}_{N_b} + \alpha \sum_{j,v} \lambda_{j,v} \mathbf{h}_{i,j,v} \mathbf{h}_{i,j,v}^H + \beta \text{diag}(\mathbf{H}_i \boldsymbol{\Lambda} \mathbf{H}_i^H)$ with the linear MMSE equalizer given as

$$\mathbf{f}_{i,u} = \left[\alpha^2 \sum_{(j,v) \neq (i,u)} \lambda_{j,v} \mathbf{h}_{i,j,v} \mathbf{h}_{i,j,v}^H + \alpha \mathbf{I}_{N_b} + \alpha \beta \text{diag}(\mathbf{H}_i \boldsymbol{\Lambda} \mathbf{H}_i^H) \right]^{-1} \mathbf{h}_{i,i,u}. \quad (30)$$

Proof. We use $\lambda_{i,u}$ instead of $\mu_{i,u}$ since we showed that they are equivalent. The derivative of the Lagrangian (21) with respect to $\mathbf{w}_{i,u}$ is given as

$$\begin{aligned}
\frac{\partial \mathcal{L}(\mathbf{w}_{i,u}, \lambda_{i,u})}{\partial \mathbf{w}_{i,u}} &= 2\alpha \left(\mathbf{I}_{N_b} - \alpha \left(1 + \frac{1}{\gamma_{i,u}} \right) \lambda_{i,u} \mathbf{h}_{i,i,u} \mathbf{h}_{i,i,u}^H \right. \\
&\quad \left. + \alpha \sum_{j,v} \lambda_{j,v} \mathbf{h}_{i,j,v} \mathbf{h}_{i,j,v}^H + \beta \text{diag}(\mathbf{H}_i \boldsymbol{\Lambda} \mathbf{H}_i^H) \right) \mathbf{w}_{i,u}. \quad (31)
\end{aligned}$$

Setting (31) to zero, we have (29), i.e., the Lagrangian multiplier that meets the stationary condition. Also, all the

constraints in $\mathcal{P}2$ are active at (29), hereby satisfying the complementary slackness. Thus, (29) is the optimum of $\mathcal{P}1$. ■

Given that we finally have the optimal transmit power, we can compute the optimal UL MMSE combiner in (15). As a function of these factors, we design the optimal DL precoder.

Corollary 3. *The optimal DL precoders are linearly proportional to the UL MMSE equalizer, i.e., $\mathbf{w}_{i,u} = \sqrt{\tau_{i,u}} \mathbf{f}_{i,u} \forall i, u$ and $\tau_{i,u}$ is derived as $\boldsymbol{\tau} = \boldsymbol{\Sigma}^{-1} \mathbf{1}_{N_u N_c}$ where $\boldsymbol{\tau} = [\tau_1^T, \tau_2^T, \dots, \tau_{N_c}^T]^T$ with $\tau_i^T = [\tau_{i,1}, \tau_{i,2}, \dots, \tau_{i,N_u}]^T$, and*

$$\boldsymbol{\Sigma} = \begin{pmatrix} \boldsymbol{\Sigma}_{1,1} & \boldsymbol{\Sigma}_{1,2} & \cdots & \boldsymbol{\Sigma}_{1,N_c} \\ \boldsymbol{\Sigma}_{2,1} & \boldsymbol{\Sigma}_{2,2} & \cdots & \boldsymbol{\Sigma}_{2,N_c} \\ \vdots & \vdots & \ddots & \vdots \\ \boldsymbol{\Sigma}_{N_c,1} & \boldsymbol{\Sigma}_{N_c,2} & \cdots & \boldsymbol{\Sigma}_{N_c,N_c} \end{pmatrix}, \quad (32)$$

where each element of matrix $\boldsymbol{\Sigma}_{i,j} \in \mathbb{R}^{N_u \times N_u}$ is given as

$$\begin{aligned}
[\boldsymbol{\Sigma}_{i,j}]_{u,v} &= \\
&\begin{cases} \frac{\alpha^2}{\gamma_{i,u}} |\mathbf{f}_{i,u}^H \mathbf{h}_{i,i,u}|^2 \\ \quad - \alpha \beta \mathbf{f}_{i,u}^H \text{diag}(\mathbf{h}_{i,i,u} \mathbf{h}_{i,i,u}^H) \mathbf{f}_{i,u} & \text{if } i = j \text{ and } u = v, \\ -\alpha^2 |\mathbf{f}_{j,v}^H \mathbf{h}_{j,i,u}|^2 \\ \quad - \alpha \beta \mathbf{f}_{j,v}^H \text{diag}(\mathbf{h}_{j,i,u} \mathbf{h}_{j,i,u}^H) \mathbf{f}_{j,v} & \text{otherwise.} \end{cases} \quad (33)
\end{aligned}$$

Proof. Based on the Lagrangian dual, the global optimum happens when the constraints satisfy active constraints. By replacing $\mathbf{w}_{i,u}$ in (14) with $\sqrt{\tau_{i,u}} \mathbf{f}_{i,u}$, the constraints of the DL problem in (13) satisfy the following equality conditions:

$$\begin{aligned}
1 &= \frac{\alpha^2}{\gamma_{i,u}} |\mathbf{w}_{i,u}^H \mathbf{h}_{i,i,u}|^2 - \alpha^2 \sum_{v \neq u} |\mathbf{w}_{i,v}^H \mathbf{h}_{i,i,u}|^2 \\
&\quad - \alpha^2 \sum_{j \neq i} |\mathbf{w}_{j,v}^H \mathbf{h}_{j,i,u}|^2 - \sum_j \mathbf{h}_{j,i,u}^H \mathbf{C}_{\mathbf{q}_j^{\text{dl}}} \mathbf{q}_j^{\text{dl}} \mathbf{h}_{j,i,u} \\
&\stackrel{(a)}{=} \frac{\alpha^2}{\gamma_{i,u}} |\mathbf{f}_{i,u}^H \mathbf{h}_{i,i,u}|^2 \tau_{i,u} - \alpha^2 \sum_{(j,v) \neq (i,u)} |\mathbf{f}_{j,v}^H \mathbf{h}_{j,i,u}|^2 \tau_{j,v} \\
&\quad - \alpha \beta \sum_{j,v} \mathbf{f}_{j,v}^H \text{diag}(\mathbf{h}_{j,i,u} \mathbf{h}_{j,i,u}^H) \mathbf{f}_{j,v} \tau_{j,v}, \quad \forall i, u,
\end{aligned}$$

where (a) is from (27) and $\mathbf{w}_{i,u} = \sqrt{\tau_{i,u}} \mathbf{f}_{i,u}$. We cascade the conditions $\forall i, u$ in a matrix form: $\boldsymbol{\Sigma} \boldsymbol{\tau} = \mathbf{1}$ and $\boldsymbol{\tau} = \boldsymbol{\Sigma}^{-1} \mathbf{1}$. ■

We devise the unified algorithm to solve both UL and DL problems. We first solve (29) in UL problem, however, the main drawback is that all the transmit powers engage in the computation of an individual transmit power. Therefore, we employ an iterative standard algorithm based on (29) [14], [18], [20] to find the optimal UL solution. Let $\lambda_{i,u}^{(n)}$ be the

result at n th iteration, and $\mathbf{\Lambda}^{(n)}$ be a collection of $\lambda_{i,u}^{(n)}$'s. The algorithm is described as follows:

Step 1. Initialize $\lambda_{i,u}^{(0)}, \forall i, u$.

Step 2. Iteratively update $\lambda_{i,u}^{(n+1)}$ until converges using (29) as

$$\lambda_{i,u}^{(n+1)} = \frac{1}{\alpha \left(1 + \frac{1}{\gamma_{i,u}}\right) \mathbf{h}_{i,i,u}^H \mathbf{K}_i^{-1}(\mathbf{\Lambda}^{(n)}) \mathbf{h}_{i,i,u}}, \forall i, u.$$

Step 3. Find the UL MMSE combiner $\mathbf{f}_{i,u}$ in (30) with $\lambda_{i,u}$.

Step 4. Compute the DL precoder $\mathbf{w}_{i,u}$ based on Corollary 3.

\mathbf{K}_i is a covariance matrix of received signals which may be estimated using local measurements at BS $_i$ [14]; hence Step 2 does not entail explicit inter-cell channel knowledge. The individual weight $\tau_{i,u}$ that achieves the target SINR can be obtained using a per-user update [21], whose convergence is guaranteed [20]. Each step of the algorithm evolves $\tau_{i,u}$ while assuming other $\tau_{i',u'}$'s are unchanged. Thus, the proposed algorithm can be deployed in a distributed fashion.

Corollary 4 (Convergence). *For any initialization $\lambda_{i,u}^{(0)}, \forall i, u$, the proposed fixed-point iterative algorithm converges to a unique fixed point at which total transmit power is minimized.*

Proof. We exploit the standard function [20]. We need to show that $\mathcal{F}_{i,u}(\mathbf{\Lambda})$ is a standard function which meets the following:

- (positivity) If $\lambda_{i,u} \geq 0 \forall i, u$, then $\mathcal{F}_{i,u}(\mathbf{\Lambda}) > 0$.
- (monotony) If $\lambda_{i,u} \geq \lambda'_{i,u} \forall i, u$, then $\mathcal{F}_{i,u}(\mathbf{\Lambda}) \geq \mathcal{F}_{i,u}(\mathbf{\Lambda}')$.
- (scalability) For $\rho > 1$, $\rho \mathcal{F}_{i,u}(\mathbf{\Lambda}) > \mathcal{F}_{i,u}(\rho \mathbf{\Lambda})$.

It can be shown that $\mathcal{F}_{i,u}(\mathbf{\Lambda}^{(n)})$ satisfies these properties by carefully following the proof in Appendix II in [18]. ■

IV. SIMULATION RESULTS

We evaluate the derived results and the proposed quantization-aware iterative CoMP algorithm (Q-iCoMP) using our source code written in Matlab on GitHub [22]. As a benchmark, we test the quantization-aware per-cell iterative algorithm (Q-PerCell) by adapting the per-cell algorithm in [13] to low-resolution converters. For Q-PerCell, each BS first finds a solution based on the iterative process in [13] considering the inter-cell interference as fixed noise. Once the BSs find solutions for the considered noise power, the BSs update the noise power and iterate until the solutions converge.

We consider two networks with $N_c \in \{2, 7\}$, which we call a light and dense network, respectively. For $N_c = 2$, two cells are next to each other. For $N_c = 7$, the center cell is surrounded by the other six cells. Each BS is in the center of each hexagonal cell with N_u users. The distance between adjacent BSs is 2 km and a user is at least 100 m away from the BSs. For small scale fading, we assume Rayleigh fading with a zero mean and unit variance. For large scale fading, we use the log-distance pathloss in [23]. We consider 2.4 GHz carrier frequency, 10 MHz bandwidth, 8.7 dB lognormal shadowing variance, and 5 dB noise figure. We assume the same target SINR γ for all users over all cells.

Fig. 2 shows total transmit power for the target SINR. We vary the number of quantization bits and BS antennas,

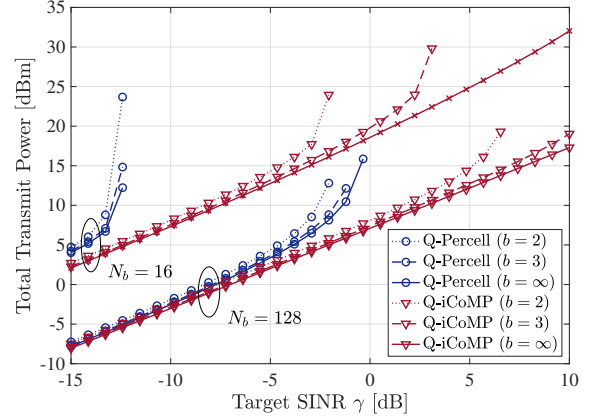


Figure 2. Total transmit power versus the target SINR for $N_b \in \{16, 128\}$, $N_c = 7$ cells, and $N_u = 4$ users/cell.

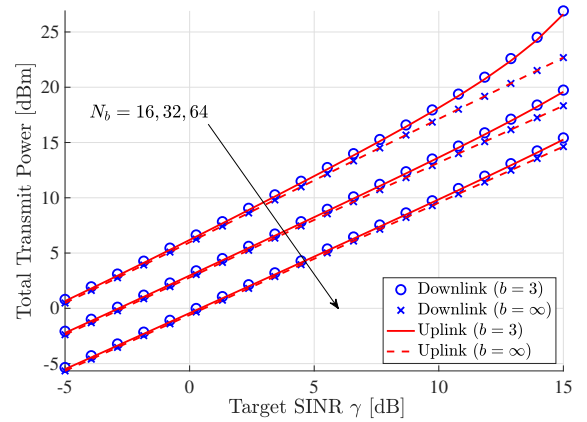


Figure 3. Total transmit power versus the target SINR for the UL and DL cases with $N_b \in \{16, 32, 64\}$ BS antennas, $N_c = 3$ cells, $N_u = 3$ users/cell, and $b \in \{3, \infty\}$ bits.

i.e., $b \in \{2, 3, \infty\}$ and $N_b \in \{16, 128\}$, for the dense network with $N_c = 7$ and $N_u = 4$. For $N_b = 16$, Q-PerCell suffers from implausible power consumption even with infinite-resolution quantization at the low SINR requirement. Even though Q-iCoMP also shows divergence in total transmit power at medium to high target SINRs with a small number of quantization bits, Q-iCoMP shows a much slower rate of divergence compared to Q-PerCell. For $N_b = 128$, Q-PerCell has a similar trend as the case with $N_b = 16$, showing the divergence at medium SINR. In contrast, Q-iCoMP reaches the target SINRs without divergence for $b \geq 3$ bits. On both $N_b \in \{16, 128\}$, Q-iCoMP achieves significant power gain over Q-PerCell. Increasing the number of antennas from 16 to 128 provides more than 10 dB gain for each user SINR. Accordingly, proper coordination is essential when deploying a massive antenna array with low-resolution quantizers.

Fig. 3 shows the total transmit power for both UL and DL networks with $N_b \in \{16, 32, 64\}$, $N_c = 3$, $N_u = 3$, and $b \in \{3, \infty\}$. In all cases, the total transmit power for the DL and UL problems match, which validates strong duality, i.e., regardless of the number of quantization bits and the number of antennas, the considered UL and DL problems have optimal solutions that achieve the same minimum total transmit power.

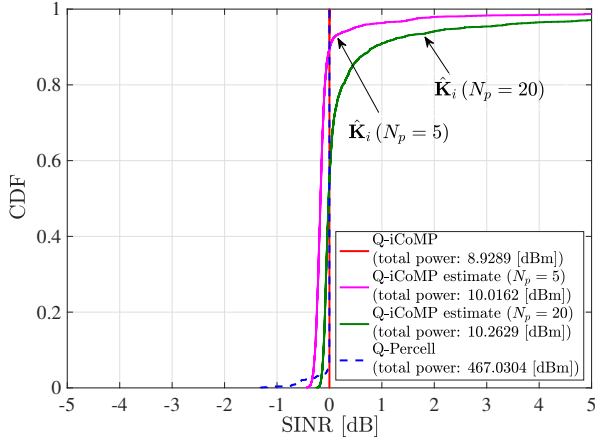


Figure 4. CDFs of the SINRs of users in all cells for $\gamma = 0$ dB target SINR, $b = 3$ bits, $N_b = 64$ BS antennas, $N_c = 7$ cells, and $N_u = 4$ users/cell.

Fig. 4 shows the cumulative density function (CDF) of the achieved SINR of all users for $\gamma = 0$ dB, $b = 3$, $N_b = 64$, $N_c = 7$, and $N_u = 4$. The total transmit power is annotated in the legend. Q-iCoMP shows a clear spike at 0 dB with the least total transmit power. Q-iCoMP properly controls the transmit power so that the achieved SINRs are no more and no less than what the system requires. Although Q-PerCell requires implausible power, around 5% of users cannot achieve the target SINR due to the lack of BS coordination.

Fig. 4 also includes the result with a distributed method that estimates \mathbf{K}_i without explicit knowledge on inter-cell interference. At n th iteration of algorithm, the BSs have $\lambda_{i,u}^{(n-1)}$, $\forall i, u$, in memory and each BS _{i} demands the associated users to transmit N_p pilots s_i^{ul} , $\forall u$, with the updated $\lambda_{i,u}^{(n-1)}$, and then averages out the local observations. Distributed Q-iCoMP implementations with the estimation of \mathbf{K}_i with $N_p = 5$ and $N_p = 20$ are evaluated. Both cases fulfill the target SINR with less than -0.5 dB deviation which decreases as N_p increases. Using 20 pilots further achieves the target SINR with higher probability compared to the estimation with 5 pilots.

V. CONCLUSION

This paper investigated the CoMP BF and PA for a multicell network with low-resolution ADCs and DACs. Incorporating the effect of non-trivial quantization error, we derived strong duality between the UL and DL total transmit power minimization problems under user SINR constraints using low-resolution data converters. Using strong duality, we developed an iterative algorithm to find a fixed point solution that optimizes the UL and DL problems with the coarse quantization. The proposed algorithm determines optimal solutions in a distributed fashion without explicit out-of-cell channel information. Via simulations, we demonstrated that the proposed iterative design is more effective than the conventional approach in terms of the total power consumption and achieved SINR. The performance gain becomes significant especially when we increase the number of antennas and cells. Therefore, proper coordination is required when we consider a massive number of antennas with low-resolution ADCs and DACs.

REFERENCES

- [1] T. L. Marzetta, "Noncooperative Cellular Wireless with Unlimited Numbers of Base Station Antennas," *IEEE Trans. on Wireless Commun.*, vol. 9, no. 11, pp. 3590–3600, 2010.
- [2] J. Choi, J. Mo, and R. W. Heath, "Near maximum-likelihood detector and channel estimator for uplink multiuser massive MIMO systems with one-bit ADCs," *IEEE Trans. Comm.*, vol. 64, no. 5, pp. 2005–2018, 2016.
- [3] C. Studer and G. Durisi, "Quantized massive mu-mimo-ofdm uplink," *IEEE Trans. on Commun.*, vol. 64, no. 6, pp. 2387–2399, 2016.
- [4] J. Choi, Y. Cho, B. L. Evans, and A. Gatherer, "Robust learning-based ML detection for massive MIMO systems with one-bit quantized signals," in *IEEE Global Commun. Conf.*, 2019, pp. 1–6.
- [5] Y. Cho and S.-N. Hong, "One-bit successive-cancellation soft-output (OSS) detector for uplink MU-MIMO systems with one-bit ADCs," *IEEE Access*, vol. 7, pp. 27 172–27 182, 2019.
- [6] J. Choi, B. L. Evans, and A. Gatherer, "Resolution-adaptive hybrid MIMO architectures for millimeter wave communications," *IEEE Trans. on Signal Process.*, vol. 65, no. 23, pp. 6201–6216, 2017.
- [7] O. Orhan, E. Erkip, and S. Rangan, "Low power analog-to-digital conversion in millimeter wave systems: Impact of resolution and bandwidth on performance," in *IEEE Info. Theory App. Work.*, 2015, pp. 191–198.
- [8] L. Xu, X. Lu, S. Jin, F. Gao, and Y. Zhu, "On the Uplink Achievable Rate of Massive MIMO System with Low-Resolution ADC and RF Impairments," *IEEE Commun. Lett.*, vol. 23, no. 3, pp. 502–505, 2019.
- [9] J. Choi, G. Lee, and B. L. Evans, "Two-stage analog combining in hybrid beamforming systems with low-resolution ADCs," *IEEE Trans. on Signal Process.*, vol. 67, no. 9, pp. 2410–2425, 2019.
- [10] S. Jacobsson, G. Durisi, M. Coldrey, T. Goldstein, and C. Studer, "Quantized Precoding for Massive MU-MIMO," *IEEE Trans. on Commun.*, vol. 65, no. 11, pp. 4670–4684, 2017.
- [11] J. Dai, J. Liu, J. Wang, J. Zhao, C. Cheng, and J.-Y. Wang, "Achievable rates for full-duplex massive MIMO systems with low-resolution ADCs/DACs," *IEEE Access*, vol. 7, pp. 24 343–24 353, 2019.
- [12] F. Rashid-Farrokhi, L. Tassiulas, and K. R. Liu, "Joint optimal power control and beamforming in wireless networks using antenna arrays," *IEEE Trans. on Commun.*, vol. 46, no. 10, pp. 1313–1324, 1998.
- [13] F. Rashid-Farrokhi, K. R. Liu, and L. Tassiulas, "Transmit beamforming and power control for cellular wireless systems," *IEEE J. on Sel. Areas in Commun.*, vol. 16, no. 8, pp. 1437–1450, 1998.
- [14] H. Dahrouj and W. Yu, "Coordinated beamforming for the multicell multi-antenna wireless system," *IEEE Trans. on Wireless Commun.*, vol. 9, no. 5, pp. 1748–1759, 2010.
- [15] V. Jungnickel, K. Manolakis, W. Zirwas, B. Panzner, V. Braun, M. Losow, M. Sternad, R. Apelfröjd, and T. Svensson, "The role of small cells, coordinated multipoint, and massive MIMO in 5G," *IEEE Commun. Mag.*, vol. 52, no. 5, pp. 44–51, 2014.
- [16] A. K. Fletcher, S. Rangan, V. K. Goyal, and K. Ramchandran, "Robust predictive quantization: Analysis and design via convex optimization," *IEEE J. Sel. Topics in Signal Process.*, vol. 1, no. 4, pp. 618–632, 2007.
- [17] L. Fan, S. Jin, C.-K. Wen, and H. Zhang, "Uplink achievable rate for massive MIMO systems with low-resolution ADC," *IEEE Comm. Letters*, vol. 19, no. 12, pp. 2186–2189, 2015.
- [18] A. Wiesel, Y. C. Eldar, and S. Shamai, "Linear precoding via conic optimization for fixed MIMO receivers," *IEEE Trans. on Signal Process.*, vol. 54, no. 1, pp. 161–176, 2005.
- [19] W. Yu and T. Lan, "Transmitter optimization for the multi-antenna downlink with per-antenna power constraints," *IEEE Trans. on Signal Process.*, vol. 55, no. 6, pp. 2646–2660, 2007.
- [20] R. D. Yates, "A framework for uplink power control in cellular radio systems," *IEEE J. on Sel. Areas in Commun.*, vol. 13, no. 7, pp. 1341–1347, 1995.
- [21] G. J. Foschini and Z. Miljanic, "A simple distributed autonomous power control algorithm and its convergence," *IEEE Trans. on Veh. Technol.*, vol. 42, no. 4, pp. 641–646, 1993.
- [22] Y. Cho, J. Choi, and B. L. Evans, "source code," 2020. [Online]. Available: <https://github.com/Yunseong-Cho/QuantizedCoMP>
- [23] V. Erceg, L. J. Greenstein, S. Y. Tjandra, S. R. Parkoff, A. Gupta, B. Kulic, A. A. Julius, and R. Bianchi, "An empirically based path loss model for wireless channels in suburban environments," *IEEE J. on Sel. Areas in Commun.*, vol. 17, no. 7, pp. 1205–1211, 1999.