

# TCDesc: Learning Topology Consistent Descriptors

Honghu Pan  
19b951002@stu.hit.edu.cn  
Harbin Institute of Technology,  
Shenzhen  
Shenzhen, China

Fanyang Meng  
mengfy@pcl.ac.cn  
Peng Cheng Laboratory  
Shenzhen, China

Zhenyu He  
zhenyuhe@hit.edu.cn  
Harbin Institute of Technology,  
Shenzhen  
Shenzhen, China

Yongsheng Liang  
liangys@hit.edu.cn  
Harbin Institute of Technology,  
Shenzhen  
Shenzhen, China

Wei Liu  
liuwei@szit.edu.cn  
Peng Cheng Laboratory  
Shenzhen, China

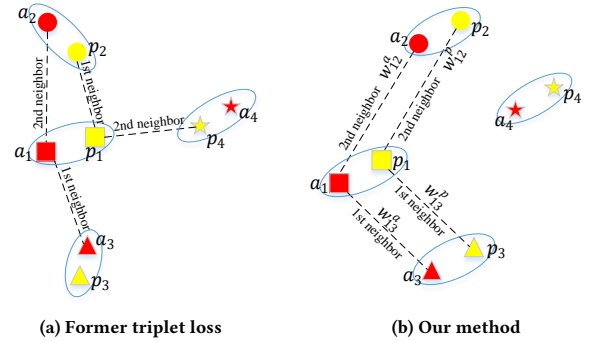
## ABSTRACT

Triplet loss is widely used for learning local descriptors from image patch. However, triplet loss only minimizes the Euclidean distance between matching descriptors and maximizes that between the non-matching descriptors, which neglects the topology similarity between two descriptor sets. In this paper, we propose topology measure besides Euclidean distance to learn topology consistent descriptors by considering  $k$ NN descriptors of positive sample. First we establish a novel topology vector for each descriptor followed by Locally Linear Embedding (LLE) to indicate the topological relation among the descriptor and its  $k$ NN descriptors. Then we define topology distance between descriptors as the difference of their topology vectors. Last we employ the dynamic weighting strategy to fuse Euclidean distance and topology distance of matching descriptors and take the fusion result as the positive sample distance in the triplet loss. Experimental results on several benchmarks show that our method performs better than state-of-the-arts results and effectively improves the performance of triplet loss.

## 1 INTRODUCTION

Image matching is a fundamental computer vision problem and the crucial step in augmented reality(AR) [6, 40] and simultaneous localization and mapping(SLAM) [30, 31], which usually consists of two steps: detecting the feature points and matching feature descriptors. The robust and discriminative descriptors are essential for accurate image matching. Early works mainly focus on the handcrafted descriptors. SIFT [22] maybe is the most successful handcrafted descriptor which has been proven effective in various areas [7, 39, 50]. Meanwhile, the binary descriptors [5] are proposed to reduce storage and accelerate matching. However, handcrafted descriptors are not robust enough due to the lack of high-level semantic information.

Recently with the successful application of CNN in multiple fields [3, 12, 19], researchers [14, 27, 35, 37, 47] try to learn descriptors directly from image patch by using CNN. Recent works [27, 42, 48] mainly focus on learning descriptors using triplet loss [33] to encourage Euclidean distance of negative samples is a margin larger than that of positive samples, where negative samples and positive samples denote the non-matching descriptors and matching descriptors respectively. Specifically, CNN takes two image patch sets with one-to-one matching relationship as input and outputs



**Figure 1: Distribution of descriptors learned by (a) former triplet loss and (b) our method. In (a), there exists topology difference between two matching descriptors because former triplet loss only considers Euclidean distance between descriptors and completely neglects the neighborhood information of descriptors. In (b), our method encourages similar linear topology between matching descriptors, which means the matching descriptors have the matching  $k$ NN descriptors and the similar linear combination weights.**

corresponding two descriptors sets, where the Euclidean distance of matching descriptors is minimized and that of non-matching descriptors is maximized.

However, as shown in Fig. 1a, triplet loss of former works only considers Euclidean distance between descriptors and completely neglects the neighborhood information of descriptors, which results in the topology difference between matching descriptors in two descriptor sets. We note that the topology of descriptor indicates the linear relationship among descriptor and its  $k$ NN descriptors. Topology difference between matching descriptors leads to the inconsistent distribution of descriptors in two sets, which is incompatible with the one-to-one correspondence of descriptors in two sets.

In this work, we propose a novel topology measure for triplet loss to learn topology consistent descriptors. We first establish a topology vector for each descriptor followed by locally linear embedding (LLE) [32], a common manifold learning method for

dimensionality reduction, while this topology vector depicts the linear topology among the descriptor and its  $k$ NN descriptors. Then we take the  $l_1$  distance of descriptors' topology vectors as their topology distance to indicate the neighborhood difference between descriptors. Last we modify the the positive sample distance in the triplet loss as the dynamic weighting of Euclidean distance and topology distance of matching descriptors. The consistent topology between matching descriptors is encouraged with their topology distance minimized.

Compared with former triplet loss, our method learns more robust descriptors since we take additional  $k$ NN descriptors of matching descriptors for CNN's back-propagation. Otherwise, our method modifies and consummates the distance measure of positive samples for triplet loss, which means our method can improve performance of many other algorithms of learning descriptors using triplet loss. The generalization of our method is verified in several benchmarks in Section 4.

The contributions of this paper are three-fold:

- We establish a novel topology vector for each descriptor followed by LLE [32] and define the topology distance between descriptors to indicate their neighborhood difference.
- We employ the dynamic weighting strategy to fuse Euclidean distance and topology distance of matching descriptors and take the fusion result as the positive sample distance in the triplet loss.
- The experimental results verify the generalization of our method. We test our method on the basis of HardNet [27] and CDF [48], and experimental results show our method can improve their performance in several benchmarks.

## 2 RELATED WORK

In this section, we begin by discussing the related work in the image hashing domain, with main focus towards the motivation behind adversarial autoencoders. Then, we continue our discussion on adversarial learning and their limitations, especially on their generalization property when matching to the target distribution (or sample complexity requirement).

### 2.1 Learning-based Descriptors

Perhaps SIFT [22] is the most successful and widely used handcrafted descriptor, however, all handcrafted descriptors, including SIFT [22], LIOP [43], GLOHP [26], DAISYP [45], DSP-SIFTP [8] and BRIEF [5] are not robust enough as they only consider the pixel-level information instead of the high-level semantic information. In the past several years, learning-based descriptors outperforms than handcrafted descriptors in image matching [10, 34] and image retrieval [13, 44] benefitting from powerful semantic representation of CNN.

L2-Net [37] proposes a CNN architecture with 7 convolutional layers and a Local Response Normalization layer to normalize descriptors, and this architecture is employed by many works [27, 38, 48] including ours. HardNet [27] implements a hard negative mining method for learning descriptors by maximizing the nearest non-matching descriptors using triplet loss. CDbin [46] combines triplet loss and other three losses for learning descriptors and explores the performance of descriptors with different lengths. SOSNet [38]

proposes the Second Order Similarity Regularization in the basis of triplet loss to learn more compact descriptors. Exp-TLoss [42] modifies triplet loss and proposes a novel exponential losses to mine harder positive samples as focal loss [21]. CDF [48] replaces the hard margin with a non-parametric soft margin with the dynamic triplet weighting to avoid the sub-optimal results. However, all of them fail to maintain the similar topology between matching descriptors as our work, which contributes to the more robust descriptors.

### 2.2 Triplet Loss

Triplet loss consists of three parts: margin, distance of positive samples and distance of negative samples, which updates networks by encouraging distance of negative samples is a margin larger than distance of positive samples.

FaceNet [33] first proposes triplet loss and applies it in face recognition. Alexander [16] implements the hard triplets mining method for Person Re-Identification, which defines the hardest positive sample as positive sample with the largest distance and define the hardest negative sample as negative sample with smallest distance. Wang [41] combines the triplet loss and softmax loss to learn more discriminative features for Person Re-Identification. Otherwise, triplet loss has been proven effective in image retrieval [20] and learning descriptors [27, 38, 42, 48].

However, former triplet loss takes Euclidean distance between samples as the only measure, which completely neglects the topology of samples. In this work, we propose a novel topology measure for triplet loss with considering neighborhood information of positive samples and verify its effectiveness on learning descriptors.

### 2.3 Manifold Learning

Manifold Learning [2, 9, 11, 32, 36, 49] is a commonly used dimensionality reduction method which tries to keep similar manifold between high-dimensional data and low-dimensional data. Laplacian Eigenmaps [2] tries to preserve the graph structure of high-dimensional data in low-dimensional data using spectral techniques. ISomap [36] encourages high-dimensional data and low-dimensional data have the same geodesic distance instead of Euclidean distance, where the geodesic distance means the shortest path connecting two data sample in its  $k$ NN graph. Compared with ISomap using the global information, LLE [32] only tries to keep the similar locally linear combination weight between high-dimensional data and low-dimensional data. Undoubtedly ISomap is much more time-consuming.

Manifold learning also plays an important role in recent deep learning algorithms. Ahmet [17] implements a hard training example mining method which takes manifold nearest neighbors but not Euclidean neighbors as the hard positive samples and Euclidean neighbors but not manifold nearest neighbor as the hard negative samples. Jiwen Lu [23] proposes a multi-manifold deep metric learning method for image set classification by nonlinearly mapping multiple sets of image instances into a shared feature subspace. The above methods mainly focus on image retrieval or image classification, and we are the first to introduce manifold learning into descriptors learning and image matching.

### 3 METHODOLOGY

In this section, we first review the method of learning descriptors using triplet loss in Section 3.1, and then we present the establishment of our elaborate topology vector and the definition of topology vector in Section 3.2, last we illustrate the dynamic weighting strategy to fuse Euclidean distance and topology distance.

#### 3.1 Preliminaries

We note that learning descriptors is the image embedding from image patches to descriptor vectors. Suppose a batch of training data generates the corresponding descriptors  $\chi = \{A; P\}$ , where  $A = \{a_1, a_2, \dots, a_n\}$ ,  $P = \{p_1, p_2, \dots, p_n\}$  and  $n$  is the batch size. Normally descriptor vectors are unit-length and 128-dimensional as SIFT [22] descriptors. Note that  $a_i$  and  $p_j$  are a matching pair if  $i$  equals  $j$  and non-matching pair otherwise.

The triplet loss [33] encourages the distance of negative samples is a margin larger than that of positive samples, which denote the non-matching pairs and matching pairs respectively in descriptors learning:

$$L_{triplet} = \frac{1}{n} \sum_{i=1}^n \max(0, \text{margin} + \Gamma^+(a_i, p_i) - \Gamma^-(a_i, p_i)). \quad (1)$$

HardNet [27] first introduces triplet loss to descriptors learning which tries to minimize the Euclidean distance between matching descriptors and maximize that of nearest non-matching descriptors. In HardNet,

$$\Gamma^+(a_i, p_i) = d_E(a_i, p_i) \quad (2)$$

$$\Gamma^-(a_i, p_i) = \min(d_E(a_i, p_{j_{min}}), d_E(a_{k_{min}}, p_i)) \quad (3)$$

where  $d_E$  is the Euclidean distance,  $d_E(a_i, p_{j_{min}})$  and  $d_E(a_{k_{min}}, p_i)$  denote the Euclidean distance of nearest non-matching descriptors. It would be time-consuming to compute the Euclidean distance for a large number of descriptors, fortunately the dot product can be used to calculate Euclidean distance between two descriptors when descriptors are unit-length vector ( $\|a_i\|_2 = 1$ ):

$$d_E(a_i, p_j) = \sqrt{2 - 2a_i^T p_j} \quad (4)$$

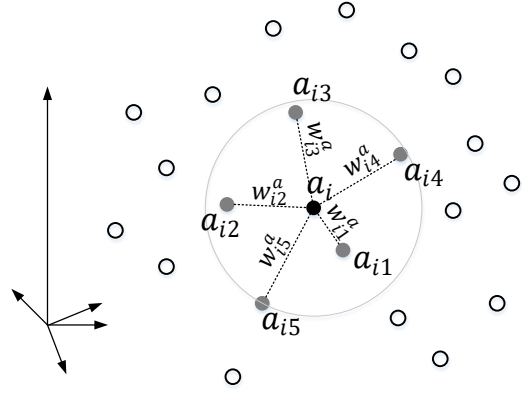
However, we observe that only matching descriptors  $a_i, p_i$  and nearest non-matching descriptor  $p_{j_{min}}$  or  $a_{k_{min}}$  are used for CNN's back-propagation, which leads the inconsistent distribution of descriptors in  $A$  and  $P$ , also known as topology difference between  $A$  and  $P$ . Actually, descriptors set  $A$  and  $P$  should have similar topology because descriptors in them have a one-to-one matching relationship. In next sections we would illustrate how to reduce topology difference between  $A$  and  $P$ .

#### 3.2 Topology Measure

LLE [32] is a common manifold learning algorithm for data dimensionality reduction, which maintains the same locally linear topology between high-dimensional data and low-dimensional data. In the view of manifold learning, property of Euclidean space are retained in a small local region, so LLE fits each data sample by its  $k$ NN samples:

$$x_i = w_{i1}x_{i1} + w_{i2}x_{i2} + \dots + w_{ik}x_{ik} \quad (5)$$

where  $x_{ij}$ ,  $j = 1, 2, \dots, k$  is the  $k$ NN samples of  $x_i$ , and  $w_{ij}$  is the fitting weights. Followed by LLE, we establish a locally linear topology



**Figure 2: Topological relationship among the descriptor and its  $k$ NN descriptors.** In the opinion of manifold learning, property of Euclidean space is only retained in a small local region. So we first solve  $k$ NN descriptors  $a_{ij}$  for  $a_i$ , then we fit  $a_i$  linearly using its  $k$ NN descriptors. The fitting weights  $w_{ij}$  indicate the linear topological relationship among  $a_i$  and  $a_{ij}$ .

vector for each descriptor depicting linear topological relationship among descriptor  $a_i$  or  $p_i$  and its  $k$ NN descriptors  $a_{ij}$  or  $p_{ij}$ .

Here we take descriptors set  $A$  and its elements  $a_i$ ,  $i = 1, 2, \dots, n$  as example, obviously we can solve this for  $P$  by the same steps. As shown in Fig. 2, to solve linear topological relationship between  $a_i$  and its  $k$ NN descriptors, we first determine  $k$ NN descriptors  $a_{ij}$  for  $a_i$ . We compute the Euclidean distance between  $a_i$  and all other descriptors in a mini-batch by Eq. 4, then we sort the distances in ascending order and take the elements corresponding to front  $k$  distances as the  $k$ NN descriptors of  $a_i$ .

The next step is to linearly fit  $a_i$  using  $a_{ij}$ , which can be written as  $a_i = w_{i1}^a a_{i1} + w_{i2}^a a_{i2} + \dots + w_{ik}^a a_{ik}$ . So the optimization goal is:

$$\begin{aligned} \arg \min_w \|a_i - \sum_{j=1}^k w_{ij}^a a_{ij}\|^2 \\ \text{s.t. } \sum_{j=1}^k w_{ij}^a = 1 \end{aligned} \quad (6)$$

Now write the above formula in matrix form. Assume  $A_i \in R^{128 \times k}$  is a matrix by  $a_i$  repeating  $k$  times, and  $N_i^a \in R^{128 \times k}$  consists of  $a_{ij}$ . Now note  $S_i = (A_i - N_i^a)^T (A_i - N_i^a)$ , where  $S_i$  is a real symmetric and semi-definite matrix, so the above optimization formula can be written as:

$$\begin{aligned} \arg \min_w W_i^{aT} S_i W_i^a \\ \text{s.t. } W_i^{aT} \mathbf{1}_k = 1 \end{aligned} \quad (7)$$

This above optimization problem has the closed solution:

$$W_i^a = \frac{S_i^{-1} \mathbf{1}_k}{\mathbf{1}_k^T S_i^{-1} \mathbf{1}_k} \quad (8)$$

Obviously  $W_i^a = [w_{i1}^a, w_{i2}^a, \dots, w_{ik}^a] \in R^k$  is the weight sequence depicting the linear topological relationship among  $a_i$  and its  $k$ NN

descriptors  $a_{ij}$ . Now we expand  $W_i$  to the locally linear topology vector  $T_i^a = [t_{i1}^a, t_{i2}^a, \dots, t_{in}^a] \in R^n$  by the following principle:

$$t_{ij}^a = \begin{cases} w_{ij}^a, & a_j \in kNN(a_i) \\ 0, & \text{otherwise} \end{cases} \quad (9)$$

By above equation,  $t_{ij}^a$  equals 0 if  $a_j$  is not one of  $kNN$  descriptors of  $a_i$ . Obviously we can establish the topology vector  $T_i^p$  for each  $p_i$  in descriptors set  $P$  followed by above steps.

$T_i^a$  and  $T_i^p$  are the topology vectors of descriptors  $a_i$  and  $p_i$ , which depict the locally linear relationship among  $a_i$  or  $p_i$  and  $a_{ij}$  or  $p_{ij}$ . The length of  $T_i^a$  and  $T_i^p$  is not a fixed number, while it equals batch size  $n$ , an important hyper-parameter of CNN. The topology vectors  $T_i^a$  and  $T_i^p$  are sparse arrays with  $k$  non-zero elements, where  $k$  is far less than  $n$ . Otherwise, sum of all elements in topology vectors equals 1 by Eq. 6.

We could solve a topology vector  $T_i^a$  or  $T_j^p$  for each descriptor  $a_i$  or  $p_j$  followed by above steps, then we take the  $l_1$  distance between  $T_i^a$  and  $T_j^p$  as the topology distance between descriptors  $a_i$  and  $p_j$ :

$$d_T(a_i, p_j) = \frac{1}{4} \|T_i^a - T_j^p\|_1 \quad (10)$$

Note that 4 is the maximum value of  $\|T_i^a - T_j^p\|_1$ , which normalizes the topology distance into the range of 0 to 1. Meanwhile, we choose the  $l_1$  distance to measure difference between topology vectors as they are sparse vectors.

The topology distance  $d_T(a_i, p_i)$  reflects the neighborhood difference between matching descriptors  $a_i$  and  $p_i$ , while two aspects are required by a small topology distance:  $kNN$  descriptors of  $a_i$  match that of  $p_i$  and fitting weights  $w_{ij}^a$  are similar with  $w_{ij}^p$ . We hope the matching descriptors  $a_i$  and  $p_i$  have the consistent local topology so that global topology difference between  $A$  and  $P$  is small.

### 3.3 Dynamic Weighting Strategy

In HardNet [27], only the matching descriptors and nearest non-matching descriptors are used for CNN's back-propagation, which neglects the topology similarity between descriptor sets  $A$  and  $P$ . In this section we encourage the similar topology between matching descriptors  $a_i$  and  $p_i$  by minimizing their topology distance  $d_T(a_i, p_i)$ . So we define the distance of positive samples  $\Gamma^+(a_i, p_i)$  in triplet loss as following:

$$\Gamma^+(a_i, p_i) = \lambda d_E(a_i, p_i) + (1 - \lambda) d_T(a_i, p_i) \quad (11)$$

where weight  $\lambda$  is a hyper-parameter in range 0 to 1 to balance the Euclidean distance and topology distance.

By minimizing  $\Gamma^+(a_i, p_i)$ , first we can reduce Euclidean distance of matching descriptors, and then we encourage  $a_i$  and  $p_i$  have the matching  $kNN$  descriptors, last we reduce the difference of topological weights between  $a_i$  and  $p_i$ , while early works [27, 38, 42, 48] only consider the first item. Compared with Hardnet only using matching descriptors and nearest non-matching descriptors to update CNN, our method considers additional  $kNN$  descriptors of matching descriptors for CNN's back-propagation.

In Eq. 11, weight  $\lambda$  is an important parameter that directly affects the performance of descriptors. We note that the larger  $\lambda$  focuses more on the Euclidean distance between descriptors and contributes

to the more discriminative descriptors, and a smaller  $\lambda$  focuses more on the topology distance between descriptors and contributes to the more robust descriptors. In this paper, we employ the dynamic weighting strategy to fuse the Euclidean distance and topology distance of matching descriptors. Specifically, we choose a larger  $\lambda$  in the former training epochs, then we decay the value of  $\lambda$  gradually. The value of  $\lambda$  in  $n$ -th iteration can be solved by the following equation:

$$\lambda = \max(1 - \lceil \frac{\max(0, n - n_0)}{N} \rceil \times r, 0.5) \quad (12)$$

By Eq. 12,  $\lambda$  equals 1 in the initial  $n_0$  iterations during training, and decays  $r$  for each  $N$  iterations. The minimum value of  $\lambda$  is 0.5, which takes Euclidean distance and topology distance equally.

For the negative samples, non-matching descriptors in triplet loss, we found there is no need to encourage the large topology distance for them because there may exist matching pairs inside  $kNN$  descriptors of non-matching descriptors. So we define the distance of negative samples as the Euclidean distance of nearest non-matching descriptors like HardNet.

We note that our method have two overwhelming advantages compared with former triplet loss: First, besides the point-to-point distance constraints, our method takes advantage of the high-order topology constraints to improve the robustness of descriptors; Second, our method considers the neighborhood information of positive sample, which means more descriptors are used to update CNN.

## 4 EXPERIMENTS

The main contribution of our work is to propose the topology measure besides Euclidean distance for triplet loss to encourage the similar topology between descriptor sets  $A$  and  $P$ . To verify the generalization of our method, we test our method on the basis of HardNet [27] and CDF [48], where HardNet first introduces triplet loss into learning descriptors and CDF is the state-of-the-art method of learning descriptors using triplet loss.

To validate the performance of our topology consistence descriptors **TCDesc**, we conduct our experiments in three benchmarks: UBC PhotoTourism [4], HPatches [1] and W1BS dataset [28]. UBC PhotoTourism [4] is currently the largest and the most widely used local image patches matching dataset, which consists of three subsets (*Liberty*, *Notredame* and *Yosemite*) with more than 400k image patches. HPatches [1] presents the more complicated and more comprehensive three tasks to evaluate descriptors: *Patch Verification*, *Image Matching*, and *Patch Retrieval*. W1BS dataset [28] consists of 40 image pairs and provides more challenging tasks with several nuisance factors to explore the performance of descriptors in extreme conditions.

### 4.1 Implementations

We use the same configuration as former works to guarantee the improvement of experimental results attributes to our novel topology measure. We use the CNN architecture proposed in L2-Net [37] with seven convolutional layers and a Local Response Normalization layer. We note that we only train our network on benchmark UBC PhotoTourism and then test other two benchmarks using the trained model. The size of image patches in UBC PhotoTourism is

**Table 1: Patch verification performance on the UBC PhotoTourism benchmark. Numbers shown are FPR95(%), while the lower FPR95 indicates the better performance of learned descriptors. Plus "+" denotes training with data augmentation. We test our method on the basis of HardNet [27] and CDF [48], which is noted as TCDesc-HN and TCDesc-CDF respectively.**

Descriptors	Length	Train Test	Notredame	Yosemite	Liberty	Yosemite	Liberty	Notredame	Mean
			Liberty	Notredame	Yosemite				
SIFT [22]	128		29.84			22.53		27.29	26.55
DeepDesc [35]	128		10.9			4.40		5.69	7.0
L2-Net+ [37]	128		2.36	4.70	0.72	1.29	2.51	1.71	2.23
CS L2-Net+ [37]	256		2.55	4.24	0.87	1.39	3.81	2.84	2.61
HardNet [27]	128		1.47	2.67	0.62	0.88	2.14	1.65	1.57
HardNet+ [27]	128		1.49	2.51	0.53	0.78	1.96	1.84	1.51
DOAP+ [15]	128		1.54	2.62	0.43	0.87	2.00	1.21	1.45
DOAP-ST+ [15, 18]	128		1.47	2.29	0.39	0.78	1.98	1.35	1.38
ESE [29]	128		1.14	2.16	0.42	0.73	2.18	1.51	1.36
SOSNet [38]	128		1.25	2.84	0.58	0.87	1.95	1.25	1.46
Exp-TLoss [42]	128		<b>1.16</b>	2.01	0.47	0.67	1.32	1.10	1.12
CDF+ [48]	128		1.21	2.01	0.39	0.68	1.51	1.29	1.18
TCDesc-HN+	128		1.47	2.38	0.43	0.72	1.47	1.23	1.28
TCDesc-CDF+	128		1.18	<b>1.99</b>	<b>0.34</b>	<b>0.65</b>	<b>1.26</b>	<b>1.08</b>	<b>1.08</b>

$64 \times 64$ , then we downsample each patch to size of  $32 \times 32$ , which is required by of L2-Net. We conduct data augmentation as CDF [48] to flip or rotate image patches randomly. To accord with HardNet [27] and CDF [48], we set the training batch size to be 1024. We train our network for 250k iterations using Stochastic Gradient Descent(SGD) with momentum 0.9 and weight decay  $10^{-4}$ , and the learning rate is decayed linearly from 0.1 to 0.

There are two important hyper-parameters in our method: the number of nearest neighbor descriptors  $k$  and the weight to balance Euclidean distance and topology distance  $\lambda$ . Our novel topology measure consider  $k$  nearest neighbor descriptors of matching descriptor for CNN's back-propagation, so the larger  $k$  means we use more descriptors to update CNN's parameters in each iteration. However, by the opinion of manifold learning, the property of Euclidean space is only retained in a small local region. So it's not feasible for us to define a very large  $k$ . Former works [9, 11, 49] choose the value of  $k$  in the range of 10 to 15. We set  $k$  in our experiments to be 20 considering the large batch size 1024.

In Section 3.3, we define the distance of positive samples in triplet as the dynamic weighting of Euclidean distance and topology distance of matching descriptors. As shown in Eq. 12, the weight  $\lambda$  is determined by initial steps  $n_0$ , decay steps  $N$  and decay rate  $r$ . In our experiments, we set  $n_0$ ,  $N$  and  $r$  as  $5 \times 10^4$ ,  $10^4$  and 0.025 respectively. Within the total 250k iterations, the weight  $\lambda$  equals 1.0 in the initial 50k iterations and declines 0.025 for each 10k iterations in the later 200k iterations, which means  $\lambda$  declines from 1.0 to 0.5 during the whole training.

## 4.2 UBC PhotoTourism benchmark

UBC PhotoTourism [4] is the first large benchmark of learning descriptors from image patches which consists of more than 400k image patches extracted from large 3D reconstruction scenes. UBC PhotoTourism consists of three subsets: *Liberty*, *Notredame* and *Yosemite*. Usually we train one subset and test other two subsets. The false positive rate at 95% recall (FPR95) is employed by UBC

PhotoTourism to evaluate the performance of learned descriptors, where the lower FPR95 indicates the better performance.

We test our method on the basis of HardNet [27] and CDF [48], which are the first work introducing triplet loss into learning descriptors and the state-of-the-art method of learning descriptors using triplet loss respectively. Specifically, we modify the distance of positive sample in their triplet losses as the linear weighting of Euclidean distance and topology distance of matching descriptors. Then we compare our method with SIFT [22], DeepDesc [35], L2-Net [37], HardNet [27], DOAP [15], ESE [29], SOSNet [38], Exp-TLoss [42] and CDF [48]. We present the performance of descriptors learned by various algorithms in Table. 1.


As can be seen, our novel topology measure improves performance of both descriptors learned by HardNet and CDF. Specifically, mean FPR95 of HardNet declines from 1.51 to 1.28 after introducing our topology measure and that of CDF declines from 1.18 to 1.08. Furthermore, our method reduces the FPR95 of HardNet and CDF on every test task. Otherwise, as presented in Table. 1, our TCDesc on the basis of CDF leads the state-of-the-art result with the lowest FPR95 1.08.

The experimental results on UBC PhotoTourism benchmark validate the generalization of our method: we can improve performances of several descriptors learned by former triplet loss.

## 4.3 HPatches benchmark

HPatches benchmark [1] consists of 116 sequences where the main nuisance factor of 57 sequences is illumination and that of 59 sequences is viewpoint. Feature points in the 3D scenes are detected by DoG, Hessian-Hessian and Harris-Laplace. Then the reference feature points are projected to the target image using the groundtruth homographies to solve the target feature points.

Compared with UBC PhotoTourism benchmark, HPatches benchmark [1] provides more diverse data samples and more sophisticated tasks. HPatches [1] defines three tasks to evaluate descriptors: *Patch Verification*, *Image Matching*, and *Patch Retrieval*, and each task is



**Figure 3: Performance of descriptors on HPatches benchmark.** In these three figures, colors of markers indicate the difficulty level of tasks: easy (red), hard (green), tough (blue). In the left figure, DIFFSEQ( $\diamond$ ) and SAMESEQ( $\star$ ) represent the source of negative examples in verification task. In the middle figure, ILLUM( $\times$ ) and VIEWPT( $\triangleleft$ ) indicate the influence of illumination and viewpoint changes in matching task. All the descriptors are generated by the model trained on subsets *Liberty* of UBC PhotoTourism benchmark.

categorized as "Easy", "Hard" or "Tough" according to the amount of geometric noise or changes in viewpoint and light illumination. The mean average precision(mAP) is employed to evaluate descriptors and the higher mAP indicates the better performance.

We use model trained on subsets *Liberty* of UBC PhotoTourism benchmark to generate descriptors from image patches of HPatches. We compare our topology consistent descriptors **TCDesc-HN** and **TCDesc-CDF** with SIFT [22], HardNet [27], DOAP [15], SOSNet [38], Exp-TLoss [42] and CDF [48], where our descriptors TCDesc-HN and TCDesc-CDF are trained on the basis of HardNet [27] and CDF [48] respectively.

As can be seen in Fig. 3, there only exists a small margin among mAP of various learning-based descriptors in three tasks. In task *Patch Verification*, our TCDesc-CDF performs a little worse than CDF, and TCDesc-HN performs a little worse than HardNet, which mainly results from the topology difference of descriptors in benchmarks UBC PhotoTourism and HPatches. In task *Image Matching*, our TCDesc-CDF and TCDesc-HN lead the state-of-the-art results and perform much better than CDF and TCDesc-HN, which proves the effectiveness of our topology consistent descriptors in image matching. In task *Patch Retrieval*, our TCDesc-CDF and TCDesc-HN both outperform than CDF and TCDesc-HN, and the TCDesc-CDF achieves the highest mAP(70.50) in this task.

#### 4.4 Wide baseline stereo

Wide baseline stereo matching [39] aims to find correspondences of two images in wide baseline setups, i.e., cameras with distant focal centers. So it is more challenging than normal image matching. To verify generalization of our **TCDesc** and prove its advantages in extreme conditions, we conduct our experiments on W1BS benchmark [28].

W1BS dataset consists of 40 image pairs divided into 5 parts by the nuisance factor:

*Appearance(A)*: difference in object appearance caused by season or weather changes;

*Geometry(G)*: difference in camera positions and scales;

*Illumination(L)*: difference in direction, intensity and wavelength of light sources;

**Table 2: Impact of hyper-parameter  $k$ .** The larger  $k$  means that we define a larger local region to depict linear topology for descriptors and take more descriptors for CNN’s back-propagation. However, we found that descriptors perform similarly under different values of  $k$ .

parameter	value	train test	Liberty		Mean
			Notredime	Yosemite	
k	5		0.38	1.27	0.83
	10		0.37	<b>1.21</b>	<b>0.79</b>
	15		0.39	1.30	0.85
	20		<b>0.34</b>	1.26	0.80

*Sensor(S)*: difference in sensor type, including visible, IR, MR;

*Map to photo*: object image and map image.

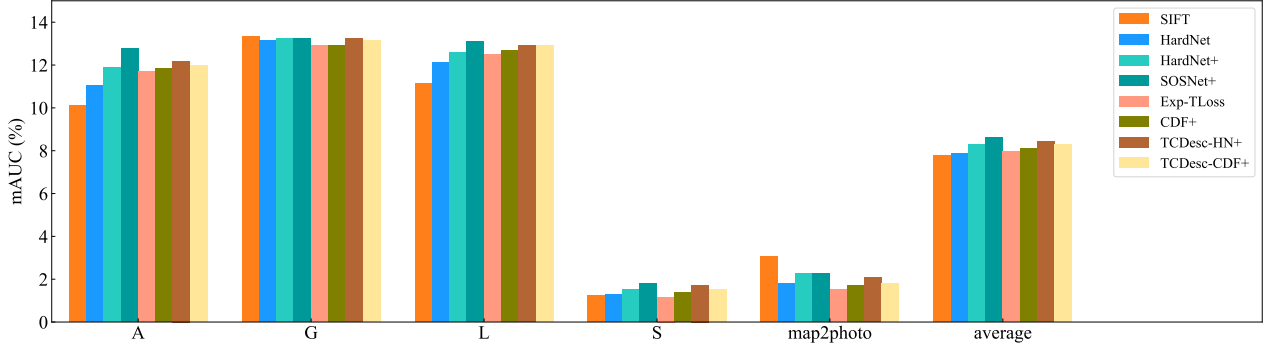
W1BS dataset uses multi detectors MSER [24], Hessian-Affine [25] and FOCI [51] to detect affine-covariant regions and normalize the regions to size  $41 \times 41$ . The average recall on ground truth correspondences of image pairs are employed to evaluate the performance of descriptors.

We compare our **TCDesc-HN** and **TCDesc-CDF** with SIFT [22], HardNet [27], SOSNet [38], Exp-TLoss [42] and CDF [48]. Like the former experiment, we use the model trained on subsets *Liberty* of UBC PhotoTourism benchmark to generate descriptors. The experimental results are presented in Fig. 4 where the larger mAUC indicates the better performance. The average mAUC of our TCDesc-HN is 8.44%, which is larger than that of HardNet 8.30%; The average mAUC of our TCDesc-CDF is 8.28%, and it is larger than that of CDF 8.12%. Conclusion could be drawn that our method can also improve performance of descriptors learned by triplet loss in extreme condition.


## 5 DISCUSSIONS

In this Section, we explore the impact of hyper-parameters  $k$  to our topology consistent descriptors **TCDesc-CDF**. We first train our models on subset *Liberty* of UBC PhotoTourism benchmark and test in other two subsets under different values of  $k$ . The larger  $k$  means





**Figure 4: Descriptor evaluation on the W1BS patch dataset.** W1BS dataset consists of 40 image pairs divided into 5 parts by the nuisance factor: Appearance(A), Geometry(G), Illumination(L), Sensor(S) and Map to photo. The larger mAUC indicates the better performance of descriptors.



**Figure 5: Performance of TCDesc-CDF on benchmark HPatches under different  $k$ .** We use the model trained on *Liberty* of UBC PhotoTourism to generate the descriptors. As can be seen, the larger  $k$  contributes the better performance though their performances on UBC PhotoTourism are similar.

that we define a larger local region to depict linear topology for descriptors and take more descriptors for CNN’s back-propagation. However, we found that descriptors perform similarly under different values of  $k$  on UBC PhotoTourism.

We then conduct our experiment on HPatches benchmark. We evaluate the performances of descriptors generated by models in Table 2. As can be seen in Fig 5, the larger  $k$  contributes the better performance in task *Patch Verification* and *Patch Retrieval*. In task *Image Matching*, descriptors under  $k$  of 10 outperform than descriptors under  $k$  of 15, which may result from the worse model with larger FPR95 as presented in Table 2. We conclude that the larger  $k$  contributes to the more robust descriptors: descriptors generated by the trained model under large  $k$  performs better than that under smaller  $k$  on HPatches benchmark, though they perform similarly on UBC PhotoTourism benchmark.

## 6 CONCLUSIONS

We observe the former triplet loss fails to maintain the similar topology between two descriptor sets since it takes the Euclidean distance between descriptors as the only measure. In this work, we propose a novel topology measure to learn topology consistent descriptors. Inspired by LLE, we first construct a topology vector for each descriptor which depicts the linear topology relationship among descriptor and its  $k$ NN descriptors. Then we define the topology distance of descriptors as the difference of their topology

vector, where the topology distance indicates the neighborhood difference of descriptors. Last we employ the dynamic weighting strategy to fuse the Euclidean distance and topology distance of matching descriptors modify the distance of positive samples of triplet loss as the fusion result. The similar topology between two descriptor sets are encouraged with topology distance of matching descriptors minimized.

Experimental results on several benchmarks validate the generalization of our method since our method can improve performance of several algorithms using triplet loss. Last we discuss the impact of hyper-parameter  $k$  and found the larger  $k$  contributes the more robust descriptors.

However, our method is not appropriate for learning binary descriptors because the binary descriptor can not be linear fitted by its  $k$ NN descriptors with float fitting weights. We note that the idea of our method, locally linear topology consistency can be extended to many other fields of image embedding, such as face recognition, person ReID, image retrieval.

## REFERENCES

- [1] Vassileios Balntas, Karel Lenc, Andrea Vedaldi, and Krystian Mikolajczyk. 2017. HPatches: A benchmark and evaluation of handcrafted and learned local descriptors. In *Proceedings of the IEEE Conference on Computer Vision and Pattern Recognition*. 5173–5182.
- [2] Mikhail Belkin and Partha Niyogi. 2002. Laplacian eigenmaps and spectral techniques for embedding and clustering. In *Advances in neural information processing systems*. 585–591.
- [3] Luca Bertinetto, Jack Valmadre, Joao F Henriques, Andrea Vedaldi, and Philip HS Torr. 2016. Fully-convolutional siamese networks for object tracking. In *European conference on computer vision*. Springer, 850–865.
- [4] Matthew Brown, Gang Hua, and Simon Winder. 2010. Discriminative learning of local image descriptors. *IEEE transactions on pattern analysis and machine intelligence* 33, 1 (2010), 43–57.
- [5] Michael Calonder, Vincent Lepetit, Christoph Strecha, and Pascal Fua. 2010. Brief: Binary robust independent elementary features. In *European conference on computer vision*. Springer, 778–792.
- [6] Julie Carmigniani, Borko Furht, Marco Anisetti, Paolo Ceravolo, Ernesto Damiani, and Misa Ivkovic. 2011. Augmented reality technologies, systems and applications. *Multimedia tools and applications* 51, 1 (2011), 341–377.
- [7] Gabriella Csurka, Christopher Dance, Lixin Fan, Jutta Willamowski, and Cédric Bray. 2004. Visual categorization with bags of keypoints. In *Workshop on statistical learning in computer vision, ECCV*, Vol. 1. Prague, 1–2.
- [8] Jingming Dong and Stefano Soatto. 2015. Domain-size pooling in local descriptors: DSP-SIFT. In *Proceedings of the IEEE conference on computer vision and pattern recognition*. 5097–5106.
- [9] David L Donoho and Carrie Grimes. 2003. Hessian eigenmaps: Locally linear embedding techniques for high-dimensional data. *Proceedings of the National Academy of Sciences* 100, 10 (2003), 5591–5596.
- [10] Mihai Dusmanu, Ignacio Rocco, Tomas Pajdla, Marc Pollefeys, Josef Sivic, Akihiko Torii, and Torsten Sattler. 2019. D2-Net: A Trainable CNN for Joint Description and Detection of Local Features. In *Proceedings of the IEEE Conference on Computer Vision and Pattern Recognition*. 8092–8101.
- [11] Yi Fang, Mengtian Sun, SVN Vishwanathan, and Karthik Ramani. 2011. sLLE: Spherical locally linear embedding with applications to tomography. In *CVPR 2011*. IEEE, 1129–1136.
- [12] Ross Girshick. 2015. Fast r-cnn. In *Proceedings of the IEEE international conference on computer vision*. 1440–1448.
- [13] Yinzhen Gu, Chuhan Li, and Yu-Gang Jiang. 2019. Towards Optimal CNN Descriptors for Large-Scale Image Retrieval. In *Proceedings of the 27th ACM International Conference on Multimedia*. 1768–1776.
- [14] Xufeng Han, Thomas Leung, Yangqing Jia, Rahul Sukthankar, and Alexander C Berg. 2015. Matchnet: Unifying feature and metric learning for patch-based matching. In *Proceedings of the IEEE Conference on Computer Vision and Pattern Recognition*. 3279–3286.
- [15] Kun He, Yan Lu, and Stan Sclaroff. 2018. Local descriptors optimized for average precision. In *Proceedings of the IEEE Conference on Computer Vision and Pattern Recognition*. 596–605.
- [16] Alexander Hermans, Lucas Beyer, and Bastian Leibe. 2017. In defense of the triplet loss for person re-identification. *arXiv preprint arXiv:1703.07737* (2017).
- [17] Ahmet Iscen, Giorgos Tolias, Yannis Avrithis, and Ondrej Chum. 2018. Mining on manifolds: Metric learning without labels. In *Proceedings of the IEEE Conference on Computer Vision and Pattern Recognition*. 7642–7651.
- [18] Max Jaderberg, Karen Simonyan, Andrew Zisserman, et al. 2015. Spatial transformer networks. In *Advances in neural information processing systems*. 2017–2025.
- [19] Yann LeCun, Yoshua Bengio, and Geoffrey Hinton. 2015. Deep learning. *nature* 521, 7553 (2015), 436–444.
- [20] Hangyu Lin, Yanwei Fu, Peng Lu, Shaogang Gong, Xiangyang Xue, and Yu-Gang Jiang. 2019. Tc-net for isbir: Triplet classification network for instance-level sketch based image retrieval. In *Proceedings of the 27th ACM International Conference on Multimedia*. 1676–1684.
- [21] Tsung-Yi Lin, Priya Goyal, Ross Girshick, Kaiming He, and Piotr Dollár. 2017. Focal loss for dense object detection. In *Proceedings of the IEEE international conference on computer vision*. 2980–2988.
- [22] David G Lowe. 2004. Distinctive image features from scale-invariant keypoints. *International journal of computer vision* 60, 2 (2004), 91–110.
- [23] Jiwen Lu, Gang Wang, Weihong Deng, Pierre Moulin, and Jie Zhou. 2015. Multi-manifold deep metric learning for image set classification. In *Proceedings of the IEEE conference on computer vision and pattern recognition*. 1137–1145.
- [24] Jiri Matas, Ondrej Chum, Martin Urban, and Tomás Pajdla. 2004. Robust wide-baseline stereo from maximally stable extremal regions. *Image and vision computing* 22, 10 (2004), 761–767.
- [25] Krystian Mikolajczyk and Cordelia Schmid. 2004. Scale & affine invariant interest point detectors. *International journal of computer vision* 60, 1 (2004), 63–86.
- [26] Krystian Mikolajczyk and Cordelia Schmid. 2005. A performance evaluation of local descriptors. *IEEE transactions on pattern analysis and machine intelligence* 27, 10 (2005), 1615–1630.
- [27] Anastasiia Mishchuk, Dmytro Mishkin, Filip Radenovic, and Jiri Matas. 2017. Working hard to know your neighbor’s margins: Local descriptor learning loss. In *Advances in Neural Information Processing Systems*. 4826–4837.
- [28] D. Mishkin, J. Matas, M. Perdoch, and K. Lenc. 2015. WxBS: Wide Baseline Stereo Generalizations. In *Proceedings of the British Machine Vision Conference*. BMVA.
- [29] Arun Mukundan, Giorgos Tolias, and Ondrej Chum. 2019. Explicit spatial encoding for deep local descriptors. In *Proceedings of the IEEE Conference on Computer Vision and Pattern Recognition*. 9394–9403.
- [30] Raul Mur-Artal, Jose Maria Martinez Montiel, and Juan D Tardos. 2015. ORB-SLAM: a versatile and accurate monocular SLAM system. *IEEE transactions on robotics* 31, 5 (2015), 1147–1163.
- [31] Raul Mur-Artal and Juan D Tardós. 2017. Orb-slam2: An open-source slam system for monocular, stereo, and rgb-d cameras. *IEEE Transactions on Robotics* 33, 5 (2017), 1255–1262.
- [32] Sam T Roweis and Lawrence K Saul. 2000. Nonlinear dimensionality reduction by locally linear embedding. *science* 290, 5500 (2000), 2323–2326.
- [33] Florian Schroff, Dmitry Kalenichenko, and James Philbin. 2015. Facenet: A unified embedding for face recognition and clustering. In *Proceedings of the IEEE conference on computer vision and pattern recognition*. 815–823.
- [34] Xuelun Shen, Cheng Wang, Xin Li, Zenglei Yu, Jonathan Li, Chenglu Wen, Ming Cheng, and Zijian He. 2019. RF-Net: An end-to-end image matching network based on receptive field. In *Proceedings of the IEEE Conference on Computer Vision and Pattern Recognition*. 8132–8140.
- [35] Edgar Simo-Serra, Eduard Trulls, Luis Ferraz, Iasonas Kokkinos, Pascal Fua, and Francesc Moreno-Noguer. 2015. Discriminative learning of deep convolutional feature point descriptors. In *Proceedings of the IEEE International Conference on Computer Vision*. 118–126.
- [36] Joshua B Tenenbaum, Vin De Silva, and John C Langford. 2000. A global geometric framework for nonlinear dimensionality reduction. *science* 290, 5500 (2000), 2319–2323.
- [37] Yurun Tian, Bin Fan, and Fuchao Wu. 2017. L2-net: Deep learning of discriminative patch descriptor in euclidean space. In *Proceedings of the IEEE Conference on Computer Vision and Pattern Recognition*. 661–669.
- [38] Yurun Tian, Xin Yu, Bin Fan, Fuchao Wu, Huub Heijnen, and Vassileios Balntas. 2019. SOSNet: Second order similarity regularization for local descriptor learning. In *Proceedings of the IEEE Conference on Computer Vision and Pattern Recognition*. 11016–11025.
- [39] Engin Tola, Vincent Lepetit, and Pascal Fua. 2009. Daisy: An efficient dense descriptor applied to wide-baseline stereo. *IEEE transactions on pattern analysis and machine intelligence* 32, 5 (2009), 815–830.
- [40] Alex Utkes and Mark Fiala. 2013. A markerless augmented reality system for mobile devices. In *2013 International Conference on Computer and Robot Vision*. IEEE, 226–233.
- [41] Guanshuo Wang, Yufeng Yuan, Xiong Chen, Jiwei Li, and Xi Zhou. 2018. Learning discriminative features with multiple granularities for person re-identification. In *Proceedings of the 26th ACM international conference on Multimedia*. 274–282.
- [42] Shuang Wang, Yanfeng Li, Xuefeng Liang, Dou Quan, Bowu Yang, Shaowei Wei, and Licheng Jiao. 2019. Better and Faster: Exponential Loss for Image Patch Matching. In *Proceedings of the IEEE International Conference on Computer Vision*. 4812–4821.
- [43] Zhenhua Wang, Bin Fan, and Fuchao Wu. 2011. Local intensity order pattern for feature description. In *2011 International Conference on Computer Vision*. IEEE, 603–610.
- [44] Xiu-Shen Wei, Jian-Hao Luo, Jianxin Wu, and Zhi-Hua Zhou. 2017. Selective convolutional descriptor aggregation for fine-grained image retrieval. *IEEE Transactions on Image Processing* 26, 6 (2017), 2868–2881.
- [45] Simon Winder, Gang Hua, and Matthew Brown. 2009. Picking the best daisy. In *2009 IEEE conference on computer vision and pattern recognition*. IEEE, 178–185.
- [46] Jianming Ye, Shiliang Zhang, Tiejun Huang, and Yong Rui. 2019. CDbn: Compact Discriminative Binary Descriptor Learned with Efficient Neural Network. *IEEE Transactions on Circuits and Systems for Video Technology* (2019).
- [47] Sergey Zagoruyko and Nikos Komodakis. 2015. Learning to compare image patches via convolutional neural networks. In *Proceedings of the IEEE conference on computer vision and pattern recognition*. 4353–4361.
- [48] Linguang Zhang and Szymon Rusinkiewicz. 2019. Learning Local Descriptors With a CDF-Based Dynamic Soft Margin. In *Proceedings of the IEEE International Conference on Computer Vision*. 2969–2978.
- [49] Zhenyue Zhang and Jing Wang. 2007. MLLE: Modified locally linear embedding using multiple weights. In *Advances in neural information processing systems*. 1593–1600.
- [50] Liang Zheng, Yi Yang, and Qi Tian. 2017. SIFT meets CNN: A decade survey of instance retrieval. *IEEE transactions on pattern analysis and machine intelligence* 40, 5 (2017), 1224–1244.
- [51] C Lawrence Zitnick and Krishnan Ramnath. 2011. Edge foci interest points. In *2011 International Conference on Computer Vision*. IEEE, 359–366.