
ValNorm: A New Word Embedding Intrinsic Evaluation Method Reveals Valence Biases are Consistent Across Languages and Over Decades

Autumn Toney

Department of Computer Science
George Washington University
Washington, DC 20052
autumntoney@gwu.edu

Aylin Caliskan

Department of Computer Science
George Washington University
Washington, DC 20052
aylin@gwu.edu

Abstract

Word embeddings learn implicit biases from linguistic regularities captured by word co-occurrence information. As a result, statistical methods can detect and quantify social biases as well as widely shared associations imbibed by the corpus the word embeddings are trained on. By extending methods that quantify human-like biases in word embeddings, we introduce ValNorm, a new word embedding intrinsic evaluation task, and the first unsupervised method that estimates the affective meaning of valence in words with high accuracy. The correlation between human scores of valence for 399 words collected to establish pleasantness norms in English and ValNorm scores is $\rho = 0.88$. These 399 words, obtained from social psychology literature, are used to measure biases that are non-discriminatory among social groups. We hypothesize that the valence associations for these words are widely shared across languages and consistent over time. We estimate valence associations of these words using word embeddings from six languages representing various language structures and from historical text covering 200 years. Our method achieves consistently high accuracy, suggesting that the valence associations for these words are widely shared. In contrast, we measure gender stereotypes using the same set of word embeddings and find that social biases vary across languages. Our results signal that valence associations of this word set represent widely shared associations and consequently an intrinsic quality of word embeddings.

1 Introduction

Word embeddings are widely used word representations trained on word co-occurrence statistics for machines to process natural language [1]. Word embeddings encode semantic and syntactic regularities of language in a learning process that is not transparent. Expanding the resources for evaluating the quality of word embeddings requires developing transparency enhancing methods that identify widely-accepted characteristics of words through new techniques [2, 3, 4, 5]. A promising approach to expanding the resources for intrinsic evaluation tasks is to evaluate word embeddings through the lens of *cognitive lexical semantics*, which captures the social and psychological responses of humans to words and language [5]; however, there is limited computational research in this area. We explore a new approach that uses the valence dimension (pleasant/unpleasant) of affective meaning and implicit biases, both of which have been well researched with human subjects, to understand widely shared associations of words [6, 7, 8]. Building on research in social psychology that highlights implicit biases as indicators of either widely-accepted or culture specific associations, we develop a novel intrinsic evaluation task, ValNorm, that measures the linguistic relationships of widely-accepted biases across languages and over time [6, 7, 8].

Word embedding evaluation tasks are methods to measure the quality and accuracy of learned word vector representations from a given text corpus. The two main types of evaluation tasks are *intrinsic evaluation*, which analyzes and interprets the semantic or syntactic characteristics of word embeddings (e.g., word similarity), and *extrinsic evaluation*, which measures how well word embeddings perform on downstream tasks (e.g., part-of-speech tagging) [9, 10]. There are several intrinsic and extrinsic evaluation tasks commonly used for assessment. However, there isn't a standardized suite of evaluation methods because word embeddings are used for capturing numerous aspects of language that require individualized evaluation strategies [3]. In this work, we focus on the intrinsic semantic quality of word embeddings that have been shown to learn human-like biases, such as racism or attitudes towards the elderly, from word co-occurrence information [11].

Caliskan et al. show that human-like biases and stereotypes are captured in word embeddings using the Word Embedding Association Test (WEAT) and that gender biases for occupations are embedded in statistical regularities of language using the Word Embedding Factual Association Test (WEFAT) [11]. These association tests provide a comparison between widely-accepted biases, such as instruments being associated with pleasantness and weapons being associated with unpleasantness [6], and social norm biases, such as males being associated with science and women being associated with arts. We use the WEAT to measure social group and non-discriminatory biases. We extend the WEFAT by using pleasant/unpleasant evaluative attribute word sets to measure the linguistic regularities of valence norms. Using the WEAT and WEFAT **we show that affect is encoded into the word co-occurrence statistics of word embeddings, suggesting measuring valence norms is a practical method to evaluate word embeddings.**

We present ValNorm as an intrinsic evaluation task that measures the widely-accepted valence associations of words, a linguistic relationship that we find is stable over time and should be preserved in quality word embeddings learned from various languages. We use three different validation datasets for English (Bellezza's Lexicon, ANEW, and Warriner's Lexicon) that contain expert curated lists of vocabulary words and their corresponding ground-truth valence scores collected from human subjects [12, 13, 14]. We compare our ValNorm computed scores to the human-annotated scores using Pearson's correlation [15] as the metric of accuracy. We validate ValNorm as measuring an intrinsic quality of words by implementing ValNorm on word embeddings from seven different languages (representing five language families) and over a time span of 200 years (English only).

We compare ValNorm to six widely used, traditional intrinsic evaluation tasks that measure word similarity (measures how semantically similar two words are to each other) and word analogy (measures how words are related to each other). We implement each intrinsic evaluation task on seven pre-trained word embeddings (English only) which were trained using four different embedding algorithms and five different training text corpora (see Figure 3) to ensure that the ValNorm results are not model or corpus specific. Additionally, we implement the word similarity tasks and ValNorm on five sets of word embeddings that were generated from sampling different sizes of the OpenSubtitles 2018 corpus¹, in order to gain insight into the smallest corpus size that produces quality word embeddings (see Figure 1), especially when measuring biases.

ValNorm achieves Pearson correlation coefficients (ρ) in the range [0.82, 0.88] for the seven English word embedding sets, outperforming the six traditional intrinsic evaluation tasks we compare our results to. Implementing our intrinsic evaluation task on the OpenSubtitles 2018 corpus subsets we find that generating word embeddings from 50% of the original corpus only reduces ρ by 0.01 (0.87 to 0.86), and that generating word embeddings from 10% of the original corpus only reduces ρ by 0.04 (0.87 to 0.83). All the implementation details, datasets, and source code are available in supplementary materials and on our public repository at www.gitAnonymousRepo.com.

We summarize our three main contributions as follows: 1) we quantify valence norms of words, 2) we introduce ValNorm, a new, language agnostic intrinsic evaluation task that measures valence norms, and 3) we establish widely shared associations of valence across languages and over time.

2 Related Work

Caliskan et al. present methods, WEAT and WEFAT, to measure implicit biases in word embeddings that is derived from the Implicit Association Test (IAT) in social psychology [11, 6]. The WEAT

¹<http://opus.nlpl.eu/OpenSubtitles-v2018.php>

has two bias tests that measure non-social group (e.g., flowers and insects) biases and seven WEAT bias tests that measure social group (e.g., gender) biases. The social group WEATs have been widely studied in the natural language processing (NLP) domain, as understanding biases around social groups is an important task for society. The WEFAT has applications of gender bias in occupations and androgynous names, which measures a social bias that is language and culture specific [16].

Lewis and Lupyan investigate how the distributional structure of natural language semantics in 25 different languages can be used to determine the gender bias for each culture [16]. While Lewis and Lupyan analyze bias across languages, they focus specifically on the social group of gender, and not on widely shared associations across languages. Garg et al. quantify gender and ethnic bias over 100 years to dynamically measure how biases evolve over time [17]. Similarly, Garg et al. do not measure widely shared associations over time, they only measure social group biases.

Predicting affective ratings of words from word embeddings has proven to be a more complex task than computing word similarity, and is typically approached as a supervised machine learning problem [18, 19, 20, 21, 22]. Affect ratings of words computed from word embeddings can improve NLP tasks involving sentiment analysis and emotion detection [19, 21], thus, designing an intrinsic evaluation task that estimates the valence association of a word is significant.

Traditional word embedding intrinsic evaluation tasks use word similarity, word analogy, or word categorization to measure various linguistic properties captured by a set of word embeddings [4, 2]. Word similarity and word analogy both use cosine similarity, a highly accurate similarity metric using vector arithmetic, to measure semantic similarity of the word embeddings representing the word sets in the evaluation task. Word similarity tasks compare the cosine similarity to a human-rated similarity score through Pearson or Spearman correlation [15, 23]; the correlation coefficient provides the accuracy metric for semantic similarity learned by word embeddings. Word analogy tasks output matching words based on vector arithmetic and accuracy is the metric of correct word selection [24].

Since there is no standardized approach to evaluating word embeddings, there are several tasks widely used together in order to provide a thorough evaluation. We focus on the five most commonly used word similarity tasks WordSim (353 word pairs), RareWord (2,034 word pairs), MEN (3,000 word pairs), SimLex (999 word pairs), SimVerb (3,500 word pairs) [25, 26, 27, 28, 29, 30], and the word analogy task from Mikolov et al. which contains 8,869 semantic and 10,675 syntactic questions [24].

3 Methods

We use the Word Embedding Association Test (WEAT) and the Word Embedding Factual Association Test (WEFAT) to quantify biases and measure statistical regularities in text corpora. We extend the WEFAT to valence using pleasant/unpleasant evaluative attribute sets (as opposed to male/female), and design our intrinsic evaluation task, ValNorm, around this method. We extend all methods (WEAT, WEFAT, ValNorm) to six other languages using native speaker translations of the word sets².

Word Association Test: WEAT and WEFAT. The WEAT and WEFAT compute an effect-size statistic (Cohen’s d) [31] measuring the association of a given set of target words or a single vocabulary word between two given attribute sets. The WEAT measures the differential association between two sets of target words and two sets of evaluative attribute sets, and the WEFAT measures the association of a single word to the two sets of evaluative attributes. WEAT borrows the stimuli to represent the target social groups and evaluative attributes from the IATs designed by experts in social psychology. WEAT measures biases such as widely-accepted attitudes, racism, sexism, attitudes towards the elderly or people with disabilities. Table 1 provides the equations to compute the effect sizes and the p -values; the p -values represent the significance of the effect sizes. $|d| \geq 0.80$ represents a biased association [31], with a one sided p -value ≤ 0.05 or p -value ≥ 0.95 representing a significant effect size.

Caliskan et al. do not include a p -value for the WEFAT, thus we define the one-sided p -value where $\{(A_i, B_i)\}_i$ represents the set of all possible partitions of the attributes $A \cup B$ of equal size. The null hypothesis is that, for a given word, computing the WEFAT effect size using a random partition of the attribute words is not significantly different from the effect size using our given attribute word sets.

²We haven’t received the translation verification results from the native Polish speaker yet.

Test	Effect Size	p -value
WEAT	$\frac{\frac{1}{m} \sum_{\vec{x} \in X} s(\vec{x}, A, B) - \frac{1}{m} \sum_{\vec{y} \in Y} s(\vec{y}, A, B)}{\sigma_{\vec{w} \in X \cup Y} s(\vec{w}, A, B)}$	$\text{Pr}_i[s(X_i, Y_i, A, B) > s(X, Y, A, B)]$
WEFAT	$\frac{\frac{1}{n} \sum_{\vec{a} \in A} \cos(\vec{w}, \vec{a}) - \frac{1}{n} \sum_{\vec{b} \in B} \cos(\vec{w}, \vec{b})}{\sigma_{\vec{x} \in A \cup B} \cos(\vec{w}, \vec{x})}$	$\text{Pr}_i[s(\vec{w}, A_i, B_i) > s(\vec{w}, A, B)]$
<p>p-value: $s(X, Y, A, B) = \sum_{\vec{x} \in X} s(\vec{x}, A, B) - \sum_{\vec{y} \in Y} s(\vec{y}, A, B)$ and $s(\vec{w}, A, B) = \frac{1}{n} (\sum_{\vec{a} \in A} \cos(\vec{w}, \vec{a}) - \sum_{\vec{b} \in B} \cos(\vec{w}, \vec{b}))$.</p> <p>WEAT: $X = [\vec{x}_1, \vec{x}_2, \dots, \vec{x}_m]$, $Y = [\vec{y}_1, \vec{y}_2, \dots, \vec{y}_m]$ are the target word sets, and $A = [\vec{a}_1, \vec{a}_2, \dots, \vec{a}_n]$, $B = [\vec{b}_1, \vec{b}_2, \dots, \vec{b}_n]$ are the attribute word sets.</p> <p>WEFAT: \vec{w} is the target word, and $A = [\vec{a}_1, \vec{a}_2, \dots, \vec{a}_n]$ and $B = [\vec{b}_1, \vec{b}_2, \dots, \vec{b}_n]$ are the attribute word sets.</p>		

Table 1: WEAT and WEFAT effect size equations and their corresponding p -value

ValNorm. Our intrinsic evaluation task uses the WEFAT with pleasant and unpleasant attribute sets to represent the valence dimension of affect. Similar to machine learning evaluation tasks or traditional intrinsic evaluation tasks, a validation set is required that contains human-rated ground truth scores for a corresponding set of vocabulary words.

We define the ValNorm task as:

1. **Assign** the *word* column from the validation dataset to W , the target vector.
2. **Assign** the pleasant attribute words to A , the first attribute set, and assign the unpleasant attribute words to B the second attribute set.
3. **Compute** the WEFAT effect size and p -value for $\vec{w} \in W$ using the given word embedding set.
4. **Compare** the WEFAT effect size score to the human-rated valence score using Pearson’s correlation to measure the semantic quality of the word embedding set.

We define the ValNorm task for non-English languages as:

1. **Translate** the pleasant/unpleasant attribute word sets from English to the given language.
2. **Run** the ValNorm using the corresponding language’s word embedding and ground truth set

Discovering Widely-Accepted Associations. We investigate the existence of widely-accepted biases by:

1. **Implementing** the *flowers-insects-attitude* and *instruments-weapons-attitude*, and *gender-science* WEAT defined by Caliskan et al. [11]. The two attitude tests are introduced as ‘universally accepted stereotypes’ in the original paper that presents the IAT [6]. Accordingly, these are baseline biases that we expect to observe with high effect size in any word embeddings.
2. **Implementing** ValNorm on six non-English word embedding sets, historical word embeddings from 1800 to 1990, and word embeddings trained on different corpus sizes.

4 Datasets

Word Embeddings. We choose six widely used pre-trained word embedding sets, listed in Table 2, to compare ValNorm’s performance on different algorithms (GloVe, fastText, word2vec) and training corpora (Common Crawl, Wikipedia, OpenSubtitles, Twitter, and Google News) [1, 32, 24, 33]. We include a seventh word embedding set, Conceptnet Numberbatch, since it is comprised of an ensemble of lexical data sources and is claimed to be less prejudiced in terms of ethnicity, religion, and gender [34].

ConceptNet Numberbatch results on social group and non-social group association tests provide a unique insight into valence norms for word embeddings, since the social group biases have been intentionally lowered. Note that for ConceptNet Numberbatch word embeddings in Table 2, we left the training corpus and number of tokens blank, since the word vectors are formed using lexical information from ConceptNet³, OpenSubtitles 2016, GloVe, and word2vec [34].

Algorithm	Corpus	# Tokens
fastText skipgram	Common Crawl	600B
	OpenSubtitles 2018	22.2B
fastText CBOW	Common Crawl & Wikipedia	600+ B
GloVe	Common Crawl	840B
	Twitter	27B
Numberbatch	-	-
word2vec	Google News	100B

³300-dimensional embeddings (except the 200-dimensional GloVe Twitter)

Table 2: Variety of word embeddings for experiments

³<http://conceptnet.io/>, We use the latest version available, 19.08.

We use the 300-dimensional, pre-trained fastText word embeddings for 157 languages for our seven languages of interest from five language families that have different syntactic properties (Chinese, English, German, Polish, Portuguese, Spanish, and Turkish) [33].

Validation Datasets. We choose three validation, human-annotated datasets of varying size for our experiments in English. All human-rated valence scores are reported as the mean.

Bellezza et al. compiled a vocabulary list of 399 words to establish norms for pleasantness, imagery, and familiarity [35]. A set of 1,545 words were rated by 26-33 college students and then a refined list was rated by 62-76 college students to generate pleasantness scores. Bellezza et al. asked participants to rate words based on pleasantness versus unpleasantness, which directly corresponds to our representation of valence.

The Affective Norms for English Words (ANEW) dataset is a widely used resource in sentiment analysis for NLP tasks. ANEW contains 1,034 vocabulary words and their corresponding valence, arousal, and dominance ratings. Psychology students were asked to rate words in terms of happy versus unhappy to model valence, according to the Self-Assessment Manikin (SAM), on a scale of 1 (unhappy) to 9 (happy) [13].

Warriner et al. extended ANEW to 13,915 vocabulary words to include words from more category norms, for example taboo words, occupations, and types of diseases [14]. The 1,827 participants were recruited through Amazon Mechanical Turk, and given directions similar to the ANEW test; valence is also modeled by happy/unhappy on a scale of 1-9. Warriner et al. note that valence scores were comparatively similar among responses [14].

Among the three human-annotated datasets, there are 381 common words⁴ in their respective vocabularies. Using this 381-word subset of vocabulary, we checked the correlation of human valence scores to measure the inter-rater reliability for the three datasets. We measure a Pearson correlation coefficient of 0.97 or higher for all combinations of comparison among the three sets of human-rated valence scores. This indicates a strong inter-rater reliability for valence scores of words, and signals widely shared associations, since each dataset was collected from a different year (1995, 1999, and 2013) with different groups of participants from various backgrounds.

	EN	DE	PL	PT	ES	TR
CN	0.91	0.85	0.88	0.88	0.89	0.83
EN	1.0	0.95	0.94	0.95	0.95	0.87
DE		1.0	0.92	0.94	0.95	0.87
PL			1.0	0.93	0.93	0.85
PT				1.0	0.96	0.88
ES					1.0	0.88

Table 3: Pearson correlation coefficient (ρ) of human scores in the validation sets across languages.

ANEW has been adapted to many languages in order to interpret affective norms across countries. We select five adaptations of ANEW: German, Polish, Portuguese, Spanish, and Turkish. We found these sets to be most complete (included majority of the ANEW vocabulary) and representative various language structures (e.g., Turkish is a non-gendered language). We also include an affective norm Chinese dataset that is not a direct adaptation of ANEW but contains a large overlapping vocabulary.

The Polish, Portuguese, Spanish, and Turkish adaptations of ANEW use the original set of words, translated by experts, and collected human-rated valence scores on the

SAM 1 to 9 point scale for unhappy/happy according to the original ANEW study [36, 37, 38, 39]. The German adaptation of ANEW is an extension of the Berlin Affected Word List (BAWL)[40] and was relabeled as Affective Norms for German Sentiment Terms (ANGST) [41]. Valence scores were collected on a -3 (unhappy) to 3 (happy) point scale [41]. The Chinese Valence-Arousal Words (CVAW) contains 5,512 words rated by four expert annotators who were trained on the Circumplex Model of Affect, which is the foundational methodology for affective meaning of words [8, 42]. The annotators assigned sentiment scores on a 1 (negative) to 9 (positive) point scale accordingly [42].

Table 3 shows the Pearson correlation coefficients for the human-rated valence scores corresponding to the 381 word set from Bellezza’s Lexicon, which had overlapping vocabulary in ANEW, across all languages. We find that the valence scores are consistent even when using human participant scores from different languages and cultures. Because translations are not always one-to-one from English to another language, some datasets do not contain all of the words in ANEW. In Table 5 we note the number of words that are contained in the language’s dataset.

⁴missing words: [‘affectionate’, ‘anxiety’, ‘capacity’, ‘comparison’, ‘constipation’, ‘disappointment’, ‘easter’, ‘epilepsy’, ‘hitler’, ‘inconsiderate’, ‘magnificent’, ‘me’, ‘nazi’, ‘prosperity’, ‘reformatory’, ‘sentimental’, ‘tuberculosis’, ‘woman’]

5 Experiments

We conduct three main experiments to 1) quantify the valence statistics of words in text corpora, 2) evaluate our intrinsic evaluation task, ValNorm and 3) analyze valence statistics of words across languages and over time to determine widely shared associations.

Quantifying Valence Using WEFAT. We use the WEFAT to quantify valence norms of words by measuring a single word’s association to pleasant versus unpleasant attribute sets. These attributes are designated by experts in social psychology to have consistent valence scores among humans. In our WEFAT implementation, we assign the attribute sets to the same sets of 25 pleasant/unpleasant words used in Caliskan et al.’s flowers-insects-attitude bias test [11]. We run the WEFAT using the seven sets of word embeddings listed in Section 4, and evaluate each word embedding set using Bellezza’s Lexicon, ANEW, and Warriner’s Lexicon as the target word set.

Evaluating ValNorm. We run ValNorm on the seven English word embedding sets, using Bellezza’s Lexicon, ANEW, and Warriner’s Lexicon as the target word set respectively. We measure the correlation of the ValNorm scores to the corresponding set of human-rated scores. We run six widely used, traditional intrinsic evaluation tasks on the seven English word embedding sets and use the correlation scores from these evaluation tasks as the baseline comparison for how well each word embedding set captures semantics. This evaluation compares six traditional evaluation tasks to three implementations of ValNorm across seven sets of word embeddings, trained using four different algorithms and five different text corpora.

To investigate the significance of training corpus size for word embeddings, we sample 5 bin sizes (50%, 10%, 1%, 0.1%, and 0.001%) of the OpenSubtitles 2018 corpus and train word embeddings according to Paridon and Thompson’s method to generate subs2vec (fastText skipgram 300-dimensional word embeddings) [43]. We choose the OpenSubtitles corpus for this experiment because it reflects human communication behavior more closely than a structured written corpus, such as Wikipedia or news articles, making it a more appropriate corpus for capturing semantic content [43].

There are 89,135,344 lines in the cleaned and deduplicated OpenSubtitles corpus text file, which we round to 89,000,000 to make our sample size bins neat. For each bin size we randomly sample, without replacement, the designated number of lines in the text corpus file. We generate word embeddings for each sample size and run the five word similarity intrinsic evaluation tasks and the ValNorm evaluation task to analyze the significance of corpus size on word embedding quality.

Analyzing Widely-Shared Associations. We use the WEAT to quantify valence associations of non-social groups (flowers, insects, instruments, and weapons) and to quantify social group associations (male/female) to science and arts. We hypothesize that valence biases will remain consistent across word embeddings, and that social group biases will change. Gender bias scores in word embeddings may vary depending on culture and language structure (e.g., Turkish pronouns are gender-neutral whereas German nouns have grammatical gender.) We compare the difference in bias scores from the valence association tests and the gender association test on seven different sets of English word embeddings (see Table 2) and on word embeddings from six other languages: Chinese, German, Polish, Portuguese, Spanish, and Turkish. We were unable to run these WEATs on the historical word embeddings as their vocabularies did not contain most of the target and attribute words.

We implement ValNorm across the six languages, using Bellezza’s Lexicon as the target word set, since all languages (except for Chinese) had at least 97% of the words in their ground-truth dataset (see Table 5). We also evaluate the stability of valence norms over 200 years by implementing ValNorm using Bellezza’s Lexicon and historical, English word embeddings from 1800 to 1990 (each word embedding set covers a 10-year period) [44]. If valence norms are independent of language and culture, they will be consistent over time and across languages, making them an appropriate metric for evaluating word embeddings from any time period or language.

6 Results

Quantifying valence norms. We implement the WEFAT using valence evaluative attributes and target word sets from Bellezza’s Lexicon, ANEW, and Warriner’s Lexicon. Our initial experiments signalled widely shared associations of valence scores with $\rho \in [0.82, 0.88]$ for all seven English word embeddings using Bellezza’s Lexicon (vocabulary size of 399) as the target word set. The

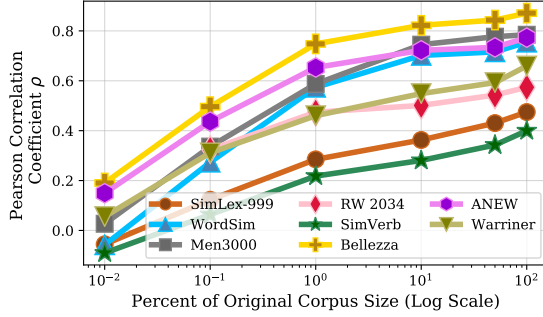


Figure 1: Performance of word embeddings trained on the OpenSubtitles2018 corpus of different sizes

Language	N	ρ
Chinese	269	0.85
English	381	0.87
EU Portuguese	381	0.85
German	370	0.80
Polish	375	0.79
Spanish	381	0.83
Turkish	379	0.73

Table 5: Correlation coefficients (ρ) for each language’s ValNorm score to the ground-truth valence score. N is the number of target words present in the word embedding’s vocabulary.

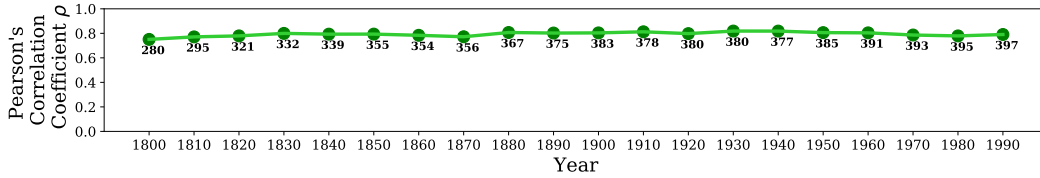


Figure 2: ρ for the valence extension of WEFAT using Bellezza’s Lexicon and HistWords historical word embeddings [44]. Points are labeled with the number of target words in their vocabulary.

corresponding p -values have a Spearman’s correlation coefficient greater than $\rho \geq 0.99$ to the effect sizes, indicating statistically significant results.

Widely-shared associations. We compute the variance (σ^2) of the effect sizes for the flowers-insects-attitude, instruments-weapons-attitude, and gender-science WEAT bias tests across all seven language word embeddings. In Table 4, as expected, flowers-insects-attitudes and instruments-weapons have the most consistent valence associations, with 0.13 and 0.09 variance scores respectively.

Bias Type	σ^2
flowers-insects	0.13
instruments-weapons	0.09
gender-science	0.45

Table 4: Variance of WEAT scores across seven languages.

Table 5 reports Pearson correlation coefficients for the valence extension of WEFAT effect sizes compared to the corresponding validation dataset for all seven languages, providing insight into valence norms across cultures. Figure 2 shows the stability of valence norms over 200 years, reporting the Pearson correlation coefficients for the valence association scores compared to the corresponding human-rated valence scores from Bellezza’s Lexicon.

Figure 1 presents the results for the training corpus size experiment. For all intrinsic evaluation tasks the correlation score increases minimally from 50% to 100% and from 10% to 50%; ValNorm using Bellezza’s Lexicon has a 0.01 and 0.03 increase respectively.

ValNorm performance. Figure 3 compares the performance of ValNorm using Bellezza’s Lexicon, ANEW, and Warriners Lexicon to five word similarity tasks and one analogy task.

7 Discussion

In our three experiments we find strong signals that word embeddings capture valence norms using WEAT and our valence extension of the WEFAT to measure widely shared associations. These experiments show that valence norms relate to widely shared associations, as opposed to culture specific associations, and can be used as a measurement of word embedding quality across languages.

ValNorm as a new intrinsic evaluation task. Figure 3 compares our three implementations of ValNorm to six traditional intrinsic evaluation tasks, with Bellezza’s Lexicon performing the highest. ValNorm computes an effect size rather than just the cosine similarity, the metric for word similarity and word analogy tasks. Notably, Bellezza’s Lexicon outperforms WordSim, which has 353 word pairs (similarity tasks), while Bellezza’s Lexicon has 399 words (valence tasks). ValNorm on ANEW and Warriner’s Lexicon consistently outperforms SimLex, RW, and SimVerb, with vocabulary sizes of 1,035 and 13,915 (valence tasks), while the others have 999, 2,034, and 3,500 similarity tasks. These

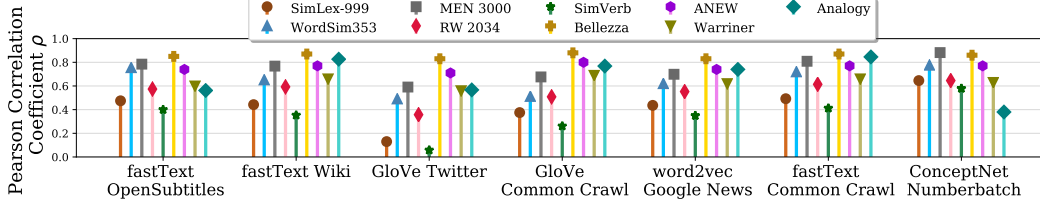


Figure 3: Comparison of 9 intrinsic evaluation tasks on 7 widely used word embeddings shows that ValNorm achieves the highest correlation with human scores.

results suggest that ValNorm measures valence quite accurately and consistently whereas results of all other intrinsic evaluation tasks have very high variance and lower accuracy.

Widely Shared Valence Associations. We show that ValNorm is able to measure the valence affective response to words in word embeddings, indicating that affect is encoded into the co-occurrence statistics in language corpora. We observe Conceptnet Numberbatch’s performance of achieving $\rho = 0.86$ (ValNorm using Bellezza’s Lexicon), which shows that when social group associations are reduced it does not reduce valence norms, and that valence norms are independent of cultural norms in word embeddings. The low variance of flowers-insects-attitude and instruments-weapons-attitude experiments signal a widely accepted association for the non-social groups of flowers, insects, instruments, and weapons. The gender-science experiment produces the highest variance of 0.45 across all languages, signalling a culture and language specific association for gender social groups. We observed that WEAT doesn’t only capture gender bias but it also accurately measures grammatical gender, a different type of association in languages such as Polish and German.

Our corpus size experiment results using ValNorm with Bellezza’s Lexicon, ANEW, and Warriner’s Lexicon follow the same trend-line as the other intrinsic evaluation tasks. This result signals widely shared associations, as the co-occurrence statistics of the word embeddings preserve valence scores and word similarity information in a similar way. When performing bias measurements, this intrinsic evaluation task can be used to analyze if the input word embedding set is of a sufficient size for statistically significant bias analysis.

We find that valence norms are language agnostic when we implement ValNorm on seven different languages from five different language families. Similar to the IAT findings from 34 countries, social group associations are not culture agnostic [45]. Moreover, gender associations in word embeddings capture both gender bias and grammatical gender. Future work can explore removing the grammatical gender direction from the vector space to accurately measure gender bias in other languages. We find that valence norms are stable over time with $\rho \in [0.75, 0.82]$ for our ValNorm implementation on historical word embeddings using Bellezza’s Lexicon.

8 Conclusion

Valence norms reflect widely shared associations across languages and time, offering a distinction between non-social group biases (valence) and social group biases (gender, race, etc.). These valence associations are captured in word embeddings trained on historical text corpora and from various languages. Measuring widely shared associations and culture specific associations via word embeddings, we find that valence norms are language agnostic and stable over time, while social group associations vary across language and time. We present ValNorm as a new intrinsic evaluation task which captures the quality of a word embedding set by measuring the preservation of valence norms in the learned word vectors. We find that our evaluation task, which has three implementations with increasing vocabulary sizes, outperforms traditional intrinsic evaluation tasks and provides a more complex metric for the task score (effect size versus cosine similarity).

The results of valence norms as statistical regularities in text corpora provides another layer of transparency into what word embeddings are learning during their training process. Valence estimations of words produce a high correlation to human-rated valence scores, indicating that word embedding algorithms learn valence norms with high accuracy.

9 Broader Impact

This work uses expert research in social psychology and computer science, specifically the Implicit Association Test (IAT) and the Word Embedding Association Test (WEAT), and applies it to the Natural Language Processing (NLP) domain in order to discover widely shared associations of non-discriminatory words [6, 11]. Prior NLP applications of the WEAT focus mainly on social group biases, since eliminating discriminatory features of machine learning and artificial intelligence (AI) are important for fair and ethical implementations of AI. Our application investigates valence (pleasant/unpleasant) associations, which can be used in a general way for sentiment classification or for a more specific use case of detecting targeted language (information operations/hate speech). By establishing a method to measure valence norms, we establish an AI tool that can identify if biases in a text corpus align with widely accepted valence associations or if the language in the corpus expresses shifted biases.

While our work does not focus on social group biases and attitudes, valence association can be used as an indicator of how a social group is represented in text—is the group associated with pleasantness or unpleasantness? Social group biases are not consistent across cultures and over time, making this valence bias test useful in detecting derogatory or targeted attitudes towards social groups. It is also notable that we share valence associations regardless of language and culture; everyone agrees that kindness is pleasant and that vomit is unpleasant. This distinction between discriminatory biases (against social groups) and non-discriminatory biases (against non-social groups) creates a distinction in analyzing biases and stereotypes in languages. It may not be acceptable if language expresses dislike of cancer, but it is harmful if language expresses dislike of a specific race or gender.

Acknowledgments

We want to thank Wei Guo and Osman Caliskan for verifying the Chinese translations and German translations, respectively.

References

- [1] J. Pennington, R. Socher, and C. D. Manning, “Glove: Global vectors for word representation,” in *Proceedings of the 2014 conference on empirical methods in natural language processing (EMNLP)*, 2014, pp. 1532–1543.
- [2] A. Bakarov, “A survey of word embeddings evaluation methods,” *arXiv preprint arXiv:1801.09536*, 2018.
- [3] M. Faruqui, Y. Tsvetkov, P. Rastogi, and C. Dyer, “Problems with evaluation of word embeddings using word similarity tasks,” in *Proceedings of the 1st Workshop on Evaluating Vector-Space Representations for NLP*. Berlin, Germany: Association for Computational Linguistics, Aug. 2016, pp. 30–35. [Online]. Available: <https://www.aclweb.org/anthology/W16-2506>
- [4] T. Schnabel, I. Labutov, D. M. Mimno, and T. Joachims, “Evaluation methods for unsupervised word embeddings,” in *EMNLP*, 2015.
- [5] N. Hollenstein, A. de la Torre, N. Langer, and C. Zhang, “Cognival: A framework for cognitive word embedding evaluation,” in *Proceedings of the 23rd Conference on Computational Natural Language Learning*, 2019, pp. 538–549.
- [6] A. G. Greenwald, D. E. McGhee, and J. L. Schwartz, “Measuring individual differences in implicit cognition: the implicit association test.” *Journal of personality and social psychology*, vol. 74 6, pp. 1464–80, 1998.
- [7] J. A. Russell, “Pancultural aspects of the human conceptual organization of emotions.” *Journal of personality and social psychology*, vol. 45, no. 6, p. 1281, 1983.
- [8] J. Russell and A. Mehrabian, “Evidence for a three-factor theory of emotions,” *Journal of Research in Personality*, vol. 11, pp. 273–294, 09 1977.
- [9] B. Wang, A. Wang, F. Chen, Y. Wang, and C.-C. J. Kuo, “Evaluating word embedding models: Methods and experimental results,” *ArXiv*, 2019.

- [10] Y. Tsvetkov, M. Faruqui, and C. Dyer, "Correlation-based intrinsic evaluation of word vector representations," in *Proceedings of the 1st Workshop on Evaluating Vector-Space Representations for NLP*, 06 2016, pp. 111–115.
- [11] A. Caliskan, J. Bryson, and A. Narayanan, "Semantics derived automatically from language corpora contain human-like biases," *Science*, vol. 356, pp. 183–186, 04 2017.
- [12] A. G. Greenwald and M. R. Banaji, "Implicit social cognition: attitudes, self-esteem, and stereotypes," *Psychological review*, vol. 102 1, pp. 4–27, 1995.
- [13] M. M. Bradley and P. J. Lang, "Affective norms for english words (anew): Instruction manual and affective ratings," Technical report C-1, the center for research in psychophysiology, University of Florida, Tech. Rep., 1999.
- [14] A. Warriner, V. Kuperman, and M. Brysbaert, "Norms of valence, arousal, and dominance for 13,915 english lemmas," *Behavior research methods*, vol. 45, 02 2013.
- [15] W. Kirch, Ed., *Pearson's Correlation Coefficient*. Dordrecht: Springer Netherlands, 2008, pp. 1090–1091. [Online]. Available: https://doi.org/10.1007/978-1-4020-5614-7_2569
- [16] M. Lewis and G. Lupyran, "What are we learning from language? gender stereotypes are reflected in the distributional structure of 25 languages," *Nature Human Behavior*, 2020.
- [17] N. Garg, L. Schiebinger, D. Jurafsky, and J. Zou, "Word embeddings quantify 100 years of gender and ethnic stereotypes," *Proceedings of the National Academy of Sciences*, vol. 115, no. 16, pp. E3635–E3644, 2018.
- [18] M. Li, Q. Lu, Y. Long, and L. Gui, "Inferring affective meanings of words from word embedding," *IEEE Transactions on Affective Computing*, vol. PP, pp. 1–1, 07 2017.
- [19] L. H. Ungar, D. Preotiuc-Pietro, and J. Sedoc, "Predicting emotional word ratings using distributional representations and signed clustering," in *EACL*, 2017.
- [20] T. Teofili and N. Chhaya, "Affect enriched word embeddings for news information retrieval," *arXiv preprint arXiv:1909.01772*, 2019.
- [21] S. M. Mohammad, "Sentiment analysis: Detecting valence, emotions, and other affectual states from text," in *Emotion measurement*. Elsevier, 2016, pp. 201–237.
- [22] J. Wang, L.-C. Yu, K. Lai, and X. Zhang, "Community-based weighted graph model for valence-arousal prediction of affective words," *IEEE/ACM Transactions on Audio, Speech, and Language Processing*, vol. 24, pp. 1–1, 11 2016.
- [23] Y. Dodge, "Spearman rank correlation coefficient," *The Concise Encyclopedia of Statistics*. Springer, New York, pp. 502–505, 2008.
- [24] T. Mikolov, K. Chen, G. S. Corrado, and J. Dean, "Efficient estimation of word representations in vector space," *CoRR*, vol. abs/1301.3781, 2013.
- [25] L. Finkelstein, E. Gabrilovich, Y. Matias, E. Rivlin, Z. Solan, G. Wolfman, and E. Ruppín, "Placing search in context: The concept revisited," in *Proceedings of the 10th international conference on World Wide Web*, 2001, pp. 406–414.
- [26] M.-T. Luong, R. Socher, and C. D. Manning, "Better word representations with recursive neural networks for morphology," in *Proceedings of the Seventeenth Conference on Computational Natural Language Learning*, 2013, pp. 104–113.
- [27] E. Bruni, N.-K. Tran, and M. Baroni, "Multimodal distributional semantics," *Journal of Artificial Intelligence Research*, vol. 49, pp. 1–47, 2014.
- [28] F. Hill, R. Reichart, and A. Korhonen, "Simlex-999: Evaluating semantic models with (genuine) similarity estimation," *Computational Linguistics*, vol. 41, no. 4, pp. 665–695, 2015.
- [29] D. Gerz, I. Vulić, F. Hill, R. Reichart, and A. Korhonen, "Simverb-3500: A large-scale evaluation set of verb similarity," *arXiv preprint arXiv:1608.00869*, 2016.
- [30] P. D. Turney and P. Pantel, "From frequency to meaning: Vector space models of semantics," *Journal of artificial intelligence research*, vol. 37, pp. 141–188, 2010.
- [31] J. Cohen, *Statistical power analysis for the behavioral sciences*. Academic press, 2013.
- [32] P. Bojanowski, E. Grave, A. Joulin, and T. Mikolov, "Enriching word vectors with subword information," *Transactions of the Association for Computational Linguistics*, vol. 5, 07 2016.

- [33] E. Grave, P. Bojanowski, P. Gupta, A. Joulin, and T. Mikolov, “Learning word vectors for 157 languages,” *arXiv preprint arXiv:1802.06893*, 2018.
- [34] R. Speer, J. Chin, and C. Havasi, “Conceptnet 5.5: An open multilingual graph of general knowledge,” in *Thirty-First AAAI Conference on Artificial Intelligence*, 2017.
- [35] F. S. Bellezza, A. G. Greenwald, and M. R. Banaji, “Words high and low in pleasantness as rated by male and female college students,” *Behavior Research Methods, Instruments, & Computers*, vol. 18, no. 3, pp. 299–303, 1986.
- [36] K. K. Imbir, “Affective norms for 1,586 polish words (anpw): Duality-of-mind approach,” *Behavior research methods*, vol. 47, no. 3, pp. 860–870, 2015.
- [37] A. P. Soares, M. Comesaña, A. P. Pinheiro, A. Simões, and C. S. Frade, “The adaptation of the affective norms for english words (anew) for european portuguese,” *Behavior research methods*, vol. 44, no. 1, pp. 256–269, 2012.
- [38] J. Redondo, I. Fraga, I. Padrón, and M. Comesaña, “The spanish adaptation of anew (affective norms for english words),” *Behavior research methods*, vol. 39, no. 3, pp. 600–605, 2007.
- [39] A. Kapucu, A. Kılıç, Y. Özkılıç, and B. Sarıbaz, “Turkish emotional word norms for arousal, valence, and discrete emotion categories,” *Psychological reports*, p. 0033294118814722, 2018.
- [40] M. L. Vo, M. Conrad, L. Kuchinke, K. Urton, M. J. Hofmann, and A. M. Jacobs, “The berlin affective word list reloaded (bawl-r),” *Behavior research methods*, vol. 41, no. 2, pp. 534–538, 2009.
- [41] D. S. Schmidtke, T. Schröder, A. M. Jacobs, and M. Conrad, “Angst: Affective norms for german sentiment terms, derived from the affective norms for english words,” *Behavior research methods*, vol. 46, no. 4, pp. 1108–1118, 2014.
- [42] L.-C. Yu, L.-H. Lee, S. Hao, J. Wang, Y. He, J. Hu, K. R. Lai, and X. Zhang, “Building Chinese affective resources in valence-arousal dimensions,” in *Proceedings of the 2016 Conference of the North American Chapter of the Association for Computational Linguistics: Human Language Technologies*. San Diego, California: Association for Computational Linguistics, Jun. 2016, pp. 540–545.
- [43] J. Paridon and B. Thompson, “subs2vec: Word embeddings from subtitles in 55 languages,” 10 2019.
- [44] W. L. Hamilton, J. Leskovec, and D. Jurafsky, “Diachronic word embeddings reveal statistical laws of semantic change,” *arXiv preprint arXiv:1605.09096*, 2016.
- [45] B. A. Nosek, F. L. Smyth, N. Sriram, N. M. Lindner, T. Devos, A. Ayala, Y. Bar-Anan, R. Bergh, H. Cai, K. Gonsalkorale *et al.*, “National differences in gender–science stereotypes predict national sex differences in science and math achievement,” *Proceedings of the National Academy of Sciences*, vol. 106, no. 26, pp. 10 593–10 597, 2009.