
Provable tradeoffs in adversarially robust classification

Edgar Dobriban

Statistics Department
University of Pennsylvania
Philadelphia, PA 19104
dobriban@wharton.upenn.edu

Hamed Hassani

ESE Department
University of Pennsylvania
Philadelphia, PA 19104
hassani@seas.upenn.edu

David Hong

Statistics Department
University of Pennsylvania
Philadelphia, PA 19104
dahong67@wharton.upenn.edu

Alexander Robey

ESE Department
University of Pennsylvania
Philadelphia, PA 19104
arobey1@seas.upenn.edu

Abstract

Machine learning methods can be vulnerable to small, adversarially-chosen perturbations of their inputs, prompting much research into theoretical explanations and algorithms toward improving adversarial robustness. Although a rich and insightful literature has developed around these ideas, many foundational open problems remain. In this paper, we seek to address several of these questions by deriving *optimal robust classifiers* for two- and three-class Gaussian classification problems with respect to adversaries in both the ℓ_2 and ℓ_∞ norms. While the standard non-robust version of this problem has a long history, the corresponding robust setting contains many unexplored problems, and indeed deriving optimal robust classifiers turns out to pose a variety of new challenges. We develop new analysis tools for this task. Our results reveal intriguing tradeoffs between usual and robust accuracy. Furthermore, we give results for data lying on low-dimensional manifolds and study the landscape of adversarially robust risk over linear classifiers, including proving Fisher consistency in some cases. Lastly, we provide novel results concerning finite sample adversarial risk in the Gaussian classification setting.

1 Introduction

Modern machine learning methods have shown strong performance on a number of tasks ranging from perception [1] and generative modeling [2] to robotic manipulation [3] and natural language processing [4]. Despite this success, it is well-known that many of these methods are also highly vulnerable to adversarial attacks, meaning that small, imperceptible changes to the input data can have consequential and oftentimes undesirable effects on the predictions of learned models. For example, imperceptible pixel-wise changes to image data in a classification setting are known to severely degrade the performance of state-of-the-art classifiers [5]. As a result, so-called *adversarial training* methods have been developed to mitigate the impact of norm-bounded, adversarially-chosen perturbations [6, 7, 8, 9, 10]. This has provided empirical evidence that adversarial training can improve robustness against adversarially-chosen inputs [11].

Despite the success of adversarial training toward learning robust models, the benefits are not without their drawbacks. Recently, it has been argued that there may be a fundamental tradeoff between robustness and test accuracy [12] and that achieving generalization via adversarial training requires

more data than in standard training regimes [13]. And while many of these tradeoffs have been empirically studied in a number of papers, there are few works that seek to understand the theoretical foundations of why these tradeoffs occur [12, 14, 15, 16, 17]. Indeed, a full understanding of the cause of such tradeoffs requires new perspectives and analytical tools, and may lead to a better understanding of the mechanisms that allow for adversarial examples.

In this paper, we derive *optimal robust* classifiers for two- and three-class Gaussian classification problems with respect to both ℓ_2 and ℓ_∞ norm-bounded adversaries. While the non-robust version of this problem has been well studied in past work dating back to RA Fisher in the 1920s, the robust problem has not been fully explored. Indeed, to derive these optimal robust classifiers, we develop new analytical tools. Building on this, we derive tradeoffs between robust and standard classification. Furthermore, we give results for data lying on low-dimensional manifolds and study the landscape of adversarially robust risk over linear classifiers, proving Fisher consistency in some cases. Lastly, we provide novel results concerning finite sample adversarial risk for certain geometric classifiers.

Contributions. The contributions of this paper can be summarized as follows:

1. We derive optimal robust classifiers for two- and three-class Gaussian classification settings with respect to ℓ_2 and ℓ_∞ norm-bounded adversaries.
2. We study the landscape of adversarial risk and in particular the Fisher consistency of robust linear risk minimization.
3. We provide a finite-sample analysis with respect to 0-1 and surrogate loss functionals.

Basic Definitions and Notation. For any classifier $\hat{y} : \mathbb{R}^p \rightarrow \mathcal{C}$ the robust risk (with respect to the 0-1 loss) and a norm $\|\cdot\|$ is:

$$R_{\text{rob}}(\hat{y}, \varepsilon, \|\cdot\|) := \mathbb{E}_{x,y} \sup_{\|\delta\| \leq \varepsilon} I\{\hat{y}(x + \delta) \neq y\} = \mathbb{E}_y \Pr_{x|y} \{\exists \delta: \|\delta\| \leq \varepsilon \quad \hat{y}(x + \delta) \neq y\}, \quad (1)$$

where $x \in \mathbb{R}^p$ are the features, $y \in \mathcal{C}$ is the label, \mathcal{C} denotes the set of classes, I is the indicator function, and $\varepsilon \geq 0$ is the perturbation radius. As is well known, e.g. [18, pg. 216], minimizing the standard (non-robust/non-adversarial) risk

$$R_{\text{std}}(\hat{y}) := R_{\text{rob}}(\hat{y}, 0, \|\cdot\|) = \mathbb{E}_y \Pr_{x|y} \{\hat{y}(x) \neq y\} = \Pr_{x,y} \{\hat{y}(x) \neq y\} = \mathbb{E}_x \Pr_{y|x} \{\hat{y}(x) \neq y\},$$

reduces to making an optimal choice for each $x \in \mathbb{R}^p$ *individually*, with minimizer given by the Bayes optimal classifier $\hat{y}_{\text{Bay}}^*(x) := \operatorname{argmax}_{c \in \mathcal{C}} \Pr_{y|x}(y = c)$. However, this reduction does *not* apply when $\varepsilon > 0$; new approaches are required and lead to new optimal robust classifiers.

2 Optimal ℓ_2 robust classifiers

We start by deriving optimal robust classifiers for ℓ_2 adversaries, i.e., classifiers $\hat{y}^* : \mathbb{R}^p \rightarrow \mathcal{C}$ that minimize the robust risk $R_{\text{rob}}(\hat{y}, \varepsilon, \|\cdot\|_2)$. We will omit $\|\cdot\|_2$ throughout this section for simplicity.

2.1 Two classes

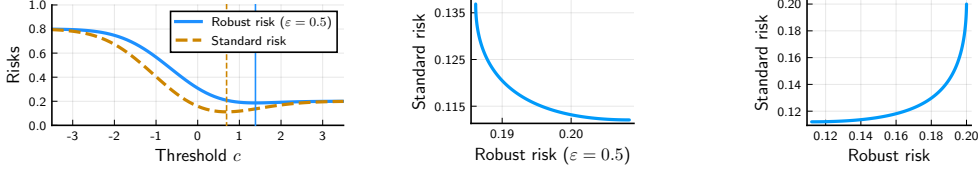
Consider the standard binary classification setting where data is distributed via a mixture of two Gaussians with classes $\mathcal{C} = \{\pm 1\}$:

$$x|y \sim \mathcal{N}(y\mu, \sigma^2 I_p), \quad y = \begin{cases} +1 & \text{with probability } \pi, \\ -1 & \text{with probability } 1 - \pi, \end{cases} \quad (2)$$

where $\mu \in \mathbb{R}^p$ specifies the class means ($+\mu$ and $-\mu$), $\sigma^2 \in \mathbb{R}_{>0}$ is the within-class variance, and $\pi \in [0, 1]$ is the proportion of the $y = 1$ class. Note that the means are centered at the origin without loss of generality (wlog). By scaling, we will also take $\sigma^2 = 1$ wlog to simplify the presentation.

The Bayes optimal classifier for this problem is the linear classifier $\hat{y}_{\text{Bay}}^*(x) = \operatorname{sign}(x^\top \mu - q/2)$ where $q := \ln\{(1 - \pi)/\pi\}$ and we define $\ln(0) := -\infty$. Note that scaling the argument of sign by any positive constant does not change the prediction. Denoting the normal cumulative distribution function $\Phi(x) := (2\pi)^{-1/2} \int_{-\infty}^x \exp(-t^2/2) dt$ and $\bar{\Phi} := 1 - \Phi$, the corresponding Bayes risk

$$R_{\text{Bay}}(\mu, \pi) := R_{\text{std}}(\hat{y}_{\text{Bay}}^*) = \pi \cdot \Phi\left(\frac{q}{2\|\mu\|_2} - \|\mu\|_2\right) + (1 - \pi) \cdot \bar{\Phi}\left(\frac{q}{2\|\mu\|_2} + \|\mu\|_2\right), \quad (3)$$



(a) Risks as functions of threshold c ; (b) Standard v.s. robust risk for thresholds between minima. (c) Standard v.s. robust risk of optimal robust classifier for $\varepsilon \in [0, 1]$.

Figure 1: Tradeoffs between optimal classification with respect to standard and robust risks.

is the smallest attainable *standard* risk and characterizes problem difficulty.

Moving to the *robust* risk, one might naturally wonder: do linear classifiers remain optimal? It is not obvious a priori whether or not this must be the case. Moreover, it is unclear what the threshold should be and how much moving to the robust risk might increase problem difficulty. The following theorem answers the question in the affirmative, provides the optimal threshold, and relates the Bayes risk to its robust analogue. While simple to state, proving it involves a novel approach: first, we combine the Gaussian concentration of measure [19, 20, 21] and the Neyman-Pearson lemma to show that linear classifiers are admissible, and second, we derive the optimal linear classifiers by reducing the problem to 1-D. See Appendix B for the detailed proof.

Theorem 2.1 (Optimal ℓ_2 robust two-class classifiers). *Suppose the data (x, y) are from the two-class Gaussian model (2) and $\varepsilon < \|\mu\|_2$. Any optimal ℓ_2 robust classifier is equal, up to scale, to the linear classifier:*

$$\hat{y}^*(x) := \text{sign} \left\{ x^\top \mu \left(1 - \frac{\varepsilon}{\|\mu\|_2} \right) - \frac{q}{2} \right\}, \quad (4)$$

where $q = \ln\{(1 - \pi)/\pi\}$. Moreover, the corresponding (optimal) robust risk is

$$R_{\text{rob}}^*(\mu, \pi; \varepsilon) := R_{\text{Bay}} \left\{ \mu \left(1 - \frac{\varepsilon}{\|\mu\|_2} \right), \pi \right\}, \quad (5)$$

where R_{Bay} is the Bayes risk defined in (3).

Assuming $\varepsilon < \|\mu\|_2$ prevents the perturbation from being large enough to transpose the two distributions onto each other. If $\varepsilon \geq \|\mu\|_2$, then the robust risk takes the maximal possible value.

Theorem 2.1 provides several insights. For example, when the classes are balanced, i.e., $\pi = 1/2$ (and thus $q = 0$), the Bayes optimal classifier \hat{y}_{Bay}^* and the optimal robust classifier \hat{y}^* coincide. In general, however, there is a *tradeoff*: neither classifier optimizes both standard and robust risks. Figure 1 illustrates this tradeoff for an example with a mean having norm $\|\mu\|_2 = 1$, a positive class proportion $\pi = 0.2$, and a perturbation radius $\varepsilon = 0.5$. The left figure plots the two risks for the linear classifier $\hat{y}(x) = \text{sign}(x^\top \mu - c)$ as a function of the threshold c ; it highlights the difference between the two risks and their corresponding optimal thresholds. The center figure plots the two risks against each other for a sweep of the threshold c , and the right figure shows the standard v.s. the robust risk of the optimal *robust* classifier for $\varepsilon \in [0, 1]$.

Additionally, the optimal robust classifier (4) is exactly the Bayes optimal classifier with reduced effect size: $\|\mu\|_2 \rightarrow \|\mu\|_2 - \varepsilon$. This phenomenon is consistent with prior arguments that “adversarially robust generalization requires more data” [13]. Alternatively, it is also equivalent to the Bayes optimal classifier with amplified class imbalance: $q \rightarrow q/(1 - \varepsilon/\|\mu\|_2)$. We conclude this section with several other remarks and extensions. See Appendices B.1 to B.5 for more details.

Connections to randomized classifiers. The reduced effect size can also be interpreted as adding noise to the data, connecting to some algorithmic proposals [see e.g 22, 23].

Extension to weighted combinations. Given the tradeoff between standard risk and robust risk, one might naturally consider minimizing a weighted combination of the two instead. The techniques used to prove Theorem 2.1 turn out to be amenable to this setting too.

Data with a general covariance. It turns out that we can extend Theorem 2.1 to some settings where the (within-class) data covariance I_p is replaced with a more general covariance matrix $\Sigma \in \mathbb{R}^{p \times p}$.

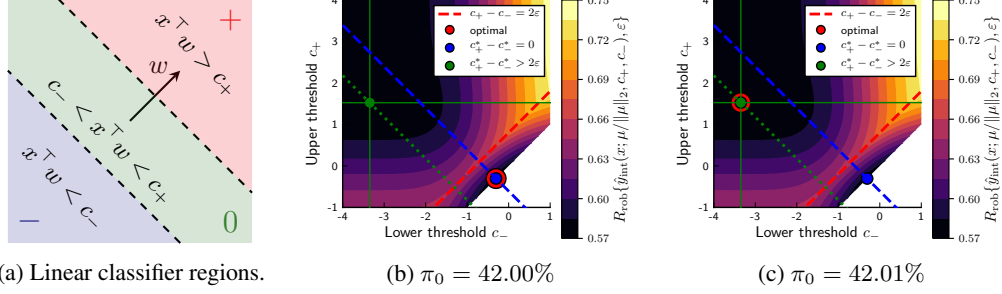


Figure 2: Optimal linear ℓ_2 -robust classifiers for three classes; (b) and (c) show the thresholds (8) and (9), circling the optimal, where $\mu = 1$, $\gamma = 1.2$, $\varepsilon = 0.4$ and $\pi_{\pm} = (1 - \pi_0)\{\gamma^{\pm 1}/(\gamma + \gamma^{-1})\}$.

Low-dimensional data subspace. Theorem 2.1 also extends immediately to settings where the data actually lie in a low-dimensional subspace of \mathbb{R}^p . In fact, we show the more general result that low-dimensional classifiers are admissible when the data lie in a low-dimensional subspace.

Approximately robust optimal classifiers. In certain $p = 1$ dimensional settings, we can further show that all *approximately* robust classifiers must also be close to linear. We achieve this by leveraging recent mathematical breakthroughs from *robust isoperimetry* [e.g., 24, 25]. These results show that if the boundary measure of a set is close to being minimal given its volume, then it is close to a hyperplane. To our knowledge, these methods have not yet been used in machine learning settings before.

2.2 Three classes

We now consider a more general setting of three classes with means at $-\mu$, $+\mu$ and the origin. The data form a mixture of three Gaussians with classes $\mathcal{C} = \{-1, 0, 1\}$: $x|y \sim \mathcal{N}(y\mu, I_p)$, $y = \pm 1$ w.p. π_{\pm} and $y = 0$ w.p. π_0 , where $\mu \in \mathbb{R}^p$ specifies the class means (now $+\mu$, $-\mu$ and the origin), and π_+ , π_0 , $\pi_- \in [0, 1]$ sum to unity and specify the class proportions. Setting $\pi_0 = 0$ recovers the two-class setting of Section 2.1, and again wlog the within-class variances are set to unity.

It turns out that even this seemingly simple multi-class setting already uncovers interesting new challenges and unexpected phenomena. We will need “interval” (or linear) classifiers

$$\hat{y}_{\text{int}}(x; w, c_+, c_-) := \begin{cases} +1 & \text{if } x^\top w \geq c_+, \\ 0 & \text{if } c_- \leq x^\top w < c_+, \\ -1 & \text{if } x^\top w \leq c_-, \end{cases} \quad (6)$$

where $c_+ \geq c_-$ are thresholds and $w \in \mathbb{R}^p$ are weights. The positive and negative classes are again half-spaces, but the zero class in between is instead a slab (see Figure 2a), creating new behaviors. Our first result optimizes the thresholds and weights; see Appendix C for the proof.

Theorem 2.2 (Optimal interval ℓ_2 robust three-class classifiers). *Suppose data (x, y) are from the three-class Gaussian model and $\varepsilon < \|\mu\|_2/2$. An optimal interval ℓ_2 robust classifier is:*

$$\hat{y}_{\text{int}}^*(x) := \hat{y}_{\text{int}}(x; \mu/\|\mu\|_2, c_+^*, c_-^*), \quad (7)$$

where the thresholds $c_+^* \geq c_-^*$ are one of two options.

Case 1. If $\pi_0 \leq \alpha^ \sqrt{\pi_- \pi_+}$, then the thresholds are equal, i.e., $c_+^* = c_-^*$, with value*

$$c_+^* = c_-^* = \ln(\pi_-/\pi_+)/ (2\|\mu\|_2 - 2\varepsilon), \quad (8)$$

and the robust risk in terms of R_{rob}^ , the two-class optimal robust risk (5), is*

$$R_{\text{rob}}(\hat{y}_{\text{int}}^*, \varepsilon) = \pi_0 + (\pi_+ + \pi_-) R_{\text{rob}}^*\{\mu, \pi_+ / (\pi_+ + \pi_-); \varepsilon\}.$$

Case 2. Otherwise, the thresholds are 2ε apart, i.e., $c_+^ - c_-^* > 2\varepsilon$, with values*

$$c_+^* = +\frac{\|\mu\|_2}{2} + \frac{\ln(\pi_0/\pi_+)}{\|\mu\|_2 - 2\varepsilon}, \quad c_-^* = -\frac{\|\mu\|_2}{2} - \frac{\ln(\pi_0/\pi_-)}{\|\mu\|_2 - 2\varepsilon}, \quad (9)$$

and corresponding robust risk

$$R_{\text{rob}}(\hat{y}_{\text{int}}^*, \varepsilon) = (\pi_+ + \pi_0)R_{\text{rob}}^*\left(\frac{\mu}{2}, \frac{\pi_+}{\pi_+ + \pi_0}; \varepsilon\right) + (\pi_- + \pi_0)R_{\text{rob}}^*\left(\frac{\mu}{2}, \frac{\pi_-}{\pi_- + \pi_0}; \varepsilon\right).$$

The cutoff α^* between these two cases is the unique solution to the equation:

$$\begin{aligned} & (\gamma + \gamma^{-1})R_{\text{rob}}^*\{\mu, \gamma/(\gamma + \gamma^{-1}); \varepsilon\} \\ &= (\gamma + \alpha)R_{\text{rob}}^*\{\mu/2, \gamma/(\gamma + \alpha); \varepsilon\} + (\gamma^{-1} + \alpha)R_{\text{rob}}^*\{\mu/2, \gamma^{-1}/(\gamma^{-1} + \alpha); \varepsilon\} - \alpha, \end{aligned} \quad (10)$$

in the domain $\alpha \geq \exp\{-(\|\mu\|_2 - 2\varepsilon)^2/2\}$ with $\gamma := \sqrt{\pi_+/\pi_-}$; $\alpha^* = \exp(-\|\mu\|_2^2/2)$ when $\varepsilon = 0$.

Notably, the thresholds (8) coincide with two-class robust classification between the positive and negative classes, *ignoring the zero class*. The thresholds (9) coincide with two-class robust classification: i) between the zero and positive classes and ii) between the zero and negative classes.

Figures 2b and 2c illustrate the two cases with a surprising example. The settings are nearly identical, but the optimal thresholds jump *discontinuously* from (8) to (9). Indeed, optimal thresholds turn out to be discontinuous in the problem parameters when $\varepsilon > 0$. To understand why, note that the thresholds (8) and (9) jump over $0 < c_+ - c_- < 2\varepsilon$; any choice in that range can be improved by moving c_+ and c_- closer together since $\Pr_{x|y=0}\{\exists \delta: \|\delta\|_2 \leq \varepsilon \mid \hat{y}(x + \delta) \neq 0\}$, which would be the only adversely affected term of (1), is already saturated at one. This discontinuity does *not* occur for standard risk, i.e., $\varepsilon = 0$, since (8) and (9) coincide when $\pi_0 = \alpha^* \sqrt{\pi_- \pi_+}$ in this case.

Moreover, the transition from thresholds (8) that ignore the zero class to thresholds (9) that include it occurs once π_0 exceeds $\alpha^* \sqrt{\pi_- \pi_+}$, where the cutoff $\alpha^* \geq \exp\{-(\|\mu\|_2 - 2\varepsilon)^2/2\}$ for $\varepsilon > 0$ is larger than the cutoff $\alpha^* = \exp(-\|\mu\|_2^2/2)$ for $\varepsilon = 0$. Optimal robust classification more often *excludes a minority zero class*. The class ratios in (8) and (9) are also effectively inflated by $1/(1 - \varepsilon/\|\mu\|_2)$ and $1/(1 - 2\varepsilon/\|\mu\|_2)$, respectively, further amplifying the effects of class imbalance.

Showing that these linear classifiers are optimal overall turns out to be quite challenging. For two classes, linear classifiers can match any classifier with respect to the robust misclassification of *both* classes simultaneously. This fact is crucially used in proving Theorem 2.1, and can often be true for three classes, so one might hope it carries over. Unfortunately, it is in fact false in general; Appendix C describes a counter-example. However, it does continue to hold for classifiers with sufficient separation between the positive and negative classes, as stated by the following theorem (proved in Appendix C).

Theorem 2.3 (Linear classifiers dominate ε -separated classifiers). *Suppose data (x, y) are from the three-class Gaussian model and $\varepsilon < \|\mu\|_2/2$. Any classifier $\hat{y} : \mathbb{R}^p \rightarrow \{-1, 0, 1\}$ for which*

$$\inf \{ |x_+ - x_-| : \hat{y}(x_+) = 1 \text{ and } \hat{y}(x_-) = -1 \} > 2\varepsilon,$$

has an associated linear classifier \tilde{y} that matches its robust misclassification on all classes, i.e.,

$$\Pr_{x|y} \{ \exists \delta: \|\delta\|_2 \leq \varepsilon \mid \tilde{y}(x + \delta) \neq y \} \leq \Pr_{x|y} \{ \exists \delta: \|\delta\|_2 \leq \varepsilon \mid \hat{y}(x + \delta) \neq y \}, \quad y \in \{-1, 0, 1\}.$$

Consequently, $R_{\text{rob}}(\tilde{y}, \varepsilon) \leq R_{\text{rob}}(\hat{y}, \varepsilon)$.

3 Optimal ℓ_∞ robust classifiers

We now shift our attention from ℓ_2 to ℓ_∞ adversaries, i.e., perturbations up to an ℓ_∞ radius, and seek to minimize the robust risk $R_{\text{rob}}(\hat{y}, \varepsilon, \|\cdot\|_\infty)$. Doing so introduces new challenges: the geometry of ℓ_2 – namely, rotational invariance of $\|\cdot\|_2$ – allowed a reduction of that problem to one dimension, but the same does not generally apply in ℓ_∞ .

The next result captures one setting, however, where the geometry is favorable and the ℓ_2 findings of Section 2 extend to ℓ_∞ robustness. Its proof is in Appendix D.

Corollary 3.1 (Optimal ℓ_∞ robust classifiers for 1-sparse means). *Suppose data (x, y) are from the two-class Gaussian model (2), μ has one non-zero coordinate $\mu_j > 0$ (μ is 1-sparse), and $\varepsilon < \mu_j$. An optimal ℓ_∞ robust classifier is the linear classifier using only the corresponding coordinate:*

$$\hat{y}^*(x) := \text{sign}\{x_j(\mu_j - \varepsilon) - q/2\}, \quad (11)$$

where $q = \ln\{(1 - \pi)/\pi\}$ as before.

In essence, the ℓ_2 and ℓ_∞ norms agree in this case, enabling us to extend Theorem 2.1 from ℓ_2 to ℓ_∞ robustness. The same applies to the three-class setting of Section 2.2 with a similar extension of Theorem 2.2, which we omit here for brevity (see Appendix E).

Removing the restriction that μ be 1-sparse is again highly nontrivial in general, but it turns out to be possible if we instead consider only *linear* classifiers: $\hat{y}_{\text{lin}}(x; w, c) = \text{sign}(x^\top w - c)$.

Theorem 3.2 (Optimal linear ℓ_∞ robust classifiers). *Suppose data (x, y) are from the two-class Gaussian model (2) and $\varepsilon < \|\mu\|_2$. An optimal linear ℓ_∞ robust classifier is:*

$$\hat{y}^*(x) := \text{sign}\{x^\top \eta_\varepsilon(\mu) - q/2\}, \quad (12)$$

where $q = \ln\{(1 - \pi)/\pi\}$ and the soft-thresholding operator

$$\eta_\varepsilon(x) := \begin{cases} x - \varepsilon, & \text{if } x \geq \varepsilon, \\ 0, & \text{if } x \in (-\varepsilon, \varepsilon), \\ x + \varepsilon, & \text{if } x \leq -\varepsilon, \end{cases} \quad (13)$$

is applied element-wise to the vector $\mu \in \mathbb{R}^p$.

The proof is provided in Appendix D. It is rather surprising that soft-thresholding, an operator that arises from sparsity [26, 27], also comes up naturally in this markedly different setting. A similar extension holds for the case of three classes, which we again leave to Appendix E.

4 Landscape of the robust risk

Sections 2 and 3 optimized the robust risk. This section makes progress towards characterizing the optimization landscape. We consider data (x, y) from the two-class Gaussian model (2) with linear classifiers and corresponding ℓ -robust risk (as a function of weights $w \in \mathbb{R}^p$ and bias $c \in \mathbb{R}$):

$$\tilde{R}_{\varepsilon, \|\cdot\|, \ell}(w, c) := \mathbb{E}_{x, y} \sup_{\|\delta\| \leq \varepsilon} \ell[\{w^\top (x + \delta) - c\} \cdot y]. \quad (14)$$

The 0-1 loss $\bar{\ell}(z) = I(z \leq 0)$ yields $\tilde{R}_{\varepsilon, \|\cdot\|, \bar{\ell}}(w, c) = R_{\text{rob}}\{\text{sign}(w^\top x - c), \varepsilon, \|\cdot\|\}$; our first result characterizes the stationary points of (14) for this loss with respect to the weights $w \in \mathbb{R}^p$ with the bias term dropped ($c = 0$). We also state a consequence for the convergence of sub-gradient flow.¹

Theorem 4.1 (Stationary points and convergence of sub-gradient flow). *Consider learning a robust linear classifier with no bias term, i.e., fix $c = 0$ in (14) yielding $\tilde{R}_{\varepsilon, \|\cdot\|, \bar{\ell}}(w, 0)$. For both ℓ_2 and ℓ_∞ norm perturbations, the stationary points of this restricted robust risk (with respect to w) are all either global minima or global maxima (with respect to w). As a consequence, the sub-gradient flow $\dot{w}_t \in -\partial_w \tilde{R}_{\varepsilon, \|\cdot\|, \bar{\ell}}(w_t, 0)$ converges to a global minimizer from anywhere except a global maximizer.*

It is also common to use surrogate losses ℓ in (14) such as: the logistic loss $\ell(z) = \log(1 + \exp(-z))$, the exponential loss $\ell(z) = \exp(-z)$, or the hinge loss $\ell(z) = (1 - z)_+$. The impact of doing so is well-studied in standard (non-adversarial) settings [29], and one naturally wonders what occurs here. Minimizing a surrogate loss here does not in general produce optimal weights for the 0-1 loss, but it does do so in a few settings which the next result on Fisher consistency describes.

Theorem 4.2 (Fisher consistency of minimizing surrogate losses). *Let $w^* \in \mathbb{R}^p$ be truly optimal weights for a linear classifier with no bias term, i.e., w^* minimizes $\tilde{R}_{\varepsilon, \|\cdot\|, \bar{\ell}}(w, 0)$ with the 0-1 loss $\bar{\ell}$. For any strictly decreasing surrogate loss ℓ , minimizing the corresponding ℓ -robust risk $\tilde{R}_{\varepsilon, \|\cdot\|, \ell}(w, 0)$ produces w^* . Furthermore, jointly minimizing $\tilde{R}_{\varepsilon, \|\cdot\|, \ell}(w, c)$ produces $(w^*, 0)$ if either: i) ℓ is additionally convex, or ii) the classes are balanced, i.e., $\pi = 1/2$.*

Theorem 4.2 partially extends to surrogate losses ℓ that are decreasing but not strictly so; under the same conditions, w^* still minimizes the ℓ -robust risks but might not do so uniquely. See Appendix F for proofs of Theorems 4.1 and 4.2.

¹The sub-gradient is needed here because \tilde{R} is not differentiable in general; see, e.g., [28] for background.

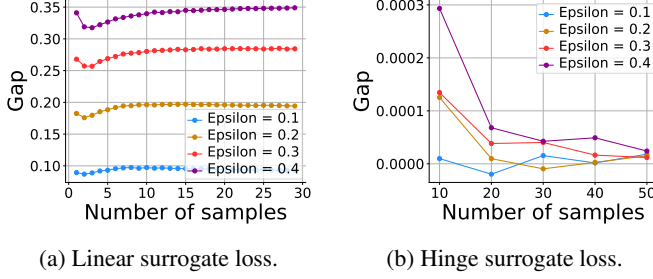


Figure 3: Mean gap between robust and standard risks of optimal finite-sample ℓ_∞ robust classifiers obtained via empirical robust risk minimization. Here we set the dimension $p = 5$, mean vector $\mu = \frac{1}{2} \cdot \mathbb{1}$, and class proportion $\pi = \frac{1}{2}$.

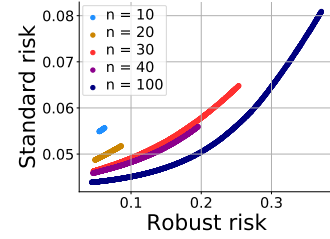


Figure 4: Trade-off between (population) standard and robust risk for $\varepsilon \in [0, 1]$ for classifiers obtained via Prop 5.1. Here we set $p = 5$, $\mu = \frac{1}{2} \cdot \mathbb{1}$, $\pi = \frac{1}{2}$.

5 Finite sample analysis

Having studied optimal robust classifiers in the population, here we investigate robust linear binary classifiers learned from finitely many samples $(x_1, y_1), \dots, (x_n, y_n) \in \mathbb{R}^p \times \{\pm 1\}$. We learn them by minimizing the *empirical* ℓ -robust risk (with decreasing loss functional ℓ):

$$\hat{R}_{\varepsilon, \|\cdot\|, \ell}^{(n)}(w, c) := \frac{1}{n} \sum_{i=1}^n \sup_{\|\delta\| \leq \varepsilon} \ell[\{w^\top (x_i + \delta) - c\} \cdot y_i] = \frac{1}{n} \sum_{i=1}^n \ell\{(w^\top x_i - c) \cdot y_i - \varepsilon \|w\|_*\}, \quad (15)$$

where $\|\cdot\|_*$ is the dual norm and the equality holds because ℓ is decreasing; see e.g., [30]. Using the 0-1 loss $\bar{\ell}(z) = I(z \leq 0)$ yields a non-convex and discontinuous empirical robust risk $\hat{R}_{\varepsilon, \|\cdot\|, \bar{\ell}}^{(n)}(w, c)$, making optimization challenging. So instead one often uses *convex* surrogates, in which case $\hat{R}_{\varepsilon, \|\cdot\|, \ell}^{(n)}(w, c)$ is also convex.

Hence, the empirical ℓ -robust risk (15) can be efficiently minimized for ℓ_∞ adversaries with convex decreasing surrogates such as the linear and hinge losses. Given a set of n samples, this procedure yields optimal weights $\hat{w}_n \in \mathbb{R}^p$ with resulting classifier $\hat{y}_n(x) = \text{sign}(x^\top \hat{w}_n)$, where throughout we will fix the bias $c = 0$. In particular, we will study the classifiers obtained by minimizing (15) with the linear and hinge losses.

To investigate the tradeoff between standard and robust classifiers learned from a finite number of samples, inspired by [16], in Figure 3 we plot the mean gaps between the population robust and standard risks, i.e., $R_{\text{rob}}(\hat{y}_n, \varepsilon, \|\cdot\|_\infty) - R_{\text{std}}(\hat{y}_n)$, as a function of the number of samples n , in the two-class Gaussian model (2). If the gap is large, then the robust risk is much greater than the standard risk for the optimal robust classifiers, suggesting an unfavorable tradeoff. For the linear loss (which is unbounded so we add the constraint $\|w\|_2 \leq 1$), we see that the gap between the standard and robust risks remains significant even as n grows, consistent with [16]. However under the hinge loss, we see empirically that regardless of the value of ε , the gap continues to decrease, which had not been investigated in [16]. The tradeoff between the robust and standard risks here depends on the surrogate loss. This underscores that the loss functional matters in robust risk minimization, which is consistent with our landscape results and expands on the observations of [16].

Optimal empirical robust classifiers. The empirical risk-minimization perspective we have described gives an effective procedure for obtaining empirical robust classifiers. However, in some special cases we can also derive explicit optimal empirical ℓ -robust classifiers. The next proposition does so for ℓ_∞ adversaries with linear loss where we again drop the bias term, i.e. $c = 0$.

Proposition 5.1. *The empirical ℓ_∞ robust risk (with no bias term) $\hat{R}_{\varepsilon, \|\cdot\|_\infty, \ell}^{(n)}(w, 0)$ is minimized for the linear loss $\ell(z) = -z$ by $w^* := \eta_\varepsilon(\hat{\mu}) / \|\eta_\varepsilon(\hat{\mu})\|_2$ when we constrain $\|w\|_2 \leq 1$. Here η is the soft-thresholding operator (13), which is applied element-wise to the empirical mean vector $\hat{\mu} := (1/n) \sum_{i=1}^n y_i x_i \in \mathbb{R}^p$.*

Interestingly, these finite-sample weights can be viewed as plug-in estimates of the *population* optimal weights $\eta_\varepsilon(\mu)$ from Theorem 3.2 for the two-class Gaussian model (2), where the *empirical* mean $\hat{\mu}$ is substituted for the population mean μ . In Figure 4, we illustrate the tradeoff between (population) standard and robust risk for classifiers obtained via Proposition 5.1.

Convergence of robust risk minimization. In the final portion of this section, we quantify the concentration of the empirical robust risk $\widehat{R}_{\varepsilon, \|\cdot\|, \bar{\ell}}^{(n)}(w, c)$ around its population analogue $\widetilde{R}_{\varepsilon, \|\cdot\|, \bar{\ell}}(w, c)$, where $\bar{\ell}$ is again the 0-1 loss.

Theorem 5.2 (Convergence of empirical robust risk for linear classifiers). *For any $\delta > 0$,*

$$\Pr \left\{ \forall_{(w, c) \in \mathbb{R}^p \times \mathbb{R}} \left| \widehat{R}_{\varepsilon, \|\cdot\|, \bar{\ell}}^{(n)}(w, c) - \widetilde{R}_{\varepsilon, \|\cdot\|, \bar{\ell}}(w, c) \right| \leq \delta \right\} \geq 1 - 4 \exp(-2\delta^2 n/p)$$

where the probability here is with respect to $(x_1, y_1), \dots, (x_n, y_n) \in \mathbb{R}^p \times \{\pm 1\}$, the n independent identically distributed samples that define $\widehat{R}_{\varepsilon, \|\cdot\|, \bar{\ell}}^{(n)}(w, c)$. Notably, $x_i | y_i$ need not be Gaussian.

Put another way, the empirical robust risk concentrates *uniformly* across all linear classifiers at rate $\delta = O(\sqrt{p/n})$. Characterizing more general classifiers is highly nontrivial since the ε -expansion of a finite VC dimension hypothesis class can have infinite VC dimension [31]. However, for one-dimensional data it turns out that we can generalize from linear classifiers, which divide \mathbb{R} into a pair of intervals and assign each to a class, to classifiers that assign *finite unions of intervals* to each class.

Theorem 5.3 (Convergence of empirical robust risk for finite unions of intervals in 1D). *Consider the setting of Theorem 5.2 and classifiers whose classification regions are unions of at most $2k$ intervals. Then, the empirical robust risk R_n of such classifiers concentrates around their true robust risk R , uniformly over all such classifiers: for any $\delta > 0$, we have uniformly over all such classifiers \hat{y} , $|R_n(\hat{y}, \varepsilon) - R(\hat{y}, \varepsilon)| \leq \delta$ with probability at least $1 - 4 \exp(-2n\delta^2/k^2)$.*

Namely, uniform concentration occurs at rate $\delta = O(k/\sqrt{n})$. An interesting direction for future work is to obtain similar rates for higher dimensions and more general classifiers by deriving analogous (adversary-aware) VC-dimension concentration bounds.

6 Related work

Adversarial robustness is a very active area and we can only review the most closely related works. [32] studies robustness of linear models. Among many results, they show that certain robust support vector machines (SVM) are equivalent to regularized SVM (Theorem 3). They also give bounds on the standard generalization error based on the regularized empirical hinge risk (Theorem 8). [33] shows equivalences between adversarially robust regression and lasso. [34] studies the adversarial robustness of linear models, arguing that random hyperplanes are very close to any data point and that robustness requires strong regularization. Furthermore, [35] studies robustness defined as the average of the norm of the smallest perturbation that switches the sign of a classifier f . They consider labels that are a non-stochastic function of the datapoints, which differs from our notion of robust risk.

Several works have used various forms of concentration of measure to explain the existence of adversarial examples in high dimensions [36, 37]. These typically use concentration on the sphere, not Gaussian concentration as we do here. [38] proposes methods for empirically measuring concentration and establishing fundamental limits on intrinsic robustness.

Others argue that there are tradeoffs between standard and robust accuracy [13, 35, 12, 15, 39]. [13] also studies the two-class Gaussian classification problem $x \sim \mathcal{N}(y\mu, \sigma^2 I_p)$, focusing on the balanced case $\pi = 1/2$, and on signal vectors μ of norm approximately \sqrt{p} . They consider the setting in which it is possible to construct accurate classifiers even from one training data point (x_1, y_1) . They show that the classifier $\hat{y}(x) = \text{sign}(y_1 \cdot x_1^\top x)$ can have high standard accuracy, but low robust accuracy. In contrast, we aim to characterize optimal classifiers for lower signal strength regimes.

[40] studies the adversarial robustness of Bayes-optimal classifiers in two-class Gaussian classification problems with unequal covariance matrices Σ_1, Σ_2 . For instance, when the covariance matrices are strongly asymmetric, so that the smallest eigenvalue of one class tends to zero, they show almost all points from that class are close to the optimal decision boundary. In contrast, in the symmetric isotropic case, $\Sigma_1 = \Sigma_2 = \sigma^2 I_p$ and $\sigma \rightarrow 0$, they show that with high probability all points in both classes are at distance $p/2$ from the boundary. This is consistent with our findings, but we focus on different problems, namely finding the optimal robust classifiers.

[12] considers two-class Gaussian classification where $x = y \cdot (b, \eta 1_p) + \mathcal{N}(0_p, \text{diag}(0, 1_{p-1}))$, and b is a sign random variable with $P(b = 1) = q \geq 1/2$, while η is a constant. Thus, the first variable contains the correct class y with probability q , while the remaining "non-robust" features contain a

weak correlation with y . Our models are related, but do not include this model. The closest results we have are on the optimal robust classifiers to ℓ_∞ perturbations, which are given by soft-thresholding the mean. This will not use the non-robust features, which is consistent with [12]. However, their results are different, as they show a robustness-accuracy tradeoff (Theorem 2.1), while we characterize the optimal robust classifiers.

Broader Impact

Modern machine learning methods have demonstrated strong performance in a wide range of tasks and continue to be applied in even broader settings. This proliferation presents the exciting potential for great advancements in fields such as medicine, autonomous vehicles, and robotics [41, 42]. At the same time, it is well known that machine learning models are vulnerable to adversarially chosen noise [6, 7]. To this end, when machine learning models are deployed in real-world applications, it is critical that models provide trustworthy and reliable performance. Therefore, it is of profound importance that we understand the fundamental tradeoffs inherent to training models to be robust against adversarially chosen perturbations. Our findings give some insights into these questions from a theoretical perspective. Ultimately, we hope that this fundamental understanding of adversarial training can manifest itself toward helping give machine learning practitioners some more intuition when thinking about robustness in practice.

On the other hand, one must be careful when extrapolating from the settings studied here to more sophisticated settings and models; intuitions must still be carefully checked and evaluated. More generally, progress in robust learning also has the potential to extend the applicability of machine learning to new settings, which can have both positive impacts (through advancements in those domains) and negative impacts (e.g., increased carbon emissions [43]). One must carefully consider both when engineering solutions in these fields.

References

- [1] Max Jaderberg, Karen Simonyan, Andrew Zisserman, et al. Spatial transformer networks. In *Advances in neural information processing systems*, pages 2017–2025, 2015.
- [2] Xun Huang, Ming-Yu Liu, Serge Belongie, and Jan Kautz. Multimodal unsupervised image-to-image translation. In *Proceedings of the European Conference on Computer Vision (ECCV)*, pages 172–189, 2018.
- [3] Berk Calli, Aaron Walsman, Arjun Singh, Siddhartha Srinivasa, Pieter Abbeel, and Aaron M Dollar. Benchmarking in manipulation research: Using the yale-cmu-berkeley object and model set. *IEEE Robotics & Automation Magazine*, 22(3):36–52, 2015.
- [4] Jacob Devlin, Ming-Wei Chang, Kenton Lee, and Kristina Toutanova. Bert: Pre-training of deep bidirectional transformers for language understanding. *arXiv preprint arXiv:1810.04805*, 2018.
- [5] Christian Szegedy, Wojciech Zaremba, Ilya Sutskever, Joan Bruna, Dumitru Erhan, Ian Goodfellow, and Rob Fergus. Intriguing properties of neural networks. *arXiv preprint arXiv:1312.6199*, 2013.
- [6] Ian J Goodfellow, Jonathon Shlens, and Christian Szegedy. Explaining and harnessing adversarial examples. *arXiv preprint arXiv:1412.6572*, 2014.
- [7] Aleksander Madry, Aleksandar Makelov, Ludwig Schmidt, Dimitris Tsipras, and Adrian Vladu. Towards deep learning models resistant to adversarial attacks. *arXiv preprint arXiv:1706.06083*, 2017.
- [8] Eric Wong and J Zico Kolter. Provable defenses against adversarial examples via the convex outer adversarial polytope. *arXiv preprint arXiv:1711.00851*, 2017.
- [9] Seyed-Mohsen Moosavi-Dezfooli, Alhussein Fawzi, and Pascal Frossard. Deepfool: a simple and accurate method to fool deep neural networks. In *Proceedings of the IEEE conference on computer vision and pattern recognition*, pages 2574–2582, 2016.
- [10] Hongyang Zhang, Yaodong Yu, Jiantao Jiao, Eric P Xing, Laurent El Ghaoui, and Michael I Jordan. Theoretically principled trade-off between robustness and accuracy. *arXiv preprint arXiv:1901.08573*, 2019.
- [11] Mahyar Fazlyab, Alexander Robey, Hamed Hassani, Manfred Morari, and George Pappas. Efficient and accurate estimation of lipschitz constants for deep neural networks. In *Advances in Neural Information Processing Systems*, pages 11423–11434, 2019.
- [12] Dimitris Tsipras, Shibani Santurkar, Logan Engstrom, Alexander Turner, and Aleksander Madry. Robustness may be at odds with accuracy. *arXiv preprint arXiv:1805.12152*, 2018.

- [13] Ludwig Schmidt, Shibani Santurkar, Dimitris Tsipras, Kunal Talwar, and Aleksander Madry. Adversarially robust generalization requires more data. In *Advances in Neural Information Processing Systems*, pages 5014–5026, 2018.
- [14] Hongyang Zhang, Yaodong Yu, Jiantao Jiao, Eric P. Xing, Laurent El Ghaoui, and Michael I. Jordan. Theoretically principled trade-off between robustness and accuracy. In *Proceedings of the 36th International Conference on Machine Learning, ICML 2019, 9-15 June 2019, Long Beach, California, USA*, pages 7472–7482, 2019.
- [15] Aditi Raghunathan, Sang Michael Xie, Fanny Yang, John C Duchi, and Percy Liang. Adversarial training can hurt generalization. *arXiv preprint arXiv:1906.06032*, 2019.
- [16] Lin Chen, Yifei Min, Mingrui Zhang, and Amin Karbasi. More data can expand the generalization gap between adversarially robust and standard models. *arXiv preprint arXiv:2002.04725*, 2020.
- [17] Adel Javanmard, Mahdi Soltanolkotabi, and Hamed Hassani. Precise tradeoffs in adversarial training for linear regression. *Conference on Learning Theory (COLT)*, 2020.
- [18] Theodore W Anderson. *An Introduction to Multivariate Statistical Analysis*. Wiley New York, 2003.
- [19] Christer Borell. The brunn-minkowski inequality in gauss space. *Inventiones mathematicae*, 30(2):207–216, 1975.
- [20] Vladimir N Sudakov and Boris S Tsirel’son. Extremal properties of half-spaces for spherically invariant measures. *Journal of Soviet Mathematics*, 9(1):9–18, 1978.
- [21] Stéphane Boucheron, Gábor Lugosi, and Pascal Massart. *Concentration inequalities: A nonasymptotic theory of independence*. Oxford university press, 2013.
- [22] Cihang Xie, Jianyu Wang, Zhishuai Zhang, Zhou Ren, and Alan Yuille. Mitigating adversarial effects through randomization. In *International Conference on Learning Representations*, 2018.
- [23] Anish Athalye, Logan Engstrom, Andrew Ilyas, and Kevin Kwok. Synthesizing robust adversarial examples. *arXiv preprint arXiv:1707.07397*, 2017.
- [24] Andrea Cianchi, Nicola Fusco, Francesco Maggi, and Aldo Pratelli. On the isoperimetric deficit in gauss space. *American Journal of Mathematics*, pages 131–186, 2011.
- [25] Elchanan Mossel and Joe Neeman. Robust dimension free isoperimetry in gaussian space. *The Annals of Probability*, 43(3):971–991, 2015.
- [26] David L Donoho and Iain M Johnstone. Ideal spatial adaptation by wavelet shrinkage. *Biometrika*, 81(3):425–455, 1994.
- [27] David L Donoho. De-noising by soft-thresholding. *IEEE transactions on information theory*, 41(3):613–627, 1995.
- [28] R Tyrrell Rockafellar and Roger J-B Wets. *Variational analysis*, volume 317. Springer Science & Business Media, 2009.
- [29] Peter L Bartlett, Michael I Jordan, and Jon D McAuliffe. Convexity, classification, and risk bounds. *Journal of the American Statistical Association*, 101(473):138–156, 2006.
- [30] Justin Khim and Po-Ling Loh. Adversarial risk bounds via function transformation. *arXiv preprint arXiv:1810.09519*, 2018.
- [31] Omar Montasser, Steve Hanneke, and Nathan Srebro. Vc classes are adversarially robustly learnable, but only improperly. *arXiv preprint arXiv:1902.04217*, 2019.
- [32] Huan Xu, Constantine Caramanis, and Shie Mannor. Robustness and regularization of support vector machines. *Journal of machine learning research*, 10(Jul):1485–1510, 2009.
- [33] Huan Xu, Constantine Caramanis, and Shie Mannor. Robust regression and lasso. In *Advances in Neural Information Processing Systems*, pages 1801–1808, 2009.
- [34] István Megyeri, István Hegedűs, and Márk Jelasity. Adversarial robustness of linear models: Regularization and dimensionality. In *ESANN 2019 - Proceedings, 27th European Symposium on Artificial Neural Networks, Computational Intelligence and Machine Learning*, pages 61–66, January 2019.
- [35] Alhussein Fawzi, Omar Fawzi, and Pascal Frossard. Analysis of classifiers’ robustness to adversarial perturbations. *Machine Learning*, 107(3):481–508, 2018.
- [36] Justin Gilmer, Luke Metz, Fartash Faghri, Samuel S. Schoenholz, Maithra Raghu, Martin Wattenberg, and Ian Goodfellow. The relationship between high-dimensional geometry and adversarial examples, 2018.
- [37] Ali Shafahi, W. Ronny Huang, Christoph Studer, Soheil Feizi, and Tom Goldstein. Are adversarial examples inevitable? In *International Conference on Learning Representations*, 2019.
- [38] Saeed Mahloujifar, Xiao Zhang, Mohammad Mahmoody, and David Evans. Empirically measuring concentration: Fundamental limits on intrinsic robustness. In *Advances in Neural Information Processing Systems*, pages 5210–5221, 2019.

- [39] Aditi Raghunathan, Sang Michael Xie, Fanny Yang, John Duchi, and Percy Liang. Understanding and mitigating the tradeoff between robustness and accuracy. *arXiv preprint arXiv:2002.10716*, 2020.
- [40] Eitan Richardson and Yair Weiss. A bayes-optimal view on adversarial examples. *arXiv preprint arXiv:2002.08859*, 2020.
- [41] Marco Tulio Ribeiro, Sameer Singh, and Carlos Guestrin. " why should i trust you?" explaining the predictions of any classifier. In *Proceedings of the 22nd ACM SIGKDD international conference on knowledge discovery and data mining*, pages 1135–1144, 2016.
- [42] Andre Esteva, Alexandre Robicquet, Bharath Ramsundar, Volodymyr Kuleshov, Mark DePristo, Katherine Chou, Claire Cui, Greg Corrado, Sebastian Thrun, and Jeff Dean. A guide to deep learning in healthcare. *Nature medicine*, 25(1):24–29, 2019.
- [43] Karen Hao. Training a single ai model can emit as much carbon as five cars in their lifetimes.
- [44] Anish Athalye, Nicholas Carlini, and David Wagner. Obfuscated gradients give a false sense of security: Circumventing defenses to adversarial examples. In *International Conference on Machine Learning*, pages 274–283, 2018.
- [45] Jérôme Bolte, Aris Daniilidis, and Adrian Lewis. The łojasiewicz inequality for nonsmooth subanalytic functions with applications to subgradient dynamical systems. *SIAM Journal on Optimization*, 17(4):1205–1223, 2007.
- [46] Aryeh Dvoretzky, Jack Kiefer, and Jacob Wolfowitz. Asymptotic minimax character of the sample distribution function and of the classical multinomial estimator. *The Annals of Mathematical Statistics*, pages 642–669, 1956.
- [47] Michael R Kosorok. *Introduction to empirical processes and semiparametric inference*. Springer Science & Business Media, 2007.
- [48] Galen R Shorack and Jon A Wellner. *Empirical processes with applications to statistics*. SIAM, 2009.

Appendices

A Preliminaries

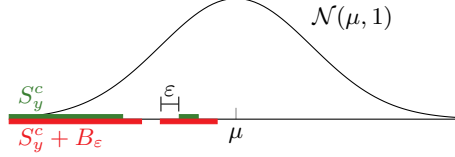
Denote the ball of radius ε with respect to norm $\|\cdot\|$ centered at the origin by B_ε , and the indicator function I . Further, if A and B are sets, then we will use the notation $A + B = \{a + b : a \in A, b \in B\}$ for the Minkowski sum; when $A = \{a\}$ contains a single element, we abbreviate it to $a + B$. In these terms, the robust risk with 0-1 loss (1) has another convenient form that we use heavily in the proofs:

$$R_{\text{rob}}(\hat{y}, \varepsilon, \|\cdot\|) = \mathbb{E}_y \Pr_{x|y} \{ \exists \delta: \|\delta\| \leq \varepsilon \quad \hat{y}(x + \delta) \neq y \} = \mathbb{E}_y \Pr_{x|y} \{ S_y^c(\hat{y}) + B_\varepsilon \}, \quad (16)$$

where $S_y^c(\hat{y}) := \{x : \hat{y}(x) \neq y\}$ is the *misclassification set* of classifier \hat{y} for class y , and

$$S_y^c(\hat{y}) + B_\varepsilon = \{x + \delta : \hat{y}(x) \neq y \text{ and } \|\delta\| \leq \varepsilon\} = \{x : \exists \|\delta\| \leq \varepsilon \quad \hat{y}(x + \delta) \neq y\}$$

is the corresponding *robust misclassification set*, illustrated for a single class by the following diagram.



Note that $S_y(\hat{y}) := \{x : \hat{y}(x) = y\}$ are, correspondingly, the classification sets or regions of the classifier \hat{y} .

B Optimal ℓ_2 robust two-class classifiers

For the two-class setting, we can write the robust risk $R_{\text{rob}}(\hat{y}, \varepsilon, \|\cdot\|) =: R(\hat{y}, \varepsilon)$ in the following way:

$$R(\hat{y}, \varepsilon) = \pi \cdot P_{x|y=+1}(S_{-1} + B_\varepsilon) + (1 - \pi) \cdot P_{x|y=-1}(S_{+1} + B_\varepsilon),$$

where we drop \hat{y} from S_{-1} and S_{+1} for convenience. Note that this expression holds for any binary classification problem, and in particular for the two-class Gaussian problem that we consider in this section.

Proof of Theorem 2.1. We assume without loss of generality that $\sigma = 1$.

Admissibility of linear classifiers. First, we claim the following: For any classifier \hat{y} , we can find a linear classifier $\hat{y}^*(x) = \text{sign}(x^\top w - c)$ for some $w \in \mathbb{R}^p$ and $c \in \mathbb{R}$ such that its robust risk is at most as much as that of the original classifier. More specifically, in the language of statistical decision theory, we claim that linear classifiers are *admissible*.

Lemma B.1 (Linear classifiers are admissible). *For any classifier \hat{y} , we can find a linear classifier $\hat{y}^*(x) = \text{sign}(x^\top w - c)$ whose robust risk is less than or equal to that of the original classifier:*

$$R(\hat{y}, \varepsilon) \geq R(\hat{y}^*, \varepsilon).$$

Moreover, we can take $w = \mu$.

The proof of this result is found later in this Appendix.

Optimal linear classifiers. Then we need to optimize among the linear classifiers. As in the proof of the previous result, it is enough to solve the 1-D problem. Thus, we want to find the value of the threshold c that minimizes

$$\begin{aligned} R(\hat{y}_c, \varepsilon) &= P(y = 1)P_{x|y=1}(x \leq c + \varepsilon) + P(y = -1)P_{x|y=-1}(x \geq c - \varepsilon) \\ &= P(y = 1)P_\mu(x \leq c + \varepsilon) + P(y = -1)P_{-\mu}(x \geq c - \varepsilon) \\ &= P(y = 1)P_{\mu-\varepsilon}(x \leq c) + P(y = -1)P_{-\mu+\varepsilon}(x \geq c). \end{aligned}$$

This is exactly the problem of non-robust classification between two Gaussians with means $\mu' = \mu - \varepsilon$ and its negation. Thus, effectively, robust classification reduces the value of the signal strength.

We assume below that $\mu' \geq 0$. Otherwise, one can verify that the robust risk takes its maximal possible value.

As is well known, the optimal classifier is Fisher's linear discriminant [e.g., 18, p. 216]:

$$\begin{aligned} \hat{y}_\varepsilon^*(x) &= \text{sign}[x \cdot (\mu - \varepsilon) - q/2] \\ &= \text{sign}\left[x - \frac{q}{2(\mu - \varepsilon)}\right] \end{aligned}$$

where $q = \ln[(1 - \pi)/\pi]$. □

Proof of Lemma B.1. We assume without loss of generality that $\sigma = 1$. We will show that by appropriately choosing a linear classifier, we can have both $P_{x|y=1}(S_{-1} + B_\varepsilon)$, $P_{x|y=-1}(S_1 + B_\varepsilon)$ be non-increasing:

$$\begin{aligned} P_+(\tilde{S}_{-1} + B_\varepsilon) &\leq P_+(S_{-1} + B_\varepsilon) \\ P_-(\tilde{S}_1 + B_\varepsilon) &\leq P_-(S_1 + B_\varepsilon). \end{aligned} \tag{17}$$

Recall that $x|y \sim \mathcal{N}(y\mu, 1)$. So we will abbreviate $P_{x|y=\pm 1} = P_\pm$.

Now, the well-known Gaussian concentration of measure (GCM) states that [19, 20, 21] the sets with minimal "concentration function" are the half-spaces. Specifically, the measurable sets solving the problem

$$\min_S P_\mu(S + B_\varepsilon) \text{ s.t. } P_\mu(S) = \alpha$$

are half-spaces (up to measure zero sets).

For simplicity, let us discuss the 1-D problem. However, the general problem is identical and can be reduced to the 1-D case. We can take $w = \mu$ and solve the problem projected into the 1-dimensional line $c\mu$, $c \in \mathbb{R}$. Then, projecting back, we can compute probabilities and distances for the multi-dimensional problem. It is not hard to see that the back-projection of the 1-D problem also solves the multi-dimensional problem.

In the 1-D case, suppose $\mu > 0$. The GCM states that there is a half-line $\tilde{S}_{-1} = (-\infty, c]$, which will serve as a new set $\tilde{y}^*(x) = -1$, such that

$$\begin{aligned} P_+(\tilde{S}_{-1} + B_\varepsilon) &\leq P_+(S_{-1} + B_\varepsilon) \\ P_+(\tilde{S}_{-1}) &= P_+(S_{-1}). \end{aligned}$$

Moreover, we can explicitly determine that $c = \mu + \Phi^{-1}(P_+(S_{-1}))$.

Similarly, using the GCM symmetrically, we find that there is a half-line $\tilde{S}_1 = [d, -\infty)$, which will serve as a new set $\tilde{y}^*(x) = 1$, such that

$$\begin{aligned} P_-(\tilde{S}_1 + B_\varepsilon) &\leq P_-(S_1 + B_\varepsilon) \\ P_-(\tilde{S}_1) &= P_-(S_1) \end{aligned}$$

Now, the question is if the two sets \tilde{S} can be can form the classification regions of a classifier. This would be true if they partition the real line. However, even if they do not partition it, we claim that they overlap. Thus, they can be shrunk to partition it, so the objectives in (17) still decrease.

To show that they overlap, it is enough to prove that their probability under one of the two measures, say P_- is at least unity. So we need:

$$\begin{aligned} P_-(\tilde{S}_1) + P_-(\tilde{S}_{-1}) &\geq 1 \\ P_-(S_1) + P_-(\tilde{S}_{-1}) &\geq 1 \\ P_-(\tilde{S}_{-1}) &\geq 1 - P_-(S_1) \\ P_-(\tilde{S}_{-1}) &\geq P_-(S_{-1}). \end{aligned}$$

Now note that $P_+(\tilde{S}_{-1}) = P_+(S_{-1})$, so the probability of the two sets coincides under P_+ . Moreover, $P_+ = \mathcal{N}(\mu, 1)$, $P_- = \mathcal{N}(-\mu, 1)$, $\mu > 0$, and $\tilde{S}_{-1} = (-\infty, c]$. Then, the Neyman-Pearson lemma states that \tilde{S}_{-1} maximizes the function $S \rightarrow P_-(S)$ (i.e., the power of a hypothesis test of P_+ against P_-), subject to fixed $P_+(S)$. Therefore, the inequality above is true. This shows that the two sets overlap, and thus finishes the claim that linear classifiers are admissible. \square

B.1 Connections to randomized classifiers

Adding random noise has been used as a heuristic to obtain robust classifiers [see e.g 22, 23]. While it has been shown to be attackable via gradient based methods [44], we can still study it as a heuristic. It turns out that it has connections to optimal robust classifiers in our models.

In this section, we suppose that the noise level in the data is σ^2 , so $x_i|y_i \sim \mathcal{N}(y_i\mu, \sigma^2 I_p)$. Suppose we add noise $Z \sim \mathcal{N}(0, \tau^2 I_p)$, for some $\tau^2 > 0$, and then train a standard classifier. Note that the Bayes-optimal classifier depends only on the SNR $s(\mu, \sigma^2) = \|\mu\|_2/\sigma$. Thus we get that the Bayes-optimal classifier with noise is the optimal ε -robust classifier if (assuming $\varepsilon < \|\mu\|_2$)

$$s(\|\mu\|_2, \sigma^2 + \tau^2) = s(\|\mu\|_2 - \varepsilon, \sigma^2)$$

or equivalently if

$$\tau = \sigma \sqrt{\frac{\|\mu\|_2^2}{(\|\mu\|_2 - \varepsilon)^2} - 1}.$$

Put it another way, our results show that robust classifiers reduce the signal strength. Equivalently, randomized classifiers increase the noise level. However, note that for this the added noise level has to be tuned very carefully.

B.2 Proof of mixture result for two-class problem

Proof of mixture result for two-class problem. Given a distribution Q over ε , we can try to minimize $R(\hat{y}, Q) = \mathbb{E}_{\varepsilon \sim Q} R(\hat{y}, \varepsilon)$. This leads to classifiers that can achieve various trade-offs between robustness to different sizes of perturbations. For instance, we can minimize $R(\hat{y}, 0) + \lambda \cdot R(\hat{y}, \varepsilon)$ for some $\lambda > 0$.

It is readily verified that Lemma B.1 still holds for $R(\hat{y}, Q)$, as long as Q is supported on $[0, \|\mu\|]$. This is because the linear classifier \hat{y} found in the proof of that result does not depend on ε , and reduces the ε robust risk for all $\varepsilon < \|\mu\|$. Hence, linear classifiers are admissible for $R(\hat{y}, Q)$.

However, in general there is no analytical expression for the optimal linear classifier. Following Theorem 2.1, it is readily verified that the threshold c in the optimal linear classifier is the unique solution of the equation $\mathbb{E}_{\mu'} \exp(-\mu'^2/2) [\pi \exp(c\mu') + (1 - \pi) \exp(-c\mu')] = 0$, where $\mu' = \mu - \varepsilon$, and $\varepsilon \sim Q$.

As before, it is enough to solve the 1-D problem. Thus, we want to find the value of the threshold c that minimizes

$$\begin{aligned} R(\hat{y}_c, Q) &= P(y = 1) \mathbb{E}_{\varepsilon \sim Q} P_{\mu - \varepsilon}(x \leq c) + P(y = -1) \mathbb{E}_{\varepsilon \sim Q} P_{-\mu + \varepsilon}(x \geq c) \\ &= \pi \cdot \mathbb{E}_{\varepsilon \sim Q} P_{\mu - \varepsilon}(x \leq c) + (1 - \pi) \cdot \mathbb{E}_{\varepsilon \sim Q} P_{-\mu + \varepsilon}(x \geq c) \\ &= \pi \cdot \mathbb{E}_{\mu'} P_{\mu'}(x \leq c) + (1 - \pi) \cdot \mathbb{E}_{\mu'} P_{-\mu'}(x \geq c). \end{aligned}$$

Differentiating with respect to c , we find that

$$\begin{aligned} R'(c) &:= dR(\hat{y}_c, Q)/dc = \pi \cdot \mathbb{E}_{\mu'} \phi(c - \mu') - (1 - \pi) \cdot \mathbb{E}_{\mu'} \phi(c + \mu') \\ &= (2\pi)^{-1/2} [\pi \cdot \mathbb{E}_{\mu'} \exp(-(c - \mu')^2/2) - (1 - \pi) \cdot \mathbb{E}_{\mu'} \exp(-(c + \mu')^2/2)]. \end{aligned}$$

Up to the factor $(2\pi)^{-1/2}$, and also factoring out the term $\exp[-c^2/2]$, which cannot be zero, we find that $R'(c) = 0$ iff

$$a(c) = \mathbb{E}_{\mu'} \exp[-\mu'^2/2] [\pi \cdot \exp(c\mu') - (1 - \pi) \cdot \exp(-c\mu')] = 0.$$

This is exactly the claimed equation for c . Now, it is not hard to see that $a(c)$ is strictly increasing with limits $\pm\infty$ at $\pm\infty$. Hence, the solution c exists and is unique. □

B.3 Extension to general covariance

A natural question is whether optimality extends to data with general covariance. To this end, suppose that the data is distributed according to the two-class Gaussian model with an invertible covariance matrix Σ so that $x_i \sim \mathcal{N}(y_i\mu, \Sigma)$. In this setting, we can study the setting when the difference between the population means aligns with the largest eigenvectors of Σ .

Theorem B.2 (Optimal robust classifiers, general covariance). *Consider finding ℓ_2 robust classifiers in the two-class Gaussian classification problem with data (x_i, y_i) , $i = 1, \dots, n$, where $y_i = \pm 1$, $x_i \sim \mathcal{N}(y_i\mu, \Sigma)$, where Σ is an invertible covariance matrix. Let V be the span of eigenvectors of Σ corresponding to its largest eigenvalue, and note that this is a nonempty linear space. Suppose that $\mu \in V$. The optimal ℓ_2 robust classifiers are linear classifiers*

$$\hat{y}^*(x) = \text{sign} \left(x^\top \mu \left[1 - \frac{\varepsilon}{\|\mu\|} \right] - \lambda^{1/2} \frac{q}{2} \right),$$

where λ is the largest eigenvalue of Σ , and the other symbols are as in Theorem 2.1.

This theorem generalizes the result of Theorem 2.1. When the covariance matrix $\Sigma = \sigma^2 I_p$ is diagonal, the optimal robust ℓ_2 classifier from Theorem B.2 is identical to that from Theorem 2.1.

Proof of Theorem B.2. The proof proceeds along the lines of Theorem 2.1, checking that it extends to this setting. We will only sketch the key steps.

The key insight is that ε -expansions in ℓ_2 norm now correspond to ε' -expansions in the Mahalanobis metric $d_\Sigma(a, b) = [(a - b)^\top \Sigma^{-1} (a - b)]^{1/2}$. Put it another way, by changing coordinates from $x \rightarrow \Sigma^{-1/2} x$, the ℓ_2 ball transforms to a Mahalanobis ball, i.e., an ellipsoid.

Now, the critical condition for us was to be able to find the optimal isoperimetric set, i.e., the one with minimal volume under ε -expansion. This is equivalent to a certain ε' expansion in Mahalanobis metric. It readily follows that the sets minimizing the expansion are hyperplanes orthogonal to the eigenvectors with *smallest* eigenvalues of Σ^{-1} . When expanded by the ellipsoid, these are extended by its minor axis. The required directions are equivalently the eigenvectors corresponding to the largest eigenvalues of Σ .

Next, the second critical step in the proof was to reduce the problem to a one-dimensional classification along the direction of μ . This can only happen if the eigenvectors align with μ . One can verify that the remaining steps go through. This finishes the proof. \square

B.4 Reducing to a lower-dimensional space

We can extend the above analysis to low-dimensional data. Suppose that the data x_i, y_i live in a lower dimensional linear space. For simplicity, suppose that $x_i = (x_i^1, 0_d)$, so only the first p' coordinates are nonzero, and the remaining $d := p - p'$ dimensions are zero. This is a model of a low-dimensional manifold. For rotationally invariant problems like ℓ_2 norm robustness, we can consider instead any low-dimensional manifold, and the same conclusions apply. However, for non-rotationally invariant problems like ℓ_∞ norm robustness (studied in detail later), the conclusions only apply to this specific space.

Intuitively, decision boundaries that are not perpendicular to the manifold $M = (x, 0_d)$ can have a larger “expansion” projected down into the manifold. Hence, their adversarial risk can be larger. This will imply that we can restrict to decision boundaries perpendicular to the manifold, and thus reduce the problem to the previous case. To this end, we provide the following lemma. We emphasize that this is a purely geometric fact, and holds for any classification problem (not just Gaussian), and any norm (not just ℓ_2 .)

Lemma B.3 (Low-dimensional classifiers are admissible). *Consider any classification problem and robust classifiers for the low-dimensional data model above. For any classifier \hat{y} , the low-dimensional classifier $\hat{y}^*(x_i^1, x_i^2) = \hat{y}(x_i^1, 0_d)$ has robust risk is less than or equal to that of the original classifier with respect to any norm $\|\cdot\|$:*

$$R(\hat{y}, \varepsilon) \geq R(\hat{y}^*, \varepsilon).$$

The above claim shows that for low-dimensional data as above, even if we have the data represented as full-length vectors, we can restrict to classifiers that depend only on the first coordinates. This reduces the problem to the one considered before, and all the results derived above are applicable. In particular, for a low-dimensional two-class Gaussian mixture, low-dimensional linear classifiers are optimal, under the previous conditions.

Proof of Lemma B.3. Suppose S_1 is the decision region $x : \hat{y}(x) = 1$ where the original classifier outputs the first class. The modified classifier \hat{y}^* makes the same decision as \hat{y} restricted to the first p' coordinates.

Then the decision region S_1^* where the modified classifier outputs the first class is the set of vectors $x = (x^1, x^2)$ such that $(x^1, 0) \in S_1 \cap M$. We can write S_1^* as the direct product $S_1^* = S_1^{*,p'} \times \mathbb{R}^d$.

Then, the ε -expansion of S_1^* within M is $S_1^{*,p'} + B_\varepsilon^{p'}$, where $B_\varepsilon^{p'}$ is a p' -dimensional ball, and we can compute the sum in p' -dimensional space. Then, it is readily verified that, by denoting R_d the restriction to the first p' coordinates of a subset of M (i.e., ignoring the last d zero coordinates),

$$S_1^{*,p'} + B_\varepsilon^{p'} \subset R_d[(S_1 + B_\varepsilon^p) \cap M],$$

or equivalently, viewing this as embedded in the p -dimensional space,

$$[S_1 \cap M] + (B_\varepsilon^{p'}, 0_d) \subset (S_1 + B_\varepsilon^p) \cap M.$$

Indeed, if $z \in [S_1 \cap M] + (B_\varepsilon^{p'}, 0)$, then $z = x + \delta$, where $x \in S_1 \cap M$ and $\delta \in (B_\varepsilon^{p'}, 0)$. Then it is clear that $z \in (S_1 + B_\varepsilon^p) \cap M$. Here we only use that $B_\varepsilon^{p'}$ is the restriction of the p -dimensional ε -ball B_ε^p onto the first p' coordinates. This shows that the ε -expansion of S_1 is contained within the ε -expansion of S_1^* . The same reasoning applies to S_{-1} .

This shows that the classifier \hat{y}^* has robust risk at most as large as that of the original classifier \hat{y} . This finishes the proof. \square

B.5 Approximately robust optimal classifiers via robust concentration

Our results characterize the optimal robust classifiers under certain conditions. It is natural to ask what the *approximately* optimal robust classifiers are. This seems to be a very challenging question. However, in some special cases, we can get some partial results, leveraging recent mathematical breakthroughs from *robust isoperimetry* [e.g., 24, 25]. Roughly speaking, these results show that if a set is approximately isoperimetric (in the sense that its boundary measure is close to being as small as possible given its volume), then it has to be close to a hyperplane. We will leverage these powerful tools in our work. It appears that our work may be one of the first ones to use them in a machine learning application.

Given the difficulty of the problem, we will restrict here to one-dimensional data. Let γ be the standard normal measure acting on measurable sets in \mathbb{R} , so $\gamma(S)$ is the Gaussian measure of S . For a measurable set S , let $\gamma^*(S)$ be the *Gaussian deficit* of S , that is the measure of the error of approximation with a half-line:

$$\gamma^*(S) = \inf_H \gamma(S \Delta H),$$

where the infimum is taken over half-lines. Note $\gamma^*(S) \geq 0$ with equality when S is a half-line almost surely. The following result shows that the robust risk of a classifier is larger than the usual Bayes risk plus a term linear in ε times the weighted average of the (squares of the deficits) of $S_{\pm 1} \pm \mu$. In short, if \hat{y} has small robust risk, then its decision regions must be close to half-lines.

Theorem B.4 (Approximately optimal robust classifiers). *Consider finding ℓ_2 robust classifiers in the two-class Gaussian classification problem with data (x_i, y_i) , $i = 1, \dots, n$, where $y_i = \pm 1$, $x_i = y_i \mu + \nu_i$. Consider a classifier whose classification regions are unions of intervals with endpoints contained in $[-M, M]$ and ε is less than the half-width of all intervals.*

Let $\tau = \tau(\varepsilon, M, \mu) = \varepsilon \exp[-((M + \mu)\varepsilon + \varepsilon^2/2)]$. Then, for some universal constant $c > 0$,

$$R(\hat{y}, \varepsilon) \geq R_{\text{Bayes}} + \tau \cdot c \cdot [\pi \cdot \gamma^*(S_{-1} - \mu)^2 + (1 - \pi) \cdot \gamma^*(S_1 + \mu)^2].$$

Proof. We will denote by ϕ the standard normal density in 1 dimensions, and recall Φ is the standard normal cdf. Let γ^+ be the boundary measure of measurable sets, defined precisely in [24, 25]. While this definition in general poses some technical challenges, we will only use it for unions of intervals $J = \cup_{k \in K} [a_k, b_k]$, where K is a countable (finite or infinite) index set and $a_k \leq b_k < a_{k+1}$ are the endpoints sorted in increasing order. The intervals can be open or closed. For such sets $\gamma^+(J) = \sum_k [\phi(a_k) + \phi(b_k)]$ is simply the sum of the values of the Gaussian density at the endpoints, which can be finite or infinite.

The *Gaussian isoperimetric profile* is commonly defined as $I = \phi \circ \Phi^{-1}$, and in this language the Gaussian isoperimetric inequality states that $I(\gamma(A)) \leq \gamma^+(A)$, with equality if A is a half-line.

Suppose J is a union of intervals in \mathbb{R} with all interval endpoints contained in $[-M, M]$. Then for any ε small enough that the ε expansion of J does not merge any intervals, i.e., $2\varepsilon < (a_{k+1} - b_k)$ for all k , we have

$$\gamma(J + B_\varepsilon) \geq \gamma(J) + \varepsilon \exp[-(M\varepsilon + \varepsilon^2/2)] \cdot \gamma^+(J). \quad (18)$$

This follows by first considering one interval $J = [a, b]$, and then summing over all intervals, noting that the non-intersection condition on ε guarantees that all terms are additive. To check the condition for an interval $J = [a, b]$, we get the following argument:

$$\begin{aligned} \gamma([a, b] + B_\varepsilon) &\geq \gamma([a, b]) + \varepsilon \exp[-(M\varepsilon + \varepsilon^2/2)] \cdot \gamma^+([a, b]) \\ \gamma([a - \varepsilon, b + \varepsilon]) &\geq \gamma([a, b]) + \varepsilon \exp[-(M\varepsilon + \varepsilon^2/2)] \cdot \gamma^+([a, b]) \\ \gamma([a - \varepsilon, a]) + \gamma([b, b + \varepsilon]) &\geq \varepsilon \exp[-(M\varepsilon + \varepsilon^2/2)] [\phi(a) + \phi(b)]. \end{aligned}$$

It is enough to verify that $\gamma([a - \varepsilon, a]) \geq \varepsilon \exp[-(M\varepsilon + \varepsilon^2/2)] \phi(a)$. This follows from

$$\begin{aligned} \gamma([a - \varepsilon, a]) &= \int_{a-\varepsilon}^a \phi(x) dx \\ &= \phi(a) \int_{a-\varepsilon}^a \phi(x)/\phi(a) dx = \phi(a) \int_{a-\varepsilon}^a \exp[(a^2 - x^2)/2] dx \\ &\geq \phi(a) \cdot \varepsilon \cdot \min_{x \in [a-\varepsilon, a]} \exp[(a^2 - x^2)/2] \\ &= \phi(a) \cdot \varepsilon \cdot \min_{u \in [-\varepsilon, 0]} \exp[(a^2 - (a - u)^2)/2]. \end{aligned}$$

Now $a^2 - (a - u)^2 = 2au - u^2$. Given that this is a concave function, the minimum occurs at one of the two endpoints of the interval $[-\varepsilon, 0]$. Hence, we have

$$\begin{aligned}\gamma([a - \varepsilon, a]) &\geq \phi(a) \cdot \varepsilon \cdot \min\{\exp(a\varepsilon - \varepsilon^2/2), 1\} \\ &\geq \phi(a) \cdot \varepsilon \cdot \exp[-(M\varepsilon + \varepsilon^2/2)].\end{aligned}$$

This proves the required bound. Suppose now that we have a classifier whose classification regions are unions of intervals. Suppose that the conditions for (18) hold for both S_1 and S_{-1} . Specifically, suppose that all interval endpoints are contained in $[-M, M]$ and $\varepsilon < (a_{k+1} - b_k)$ for all k .

Recall that the robust risk can be written as

$$R(\hat{y}, \varepsilon) = \pi \cdot \gamma(S_{-1} - \mu) + (1 - \pi) \cdot \gamma(S_1 + \mu).$$

Applying (18) to both classes, and denoting $M' = M + |\mu|$ be a bound on the shifted interval endpoints, we get

$$\begin{aligned}\gamma(S_1 + \mu + B_\varepsilon) &\geq \gamma(S_1 + \mu) + \varepsilon \exp[-(M'\varepsilon + \varepsilon^2/2)] \cdot \gamma^+(S_1 + \mu) \\ \gamma(S_{-1} - \mu + B_\varepsilon) &\geq \gamma(S_{-1} - \mu) + \varepsilon \exp[-(M'\varepsilon + \varepsilon^2/2)] \cdot \gamma^+(S_{-1} - \mu)\end{aligned}$$

Let $\tau = \tau(\varepsilon, M, \mu) = \varepsilon \exp[-(M'\varepsilon + \varepsilon^2/2)]$. Then, by taking a weighted average, we get the bound on the robust risk

$$R(\hat{y}, \varepsilon) \geq R(\hat{y}, 0) + \tau \cdot [\pi \cdot \gamma^+(S_{-1} - \mu) + (1 - \pi) \cdot \gamma^+(S_1 + \mu)].$$

Now, let us call the "excess" or "slack" of the a set S as the difference between its boundary measure and isoperimetric profile $\delta(S) = \gamma^+(S) - I(\gamma(S))$. The Gaussian isoperimetric inequality states $\delta(S) \geq 0$. Let us define $\delta_{\pm 1} = \delta(S_{\pm 1} \pm \mu)$ for the two classification regions. We conclude

$$R(\hat{y}, \varepsilon) \geq R(\hat{y}, 0) + \tau[\pi I(\gamma(S_{-1} - \mu)) + (1 - \pi)I(\gamma(S_1 + \mu))] \quad (19)$$

$$+ \tau \cdot [\pi \delta_{-1} + (1 - \pi) \delta_1]. \quad (20)$$

Now let us use the robust concentration inequalities. For a measurable set S , we the Gaussian deficit $\gamma^*(S)$ was defined as

$$\gamma^*(S) = \inf_H \gamma(S \Delta H)$$

where the infimum is taken over half-lines. Then the results of [24] state that

$$\gamma^*(S) \leq C\sqrt{\delta(S)}$$

for some constant C . Using this for $S_{\pm 1} \pm \mu$, we get that for some constant c

$$\pi \delta_{-1} + (1 - \pi) \delta_1 \geq c \cdot [\pi \gamma^*(S_{-1} - \mu)^2 + (1 - \pi) \gamma^*(S_1 + \mu)^2].$$

Plugging in to (19), and discarding the second term, we find that

$$R(\hat{y}, \varepsilon) \geq R(\hat{y}, 0) + \tau \cdot c \cdot [\pi \gamma^*(S_{-1} - \mu)^2 + (1 - \pi) \gamma^*(S_1 + \mu)^2].$$

It also follows that $R(\hat{y}, 0) \geq R_{\text{Bayes}}$. This gives the desired conclusion. \square

C Optimal ℓ_2 robust three-class classifiers

C.1 Proof of Theorem 2.2

We first reduce to a one-dimensional problem. Note that for $c_+ \geq c_-$ and $\|w\|_2 = 1$:

$$\begin{aligned}&\Pr_{x|y=1} \{ \exists \delta: \|\delta\|_2 \leq \varepsilon \quad \hat{y}_{\text{int}}(x + \delta; w, c_+, c_-) \neq 1 \} \\ &= \Pr_{x|y=1} (x^\top w < c_+ + \varepsilon) = \Pr_{\tilde{x} \sim \mathcal{N}(\mu^\top w, 1)} (\tilde{x} < c_+ + \varepsilon) \geq \Pr_{\tilde{x} \sim \mathcal{N}(\|\mu\|_2, 1)} (\tilde{x} < c_+ + \varepsilon), \\ &\Pr_{x|y=0} \{ \exists \delta: \|\delta\|_2 \leq \varepsilon \quad \hat{y}_{\text{int}}(x + \delta; w, c_+, c_-) \neq 0 \} \\ &= \Pr_{x|y=0} (x^\top w \geq c_+ - \varepsilon \text{ or } x^\top w \leq c_- + \varepsilon) = \Pr_{\tilde{x} \sim \mathcal{N}(0, 1)} (\tilde{x} \geq c_+ - \varepsilon \text{ or } \tilde{x} \leq c_- + \varepsilon), \\ &\Pr_{x|y=-1} \{ \exists \delta: \|\delta\|_2 \leq \varepsilon \quad \hat{y}_{\text{int}}(x + \delta; w, c_+, c_-) \neq -1 \} \\ &= \Pr_{x|y=-1} (x^\top w > c_- - \varepsilon) = \Pr_{\tilde{x} \sim \mathcal{N}(-\mu^\top w, 1)} (\tilde{x} > c_- - \varepsilon) \geq \Pr_{\tilde{x} \sim \mathcal{N}(-\|\mu\|_2, 1)} (\tilde{x} > c_- - \varepsilon),\end{aligned}$$

so $w = \mu/\|\mu\|_2$ is optimal, and the problem reduces to a one-dimensional problem with means at $-\|\mu\|_2$, zero and $+\|\mu\|_2$. We now proceed to derive optimal thresholds, working in one dimension to simplify notation.

The ε -robust risk for a linear classifier with thresholds $c_- \leq c_+$ is:

$$R_{\text{rob}}(c_-, c_+) = \pi_- \Pr_{-}(x > c_- - \varepsilon) + \pi_+ \Pr_{+}(x < c_+ + \varepsilon) + \pi_0 \Pr\{(x < c_- + \varepsilon) \cup (x > c_+ - \varepsilon)\},$$

where we drop the arguments ε and $\|\cdot\|_2$ from R_{rob} for simplicity, and \Pr_{-} , \Pr_0 and \Pr_{+} denote the conditional probabilities $\Pr_{x|y=-1}$, $\Pr_{x|y=0}$ and $\Pr_{x|y=1}$, respectively.

Consider first the region $\Omega_0 := \{(c_-, c_+) : c_- \leq c_+ \leq c_- + 2\varepsilon\}$ in which

$$R_{\text{rob}}(c_-, c_+) = \pi_- \Pr_{-}(x > c_- - \varepsilon) + \pi_+ \Pr_{+}(x < c_+ + \varepsilon) + \pi_0.$$

Since this function is decreasing in c_- and increasing in c_+ , it is minimized by $c_- = c_+$ here, effectively yielding a two-class problem between the negative and positive classes with minimizer

$$c_- = c_+ = \tilde{c} := \frac{\ln(\pi_-/\pi_+)}{2\mu - 2\varepsilon}. \quad (21)$$

Now consider $\Omega_1 := \{(c_-, c_+) : c_+ \geq c_- + 2\varepsilon\}$ in which $R_{\text{rob}}(c_-, c_+) = R_{\text{rob}}^-(c_-) + R_{\text{rob}}^+(c_+)$, where

$$R_{\text{rob}}^-(c_-) := \pi_- \Pr_{-}(x > c_- - \varepsilon) + \pi_0 \Pr_0(x < c_- + \varepsilon),$$

$$R_{\text{rob}}^+(c_+) := \pi_0 \Pr_0(x > c_+ - \varepsilon) + \pi_+ \Pr_{+}(x < c_+ + \varepsilon),$$

since $(x < c_- + \varepsilon) \cap (x > c_+ - \varepsilon) = \emptyset$ in this case. Now, R_{rob}^- is a scaled ε -robust risk for a two-class problem between the negative and zero classes, so it is decreasing in c_- until the critical point

$$\tilde{c}_- := -\frac{\mu}{2} - \frac{\ln(\pi_0/\pi_-)}{\mu - 2\varepsilon}, \quad (22)$$

after which it is increasing in c_- . Likewise R_{rob}^+ is decreasing in c_+ until the critical point

$$\tilde{c}_+ := +\frac{\mu}{2} + \frac{\ln(\pi_0/\pi_+)}{\mu - 2\varepsilon}, \quad (23)$$

after which it is increasing in c_+ . Hence, if the critical point $(\tilde{c}_-, \tilde{c}_+) \in \Omega_1$ then it is also globally optimal within Ω_1 . On the other hand, if $(\tilde{c}_-, \tilde{c}_+) \notin \Omega_1$ then the optimal value in Ω_1 must occur on the boundary $c_+ = c_- + 2\varepsilon$; any point off that boundary can necessarily be improved either by increasing c_- or by decreasing c_+ since either $c_- \leq \tilde{c}_-$ or $c_+ \geq \tilde{c}_+$ for any $(c_-, c_+) \in \Omega_1$ when $(\tilde{c}_-, \tilde{c}_+) \notin \Omega_1$.

Now we compare the minimizers from the regions Ω_0 and Ω_1 to find globally optimal thresholds. For this purpose, it turns out that $\alpha = \pi_0/\sqrt{\pi_- \pi_+}$ and $\gamma = \sqrt{\pi_+/\pi_-}$ provide a more convenient parameterization than π_- , π_0 and π_+ since they are decoupled; recall that $\pi_0 + \pi_- + \pi_+ = 1$ necessarily couples those parameters. Rewriting (21) to (23) in terms of α and γ yields

$$\tilde{c} = -\frac{\ln \gamma}{\mu - \varepsilon}, \quad \tilde{c}_- = -\frac{\mu}{2} - \frac{\ln \alpha}{\mu - 2\varepsilon} - \frac{\ln \gamma}{\mu - 2\varepsilon}, \quad \tilde{c}_+ = \frac{\mu}{2} + \frac{\ln \alpha}{\mu - 2\varepsilon} - \frac{\ln \gamma}{\mu - 2\varepsilon}.$$

Furthermore,

$$\tilde{c}_+ > \tilde{c}_- + 2\varepsilon \iff 0 < \frac{\tilde{c}_+ - \tilde{c}_-}{2} - \varepsilon = \frac{\mu - 2\varepsilon}{2} + \frac{\ln \alpha}{\mu - 2\varepsilon} \iff \alpha > \exp\{-(\mu - 2\varepsilon)^2/2\},$$

yielding a simple equivalent condition for $(\tilde{c}_-, \tilde{c}_+) \in \text{int } \Omega_1$. As a result, when $\alpha \leq \exp\{-(\mu - 2\varepsilon)^2/2\}$ the optimal value in Ω_1 occurs on the boundary $c_+ = c_- + 2\varepsilon$, but this boundary is also contained in Ω_0 so it is no worse than (21). Namely, (21) is optimal when $\alpha \leq \exp\{-(\mu - 2\varepsilon)^2/2\}$.

Now suppose $\alpha > \exp\{-(\mu - 2\varepsilon)^2/2\}$. In this case, $(\tilde{c}_-, \tilde{c}_+) \in \text{int } \Omega_1$ is optimal in Ω_1 , so we compare $R_{\text{rob}}(\tilde{c}, \tilde{c})$ with $R_{\text{rob}}(\tilde{c}_-, \tilde{c}_+) = R_{\text{rob}}^-(\tilde{c}_-) + R_{\text{rob}}^+(\tilde{c}_+)$. For this comparison, we study the sign of

$$\Delta := \frac{1}{\sqrt{\pi_- \pi_+}} \{R_{\text{rob}}^-(\tilde{c}_-) + R_{\text{rob}}^+(\tilde{c}_+) - R_{\text{rob}}(\tilde{c}, \tilde{c})\} = \tilde{R}_{\text{rob}}^-(\tilde{c}_-) + \tilde{R}_{\text{rob}}^+(\tilde{c}_+) - \tilde{R}_{\text{rob}}(\tilde{c}), \quad (24)$$

as a function of α , where

$$\tilde{R}_{\text{rob}}^-(c_-) := \frac{1}{\sqrt{\pi_- \pi_+}} R_{\text{rob}}^-(c_-) = \gamma^{-1} \Pr_{-}(x > c_- - \varepsilon) + \alpha \Pr_0(x < c_- + \varepsilon),$$

$$\tilde{R}_{\text{rob}}^+(c_+) := \frac{1}{\sqrt{\pi_- \pi_+}} R_{\text{rob}}^+(c_+) = \alpha \Pr_0(x > c_+ - \varepsilon) + \gamma \Pr_{+}(x < c_+ + \varepsilon),$$

$$\tilde{R}_{\text{rob}}(c) := \frac{1}{\sqrt{\pi_- \pi_+}} R_{\text{rob}}(c, c) = \gamma^{-1} \Pr_{-}(x > c - \varepsilon) + \gamma \Pr_{+}(x < c + \varepsilon) + \alpha,$$

are implicitly functions of α . Note first that $\Delta \geq 0$ when $\alpha = \exp\{-(\mu - 2\varepsilon)^2/2\}$ since, as established above, $R_{\text{rob}}(\tilde{c}, \tilde{c}) \leq R_{\text{rob}}^-(\tilde{c}_-) + R_{\text{rob}}^+(\tilde{c}_+)$ in this case. Next, when $\alpha > \exp\{-(\mu - 2\varepsilon)^2/2\}$

$$\begin{aligned} \frac{\partial \Delta(\alpha)}{\partial \alpha} &= \frac{\partial \tilde{R}_{\text{rob}}^-(\tilde{c}_-, \alpha)}{\partial \tilde{c}_-} \frac{\partial \tilde{c}_-}{\partial \alpha} + \frac{\partial \tilde{R}_{\text{rob}}^-(\tilde{c}_-, \alpha)}{\partial \alpha} + \frac{\partial \tilde{R}_{\text{rob}}^+(\tilde{c}_+, \alpha)}{\partial \tilde{c}_+} \frac{\partial \tilde{c}_+}{\partial \alpha} + \frac{\partial \tilde{R}_{\text{rob}}^+(\tilde{c}_+, \alpha)}{\partial \alpha} - \frac{\partial \tilde{R}_{\text{rob}}(\tilde{c}, \alpha)}{\partial \alpha} \\ &= \Pr_0(x < \tilde{c}_- + \varepsilon) + \Pr_0(x > \tilde{c}_+ - \varepsilon) - 1 < 0, \end{aligned}$$

where we make the dependence on α explicit, the equality holds because \tilde{c}_- and \tilde{c}_+ are critical points of R_{rob}^- and R_{rob}^+ , respectively, and the inequality holds because $\tilde{c}_- + \varepsilon < \tilde{c}_+ - \varepsilon$ for $\alpha > \exp\{-(\mu - 2\varepsilon)^2/2\}$. Moreover, $\partial \Delta(\alpha)/\partial \alpha$ is a strictly decreasing function in α in this regime so $\Delta < 0$ eventually. Thus Δ has exactly one root with respect to α in this domain, i.e., a unique $\alpha^* \geq \exp\{-(\mu - 2\varepsilon)^2/2\}$ for which $\Delta = 0$. For $\alpha < \alpha^*$, $\Delta > 0$ and $\Delta < 0$ for $\alpha > \alpha^*$. When $\varepsilon = 0$, $\alpha^* = \exp(-\mu^2/2)$ since then $\tilde{c}_+ = \tilde{c}_- = \tilde{c}$ and

$$\begin{aligned} \Delta &= \tilde{R}_{\text{rob}}^-(\tilde{c}_-) + \tilde{R}_{\text{rob}}^+(\tilde{c}_+) - \tilde{R}_{\text{rob}}(\tilde{c}) \\ &= \gamma^{-1} \Pr_-(x > \tilde{c}) + \alpha \Pr_0(x < \tilde{c}) + \alpha \Pr_0(x > \tilde{c}) + \gamma \Pr_+(x < \tilde{c}) - \{\gamma^{-1} \Pr_-(x > \tilde{c}) + \gamma \Pr_+(x < \tilde{c}) + \alpha\} \\ &= 0. \end{aligned}$$

Finally, \tilde{c} produces the optimal two-class threshold so

$$\begin{aligned} R_{\text{rob}}(\tilde{c}, \tilde{c}) &= \pi_0 + \pi_- \Pr_-(x > \tilde{c} - \varepsilon) + \pi_+ \Pr_+(x < \tilde{c} + \varepsilon) \\ &= \pi_0 + (\pi_+ + \pi_-) \left\{ \frac{\pi_-}{\pi_+ + \pi_-} \Pr_-(x > \tilde{c} - \varepsilon) + \frac{\pi_+}{\pi_+ + \pi_-} \Pr_+(x < \tilde{c} + \varepsilon) \right\} \\ &= \pi_0 + (\pi_+ + \pi_-) R_{\text{rob}}^*\left(\mu, \frac{\pi_+}{\pi_+ + \pi_-}; \varepsilon\right), \end{aligned}$$

and when $\alpha \geq \exp\{-(\mu - 2\varepsilon)^2/2\}$ we have $\tilde{c}_+ \geq \tilde{c}_- + 2\varepsilon$ so

$$\begin{aligned} R_{\text{rob}}(\tilde{c}_-, \tilde{c}_+) &= R_{\text{rob}}^-(\tilde{c}_-) + R_{\text{rob}}^+(\tilde{c}_+) \\ &= \pi_+ \Pr_+(x < \tilde{c}_+ + \varepsilon) + \pi_0 \Pr_0(x > \tilde{c}_+ - \varepsilon) + \pi_0 \Pr_0(x < \tilde{c}_- + \varepsilon) + \pi_- \Pr_-(x > \tilde{c}_- - \varepsilon) \\ &= (\pi_+ + \pi_0) \left\{ \frac{\pi_0}{\pi_+ + \pi_0} \Pr_0(x > \tilde{c}_+ - \varepsilon) + \frac{\pi_+}{\pi_+ + \pi_0} \Pr_+(x < \tilde{c}_+ + \varepsilon) \right\} \\ &\quad + (\pi_- + \pi_0) \left\{ \frac{\pi_-}{\pi_- + \pi_0} \Pr_-(x > \tilde{c}_- - \varepsilon) + \frac{\pi_0}{\pi_- + \pi_0} \Pr_0(x < \tilde{c}_- + \varepsilon) \right\} \\ &= (\pi_+ + \pi_0) R_{\text{rob}}^*\left(\frac{\mu}{2}, \frac{\pi_+}{\pi_+ + \pi_0}; \varepsilon\right) + (\pi_- + \pi_0) R_{\text{rob}}^*\left(\frac{\mu}{2}, \frac{\pi_-}{\pi_- + \pi_0}; \varepsilon\right), \end{aligned}$$

since \tilde{c}_+ and \tilde{c}_- are, respectively, optimal two-class thresholds for: i) between the zero and positive classes and ii) between the zero and negative classes. Substituting these into (24) yields

$$\begin{aligned} \Delta &= \frac{1}{\sqrt{\pi_- \pi_+}} \{R_{\text{rob}}^-(\tilde{c}_-) + R_{\text{rob}}^+(\tilde{c}_+) - R_{\text{rob}}(\tilde{c}, \tilde{c})\} \\ &= (\gamma + \alpha) R_{\text{rob}}^*\left(\frac{\mu}{2}, \frac{\gamma}{\gamma + \alpha}; \varepsilon\right) + (\gamma^{-1} + \alpha) R_{\text{rob}}^*\left(\frac{\mu}{2}, \frac{\gamma^{-1}}{\gamma^{-1} + \alpha}; \varepsilon\right) - \alpha \\ &\quad - (\gamma + \gamma^{-1}) R_{\text{rob}}^*\left(\mu, \frac{\gamma}{\gamma + \gamma^{-1}}; \varepsilon\right), \end{aligned}$$

and re-arranging gives (10).

C.2 Counter-example

It is tempting to hope that Theorem 2.3 holds without the condition

$$\inf \{|x_+ - x_-| : \hat{y}(x_+) = 1 \text{ and } \hat{y}(x_-) = -1\} > 2\varepsilon,$$

but it does not; we provide a counter-example here. Let $\mu = 1$, $\varepsilon = 0.3$, $\pi_0 = 0.1$, $\pi_- = 0.65$ and $\pi_+ = 0.25$, and consider the classifier

$$\hat{y}(x) = \begin{cases} -1, & \text{if } x < 1, \\ 1, & \text{if } 1 \leq x < 2.15, \\ 0, & \text{if } 2.15 \leq x < 4, \\ 1, & \text{if } x \geq 4. \end{cases}$$

For this classifier, the robust misclassification probabilities are:

$$\begin{aligned}\mathcal{M}_- &= \Pr_{x|y=-1} \{\exists \delta: \|\delta\|_2 \leq \varepsilon \quad \hat{y}(x + \delta) \neq -1\} = \Pr_{x|y=-1} (x \geq 1 - 0.3) \approx 0.0446, \\ \mathcal{M}_0 &= \Pr_{x|y=0} \{\exists \delta: \|\delta\|_2 \leq \varepsilon \quad \hat{y}(x + \delta) \neq 0\} = \Pr_{x|y=0} (x < 2.15 + 0.3) + \Pr_{x|y=0} (x \geq 4 - 0.3) \approx 0.9930, \\ \mathcal{M}_+ &= \Pr_{x|y=1} \{\exists \delta: \|\delta\|_2 \leq \varepsilon \quad \hat{y}(x + \delta) \neq 1\} \\ &= \Pr_{x|y=1} (x < 1 + 0.3) + \Pr_{x|y=1} (2.15 - 0.3 \leq x < 4 + 0.3) \approx 0.8151.\end{aligned}$$

Now for a linear classifier

$$\tilde{y}(x) = \begin{cases} -1, & \text{if } x < c_-, \\ 0, & \text{if } c_- \leq x < c_+, \\ 1, & \text{if } x \geq c_+, \end{cases}$$

to match the robust misclassifications \mathcal{M}_- and \mathcal{M}_+ , i.e., have robust misclassification no worse on the negative and positive classes, the thresholds must satisfy

$$c_- \geq \tilde{c}_- := \bar{\Phi}^{-1}(\mathcal{M}_-) - \mu + \varepsilon \approx 1.000, \quad c_+ \leq \tilde{c}_+ := \Phi^{-1}(\mathcal{M}_+) + \mu - \varepsilon \approx 1.597,$$

where Φ is the cumulative distribution function of the standard normal, $\bar{\Phi} := 1 - \Phi$, and Φ^{-1} and $\bar{\Phi}^{-1}$ are their inverses. Otherwise, if $c_- < \tilde{c}_-$ then

$$\Pr_{x|y=-1} \{\exists \delta: \|\delta\|_2 \leq \varepsilon \quad \tilde{y}(x + \delta) \neq -1\} = \Pr_{x|y=-1} (x \geq c_- - \varepsilon) > \Pr_{x|y=-1} (x \geq \tilde{c}_- - \varepsilon) = \mathcal{M}_-,$$

and likewise if $c_+ > \tilde{c}_+$ then

$$\Pr_{x|y=1} \{\exists \delta: \|\delta\|_2 \leq \varepsilon \quad \tilde{y}(x + \delta) \neq 1\} = \Pr_{x|y=1} (x < c_+ + \varepsilon) > \Pr_{x|y=1} (x < \tilde{c}_+ + \varepsilon) = \mathcal{M}_+.$$

However, if $c_- \geq \tilde{c}_-$ and $c_+ \leq \tilde{c}_+$ then

$$\begin{aligned}\Pr_{x|y=0} \{\exists \delta: \|\delta\|_2 \leq \varepsilon \quad \tilde{y}(x + \delta) \neq 0\} \\ = \Pr_{x|y=0} (x < c_- + \varepsilon \text{ or } x > c_+ - \varepsilon) \geq \Pr_{x|y=0} (x < \tilde{c}_- + \varepsilon \text{ or } x > \tilde{c}_+ - \varepsilon) = 1 > \mathcal{M}_0,\end{aligned}$$

since $\tilde{c}_- + \varepsilon \geq \tilde{c}_+ - \varepsilon$ here. Hence, there is no choice of c_- and c_+ , i.e., there is no linear classifier \tilde{y} , that matches the robust misclassification of \hat{y} for *all* classes simultaneously.

C.3 Proof of Theorem 2.3

Let $\hat{y} : \mathbb{R}^p \rightarrow \{-1, 0, 1\}$ be such that

$$\inf \{|x_+ - x_-| : \hat{y}(x_+) = 1 \text{ and } \hat{y}(x_-) = -1\} > 2\varepsilon,$$

and define

$$c_- := \Phi^{-1} \left[1 - \Pr\{\hat{y}(x) \neq -1\} \right] - \|\mu\|_2, \quad c_+ := \Phi^{-1} \left[\Pr\{\hat{y}(x) \neq 1\} \right] + \|\mu\|_2,$$

where Φ is the cumulative distribution functions of the standard normal, and where for convenience we denote the conditional probabilities $\Pr_{x|y=-1}$, $\Pr_{x|y=0}$ and $\Pr_{x|y=1}$ by \Pr_- , \Pr_0 and \Pr_+ , respectively. Namely, c_- and c_+ match the misclassification rates of \hat{y} on the negative and positive classes:

$$\Pr_- \{x^\top (\mu / \|\mu\|_2) > c_-\} = \Pr_- \{\hat{y}(x) \neq -1\}, \quad \Pr_+ \{x^\top (\mu / \|\mu\|_2) < c_+\} = \Pr_+ \{\hat{y}(x) \neq 1\}.$$

We first show that $c_- \leq c_+$. Note that the Neyman-Pearson lemma yields

$$\Pr_0 \{x^\top (\mu / \|\mu\|_2) > c_-\} \geq \Pr_0 \{\hat{y}(x) \neq -1\}, \quad \Pr_0 \{x^\top (\mu / \|\mu\|_2) < c_+\} \geq \Pr_0 \{\hat{y}(x) \neq 1\},$$

since the thresholds c_- and c_+ respectively yield likelihood ratio tests that reject the negative class and positive class in favor of the zero class at significance levels matching those of \hat{y} . As a result,

$$\Pr_0 \{x^\top (\mu / \|\mu\|_2) > c_-\} + \Pr_0 \{x^\top (\mu / \|\mu\|_2) < c_+\} \geq \Pr_0 \{\hat{y}(x) \neq -1\} + \Pr_0 \{\hat{y}(x) \neq 1\} \geq 1,$$

and so we conclude that $c_- \leq c_+$. Since $c_- \leq c_+$, the linear classifier

$$\tilde{y}(x) = \begin{cases} -1 & \text{if } x^\top (\mu / \|\mu\|_2) \leq c_-, \\ 0 & \text{if } c_- < x^\top (\mu / \|\mu\|_2) \leq c_+, \\ +1 & \text{if } x^\top (\mu / \|\mu\|_2) > c_+, \end{cases}$$

is well defined, so now it remains to show that $\Pr_{x|y}\{S_y^c(\tilde{y}) + B_\varepsilon\} \leq \Pr_{x|y}\{S_y^c(\hat{y}) + B_\varepsilon\}$ for $y \in \{-1, 0, 1\}$.

Applying Gaussian concentration to the construction of c_- and c_+ immediately yields

$$\Pr_{-}\{S_{-}^c(\tilde{y}) + B_\varepsilon\} \leq \Pr_{-}\{S_{-}^c(\hat{y}) + B_\varepsilon\}, \quad \Pr_{+}\{S_{+}^c(\tilde{y}) + B_\varepsilon\} \leq \Pr_{+}\{S_{+}^c(\hat{y}) + B_\varepsilon\},$$

so the result is shown for the negative and positive classes. For the zero class,

$$\begin{aligned} \Pr_0\{S_0^c(\tilde{y}) + B_\varepsilon\} &= \Pr_0[\{S_{-}(\tilde{y}) + B_\varepsilon\} \cup \{S_{+}(\tilde{y}) + B_\varepsilon\}] \\ &\leq \Pr_0\{S_{-}(\tilde{y}) + B_\varepsilon\} + \Pr_0\{S_{+}(\tilde{y}) + B_\varepsilon\}. \end{aligned}$$

Applying Gaussian concentration again yields

$$\Pr_0\{S_{-}(\tilde{y}) + B_\varepsilon\} \leq \Pr_0\{S_{-}(\hat{y}) + B_\varepsilon\}, \quad \Pr_0\{S_{+}(\tilde{y}) + B_\varepsilon\} \leq \Pr_0\{S_{+}(\hat{y}) + B_\varepsilon\},$$

so we have the result for the zero class:

$$\begin{aligned} \Pr_0\{S_0^c(\tilde{y}) + B_\varepsilon\} &\leq \Pr_0\{S_{-}(\tilde{y}) + B_\varepsilon\} + \Pr_0\{S_{+}(\tilde{y}) + B_\varepsilon\} \\ &\leq \Pr_0\{S_{-}(\hat{y}) + B_\varepsilon\} + \Pr_0\{S_{+}(\hat{y}) + B_\varepsilon\} = \Pr_0\{S_0^c(\hat{y}) + B_\varepsilon\}, \end{aligned}$$

where the construction of ε gives $\{S_{-}(\hat{y}) + B_\varepsilon\} \cap \{S_{+}(\hat{y}) + B_\varepsilon\} = \emptyset$, yielding the final equality.

D Optimal ℓ_∞ robust two-class classifiers

D.1 Proof of Corollary 3.1

This follows because ℓ_∞ norm is upper bounded by the ℓ_2 norm. Thus for any fixed ε , the ℓ_∞ robust risk is upper bounded by the ℓ_2 robust risk:

$$\begin{aligned} R(\hat{y}, \varepsilon, \|\cdot\|_\infty) &\geq R(\hat{y}, \varepsilon, \|\cdot\|_2) \\ R^*(\varepsilon, \|\cdot\|_\infty) &\geq R^*(\varepsilon, \|\cdot\|_2). \end{aligned}$$

From Theorem 2.1, we know the optimal ℓ_2 robust classifiers, i.e., the ones minimizing the upper bound, are based on $x_j \cdot [\mu_j - \varepsilon]$. Now, it follows that for the decision sets S_i of these classifiers (axis aligned half-planes), $S_i + B_{2,\varepsilon} = S_i + B_{\infty,\varepsilon}$, where $B_{q,\varepsilon}$ denotes the ε -ball in the ℓ_q norm. Thus, the ℓ_∞ robust risk is *equal* to the ℓ_2 risk for this specific classifier. This implies that it also minimizes the ℓ_∞ risk, and that the two risks are the same:

$$R^*(\varepsilon, \|\cdot\|_\infty) = R^*(\varepsilon, \|\cdot\|_2).$$

This finishes the proof.

D.2 Proof of Theorem 3.2

Recall our general formula:

$$R(\hat{y}, \varepsilon) = \pi \cdot P_{x|y=1}(S_{-1} + B_\varepsilon) + (1 - \pi) \cdot P_{x|y=-1}(S_1 + B_\varepsilon).$$

Take a linear classifier $\hat{y}^*(x) = \text{sign}(x^\top w - c)$ for some w, c , and $P_{x|y} = \mathcal{N}(y\mu, I_p)$. Then S_1 is the set of datapoints such that $x^\top w - c \geq 0$. So, $S_1 + B_\varepsilon$ is the set of datapoints such that $x^\top w - c \geq -\varepsilon\|w\|_1$. Thus, restricting without loss of generality to w such that $\|w\|_2 = 1$,

$$\begin{aligned} R(w, c; \varepsilon) &= \pi \cdot P_{\mathcal{N}(\mu, I)}(x^\top w - c \leq \varepsilon\|w\|_1) + (1 - \pi) \cdot P_{\mathcal{N}(-\mu, I)}(x^\top w - c \geq -\varepsilon\|w\|_1) \\ &= \pi \cdot \Phi\left(c + \varepsilon\|w\|_1 - \mu^\top w\right) + (1 - \pi) \cdot \Phi\left(-c + \varepsilon\|w\|_1 - \mu^\top w\right). \end{aligned}$$

The minimizer is

$$c^* = \frac{q}{2 \cdot (\mu^\top w - \varepsilon\|w\|_1)}$$

where recall that $q = \log[(1 - \pi)/\pi]$. This applies when $\mu^\top w - \varepsilon\|w\|_1 > 0$. If that does not happen, then the weight w is not aligned properly with the problem, in the sense that it reduces the "effective" effect size to a negative value. Thus, we do not need to consider those cases.

Another way to put this is that for a weight w with unit norm $\|w\|_2 = 1$, a linear classifier reduces the effect size from $\mu^\top w$ (which we can assume to be positive, without loss of generality, by flipping the sign if needed), to $\mu^\top w - \varepsilon\|w\|_1$. So we can solve the problem:

$$\begin{aligned} \sup_w \mu^\top w - \varepsilon\|w\|_1 \\ \text{s.t. } \|w\|_2 = 1. \end{aligned}$$

First, we can WLOG restrict to weights w which have the same sign as μ , because for any w , flipping a sign of a coordinate such that it has the same sign as μ_i increases (or does not decrease, in the extreme case where μ_i or w_i are zero), the objective. Moreover, we can also solve first the problem where all coordinates of μ are non-negative. (Then we can flip the signs of w according to the sign of μ to recover the solution).

These simplifications lead to the problem with $\mu_i \geq 0$

$$\begin{aligned} \sup_w \sum_i [\mu_i - \varepsilon] \cdot w_i \\ \text{s.t. } \|w\|_2 = 1, w_i \geq 0. \end{aligned}$$

If, for some i , $\mu_i - \varepsilon \leq 0$, then we need to set $w_i = 0$. For the remaining coordinates, we can upper bound the objective value by the Cauchy-Schwarz inequality: $v^\top w \leq \|v\|_2 \cdot \|w\|_2 = \|v\|_2$; with $v = \mu - \varepsilon \cdot 1$ restricted to the positive coordinates. Moreover, to satisfy the unit norm constraint, we need to set $w^* = v/\|v\|_2$.

More generally, with negative coordinates, the solution will depend on the *soft thresholding* operator $v = \eta(\mu, \lambda)$ well known in signal processing and statistics.

Specifically, we will have $v = \eta(\mu, \varepsilon)$, and $w = v/\|v\|_2$. Then we also get

$$c^* = \frac{q}{2 \cdot (\mu^\top w - \varepsilon \|w\|_1)} = \frac{q}{2 \cdot \|\eta(\mu, \varepsilon)\|}$$

This shows that the optimal classifier is $\text{sign}\{\eta(\mu, \varepsilon)^\top x - q/2\}$, as desired.

E Optimal ℓ_∞ robust three-class classifiers

E.1 Analogue of Corollary 3.1 for three classes

Corollary E.1 (Optimal interval ℓ_∞ robust classifiers for 1-sparse means – three classes). *Suppose data (x, y) are from the three-class Gaussian model of Section 2.2, μ has one non-zero coordinate $\mu_j > 0$ (μ is 1-sparse), and $\varepsilon < \mu_j/2$. An optimal interval ℓ_∞ robust classifier uses only the corresponding coordinate:*

$$\hat{y}_{\text{int}}^*(x) := \hat{y}_{\text{int}}(x_j; 1, c_+^*, c_-^*),$$

where the thresholds $c_+^* \geq c_-^*$ are one of two options.

Case 1. If $\pi_0 \leq \alpha^ \sqrt{\pi_-/\pi_+}$, then the thresholds are equal, i.e., $c_+^* = c_-^*$, with value*

$$c_+^* = c_-^* = \ln(\pi_-/\pi_+)/ (2\mu_j - 2\varepsilon).$$

Case 2. Otherwise, the thresholds are 2ε apart, i.e., $c_+^ - c_-^* > 2\varepsilon$, with values*

$$c_+^* = +\mu_j/2 + \ln(\pi_0/\pi_+)/(\mu_j - 2\varepsilon), \quad c_-^* = -\mu_j/2 - \ln(\pi_0/\pi_-)/(\mu_j - 2\varepsilon).$$

The cutoff α^ between these two cases is the unique solution to the equation:*

$$\begin{aligned} & (\gamma + \gamma^{-1}) R_{\text{rob}}^*\{\mu_j, \gamma/(\gamma + \gamma^{-1}); \varepsilon\} \\ &= (\gamma + \alpha) R_{\text{rob}}^*\{\mu_j/2, \gamma/(\gamma + \alpha); \varepsilon\} + (\gamma^{-1} + \alpha) R_{\text{rob}}^*\{\mu_j/2, \gamma^{-1}/(\gamma^{-1} + \alpha); \varepsilon\} - \alpha, \end{aligned}$$

in the domain $\alpha \geq \exp\{-(\mu_j - 2\varepsilon)^2/2\}$ with $\gamma := \sqrt{\pi_+/\pi_-}$; $\alpha^ = \exp(-\mu_j^2/2)$ when $\varepsilon = 0$.*

Proof. As before, $R_{\text{rob}}(\hat{y}, \varepsilon, \|\cdot\|_\infty) \geq R_{\text{rob}}(\hat{y}, \varepsilon, \|\cdot\|_2)$ for any classifier \hat{y} and radius ε . Now, by Theorem 2.2 the weights $w^* := \mu/\|\mu\|_2$ optimize $R_{\text{rob}}\{\hat{y}_{\text{int}}(x; w^*, c_+^*, c_-^*), \varepsilon, \|\cdot\|_2\}$ where the formulae for the two cases of c_+^* and c_-^* , as well as the cutoff α^* , are simplified by noting that $\|\mu\|_2 = \mu_j$. Moreover,

$$\hat{y}_{\text{int}}^*(x) := \hat{y}_{\text{int}}(x; w^*, c_+^*, c_-^*) = \hat{y}_{\text{int}}(x^\top w^*; 1, c_+^*, c_-^*) = \hat{y}_{\text{int}}(x_j; 1, c_+^*, c_-^*),$$

since w^* has one non-zero coordinate $w_j^* = 1$ (w^* is 1-sparse). Finally,

$$R_{\text{rob}}(\hat{y}_{\text{int}}^*, \varepsilon, \|\cdot\|_\infty) = R_{\text{rob}}(\hat{y}_{\text{int}}^*, \varepsilon, \|\cdot\|_2)$$

since $S_y^c(\hat{y}_{\text{int}}^*) + B_{2,\varepsilon} = S_y^c(\hat{y}_{\text{int}}^*) + B_{\infty,\varepsilon}$ for $y \in \{-1, 0, 1\}$; the misclassification sets are coordinate-aligned. Thus, it follows that \hat{y}_{int}^* also optimizes $R_{\text{rob}}(\hat{y}_{\text{int}}^*, \varepsilon, \|\cdot\|_\infty)$. \square

E.2 Analogue of Theorem 3.2 for three classes

Theorem E.2 (Optimal linear ℓ_∞ robust classifiers – three classes). *Suppose data (x, y) are from the three-class Gaussian model of Section 2.2 and $\varepsilon < \|\mu\|_\infty/2$. An optimal interval ℓ_∞ robust classifier is either:*

1. $\hat{y}_{\text{int}}\{x; \eta_\varepsilon(\mu), c^*, c^*\}$, where $c^* = \ln(\pi_-/\pi_+)/2$, or
2. $\hat{y}_{\text{int}}\{x; \eta_{2\varepsilon}(\mu), c_+^*, c_-^*\}$, where $c_\pm^* = \pm \eta_{2\varepsilon}(\mu)^\top \mu / 2 \pm \ln(\pi_0/\pi_\pm)$,

where the second case is only valid when feasible, i.e., when $c_+^* \geq c_-^*$.

Proof. For any $w \in \mathbb{R}^p$ with $\|w\|_2 = 1$, the interval classifier is $\hat{y}_{\text{int}}(x; w, c_+, c_-) = \hat{y}_{\text{int}}(x^\top w; 1, c_+, c_-)$, so the problem effectively reduces to a one-dimensional problem with new variable $\tilde{x}_w := x^\top w \in \mathbb{R}$, which is the mixture of Gaussians $\tilde{x}_w | y \sim \mathcal{N}(yw^\top \mu, 1)$, where $\varepsilon\|w\|_1$ is the corresponding one-dimensional perturbation.

Hence, the robust risk we seek to minimize with respect to weights $\|w\|_2 = 1$ and thresholds $c_+ \geq c_-$ is

$$\begin{aligned}
\tilde{R}(w, c_+, c_-) &:= R_{\text{rob}}\{\hat{y}_{\text{int}}(\tilde{x}_w; 1, c_+, c_-), \varepsilon\|w\|_1\} \\
&= \pi_- \Pr_{\tilde{x}_w|y=-1}(\tilde{x}_w > c_- - \varepsilon\|w\|_1) + \pi_+ \Pr_{\tilde{x}_w|y=1}(\tilde{x}_w < c_+ + \varepsilon\|w\|_1) \\
&\quad + \pi_0 \Pr_{\tilde{x}_w|y=0}(\tilde{x}_w \leq c_- + \varepsilon\|w\|_1 \text{ or } \tilde{x}_w \geq c_+ - \varepsilon\|w\|_1) \\
&= \pi_- \Pr_{\tilde{x}_w|y=-1}(\tilde{x}_w > c_- - \varepsilon\|w\|_1) + \pi_+ \Pr_{\tilde{x}_w|y=1}(\tilde{x}_w < c_+ + \varepsilon\|w\|_1) \\
&\quad + \pi_0 \min\left\{1, \Pr_{\tilde{x}_w|y=0}(\tilde{x}_w \leq c_- + \varepsilon\|w\|_1) + \Pr_{\tilde{x}_w|y=0}(\tilde{x}_w \geq c_+ - \varepsilon\|w\|_1)\right\} \\
&= \pi_- \bar{\Phi}(c_- - \varepsilon\|w\|_1 + w^\top \mu) + \pi_+ \Phi(c_+ + \varepsilon\|w\|_1 - w^\top \mu) \\
&\quad + \pi_0 \min\{1, \Phi(c_- + \varepsilon\|w\|_1) + \bar{\Phi}(c_+ - \varepsilon\|w\|_1)\} \\
&= \min\{\tilde{R}_1(w, c_+, c_-), \tilde{R}_2(w, c_+, c_-)\},
\end{aligned}$$

where Φ is the normal CDF, its complement is $\bar{\Phi} := 1 - \Phi$, and

$$\begin{aligned}
\tilde{R}_1(w, c_+, c_-) &:= \pi_- \bar{\Phi}(c_- - \varepsilon\|w\|_1 + w^\top \mu) + \pi_+ \Phi(c_+ + \varepsilon\|w\|_1 - w^\top \mu) + \pi_0, \\
\tilde{R}_2(w, c_+, c_-) &:= \pi_- \bar{\Phi}(c_- - \varepsilon\|w\|_1 + w^\top \mu) + \pi_+ \Phi(c_+ + \varepsilon\|w\|_1 - w^\top \mu) \\
&\quad + \pi_0 \{\Phi(c_- + \varepsilon\|w\|_1) + \bar{\Phi}(c_+ - \varepsilon\|w\|_1)\}.
\end{aligned}$$

Now, \tilde{R}_1 amounts to the two-class setting in Theorem 3.2 and is likewise minimized by

$$\tilde{w}_1^* = \frac{\eta_\varepsilon(\mu)}{\|\eta_\varepsilon(\mu)\|_2}, \quad c_+ = c_- = \tilde{c}^* = \frac{\ln(\pi_-/\pi_+)}{2\|\eta_\varepsilon(\mu)\|_2},$$

since \tilde{R}_1 is a decreasing function (for $c_+ \geq c_-$ fixed) in $w^\top \mu - \varepsilon\|w\|_1$, which is itself maximized by $\eta_\varepsilon(\mu)$. Assuming $\varepsilon < \|\mu\|_\infty/2$ prevents the degenerate case where $\eta_\varepsilon(\mu) = 0$, and with $w = \tilde{w}_1^*$ fixed, minimization with respect to $c_+ \geq c_-$ is as in the proof of Theorem 2.2; note that $\eta_\varepsilon(\mu)^\top \mu - \varepsilon\|\eta_\varepsilon(\mu)\|_1 = \|\eta_\varepsilon(\mu)\|_2^2$. Thus,

$$\inf_{\substack{\|w\|_2=1 \\ c_+ \geq c_-}} \tilde{R}_1(w, c_+, c_-) = \tilde{R}_1(\tilde{w}_1^*, \tilde{c}^*, \tilde{c}^*).$$

Next, note that $\tilde{R}_2(w, c_+, c_-) \geq \tilde{R}_1(w, c_+, c_-)$ when $c_- + \varepsilon\|w\|_1 \geq c_+ - \varepsilon\|w\|_1$ so we need only minimize $\tilde{R}_2(w, c_+, c_-)$ over $c_- + \varepsilon\|w\|_1 \leq c_+ - \varepsilon\|w\|_1$, which is equivalently expressed via change of variables as

$$\inf_{\substack{\|w\|_2=1 \\ c_+ \geq c_- + 2\varepsilon\|w\|_1}} \tilde{R}_2(w, c_+, c_-) = \inf_{\substack{\|w\|_2=1 \\ \tau_+ \geq \tau_-}} \tilde{R}_2(w, \tau_+ + \varepsilon\|w\|_1, \tau_- - \varepsilon\|w\|_1).$$

For any $\tau_+ \geq \tau_-$,

$$\begin{aligned}
&\tilde{R}_2(w, \tau_+ + \varepsilon\|w\|_1, \tau_- - \varepsilon\|w\|_1) \\
&= \pi_- \bar{\Phi}(\tau_- - 2\varepsilon\|w\|_1 + w^\top \mu) + \pi_+ \Phi(\tau_+ + 2\varepsilon\|w\|_1 - w^\top \mu) + \pi_0 \{\Phi(\tau_-) + \bar{\Phi}(\tau_+)\}
\end{aligned}$$

is a decreasing function of $w^\top \mu - 2\varepsilon\|w\|_1$, which is maximized by $\tilde{w}_2^* := \eta_{2\varepsilon}(\mu)/\|\eta_{2\varepsilon}(\mu)\|_2$; again the case $\eta_{2\varepsilon}(\mu) = 0$ is prevented by $\varepsilon < \|\mu\|_\infty/2$. Fixing $w = \tilde{w}_2^*$, minimization with respect to $c_+ \geq c_- + 2\varepsilon\|w\|_1$ is as in the proof of Theorem 2.2. Namely,

$$\tilde{c}_+^* := + \frac{(\tilde{w}_2^*)^\top \mu}{2} + \frac{\ln(\pi_0/\pi_+)}{\|\eta_{2\varepsilon}(\mu)\|_2}, \quad \tilde{c}_-^* := - \frac{(\tilde{w}_2^*)^\top \mu}{2} - \frac{\ln(\pi_0/\pi_-)}{\|\eta_{2\varepsilon}(\mu)\|_2},$$

are optimal if $\tilde{c}_+^* \geq \tilde{c}_-^* + 2\varepsilon\|\tilde{w}_2^*\|_1$, and setting $c_+ = c_- + 2\varepsilon\|\tilde{w}_2^*\|_1$ is optimal otherwise. Thus

$$\inf_{\substack{\|w\|_2=1 \\ c_+ \geq c_- + 2\varepsilon\|w\|_1}} \tilde{R}_2(w, c_+, c_-) = \begin{cases} \tilde{R}_2(\tilde{w}_2^*, \tilde{c}_+^*, \tilde{c}_-^*), & \text{if } \tilde{c}_+^* \geq \tilde{c}_-^* + 2\varepsilon\|\tilde{w}_2^*\|_1, \\ \inf_{c \in \mathbb{R}} \tilde{R}_2(\tilde{w}_2^*, c + 2\varepsilon\|\tilde{w}_2^*\|_1, c), & \text{otherwise.} \end{cases}$$

Putting it all together, we conclude that

$$\begin{aligned}
\inf_{\substack{\|w\|_2=1 \\ c_+ \geq c_-}} \tilde{R}(w, c_+, c_-) &= \min \left\{ \inf_{\substack{\|w\|_2=1 \\ c_+ \geq c_-}} \tilde{R}_1(w, c_+, c_-), \inf_{\substack{\|w\|_2=1 \\ c_+ \geq c_- + 2\varepsilon\|w\|_1}} \tilde{R}_2(w, c_+, c_-) \right\} \\
&= \begin{cases} \min\{\tilde{R}_1(\tilde{w}_1^*, \tilde{c}^*, \tilde{c}^*), \tilde{R}_2(\tilde{w}_2^*, \tilde{c}_+^*, \tilde{c}_-^*)\}, & \text{if } \tilde{c}_+^* \geq \tilde{c}_-^* + 2\varepsilon\|\tilde{w}_2^*\|_1, \\ \min\{\tilde{R}_1(\tilde{w}_1^*, \tilde{c}^*, \tilde{c}^*), \inf_{c \in \mathbb{R}} \tilde{R}_2(\tilde{w}_2^*, c + 2\varepsilon\|\tilde{w}_2^*\|_1, c)\}, & \text{otherwise,} \end{cases} \\
&= \begin{cases} \min\{\tilde{R}_1(\tilde{w}_1^*, \tilde{c}^*, \tilde{c}^*), \tilde{R}_2(\tilde{w}_2^*, \tilde{c}_+^*, \tilde{c}_-^*)\}, & \text{if } \tilde{c}_+^* \geq \tilde{c}_-^* + 2\varepsilon\|\tilde{w}_2^*\|_1, \\ \tilde{R}_1(\tilde{w}_1^*, \tilde{c}^*, \tilde{c}^*), & \text{otherwise,} \end{cases}
\end{aligned}$$

where the final equality follows from the observation that

$$\tilde{R}_2(\tilde{w}_2^*, c + 2\varepsilon\|\tilde{w}_2^*\|_1, c) = \tilde{R}_1(\tilde{w}_2^*, c + 2\varepsilon\|\tilde{w}_2^*\|_1, c) \geq \tilde{R}_1(\tilde{w}_1^*, \tilde{c}^*, \tilde{c}^*).$$

Hence, we have optimal interval classifiers given by two cases: i) \tilde{w}_1^* and \tilde{c}^* , or ii) \tilde{w}_2^* and \tilde{c}_\pm^* . Note that (ii) remains a valid/feasible choice so long as $\tilde{c}_+^* \geq \tilde{c}_-^*$ even if $\tilde{c}_+^* < \tilde{c}_-^* + 2\varepsilon\|\tilde{w}_2^*\|_1$; it may just be sub-optimal in that case. Finally, noting that weights and thresholds can be scaled, i.e.,

$$\begin{aligned}
\hat{y}_{\text{int}}(x; \tilde{w}_1^*, \tilde{c}^*, \tilde{c}^*) &= \hat{y}_{\text{int}}(x; \tilde{w}_1^* \|\eta_\varepsilon(\mu)\|_2, \tilde{c}^* \|\eta_\varepsilon(\mu)\|_2, \tilde{c}^* \|\eta_\varepsilon(\mu)\|_2), \\
\hat{y}_{\text{int}}(x; \tilde{w}_2^*, \tilde{c}_+^*, \tilde{c}_-^*) &= \hat{y}_{\text{int}}(x; \tilde{w}_2^* \|\eta_{2\varepsilon}(\mu)\|_2, \tilde{c}_+^* \|\eta_{2\varepsilon}(\mu)\|_2, \tilde{c}_-^* \|\eta_{2\varepsilon}(\mu)\|_2),
\end{aligned}$$

and simplifying completes the proof. \square

F Landscape of the robust risk

F.1 Proof of Theorem 4.1

From Theorem 4.2, it follows that, with $m = \varepsilon\|w\|_* - \mu^\top w$, the robust risk with respect to ε -perturbations in the $\|\cdot\|$ norm equals

$$R(w, b; \varepsilon) = \pi \cdot \Phi\left(\frac{m-b}{\|w\|_2}\right) + (1-\pi) \cdot \Phi\left(\frac{m+b}{\|w\|_2}\right).$$

For simplicity, we consider the zero bias case where $b = 0$ first. Then the risk becomes

$$R(w) = \Phi\left(\frac{m}{\|w\|_2}\right).$$

We can calculate its subgradient set as

$$\begin{aligned}
\partial R(w) &= \phi\left(\frac{m}{\|w\|_2}\right) \cdot \partial\left(\frac{m}{\|w\|_2}\right) \\
&= \phi\left(\frac{m}{\|w\|_2}\right) \cdot \left(\frac{\partial m \cdot \|w\|_2 - m \cdot \partial\|w\|_2}{\|w\|_2^2}\right).
\end{aligned}$$

Now we recall that the subgradient set of a norm $\partial\|w\|$ is characterized as the set of vectors v such that $\|v\|_* \leq 1$, while $v^\top w = \|w\|$. For instance $\partial\|w\|_2 = w/\|w\|_2$ for all $w \neq 0$, and is equal to the unit ℓ_2 ball at $w = 0$. Also $\partial\|w\|_1 = \text{sign}(w)$, where $\text{sign}(0) = [-1, 1]$. Thus,

$$\partial R(w) = \phi\left(\frac{m}{\|w\|_2}\right) \cdot \left(\frac{(\varepsilon \cdot \partial\|w\|_* - \mu) \cdot \|w\|_2 - m \cdot w/\|w\|_2}{\|w\|_2^2}\right)$$

Let $P_{w^\top} = (I - ww^\top/\|w\|_2^2)$ be the orthogonal projection operator into the orthogonal complement of the vector w . Then one can readily verify, using the properties of the subgradient of the norm, that we can have

$$\partial R(w) = \phi\left(\frac{m}{\|w\|_2}\right) \cdot \frac{P_{w^\top}(\varepsilon \cdot \partial\|w\|_* - \mu)}{\|w\|_2}.$$

This shows that all stationary points of the robust risk are characterized by

$$\begin{aligned}
P_{w^\top}(\varepsilon \cdot \partial\|w\|_* - \mu) &= 0 \iff \\
w &\in c \cdot (\mu - \varepsilon \cdot \partial\|w\|_*), \quad c \neq 0.
\end{aligned}$$

Interestingly, and as an aside, these coincide with the stationary points of the $\|\cdot\|_*$ -regularized least squares problem

$$\min_w f(w) := \frac{1}{2}\|w - c\mu\|^2 + c\varepsilon\|w\|_*.$$

This can also be viewed as a scaled proximal operator of the $\|\cdot\|_*$ norm, evaluated at $c\mu$. Indeed, we find that the subgradient ∂f equals

$$\partial f(w) = w - c\mu + c\varepsilon\partial\|w\|_*.$$

So $0 \in \partial f(w)$ iff $w \in c \cdot (\mu - \varepsilon\partial\|w\|_*)$. This provides a partial explanation for the links to soft thresholding we have identified: soft thresholding is the proximal operator of the ℓ_1 norm.

In general, it seems hard to simplify this more. However, we can get simpler results in a few special cases. As a warmup case, when $\varepsilon = 0$, we are working with the classical non-robust risk. Then, the stationary points are $w = c \cdot \mu$, $c \neq 0$. The objective value (i.e., the robust risk) at these points can be expressed as

$$\Phi(\pm\|\mu\|_2).$$

This shows that there are only two possible objective values that can be taken at the saddle points. One of them is the global minimum, the other is the global maximum. From standard results on (sub-)gradient flow, if we initialize at a value w_0 such that $R(w_0)$ is not a global maximum, it follows that the sub-gradient flow

$$w_t \in -\partial R(w_t)$$

converges to a global minimizer of the robust risk. For instance, it can be verified that the conditions of Theorem 4.5 in [45] hold.

For ℓ_2 norm perturbations, i.e., when $\|\cdot\| = \|\cdot\|_2$, we also have $\|\cdot\|_* = \|\cdot\|_2$. Hence, the stationary points are the same set $w = c \cdot \mu$, $c \neq 0$. The objective is

$$\Phi(\varepsilon \pm \|\mu\|_2).$$

The same conclusions as above apply.

For ℓ_∞ norm perturbations, i.e., when $\|\cdot\| = \|\cdot\|_\infty$, we have $\|\cdot\|_* = \|\cdot\|_1$ and the stationary points are solutions to

$$w \in c \cdot (\mu - \varepsilon \cdot \text{sign}(w)), \quad c \neq 0.$$

Wlog we can assume that $\mu_i > 0$ for all i . We can solve for w in each coordinate separately. For each coordinate, we find

$$\begin{aligned} w_i > 0 &\iff w_i = c \cdot (\mu_i - \varepsilon) \\ w_i = 0 &\iff |\mu_i| \leq \varepsilon \\ w_i < 0 &\iff w_i = c \cdot (\mu_i + \varepsilon). \end{aligned}$$

Hence $w_i = c \cdot \eta(\mu_i, \varepsilon)$ and $w = c \cdot \eta(\mu, \varepsilon)$, where η is soft thresholding. Thus, comparing to our previous results on optimal linear classifiers for ℓ_∞ perturbations, the classifiers with $c > 0$ are precisely the optimal classifiers from those results. Again, we obtain the same conclusions as above.

F.2 Proof of Theorem 4.2

Let $\|\cdot\|_*$ be the dual norm of $\|\cdot\|$. This is defined as $\|w\|_* = \sup w^\top z$, subject to $\|z\| \leq 1$. Since ℓ is decreasing, as is well known, see e.g., [30], we have

$$\begin{aligned} R(\ell, w, b, \varepsilon, \|\cdot\|) &= \mathbb{E}_{x,y} \sup_{\|\delta\| \leq \varepsilon} \ell([w^\top(x + \delta) + b] \cdot y) \\ &= \mathbb{E}_{x,y} \ell(y \cdot [w^\top x + b] - \varepsilon \cdot \|w\|_*) \end{aligned}$$

This shows that for any candidate w , the worst-case perturbations are equal to the conjugate of w , with respect to the $\|\cdot\|$ norm, namely $\delta^*(x) = -\hat{y}(x) \cdot \varepsilon \cdot w^*$, where w^* solves $\|w\|_* = \sup w^\top z$, subject to $\|z\| \leq 1$.

Now, in our case, due to the distributional assumption on the data, we have $y \cdot x \sim \mathcal{N}(\mu, I_p)$. Moreover, $y \cdot w^\top x \sim \mathcal{N}(w^\top \mu, \|w\|_2^2 I_p)$. It is readily verified that $y \cdot w^\top x$ is probabilistically independent of y . Therefore, we can write, for some $z \sim \mathcal{N}(0, 1)$ independent of y

$$R(\ell, w, b, \varepsilon, \|\cdot\|) = \mathbb{E}_{z,y} \ell(w^\top \mu - \varepsilon \cdot \|w\|_* + by + \sigma \cdot \|w\|_2 \cdot z).$$

Now we discuss the cases considered in the theorem.

1. When minimizing restricted to $b = 0$, the inner term reduces to $\ell(w^\top \mu - \varepsilon \cdot \|w\|_* + \sigma \cdot \|w\|_2 \cdot z)$.
2. When the loss is strictly convex, then by Jensen's inequality we obtain

$$\mathbb{E}_y \ell(w^\top \mu - \varepsilon \cdot \|w\|_* + by + \sigma \cdot \|w\|_2 \cdot z) \geq \ell(w^\top \mu - \varepsilon \cdot \|w\|_* + \sigma \cdot \|w\|_2 \cdot z).$$

In both cases it is enough to minimize the objective

$$R(\ell, w, \varepsilon, \|\cdot\|) = \mathbb{E}_{z,y} \ell(w^\top \mu - \varepsilon \cdot \|w\|_* + \sigma \cdot \|w\|_2 \cdot z).$$

Now fix $\|w\|_2 = 1$. It is readily verified that, when the loss is strictly decreasing and as the normal random variable is symmetric, this is equivalent to maximizing the inner argument. When the loss is decreasing but not necessarily strictly monotonic, maximizing the inner argument is still a sufficient condition that guarantees the risk is minimized; however in this latter case there may be other minimizers of the risk. Therefore, it is enough to maximize the inner argument.

That is, we study maximizing, subject to $\|w\|_2 = c > 0$,

$$w^\top \mu - \varepsilon \cdot \|w\|_*.$$

Given the homogeneity of the norms, we thus conclude that the optimal w minimizing the robust ℓ -risk

$$R(\ell, w, b, \varepsilon, \|\cdot\|) = \mathbb{E}_{x,y} \sup_{\|\delta\| \leq \varepsilon} \ell([w^\top (x + \delta) + b] \cdot y). \quad (25)$$

maximize

$$\frac{w^\top \mu - \varepsilon \cdot \|w\|_*}{\|w\|_2}. \quad (26)$$

Next, we study how to minimize the true robust risk. This is similar to the derivation for the optimal robust classifier. We will assume without loss of generality that $\sigma = 1$. As above, recall our general formula:

$$R(\hat{y}, \varepsilon) = \pi \cdot P_{x|y=1}(S_{-1} + B_\varepsilon) + (1 - \pi) \cdot P_{x|y=-1}(S_1 + B_\varepsilon).$$

For a linear classifier $\hat{y}^*(x) = \text{sign}(x^\top w + b)$, we can restrict without loss of generality to w such that $\|w\| = 1$. The classifiers are scale invariant, and so we get the same predictions for all scaled versions of the weights w , by changing b appropriately. Then $S_1 + B_\varepsilon$ is the set of datapoints such that $x^\top w + b \geq -\varepsilon \|w\|_*$. Thus,

$$\begin{aligned} R(w, b; \varepsilon) &= \pi \cdot P_{\mathcal{N}(\mu, I)}(x^\top w + b \leq \varepsilon \|w\|_*) + (1 - \pi) \cdot P_{\mathcal{N}(-\mu, I)}(x^\top w + b \geq -\varepsilon \|w\|_*) \\ &= \pi \cdot \Phi(\varepsilon \|w\|_* - b - \mu^\top w) + (1 - \pi) \cdot \Phi(\varepsilon \|w\|_* + b - \mu^\top w). \end{aligned}$$

Now we examine the cases of unrestricted bias (general b), and zero bias (b constrained to zero) in turn. For the zero bias case we find

$$R(w; \varepsilon) = \Phi(\varepsilon \|w\|_* - \mu^\top w).$$

Another way to put this is that for a weight w with unit norm $\|w\| = 1$, a linear classifier reduces the effect size from $\mu^\top w$ (which we can assume to be positive, without loss of generality, by flipping the sign if needed), to $\mu^\top w - \varepsilon \|w\|_*$. So the optimal w minimizing the true robust risk solves

$$\sup_w \mu^\top w - \varepsilon \|w\|_* \quad \text{s.t.} \quad \|w\|_2 = 1.$$

Recalling again that the original problem is scale-invariant, it follows that this is equivalent to maximizing (26). Therefore, the optimal linear classifier for the true and surrogate robust risks coincide.

For the general bias case, we recall that the minimizer of $b \rightarrow \pi \cdot \Phi(c - b) + (1 - \pi) \cdot \Phi(c + b)$ occurs at $b = \ln[(1 - \pi)/\pi]/c$. Plugging back, we find that the "profile risk", minimized over b , equals, with $c(w) := \varepsilon \|w\|_* - \mu^\top w$, and $q := \ln[(1 - \pi)/\pi]$,

$$R_{\text{prof}}(w; \varepsilon) = \pi \cdot \Phi(c(w) - q/c(w)) + (1 - \pi) \cdot \Phi(c(w) + q/c(w)).$$

Clearly, this may in general minimizers other than the ones above. This shows that in general, surrogate loss minimization is not consistent. An exception is when $\pi = 1/2$, in which case $q = 0$, and the optimal bias in the robust risk is $b = 0$. This finishes the proof.

G Finite sample analysis

G.1 Proof of Proposition 5.1

The first portion of this proof follows that of Lemma 10 in [16]. Consider that for our problem, we need to solve

$$w_n^* \in \operatorname{argmin}_{\|w\| \leq 1} \sum_{i=1}^n \max_{\|\delta_i\|_\infty \leq \varepsilon} -y_i (\langle x_i + \delta_i, w \rangle) = \operatorname{argmax}_{\|w\| \leq 1} \sum_{i=1}^n \min_{\|\delta_i\|_\infty \leq \varepsilon} y_i (\langle x_i + \delta_i, w \rangle).$$

Now it is clear that in the inner minimization problem, we have

$$\begin{aligned}\min_{\|\delta_i\|_\infty \leq \varepsilon} y_i \langle x_i + \delta_i, w \rangle &= y_i \langle x_i, w \rangle + \min_{\|\delta_i\|_\infty \leq \varepsilon} \langle \delta_i, w \rangle \\ &= y_i \langle x_i, w \rangle - \max_{\|\delta_i\|_\infty \leq \varepsilon} \langle \delta_i, w \rangle = y_i \langle x_i, w \rangle - \varepsilon \|w\|_1\end{aligned}$$

by the definition of the dual norm. Therefore the original problem takes the form

$$w_n^* \in \operatorname{argmax}_{\|w\| \leq 1} \sum_{i=1}^n y_i \langle x_i, w \rangle - \varepsilon \|w\|_1 = \operatorname{argmax}_{\|w\| \leq 1} n (\langle u, w \rangle - \varepsilon \|w\|_1)$$

where we have defined $u := \frac{1}{n} \sum_{i=1}^n y_i x_i$. Now if we let $w(j)$ and $u(j)$ denote the j^{th} components of the vectors w and u respectively, we have

$$w_n^* \in \operatorname{argmax}_{\|w\| \leq 1} \sum_{j=1}^d u(j)w(j) - \varepsilon |w(j)|$$

Notice that if $u(j) \neq 0$, then $\operatorname{sign}(u(j)) = \operatorname{sign}(w_n^*(j))$ as flipping the signs will only make the j^{th} term smaller. On the other hand, if $u(j) = 0$, then the maximum is achieved when $w_n^*(j) = 0$. Thus $\operatorname{sign}(u) = \operatorname{sign}(w_n^*)$. Now in a similar way to what was done in the proof of Theorem 3.2, let us assume WLOG that $u \succeq 0$, which implies that $w_n^* \succeq 0$ as well. Then we wish to solve

$$\begin{aligned}\operatorname{argmax}_w \quad & \langle u - \varepsilon \mathbb{1}, w \rangle \\ \text{subject to} \quad & \|w\| \leq 1, w \succeq 0.\end{aligned}$$

When the norm in the constraint is the Euclidean norm, it follows that $w_n^{\text{rob}} = \eta(u, \varepsilon) / \|\eta(u, \varepsilon)\|$ where η is the soft-thresholding operator.

G.2 Proof of Theorem 5.3

The formula we have for the robust risk is

$$R(\hat{y}, \varepsilon) = P(y = 1)P_{x|y=1}(S_{-1} + B_\varepsilon) + P(y = -1)P_{x|y=-1}(S_1 + B_\varepsilon).$$

This expression holds for any classification problem.

Let now (x_i, y_i) for $i = 1, \dots, n$ be sampled iid from a joint distribution $P_{x,y}$ for $i = 1, \dots, n$. Let the fraction of 1-s be $\pi_n \in [0, 1]$. Let $P_{n\pm}$ be the empirical distributions of x_i given $y_i = 1$ and -1 , respectively. We can write the finite sample robust risk as

$$R_n(\hat{y}, \varepsilon) = \pi_n \cdot P_{n+}(S_{-1} + B_\varepsilon) + (1 - \pi_n) \cdot P_{n-}(S_1 + B_\varepsilon).$$

Now $P_{n\pm}$ are empirical distributions that will converge to the limiting distributions under certain conditions.

Consider classifiers \hat{y} whose decision boundaries are at most k points. For instance, if $k = 1$, then these are linear classifiers. Then $S_{\pm 1}$ each consist of a union of at most $j = \lceil k/2 \rceil$ disjoint intervals (finite or semi-infinite). Let I_j denote the collection of all such subsets of the real line, unions of at most j disjoint finite or semi-infinite intervals. Thus $S_{\pm 1} \in I_j$. Critically, the ε -expansions also have this property: by expanding the intervals, we still get intervals, merging them as needed. Thus, $S_{\pm 1} + B_\varepsilon \in I_j$.

Now, the classical Dvoretzky–Kiefer–Wolfowitz (DKW) inequality [46, 47, 48] states the following. Let F_n be the CDF of n iid samples with cdf F . For every $\delta > 0$,

$$\Pr(\sup_x |F_n(x) - F(x)| > \delta) \leq 2 \exp(-2n\delta^2).$$

Let $\delta_n(x) = P_{n+}(-\infty, x] - P_+(-\infty, x]$. Consider the event $\sup_c |\delta_n(c)| \leq \delta$, which happens with probability at least $1 - 2 \exp(-2n\delta^2)$. On this event, we have

$$\begin{aligned}|P_{n+}(S_{-1} + B_\varepsilon) - P_+(S_{-1} + B_\varepsilon)| &\leq \sup_{A \in I_j} |P_{n+}(A) - P_+(A)| \\ &= \sup_{c_1 < c_2 < \dots < c_j} |\delta_n(c_1) - \delta_n(c_2) + \delta_n(c_3) - \dots + (-1)^{j-1} \delta_n(c_j)| \\ &\leq j \cdot \sup_c |\delta_n(c)| \leq j\delta.\end{aligned}$$

A similar argument applies to S_1 . Then, on the intersection of the two events, which happens with probability $1 - 4 \exp(-2n\delta^2)$,

$$|R_n(\hat{y}, \varepsilon) - R(\hat{y}, \varepsilon)| \leq \max_i |P_{n+}(S_i + B_\varepsilon) - P_+(S_i + B_\varepsilon)| \leq j\delta.$$