

Basis-Finding Algorithm for Decoding Fountain Codes for DNA-Based Data Storage

Xuan He and Kui Cai

Abstract—In this paper, we consider the decoding of fountain codes where the received symbols may have errors. It is motivated by the application of fountain codes in the DNA-based data storage systems where the inner code decoding, which generally has undetectable errors, is performed before the outer fountain code decoding. We propose a novel and efficient decoding algorithm, namely the basis-finding algorithm (BFA). The key idea of the BFA is to find a basis of the received symbols, and then use the most reliable basis elements to recover the source symbols with the inactivation decoding. Gaussian elimination is used to find the basis and to identify the most reliable basis elements. As a result, the BFA has polynomial time complexity. For random fountain codes, we are able to derive some theoretical bounds for the frame error rate (FER) of the BFA. Extensive simulations with Luby transform (LT) codes show that for the scenario we consider, the BFA has significantly better FER than the belief propagation (BP) algorithm except when the overhead is extremely large.

Index Terms—Basis-finding algorithm (BFA), DNA-based data storage, erroneous received symbols, fountain codes, Gaussian elimination.

I. INTRODUCTION

Fountain codes [1], [2] are a class of rateless erasure codes. They are allowed to generate and transmit a potentially limitless stream of encoded symbols (ESs). Luby transform (LT) codes [3] are the first practical realization of fountain codes that have fast encoding and decoding algorithms. Another well-known type of fountain codes, the Raptor codes [4], improve the LT codes by adding a pre-code such that linear encoding/decoding complexity (with respect to the number of source symbols) and better error performance can be achieved.

Fountain codes were originally proposed for erasure channels, where an ES transmitted over the channels is either lost or received without errors [3], [4]. In this case, there exists a fast maximum likelihood (ML) decoder, which is widely cited as structured Gaussian elimination (SGE) [5]–[7] or inactivation decoding [8]–[11]. Later, some works [12]–[16] applied the fountain codes to other noisy channels, including the binary symmetric channel (BSC), additive white Gaussian noise (AWGN) channel, and fading channel. These works [12]–[16] mainly focused on the design of fountain codes and their belief propagation (BP) decoding by using the soft information of the channel.

During recent few years, the DNA-based data storage system attracts a lot of attention [17]–[21]. Its longevity and extremely high information density make it a promising candidate for archiving massive data in the future. In a DNA-based data storage system, the information bits are first written

into DNA strands. DNA strands can be considered as 4-ary data strings, which are duplicated into many copies before being stored in a DNA pool in an unordered manner. The DNA strands are read out in a random sampling fashion from the DNA pool to recover the original information. The channel model for the aforementioned process is quite complicated. Various types of errors, such as the insertion error, deletion error, and substitution error can occur within each DNA strand, and a DNA strand may not have any copy at all to be read out. Note that if using the state-of-the-art technique (the Illumina sequencing technique [21]) to read the DNA strands from the DNA pool, it is not possible to generate the bit-level channel soft information for decoding.

In [21], an efficient DNA-based data storage architecture named DNA fountain was proposed, which featured a fountain code for a set of DNA strands as the outer code. It can effectively overcome the missing of DNA strands. Note that in this case, each DNA strand corresponds to an ES of the fountain code. Meanwhile, in the DNA fountain, the Reed-Solomon (RS) code [22] is adopted for each DNA strand as the inner code, which can detect or correct the errors within a DNA strand. However, to ensure a high data storage efficiency, only limited amount of redundancy can be introduced to the RS code, which may not be sufficient to detect or correct all the substitution, insertion, and deletion errors that may occur within a DNA strand. As a result, there is a non-negligible chance to have undetectable errors within the DNA strands at the output of the RS decoder [21]. Hence, these erroneous DNA strands become a killing factor for the decoding of the outer fountain code with the inactivation decoding [5]–[11].

Motivated by the application of fountain codes in the DNA-based data storage systems and the corresponding problems encountered as described above, in this paper, we consider the decoding of fountain codes where each received symbol may have errors. That is, it is correct with probability p_0 , and is corrupted by the substitution errors with probability $1 - p_0$. Note that for a fixed symbol size, the substitution errors within a received symbol may also be caused by the insertion and deletion errors. We remark that in the DNA fountain scheme [21], since the inner code decoding is performed before the outer fountain code decoding, a received symbol corresponds to a decoded codeword of the inner code and it generally has a high probability to be correct (i.e., p_0 is close to 1). Given the channel transition probability, the BP decoder [13] is applicable for decoding, but the inactivation decoding [5]–[11] is not due to the existence of erroneous received symbols.

We propose a novel and efficient decoding algorithm, namely the basis-finding algorithm (BFA). The key idea of the BFA is to first find a basis of the received symbols,

and then use the most reliable basis elements to recover the source symbols with the inactivation decoding (same as the decoding of fountain codes for erasure channels). For the case with $p_0 = 1$ which corresponds to an erasure channel, the BFA is essentially the same as the inactivation decoding [5]–[11]. From this point of view, the BFA can be regarded as a generalization of the inactivation decoding for $p_0 < 1$. Naturally, Gaussian elimination (GE) is used to find the basis and to identify the most reliable basis elements, leading to a straightforward implementation for the BFA. Furthermore, we reduce the complexity of the straightforward implementation by employing a preprocessing step called triangulation, leading to an efficient implementation for the BFA.

Using the random fountain codes, we derive some theoretical bounds for the frame error rate (FER) of the BFA. Moreover, we perform extensive simulations using the LT codes to evaluate the FER of the BFA. The simulation results show that for the considered channel, the BFA has significantly better FER than the BP algorithm [13] except when the overhead is extremely large. It is also worth mentioning that the BFA only has simple integer operations, many of which are essentially bit-XOR operations; on the contrary, the BP algorithm has many complicated floating-point operations.

The remainder of this paper is organized as follows. Section II introduces the LT codes, which are the first practical realization of fountain codes and will be used in our simulations. Section III first illustrates the system model considered by this work, and then proposes the BFA. Section IV develops the straightforward and efficient implementations of the BFA. We derive theoretical bounds for the FER of the BFA in Section V, and present the simulation results in Section VI. Finally, we conclude the paper in Section VII.

II. PRELIMINARIES

We consider to use LT codes [3] in this paper. However, our proposed algorithm is also applicable to the Raptor codes [4]. Let \mathbb{F}_2 denote the binary field. There are n source symbols denoted by

$$\mathbf{x} = \begin{bmatrix} x_1 \\ x_2 \\ \vdots \\ x_n \end{bmatrix} \in \mathbb{F}_2^{n \times l},$$

where $x_i, i \in [n] = \{1, 2, \dots, n\}$ denotes the i -th source symbol which is a bit string of length l . The sender can generate and send potentially limitless ESs. We denote an ES by a two-tuple

$$(\mathbf{a}, y) \in (\mathbb{F}_2^n, \mathbb{F}_2^l), \text{ s.t. } y = \mathbf{a}\mathbf{x} = \bigoplus_{i \in [n]: a_i=1} x_i,$$

where \oplus is the bitwise addition over \mathbb{F}_2 and a_i is the i -th entry of \mathbf{a} . In practice, we only need to define the distribution for selecting the weight (number of ones) of \mathbf{a} , say d , and set the d ones of \mathbf{a} uniformly at random. The well-known ideal soliton distribution (ISD) $\rho(\cdot)$ [3] and robust soliton distribution (RSD) $\mu(\cdot)$ [3] for selecting d are defined below.

Definition 1 (ISD and RSD [3]): The ISD $\rho(\cdot)$ is defined by

$$\rho(d) = \begin{cases} \frac{1}{n}, & d = 1, \\ \frac{1}{d(d-1)}, & d = 2, 3, \dots, n. \end{cases}$$

For suitable constants $\delta, c > 0$, let $R = c\sqrt{n} \ln(n/\delta)$. Define a function $\tau : [n] \rightarrow \mathbb{R}$ by

$$\tau(d) = \begin{cases} \frac{R}{dn}, & d = 1, 2, \dots, \frac{n}{R} - 1, \\ \frac{R}{n} \ln \frac{R}{\delta}, & d = \frac{n}{R}, \\ 0, & \text{otherwise.} \end{cases}$$

The RSD is defined by

$$\mu(d) = \frac{\rho(d) + \tau(d)}{\beta}, d \in [n],$$

where $\beta = \sum_{d \in [n]} \rho(d) + \tau(d)$.

The receiver collects m ESs which are denoted by

$$(\mathbf{A}, \mathbf{y}) = \begin{bmatrix} \mathbf{a}_1 & y_1 \\ \mathbf{a}_2 & y_2 \\ \vdots & \vdots \\ \mathbf{a}_m & y_m \end{bmatrix} \in (\mathbb{F}_2^{m \times n}, \mathbb{F}_2^{m \times l}),$$

where the i -th row $(\mathbf{a}_i, y_i) \in \mathbb{F}_2^{n+l}, i \in [m]$ denotes the i -th received symbol. For erasure channels, all received symbols are correct, i.e., $\mathbf{A}\mathbf{x} = \mathbf{y}$. Under such a situation, the inactivation decoding [5]–[11] can efficiently recover \mathbf{x} from (\mathbf{A}, \mathbf{y}) if $\text{rank}(\mathbf{A}) = n$, where $\text{rank}(\cdot)$ is the rank of a matrix. In general, $\text{rank}(\mathbf{A}) = n$ is easily satisfied when the overhead, defined by $m - n$, is positive and not too small. For random fountain codes, i.e., \mathbf{A} is independently and uniformly chosen from $\mathbb{F}_2^{m \times n}$, we have the following result.

Lemma 1: Assume \mathbf{A} is independently and uniformly chosen from $\mathbb{F}_2^{m \times n}$ with $m \geq n \geq 0$. The probability for $\text{rank}(\mathbf{A}) = n$ is given by

$$P_{rk}(m, n) = \prod_{i=0}^{i=n-1} (1 - 2^{i-m}) \geq 1 - 2^{n-m},$$

where for $n = 0$, we have $P_{rk}(m, n) = 1$.

Proof: E.g., see [2]. ■

Lemma 1 indicates that for an arbitrary matrix uniformly taken from $\mathbb{F}_2^{m \times n}$ with $m \geq n$, this matrix has a high probability to have n linearly independent rows. This also implies that random fountain codes have excellent error performance (at the cost of high encoding and decoding complexities). We remark that good Raptor codes add dense rows to mimic the behavior of random fountain codes [11]. Moreover, we present another similar lemma below. Both Lemmas 1 and 2 are important for the error performance analysis in Section V.

Lemma 2: Assume \mathbf{A} is independently and uniformly chosen from $\mathbb{F}_2^{m \times n}$ with $m \geq n \geq 0$. In addition, each column of \mathbf{A} is not a zero vector. The probability for $\text{rank}(\mathbf{A}) = n$ is given by

$$P_{rk}^*(m, n) = \prod_{i=0}^{i=n-1} \frac{2^m - 2^i}{2^m - 1} \geq 1 - 2^{n-m},$$

where for $n = 0$, we have $P_{rk}^*(m, n) = 1$.

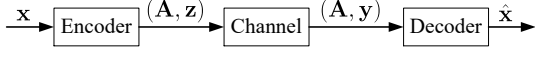


Fig. 1. The n source symbols \mathbf{x} are encoded to form m symbols (\mathbf{A}, \mathbf{z}) which are transmitted over the channel, and m symbols (\mathbf{A}, \mathbf{y}) are received. For each $i \in [m]$, the i -th received symbol (\mathbf{a}_i, y_i) is correct with probability p_0 , i.e., $\mathbb{P}(y_i = z_i) = p_0$, where $p_0 > \mathbb{P}(y_i = z)$, $\forall z \in \mathbb{F}_2^l \setminus \{z_i\}$. Decoding is performed based on (\mathbf{A}, \mathbf{y}) to provide an estimation $\hat{\mathbf{x}}$ of \mathbf{x} .

Proof: We ignore the proof since it is similar to that of Lemma 1. ■

We remark that for any $0 < n \leq m$, we have

$$\begin{aligned} P_{rk}^*(m, n) &= P_{rk}(m, n) \frac{2^m}{2^m - 1} \\ &= \frac{P_{rk}(m, m)}{P_{rk}(m - n, m - n)} \frac{2^m}{2^m - 1}. \end{aligned}$$

In addition, for any $i > 0$, we have

$$P_{rk}(i, i) = P_{rk}(i - 1, i - 1)(1 - 2^{-i}).$$

This indicates that we can precompute and store $P_{rk}(i, i)$ for all $i \in [m]$ with time complexity $O(m)$ and storage complexity $O(m)$, respectively. We can then compute $P_{rk}(i, j)$ and/or $P_{rk}^*(i, j)$ on-the-fly with time complexity $O(1)$ for any $m \geq i \geq j > 0$.

III. SYSTEM MODEL AND BASIS-FINDING ALGORITHM

Consider the system model shown by Fig. 1. The source symbols \mathbf{x} are encoded to form m ESs (\mathbf{A}, \mathbf{z}) , and we have $\mathbf{A}\mathbf{x} = \mathbf{z}$. (\mathbf{A}, \mathbf{z}) are transmitted over the channel and (\mathbf{A}, \mathbf{y}) are received. (The ESs may not be transmitted one-by-one but all in one go like in the DNA-based data storage systems.) We define the error patterns of (\mathbf{A}, \mathbf{y}) by

$$\mathbf{s} = \begin{bmatrix} s_1 \\ s_2 \\ \vdots \\ s_m \end{bmatrix} = \begin{bmatrix} z_1 \oplus y_1 \\ z_2 \oplus y_2 \\ \vdots \\ z_m \oplus y_m \end{bmatrix} \in \mathbb{F}_2^{m \times l}, \quad (1)$$

which are introduced by the channel. For each $i \in [m]$, the i -th received symbol (\mathbf{a}_i, y_i) is correct with probability p_0 , i.e.,

$$\mathbb{P}(y_i = z_i) = \mathbb{P}(s_i = \{0\}^l) = \mathbb{P}(\mathbf{a}_i \mathbf{x} = y_i) = p_0,$$

where p_0 is a predefined and fixed positive constant throughout this paper. It is reasonable to assume that

$$p_0 > \mathbb{P}(y_i = z_i \oplus s) = \mathbb{P}(s_i = s), \quad \forall s \in \mathbb{F}_2^l \setminus \{\{0\}^l\}. \quad (2)$$

Otherwise, the channel condition is too bad to recover the source symbols. We remark that unlike the BP decoder [13], our proposed BFA does not rely on the specific values of $\mathbb{P}(s_i = s)$, $\forall s \in \mathbb{F}_2^l$ to perform decoding. However, the performance analysis of the BFA as shown in Section V does depend on the values of $\mathbb{P}(s_i = s)$, $\forall s \in \mathbb{F}_2^l$.

Here for simplicity we use the same \mathbf{A} at both the sender and receiver. That is, we ignore the channel erasure and assume that errors only occur in \mathbf{y} but not in \mathbf{A} . This is reasonable due to two reasons. First, for fountain codes, which particular ES is received does not matter. Only the number of

ESs received matters [11]. This also implies that the order of the received symbols does not matter (note that symbols are received/sequenced in a random manner in DNA-based data storage systems). Second, assume that (\mathbf{a}, y) is sent and (\mathbf{a}', y') is received. In practice, not \mathbf{a} , but a corresponding seed with which as input the predefined pseudo-random number generator (PRNG) can generate \mathbf{a} , is transmitted so as to save resources. When errors occur in the seed, we may have $\mathbf{a} \neq \mathbf{a}'$. However, \mathbf{a} and \mathbf{a}' must follow the same distribution. Considering the first reason illustrated above, the situation is equivalent to the case that $(\mathbf{a}', \mathbf{a}'\mathbf{x})$ is sent and (\mathbf{a}', y') is received, indicating that errors can be regarded to occur only in \mathbf{y} instead of in \mathbf{A} . Moreover, when errors occur in the seeds, it is reasonable to consider the case to be equivalent to the case where random errors occur in \mathbf{y} .

We remark that unlike BSC where errors occur to each bit of the transmitted symbol independently, the channel presented in Fig. 1 independently introduces errors to each transmitted symbol. Given the channel transition probability, the BP algorithm proposed in [13] is applicable for decoding. However, due to the existence of erroneous received symbols, the inactivation decoding [5]–[11] cannot work in this situation except for $p_0 = 1$ which corresponds to an erasure channel. In the rest of this section, we propose the BFA for decoding fountain codes for such channels.

Let \mathbf{D} be an arbitrary matrix over \mathbb{F}_2 with $\text{rank}(\mathbf{D}) > 0$. With a little abuse of notations, we may also use \mathbf{D} as a multiset (a set allows for multiple instances for each of its elements) which takes all its rows as the set elements. We define a basis of \mathbf{D} , denoted by $B(\mathbf{D})$, as a set that consists of $\text{rank}(\mathbf{D})$ linearly independent rows of \mathbf{D} . Given $B(\mathbf{D})$, for any row $\mathbf{d} \in \mathbf{D}$, there exists a unique subset $B_d \subseteq B(\mathbf{D})$ such that $\mathbf{d} = \bigoplus_{\mathbf{b} \in B_d} \mathbf{b}$. We name $\bigoplus_{\mathbf{b} \in B_d} \mathbf{b}$ the linear combination (LC) of the basis elements in $B(\mathbf{D})$ that represents \mathbf{d} , or equivalently, name it the linear representation (LR) of \mathbf{d} . A basis element $\mathbf{b}' \in B(\mathbf{D})$ is said to attend $\bigoplus_{\mathbf{b} \in B_d} \mathbf{b}$ if $\mathbf{b}' \in B_d$. The LR of \mathbf{D} refer to all the LR of the rows of \mathbf{D} .

For example, assume $(n, l, m) = (2, 2, 5)$ and consider the following matrix formed by the five received symbols:

$$(\mathbf{A}, \mathbf{y}) = \begin{bmatrix} 1 & 1 & 0 & 1 \\ 1 & 0 & 1 & 1 \\ 1 & 1 & 1 & 0 \\ 0 & 1 & 0 & 1 \\ 1 & 0 & 0 & 0 \end{bmatrix}. \quad (3)$$

We have $\text{rank}(\mathbf{A}, \mathbf{y}) = 3$. Let $B(\mathbf{A}, \mathbf{y})$ consist of the first three rows of (\mathbf{A}, \mathbf{y}) . We can easily verify that $B(\mathbf{A}, \mathbf{y})$ is a basis of (\mathbf{A}, \mathbf{y}) . Then, each row of (\mathbf{A}, \mathbf{y}) can be uniquely represented as an LC of $B(\mathbf{A}, \mathbf{y})$. For example, we have

$$\begin{aligned} (\mathbf{a}_4, y_4) &= (\mathbf{a}_2, y_2) \oplus (\mathbf{a}_3, y_3), \\ (\mathbf{a}_5, y_5) &= (\mathbf{a}_1, y_1) \oplus (\mathbf{a}_2, y_2) \oplus (\mathbf{a}_3, y_3). \end{aligned}$$

Accordingly, we say that (\mathbf{a}_1, y_1) attends the LR of (\mathbf{a}_5, y_5) , and both (\mathbf{a}_2, y_2) and (\mathbf{a}_3, y_3) attend the LR of $\{(\mathbf{a}_4, y_4), (\mathbf{a}_5, y_5)\}$.

For any source symbols $\mathbf{x} \in \mathbb{F}_2^{n \times l}$, denote

$$V(\mathbf{x}) = \{(\mathbf{a}, y) \in (\mathbb{F}_2^n, \mathbb{F}_2^l) : y = \mathbf{a}\mathbf{x}\}. \quad (4)$$

Algorithm 1 Basis-finding algorithm (BFA)

- 1: *Step 1 (Find a basis of (\mathbf{A}, \mathbf{y})):* Assume $\text{rank}(\mathbf{A}, \mathbf{y}) \geq n$, otherwise we can never recover \mathbf{x} . Find a basis of (\mathbf{A}, \mathbf{y}) , denoted by $B(\mathbf{A}, \mathbf{y})$, which consists of $\text{rank}(\mathbf{A}, \mathbf{y})$ linearly independent rows of (\mathbf{A}, \mathbf{y}) .
 - 2: *Step 2 (Find the n most reliable basis elements of $B(\mathbf{A}, \mathbf{y})$):* Find the n basis elements of $B(\mathbf{A}, \mathbf{y})$, which form a set denoted by $B_n(\mathbf{A}, \mathbf{y})$, that attend the largest numbers of linear representations of $(\mathbf{A}, \mathbf{y}) \setminus B(\mathbf{A}, \mathbf{y})$.
 - 3: *Step 3 (Recover \mathbf{x}):* Recover \mathbf{x} from $B_n(\mathbf{A}, \mathbf{y})$ by using the inactivation decoding [5]–[11].
-

$V(\mathbf{x})$ contains all the 2^n possible ESs/correct received symbols, each of which is a row vector in \mathbb{F}_2^{n+l} . Any basis of $V(\mathbf{x})$, say $B(V(\mathbf{x}))$, must contain exactly n linearly independent ESs. We can recover \mathbf{x} from $B(V(\mathbf{x}))$ by using the inactivation decoding [5]–[11]. Inspired by the above observations, our proposed BFA is to find a basis of (\mathbf{A}, \mathbf{y}) and then use the n most reliable basis elements to recover \mathbf{x} , as shown in Algorithm 1.

In Step 1 of Algorithm 1, we can easily generate $B(\mathbf{A}, \mathbf{y})$ in the way below:

(W1) Let $B(\mathbf{A}, \mathbf{y}) = \emptyset$.

(W2) For $i = 1, 2, \dots, m$, if (\mathbf{a}_i, y_i) is not an LC of $B(\mathbf{A}, \mathbf{y})$, add (\mathbf{a}_i, y_i) into $B(\mathbf{A}, \mathbf{y})$.

The rationale behind Step 2 of Algorithm 1 is that the correct basis elements of $B(\mathbf{A}, \mathbf{y})$ generally attend more LR of $(\mathbf{A}, \mathbf{y}) \setminus B(\mathbf{A}, \mathbf{y})$ than the incorrect basis elements, which provides a way to measure the reliability of each basis element. We will discuss this in details later in Section V when analyzing the error performance of Algorithm 1. Accordingly, $B_n(\mathbf{A}, \mathbf{y})$ has a high chance to have n correct basis elements. If $B_n(\mathbf{A}, \mathbf{y})$ consists of n correct basis elements, Step 3 of Algorithm 1 can successfully recover \mathbf{x} with the inactivation decoding [5]–[11].

We give a toy example to show how Algorithm 1 works. Assume that (\mathbf{A}, \mathbf{y}) is given by (3) and only (\mathbf{a}_1, y_1) and (\mathbf{a}_5, y_5) are incorrect. In Step 1, according to (W1) and (W2), we have $B(\mathbf{A}, \mathbf{y}) = \{(\mathbf{a}_1, y_1), (\mathbf{a}_2, y_2), (\mathbf{a}_3, y_3)\}$. In Step 2, we have $B_n(\mathbf{A}, \mathbf{y}) = \{(\mathbf{a}_2, y_2), (\mathbf{a}_3, y_3)\}$, since both (\mathbf{a}_2, y_2) and (\mathbf{a}_3, y_3) attend two LR of $(\mathbf{A}, \mathbf{y}) \setminus B(\mathbf{A}, \mathbf{y}) = \{(\mathbf{a}_4, y_4), (\mathbf{a}_5, y_5)\}$, while (\mathbf{a}_1, y_1) only attends one LR (the LR of (\mathbf{a}_5, y_5)). By assumption, $B_n(\mathbf{A}, \mathbf{y})$ consists of two correct received symbols, indicating that Step 3 can successfully recover \mathbf{x} from $B_n(\mathbf{A}, \mathbf{y})$.

We remark that the BFA is very simple in the sense that it only needs to involve the basic operations of linear algebra, e.g. GE. We will show how to implement it in details in the next section. We further remark that the BFA only needs to take the received symbols (\mathbf{A}, \mathbf{y}) as input. Other information, such as the channel transition probability, is not necessary. However, if we have some reliability information associated with the received symbols, the BFA can make use of it: process the received symbols from the most reliable one to the least reliable one when generating the basis $B(\mathbf{A}, \mathbf{y})$ in Step 1. By doing so, the basis $B(\mathbf{A}, \mathbf{y})$ can have the

best chance to include n correct basis elements, which is necessary for successfully recovering \mathbf{x} . For example, in the DNA fountain scheme [21], the reliability of each received symbol is proportional to its number of occurrence, which can be utilized by the BFA.

IV. IMPLEMENTATION OF BASIS-FINDING ALGORITHM

In this section, we develop two ways to implement the BFA given by Algorithm 1. The first way is named straightforward implementation which is based on the conventional GE. The second way is referred to as the efficient implementation which employs triangulation, the key idea of inactivation decoding [5]–[11], to reduce the complexity of the straightforward implementation.

A. Straightforward Implementation

The idea is to use the GE to realize (W1) and (W2) so as to generate $B(\mathbf{A}, \mathbf{y})$ and to identify the LR of each basis element of $B(\mathbf{A}, \mathbf{y})$. Let r denote the number of existing basis elements, which equals to zero at the beginning and increases by one when a new basis element is added into $B(\mathbf{A}, \mathbf{y})$. For any $i \in [m]$, denote $(\mathbf{A}[i], \mathbf{y}[i])$ as the first i received symbols. We always maintain $(\mathbf{A}[r], \mathbf{y}[r])$ as the basis elements that are found (i.e., maintain $B(\mathbf{A}, \mathbf{y}) = (\mathbf{A}[r], \mathbf{y}[r])$) through applying necessary row-exchange to (\mathbf{A}, \mathbf{y}) . Moreover, we maintain an upper triangular form of $(\mathbf{A}[r], \mathbf{y}[r])$, denoted by \mathbf{B} , and use a matrix \mathbf{Q} to record the elementary row operations leading $(\mathbf{A}[r], \mathbf{y}[r])$ to \mathbf{B} . Specifically, for the i -th row of \mathbf{B} (resp. \mathbf{Q}), denoted by \mathbf{b}_i (resp. \mathbf{q}_i), we always maintain $\mathbf{b}_i = \mathbf{q}_i \cdot (\mathbf{A}[r], \mathbf{y}[r])$ if both $\mathbf{b}_i \neq \text{NULL}$ and $\mathbf{q}_i \neq \text{NULL}$ (i.e., if \mathbf{b}_i and \mathbf{q}_i are valid). The matrix \mathbf{B} (instead of $(\mathbf{A}[r], \mathbf{y}[r])$) is used to eliminate the non-zero entries in a received symbol, while \mathbf{Q} is used to track the LR of the received symbol. For any vector \mathbf{b} over \mathbb{F}_2 , we use $\psi(\mathbf{b})$ to denote the index of the leftmost non-zero entry of \mathbf{b} , and let $\psi(\mathbf{b}) = \infty$ if \mathbf{b} is a zero vector. We summarize the corresponding decoding process in Algorithm 2.

Take (3) as an example, and assume that only (\mathbf{a}_1, y_1) and (\mathbf{a}_5, y_5) are incorrect. At the end of Algorithm 2, (\mathbf{A}, \mathbf{y}) does not change, $(\mathbf{A}[3], \mathbf{y}[3])$ forms the basis ($r = 3$), and \mathbf{B} and \mathbf{Q} become

$$[\mathbf{B} \mid \mathbf{Q}] = \left[\begin{array}{cccc|cccc} 1 & 1 & 0 & 1 & 1 & 0 & 0 \\ 0 & 1 & 1 & 0 & 1 & 1 & 0 \\ 0 & 0 & 1 & 1 & 1 & 0 & 1 \\ - & - & - & - & - & - & - \\ - & - & - & - & - & - & - \end{array} \right],$$

where “—” indicates the fourth and fifth rows of \mathbf{B} and \mathbf{Q} equal to NULL. \mathbf{B} is an upper triangular matrix which can be used to eliminate the non-zero entries of a received symbol in a straightforward way, while \mathbf{Q} can be used to identify the LC of $(\mathbf{A}[r], \mathbf{y}[r])$ that represents the received symbol. More specifically, we can easily see that $(\mathbf{a}_4, y_4) = \mathbf{b}_2 \oplus \mathbf{b}_3$. Accordingly, we have $(\mathbf{a}_4, y_4) = (\mathbf{q}_2 \oplus \mathbf{q}_3) \cdot (\mathbf{A}[3], \mathbf{y}[3]) = (0, 1, 1) \cdot (\mathbf{A}[3], \mathbf{y}[3]) = (\mathbf{a}_2, y_2) \oplus (\mathbf{a}_3, y_3)$. On the other hand, we can similarly have $(\mathbf{a}_5, y_5) = \mathbf{b}_1 \oplus \mathbf{b}_2 \oplus \mathbf{b}_3 = (\mathbf{a}_1, y_1) \oplus$

Algorithm 2 Straightforward implementation of basis-finding algorithm

Input: (\mathbf{A}, \mathbf{y}) .

Output: $\hat{\mathbf{x}}$.

```

1:  $r \leftarrow 0$ .
2:  $\mathbf{b}_i \leftarrow \mathbf{q}_i \leftarrow \text{NULL}, \forall i \in [n+l]$ . //There are at most  $n+l$ 
   basis elements.
3: for  $i \leftarrow 1, 2, \dots, m$  do
4:    $\mathbf{b} \leftarrow [b_j]_{1 \leq j \leq n+l} \leftarrow (\mathbf{a}_i, y_i)$ .
5:    $\mathbf{q} \leftarrow [q_j]_{1 \leq j \leq r} \leftarrow \{0\}^r$ . //Set  $\mathbf{b} = \mathbf{q} \cdot (\mathbf{A}[r], \mathbf{y}[r]) \oplus$ 
    $(\mathbf{a}_i, y_i)$ .
6:   while  $\psi(\mathbf{b}) \neq \infty$  do
7:      $t \leftarrow \psi(\mathbf{b})$ .
8:     if  $\mathbf{b}_t \neq \text{NULL}$  then
9:        $\mathbf{b} \leftarrow \mathbf{b} \oplus \mathbf{b}_t$ . //Make  $b_t = 0$  and then  $\psi(\mathbf{b})$  must
       increase.
10:       $\mathbf{q} \leftarrow \mathbf{q} \oplus \mathbf{q}_t$ . //Maintain  $\mathbf{b} = \mathbf{q} \cdot (\mathbf{A}[r], \mathbf{y}[r]) \oplus$ 
       $(\mathbf{a}_i, y_i)$  since  $\mathbf{b}_t = \mathbf{q}_t \cdot (\mathbf{A}[r], \mathbf{y}[r])$ .
11:    else
12:      //  $(\mathbf{a}_i, y_i)$  is a basis element.
13:       $r \leftarrow r + 1$ .
14:      Swap  $(\mathbf{a}_i, y_i)$  and  $(\mathbf{a}_r, y_r)$ . //Maintain
       $(\mathbf{A}[r], \mathbf{y}[r])$  as the basis of  $(\mathbf{A}[i], \mathbf{y}[i])$ .
15:       $N_r = 0$ . //Number of LR  $(\mathbf{a}_r, y_r)$  attends.
16:       $\mathbf{b}_t \leftarrow \mathbf{b}$ .
17:       $\mathbf{q}_t \leftarrow [\mathbf{q} \ 1]$ . //  $\mathbf{b}_t = \mathbf{q}_t \cdot (\mathbf{A}[r], \mathbf{y}[r])$  is kept.
18:      For any  $t' \neq t \in [n+l]$  with  $\mathbf{q}_{t'} \neq \text{NULL}$ , append
      one zero to the tail of  $\mathbf{q}_{t'}$ . //Maintain  $\mathbf{b}_{t'} = \mathbf{q}_{t'} \cdot$ 
       $(\mathbf{A}[r], \mathbf{y}[r])$ .
19:      Goto label_out. //Goto line 23.
20:    end if
21:  end while
22:   $N_j \leftarrow N_j + 1, \forall j \in [r]$  with  $q_j = 1$ . //  $\mathbf{b}$  is a zero
   vector, indicating  $(\mathbf{a}_i, y_i) = \bigoplus_{j \in [r], q_j=1} (\mathbf{a}_j, y_j)$ .
23:  label_out.
24: end for
25: //At this point, we have  $B(\mathbf{A}, \mathbf{y}) = (\mathbf{A}[r], \mathbf{y}[r])$ , and for
    $i \in [r]$ ,  $(\mathbf{a}_i, y_i)$  attends  $N_i$  many LR of  $(\mathbf{A}, \mathbf{y}) \setminus B(\mathbf{A}, \mathbf{y})$ .
26: if  $\exists N^* \geq 0$  with  $|\{i \in [r] : N_i \geq N^*\}| = n$  then
27:   Let  $B_n(\mathbf{A}, \mathbf{y})$  consist of the rows of  $(\mathbf{A}, \mathbf{y})$  with indices
    $\{i \in [r] : N_i \geq N^*\}$ .
28:   Recover  $\mathbf{x}$ : Give an estimation  $\hat{\mathbf{x}}$  of  $\mathbf{x}$  by applying the
   inactivation decoding [5]–[11] on  $B_n(\mathbf{A}, \mathbf{y})$ .
29: else
30:   Claim a decoding failure.
31: end if

```

$(\mathbf{a}_2, y_2) \oplus (\mathbf{a}_3, y_3)$. As a result, $B_n(\mathbf{A}, \mathbf{y})$ consists of (\mathbf{a}_2, y_2) and (\mathbf{a}_3, y_3) , which are then used to successfully recover \mathbf{x} .

We remark that the condition in line 26 of Algorithm 2 is to ensure a unique way to form $B_n(\mathbf{A}, \mathbf{y})$. Otherwise, there will be no way to form $B_n(\mathbf{A}, \mathbf{y})$ if $r < n$, or there will be $\binom{u-v}{n-v}$ ways if $\exists N^* \geq 0$ with $u = |\{i \in [r] : N_i \geq N^*\}| > n$ and $v = |\{i \in [r] : N_i \geq N^* + 1\}| < n$. Assuming there are $\binom{u-v}{n-v}$ ways to form $B_n(\mathbf{A}, \mathbf{y})$, the probability for $B_n(\mathbf{A}, \mathbf{y})$ to consist of n correct basis elements is at most $1/\binom{u-v}{n-v} \leq$

$1/2$ if $(\mathbf{A}[r], \mathbf{y}[r])$ contains n correct basis elements and is 0 otherwise. This indicates that if the condition in line 26 of Algorithm 2 does not hold, we are not able to recover \mathbf{x} with a reasonable reliability. Therefore, we claim a decoding failure for this situation.

The most time consuming part of Algorithm 2 lies on lines 9 and 10. For a given i of line 3, lines 9 and 10 can be implemented for at most r times, each time with complexity $O(n+l)$, where $r = \text{rank}(\mathbf{A}, \mathbf{y})$ is the upper bound of the number of valid \mathbf{b}_t for line 9. Thus, the time complexity of Algorithm 2 is given by $O(mr(n+l))$, or $O(m(n+l)^2)$ for simplicity. We remark that the time complexity for recovering \mathbf{x} from $B_n(\mathbf{A}, \mathbf{y})$ is $O(n^2(n+l))$ if the conventional GE is used, and may be reduced if the inactivation decoding [5]–[11] is applied. Thus, this time complexity does not dominate that of Algorithm 2.

B. Efficient Implementation

Let θ denote the average weight of each row of \mathbf{A} . For practical fountain codes, \mathbf{A} is very sparse, i.e., θ is very small compared to n . For example, LT codes [3] have $\theta = O(\log n)$ and Raptor codes [4] have $\theta = O(1)$. As a result, we can efficiently implement Algorithm 1 by making use of the sparsity of \mathbf{A} . The key idea is to first triangulate \mathbf{A} , similar to the inactivation decoding [5]–[11]. In this section, we illustrate this efficient implementation for Algorithm 1.

The efficient implementation contains two steps. First, convert (\mathbf{A}, \mathbf{y}) to the triangulation form given below:

$$(\mathbf{A}, \mathbf{y}) = [\mathbf{L} \ \mathbf{R}] \quad (5)$$

through necessary row-exchange and column-exchange, where $\mathbf{L} = [l_{i,j}]_{1 \leq i \leq m, 1 \leq j \leq \gamma} \in \mathbb{F}_2^{m \times \gamma}$ is a lower triangular matrix, i.e., $l_{i,j} = 0$ for $1 \leq i < j \leq \gamma$ and $l_{i,i} \neq 0$ for $1 \leq i \leq \gamma$, and $\mathbf{R} \in \mathbb{F}_2^{m \times (n+l-\gamma)}$ consists of the remaining columns of (\mathbf{A}, \mathbf{y}) . Second, call Algorithm 2 with (5) as input.

It has been well studied in [5]–[11] on how to efficiently get the form of (5). The most advanced implementation can be found in [7]. The columns contained in \mathbf{R} are called the inactive columns. In particular, motivated by the idea of permanent inactivation [11], we always let \mathbf{R} contain \mathbf{y} and possibly a few columns of \mathbf{A} ($\gamma = n - o(n)$), since \mathbf{y} is uniformly chosen from $\mathbb{F}_2^{m \times l}$ which thus is generally very dense and can hardly attend \mathbf{L} . We can start to analyze the complexity of Algorithm 2 given the form of (5) from the following lemma.

Lemma 3: The first γ entries of the \mathbf{b}_t in line 9 of Algorithm 2 are zeros except that the t -th entry is non-zero for $t \leq \gamma$ (i.e. after handling $(\mathbf{A}[\gamma], \mathbf{y}[\gamma])$, the first γ rows and columns of \mathbf{B} form an identity matrix).

Proof: It is easy to verify Lemma 3 by noting that \mathbf{L} is a lower triangular matrix and the rows of $[\mathbf{L} \ \mathbf{R}]$ are handled from top to bottom in order. ■

For example, we convert (3) to the form of (5), say

$$(\mathbf{A}, \mathbf{y}) = [\mathbf{L} \ \mathbf{R}] = \begin{bmatrix} 1 & 0 & 1 & 1 \\ 1 & 1 & 0 & 1 \\ 1 & 1 & 1 & 0 \\ 0 & 1 & 0 & 1 \\ 1 & 0 & 0 & 0 \end{bmatrix}, \quad (6)$$

where $\gamma = n = 2$. Then, after calling Algorithm 2, (\mathbf{A}, \mathbf{y}) does not change, and \mathbf{B} and \mathbf{Q} become

$$[\mathbf{B} \mid \mathbf{Q}] = \left[\begin{array}{cccc|ccc} 1 & 0 & 1 & 1 & 1 & 0 & 0 \\ 0 & 1 & 1 & 0 & 1 & 1 & 0 \\ 0 & 0 & 1 & 1 & 0 & 1 & 1 \\ - & - & - & - & - & - & - \\ - & - & - & - & - & - & - \end{array} \right]. \quad (7)$$

We can see that Lemma 3 is satisfied.

Given the form of (5), we are able to reduce the complexity of the most time consuming part of Algorithm 2, i.e., lines 9 and 10. Specifically, for a given i of line 3, lines 9 and 10 are implemented by at most $\min(r, \theta_i + n - \gamma + l)$ times, where $r = \text{rank}(\mathbf{A}, \mathbf{y})$ and θ_i is the number of non-zero entries among the first γ entries of (\mathbf{a}_i, y_i) . The term $\theta_i + n - \gamma + l$ is the upper bound of the times for running the while loop of line 6, since no new non-zero entries occur to the first γ entries of \mathbf{b} according to Lemma 3. On the other hand, at each time lines 9 and 10 have time complexity $O(n+l)$. Therefore, given the form of (5), the time complexity of Algorithm 2 becomes $O(\min(r, \theta + n - \gamma + l)m(n+l))$.

In practice, we have a high chance to make $\gamma = n - O(1)$ for reasonable values of (p_0, n, l, m) . Moreover, the time complexity for getting the form of (5) is negligible compared to that of Algorithm 2. Thus, the time complexity of the proposed efficient implementation is $O(\min(r, \theta + n - \gamma + l)m(n+l))$, which can be significantly smaller than $O(rm(n+l))$, the time complexity of the straightforward implementation (not given the form of (5)), particularly for $r \geq n \gg l$.

We take (3) as the toy example to show how the efficient implementation works. Assume that only (\mathbf{a}_1, y_1) and (\mathbf{a}_5, y_5) are incorrect. First, we convert (3) to the triangulation form of (6), where only the first two rows of (3) are swapped (accordingly, (\mathbf{a}_1, y_1) becomes correct and (\mathbf{a}_2, y_2) becomes incorrect). Then, after calling Algorithm 2, (\mathbf{A}, \mathbf{y}) does not vary from (6), $(\mathbf{A}[3], \mathbf{y}[3])$ forms the basis, and \mathbf{B} and \mathbf{Q} are given by (7). By making use of \mathbf{B} and \mathbf{Q} , we can easily see that $(\mathbf{a}_4, y_4) = (\mathbf{a}_1, y_1) \oplus (\mathbf{a}_3, y_3)$ and $(\mathbf{a}_5, y_5) = (\mathbf{a}_1, y_1) \oplus (\mathbf{a}_2, y_2) \oplus (\mathbf{a}_3, y_3)$. As a result, $B_n(\mathbf{A}, \mathbf{y})$ consists of (\mathbf{a}_1, y_1) and (\mathbf{a}_3, y_3) , which are then used to correctly recover \mathbf{x} .

V. ERROR PERFORMANCE ANALYSIS

In this section, we analyze the error performance of the proposed BFA given by Algorithm 1. For the ease of analysis, we use the following three assumptions throughout this section. However, these assumptions are not necessary for the BFA to apply.

- i) Random fountain codes are considered, i.e., each entry of \mathbf{A} is independently and uniformly chosen from \mathbb{F}_2 .
- ii) For each incorrect received symbol (\mathbf{a}, y) , its error pattern $s = \mathbf{a}\mathbf{x} \oplus y$ is independently and uniformly picked from $\mathbb{F}_2^l \setminus \{\{0\}^l\}$, i.e.,

$$\mathbb{P}(s = s') = \frac{1 - p_0}{2^l - 1}, \quad \forall s' \in \mathbb{F}_2^l \setminus \{\{0\}^l\}.$$

(This assumption is reasonable when errors occur in the seed of (\mathbf{a}, y) and/or y has insertion and deletion errors.)

- iii) The straightforward implementation proposed in Section IV-A, i.e., Algorithm 2, is employed. (In this case, the received symbols $(\mathbf{a}_1, y_1), (\mathbf{a}_2, y_2), \dots, (\mathbf{a}_m, y_m)$ are handled one-by-one in order.)

For $i \in [m]$, recall that (\mathbf{a}_i, y_i) denotes the i -th received symbol and $(\mathbf{A}[i], \mathbf{y}[i])$ denotes the first i received symbols. For convenience, we use $B(i)$ to refer to $B(\mathbf{A}[i], \mathbf{y}[i])$, the basis that is formed by Algorithm 2 after handling $(\mathbf{A}[i], \mathbf{y}[i])$. In particular, we let $B(0) = \emptyset$. Denote $B_c(i)$ and $B_e(i)$ as the sets of correct and incorrect basis elements of $B(i)$, respectively. We have $B(i) = B_c(i) \cup B_e(i)$ and $B_c(i) \cap B_e(i) = \emptyset$. Moreover, we define the following events.

- E : the event that $|B_c(m)| = n$, i.e., $B(\mathbf{A}, \mathbf{y})$ has n correct basis elements. (E is necessary for the BFA to successfully recover \mathbf{x} .)
- E_1 : the event that (\mathbf{A}, \mathbf{y}) contains n linearly independent correct received symbols. (E_1 is necessary for E to occur.)
- E_2 : the event that the error patterns of $B_e(m)$ are linearly independent. (E_2 is necessary for E to occur.)
- E_3 : the event that the error patterns of the incorrect received symbols of (\mathbf{A}, \mathbf{y}) are linearly independent. (E_3 is sufficient for E_2 to occur.)
- F : the event that each basis element of $B_c(m)$ attends more LR's of $(\mathbf{A}, \mathbf{y}) \setminus B(\mathbf{A}, \mathbf{y})$ than each basis element of $B_e(m)$. (F is necessary for the BFA to successfully recover \mathbf{x} .)
- G : the joint event of E_1, E_3 , and F , i.e., (E_1, E_3, F) . (G is sufficient for the BFA to successfully recover \mathbf{x} .)

Lemma 4: The event (E, F) is equivalent to that Algorithm 2 correctly recovers \mathbf{x} .

Proof: If (E, F) happens, it is easy to see that $B_n(\mathbf{A}, \mathbf{y})$ generated by Algorithm 2 must be equal to $B_c(m)$, which consists of n correct basis elements, indicating that Algorithm 2 can correctly recover \mathbf{x} . On the other hand, if Algorithm 2 correctly recovers \mathbf{x} , $B_n(\mathbf{A}, \mathbf{y})$ generated by Algorithm 2 must consist of n correct basis elements. As a result, (E, F) must happen. This completes the proof. ■

With respect to Lemma 4, our task is to investigate $\mathbb{P}(E, F)$. However, it is hard to find a practical method to explicitly compute $\mathbb{P}(E, F)$. Instead, in the following, we first analyze $\mathbb{P}(E)$, which is an upper bound for $\mathbb{P}(E, F)$ such that

$$\mathbb{P}(E) \geq \mathbb{P}(E, F).$$

Then, we analyze $\mathbb{P}(G)$, which is expected to be a tight lower bound for $\mathbb{P}(E, F)$ for relatively small to moderate values of m (explained later). Finally, we analyze $\mathbb{P}(E, F)$ for relatively large m . To start, we present Lemma 5 below which will be extensively used in the subsequent analysis.

Lemma 5: Consider a coin that shows heads with probability p and tails with probability $1 - p$. We toss the coin t times and denote $H(t)$ as the number of times the coin comes up heads. We have

$$\mathbb{P}(H(t) = i) = \binom{t}{i} p^i (1 - p)^{t-i}, \quad i = 0, 1, \dots, t.$$

Moreover, for any given $\epsilon > 0$, we have

$$\begin{aligned}\mathbb{P}(H(t) \leq (p - \epsilon)t) &\leq e^{-2\epsilon^2 t} \text{ and} \\ \mathbb{P}(H(t) \geq (p + \epsilon)t) &\leq e^{-2\epsilon^2 t}.\end{aligned}$$

Proof: The lemma is obviously correct once we note that $H(t)$ follows the binomial distribution and the bounds are direct results of the Hoeffding's inequality [23]. ■

A. Analysis of $\mathbb{P}(E)$

Lemma 6: (E_1, E_2) is equivalent to E .

Proof: Assume that E happens. Then, E_1 must happen. Moreover, if E_2 does not happen, the basis elements of $B(m)$ are not linearly independent, leading to a contradiction. Thus, both E_1 and E_2 must happen. On the other hand, assume that both E_1 and E_2 happen. It is obvious that E happens. ■

Lemma 6 leads to two necessary conditions for (p_0, n, l, m) in order to ensure a sufficiently high $\mathbb{P}(E)$. On the one hand, it is necessary to have

$$m > n/p_0, \quad (8)$$

otherwise $\mathbb{P}(E_1)$ cannot be sufficiently high according to Lemmas 5 and 1. On the other hand, it is also necessary to have

$$l > \frac{1 - p_0}{p_0} n. \quad (9)$$

Otherwise, we have $n + l \leq n/p_0 < m$. Then, $(\mathbf{A}[n + l], \mathbf{y}[n + l])$ will have a high chance to include less than n correct and more than l incorrect received symbols according to Lemma 5. Moreover, according to Lemma 1, these incorrect received symbols are very likely to contain more than l linearly independent received symbols. As a result, $|B_e(n + l)| > l$ happens with a high chance, indicating that $\mathbb{P}(E_2)$ as well as $\mathbb{P}(E)$ cannot be sufficiently high.

Given (p_0, n, l, m) , we can explicitly compute $\mathbb{P}(E)$ by using dynamic programming [24, Section 15.3]. To this end, for $0 \leq i \leq m, 0 \leq n_c \leq n$, and $0 \leq n_e \leq l$, define $P_E(i, n_c, n_e)$ as the probability that $|B_c(i)| = n_c, |B_e(i)| = n_e$, and the error patterns of $B_e(i)$ are linearly independent. We require the error patterns of $B_e(i)$ to be linearly independent so as to ensure E_2 . We have the following theorem.

Theorem 1: We have

$$\mathbb{P}(E) = \sum_{0 \leq n_e \leq l} P_E(m, n, n_e). \quad (10)$$

Moreover, we have $P_E(0, 0, 0) = 1$, and for $0 < i \leq m, 0 \leq n_c \leq n$, and $0 \leq n_e \leq l$, we have

$$\begin{aligned}P_E(i, n_c, n_e) &= P_E(i - 1, n_c, n_e)p_0 \frac{2^{n_c}}{2^n} + \\ &P_E(i - 1, n_c, n_e)(1 - p_0) \frac{2^{n_c + n_e} - 2^{n_c}}{2^{n+l} - 2^{n_c}} + \\ &P_E(i - 1, n_c - 1, n_e)p_0 \frac{2^n - 2^{n_c - 1}}{2^n} + \\ &P_E(i - 1, n_c, n_e - 1)(1 - p_0) \frac{2^{n+l} - 2^{n+n_e - 1}}{2^{n+l} - 2^n}, \quad (11)\end{aligned}$$

where for simplicity, we let $P_E(\cdot, n'_c, n'_e) = 0$ for any $n'_c < 0$ or $n'_e < 0$.

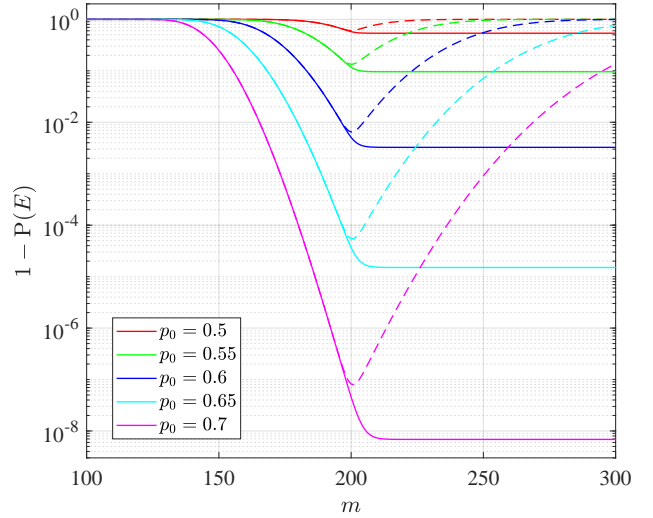


Fig. 2. Numerical result of $1 - \mathbb{P}(E)$ for $(n, l) = (100, 100)$, where solid and dash lines are computed based on (10) and (12), respectively.

Proof: See Appendix A. ■

According to (11), we can compute $P_E(i, n_c, n_e)$ for all $0 < i \leq m, 0 \leq n_c \leq n$, and $0 \leq n_e \leq l$ with time complexity $O(mnl)$. Then, we can compute $\mathbb{P}(E)$ with time complexity $O(l)$ based on (10). As an example, we show the numerical result of $1 - \mathbb{P}(E)$ in Fig. 2 for $(n, l) = (100, 100)$ and different (m, p_0) . From Fig. 2, we can see that $1 - \mathbb{P}(E)$ decreases rapidly for moderate values of m (waterfall region), but almost stops decreasing for large m (error floor region).

We note that in the waterfall (resp. error floor) region, the error patterns of incorrect received symbols have a relatively high (resp. low) probability to be linearly independent. Accordingly, we can approximate $\mathbb{P}(E)$ in the waterfall region based on the following theorem.

Theorem 2: (E_1, E_3) is a sufficient condition for E . We have

$$\begin{aligned}\mathbb{P}(E) &\geq \mathbb{P}(E_1, E_3) \\ &= \sum_{i=\max(n, m-l)}^m \binom{m}{i} p_0^i (1 - p_0)^{m-i} \times \\ &\quad P_{rk}(i, n) P_{rk}^*(l, m - i). \quad (12)\end{aligned}$$

Proof: E_3 is a sufficient condition for E_2 . Then, (E_1, E_3) is a sufficient condition for E according to Lemma 6, leading to $\mathbb{P}(E) \geq \mathbb{P}(E_1, E_3)$. Moreover, in (12), $\binom{m}{i} p_0^i (1 - p_0)^{m-i}$ is the probability that there exist i correct received symbols. Given this condition, E_1 and E_3 are independent. Accordingly, $P_{rk}(i, n)$ (see Lemma 1) is the probability for E_1 to happen. On the other hand, the $m - i$ incorrect received symbols form a $(m - i) \times (n + l)$ matrix in which each row is not a zero vector. Hence, $P_{rk}^*(l, m - i)$ (see Lemma 2) is the probability for the matrix to have rank $m - i$ (i.e., for E_3 to happen). This completes the proof. ■

The time complexity for computing (12) is $O(\max(m, l))$, which is much lower than that for computing (10). Note that as m increases, $1 - \mathbb{P}(E_1)$ keeps decreasing from 1 and $1 - \mathbb{P}(E_3)$ keeps increasing from 0. This explains why $1 - \mathbb{P}(E_1, E_3)$

first decreases and then increases, as can be seen from Fig. 2. Moreover, we can see from Fig. 2 that $\mathbb{P}(E_1, E_3)$ coincides very well with $\mathbb{P}(E)$ in almost the whole waterfall region. This verifies that in the waterfall region, (E_1, E_3) (resp. E_3) is the major event for E (resp. E_2).

We further approximate the computation in Theorem 2 based on the following theorem.

Theorem 3: For any $\epsilon \in (0, p_0)$, let $n(\epsilon) = \lceil (p_0 - \epsilon)m \rceil$. If $n(\epsilon) > n$ and $m - n(\epsilon) < l$, we have

$$\begin{aligned} \mathbb{P}(E) &\geq \mathbb{P}(E_1, E_3) \\ &\geq (1 - e^{-2\epsilon^2 m})(1 - 2^{n-n(\epsilon)})(1 - 2^{m-n(\epsilon)-l}). \end{aligned} \quad (13)$$

Proof: The proof is similar to that of Theorem 2. According to Lemma 5, $1 - e^{-2\epsilon^2 m}$ is the lower bound of the probability that there are at least $n(\epsilon)$ correct received symbols. Given this condition, E_1 and E_3 are independent. Moreover, $1 - 2^{n-n(\epsilon)}$ and $1 - 2^{m-n(\epsilon)-l}$ are the lower bounds of the probabilities for E_1 and E_3 to happen according to Lemmas 1 and 2, respectively. This completes the proof. ■

The time complexity for computing (13) is $O(1)$. We remark that (8), (9), and $m < l/(1 - p_0)$ are necessary for Theorem 3 to have a valid ϵ . The main purpose of Theorem 3 is to predict the behavior of $\mathbb{P}(E)$ for large (n, m, l) in which case it is impossible to compute $\mathbb{P}(E)$ based on (10) or (12). When n, m , and l are multiplied by a factor ν and $\nu \rightarrow \infty$, ϵ can be kept unchanged and the lower bound given by (13) can approach 1. However, it seems hard to find the best ϵ so as to maximize the lower bound of (13).

B. Analysis of $\mathbb{P}(G)$

We use $\mathbb{P}(G)$ to approximate $\mathbb{P}(E, F)$ due to two considerations. First, $G = (E_1, E_3, F)$ is a sufficient condition for (E, F) such that

$$\mathbb{P}(E, F) \geq \mathbb{P}(G).$$

Second, inspired by Section V-A, it is shown that in the waterfall region (for moderate values of m), $\mathbb{P}(E_1, E_3)$ coincides very well with $\mathbb{P}(E)$, implying $\mathbb{P}(G)$ should also coincide very well with $\mathbb{P}(E, F)$ in the waterfall region.

Given (p_0, n, l, m) , we can explicitly compute $\mathbb{P}(G)$ by using dynamic programming again [24, Section 15.3]. To this end, for $0 \leq i \leq m$ and $0 \leq r_0 \leq r \leq n$, assuming \mathbf{D} consists of i arbitrary correct received symbols whose basis is $B(\mathbf{D})$, we define $P_G(i, r, r_0)$ as the probability that $|B(\mathbf{D})| = r$ and there are r_0 basis elements of $B(\mathbf{D})$ attending zero LR's of $\mathbf{D} \setminus B(\mathbf{D})$. We have the following theorem.

Theorem 4: We have

$$\begin{aligned} \mathbb{P}(G) &= \sum_{i=\max(n, m-l)}^m \binom{m}{i} p_0^i (1 - p_0)^{m-i} \times \\ &\quad P_{rk}^*(l, m - i) P_G(i, n, 0). \end{aligned} \quad (14)$$

Moreover, we have $P_G(0, 0, 0) = 1$, and for $0 < i \leq m$ and $0 \leq r_0 \leq r \leq n$, we have

$$\begin{aligned} P_G(i, r, r_0) &= P_G(i - 1, r - 1, r_0 - 1)(1 - 2^{r-1-n}) + \\ &\quad \sum_{r_0 \leq r'_0 \leq r} P_G(i - 1, r, r'_0) \binom{r_0}{r'_0} 2^{r-r'_0-n}, \end{aligned} \quad (15)$$

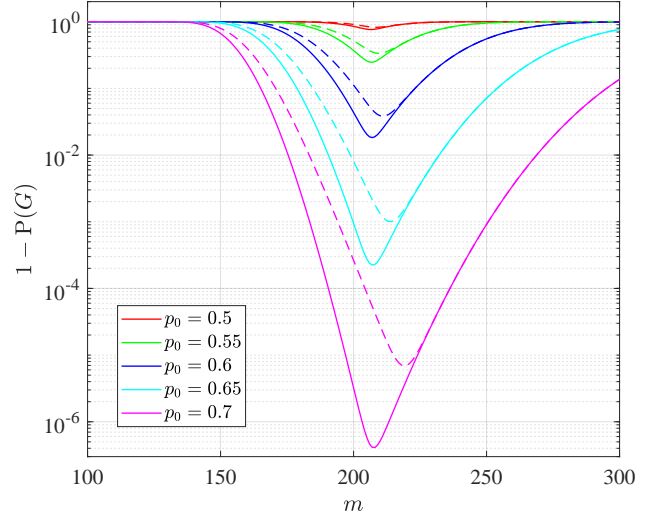


Fig. 3. Numerical result of $1 - \mathbb{P}(G)$ for $(n, l) = (100, 100)$, where solid and dash lines are computed based on (14) and (19), respectively.

where for simplicity, we let $P_G(\cdot, r', r'_0) = 0$ for any $r' < 0$ or $r'_0 < 0$.

Proof: See Appendix B. ■

According to Theorem 4, we can compute $P_G(i, r, r_0)$ for all $0 \leq i \leq m$ and $0 \leq r_0 \leq r \leq n$ with time complexity $O(mn^3)$, and then compute $\mathbb{P}(G)$ with time complexity $O(\max(m, l))$. As an example, we show the numerical result of $1 - \mathbb{P}(G)$ in Fig. 3 for $(n, l) = (100, 100)$ and different (m, p_0) . From Fig. 3, we can see that $1 - \mathbb{P}(G)$ first decreases and then increases as m increases. This trend of $1 - \mathbb{P}(G)$ coincides well with that of $1 - \mathbb{P}(E_1, E_3)$ shown by Fig. 2.

We are now to approximate $P_G(i, n, 0)$ so as to reduce the complexity for computing $\mathbb{P}(G)$.

Lemma 7: For $i \geq n$, we have

$$P_G(i, n, 0) \geq \max_{0 \leq h \leq i-n} P_{rk}(i - h, n)(1 - 2^{-h})^n \quad (16)$$

$$\geq \max_{0 \leq h \leq i-n} (1 - 2^{n-i+h})(1 - 2^{-h})^n \quad (17)$$

$$= \max_{[\hat{h}] \leq h \leq [\hat{h}]} (1 - 2^{n-i+h})(1 - 2^{-h})^n, \quad (18)$$

where $\hat{h} = \log_2 \left(\sqrt{(n-1)^2 + n2^{i-n+2}} - n + 1 \right) - 1$.

Proof: For $i \geq n$ and given $h \in \{0, 1, \dots, i - n\}$, denote B as the basis of $i - h$ arbitrary correct received symbols. $P_{rk}(i - h, n)$ (see Lemma 1) is the probability for $|B| = n$. Further given $|B| = n$, all basis elements of B have probability $1/2$ to independently attend the LR of an arbitrary correct received symbol. Thus, among the LR's of h arbitrary correct received symbols, $1 - 2^{-h}$ is the probability for a basis element of B to attend at least one LR, and $(1 - 2^{-h})^n$ is the probability for all the n basis elements of B to attend at least one LR. This completes the proof of (16). According to Lemma 1, (17) holds. Moreover, define $f(h) = (1 - 2^{n-i+h})(1 - 2^{-h})^n$ as a function of h on the real interval $[0, i - n]$. By computing $\frac{df}{dh}$, we can easily see that $f(h)$ increases in $[0, \hat{h}]$ and decreases in $[\hat{h}, i - n]$, leading to (18). ■

Theorem 5: We have

$$\mathbb{P}(G) \geq \sum_{i=\max(n,m-l)}^m \binom{m}{i} p_0^i (1-p_0)^{m-i} P_{rk}^*(l, m-i) \times \max_{\lfloor \hat{h} \rfloor \leq h \leq \lceil \hat{h} \rceil} P_{rk}(i-h, n) (1-2^{-h})^n, \quad (19)$$

where $\hat{h} = \log_2 \left(\sqrt{(n-1)^2 + n2^{i-n+2}} - n + 1 \right) - 1$.

Proof: This theorem is a combined result of Theorem 4 and Lemma 7. ■

The time complexity for computing (19) is $O(\max(m, l))$, which is much lower than that for computing (14). From Fig. 3, we can see that (19) offers an acceptable lower bound for $\mathbb{P}(G)$.

We further approximate the computation in Theorem 5 based on the following theorem.

Theorem 6: For any $\epsilon \in (0, p_0)$, let $n(\epsilon) = \lceil (p_0 - \epsilon)m \rceil$. If $n(\epsilon) > n$ and $m - n(\epsilon) < l$, we have

$$\mathbb{P}(G) \geq (1 - e^{-2\epsilon^2 m}) (1 - 2^{m-n(\epsilon)-l}) \times \max_{\lfloor \hat{h} \rfloor \leq h \leq \lceil \hat{h} \rceil} (1 - 2^{n-n(\epsilon)+h}) (1 - 2^{-h})^n, \quad (20)$$

where $\hat{h} = \log_2 \left(\sqrt{(n-1)^2 + n2^{n(\epsilon)-n+2}} - n + 1 \right) - 1$.

Proof: According to Lemma 5, $1 - e^{-2\epsilon^2 m}$ is the lower bound of the probability that there are at least $n(\epsilon)$ correct received symbols. Then, we can easily derive (20) by using $1 - e^{-2\epsilon^2 m}$ and $n(\epsilon)$ to replace $\sum_{i=\max(n,m-l)}^m \binom{m}{i} p_0^i (1-p_0)^{m-i}$ and i in (19), respectively. ■

The time complexity for computing (20) is $O(1)$. The main purpose of Theorem 6 is to predict the behavior of $\mathbb{P}(G)$ for large (n, m, l) in which case it is impossible to compute $\mathbb{P}(G)$ based on (14) or (19). When n, m , and l are multiplied by a factor ν and $\nu \rightarrow \infty$, ϵ can be kept unchanged; meanwhile, the lower bound given by (20) can approach 1 (it is easier to see this for $h = (n(\epsilon) - n)/2$). However, it seems hard to find the best ϵ so as to maximize the lower bound of (20).

C. Analysis of $\mathbb{P}(E, F)$ for Relatively Large m

As m increases, E_3 becomes less likely to happen than (E, F) but E_3 is actually not necessary for (E, F) . Thus, it is not suitable to use $\mathbb{P}(G)$ to approximate $\mathbb{P}(E, F)$ for relatively large m . On the other hand, for relatively large m , $1 - \mathbb{P}(E)$ almost stops decreasing (encountering error floor), as can be seen from Fig. 2. Since $\mathbb{P}(E)$ is an upper bound of $\mathbb{P}(E, F)$, $1 - \mathbb{P}(E, F)$ must also encounter the error floor. To see whether $1 - \mathbb{P}(E, F)$ can approach $1 - \mathbb{P}(E)$ or not, we need to check how $\mathbb{P}(F|E)$ behaves as m continuously increases.

Theorem 7: Let B_r be an arbitrary set of r linearly independent received symbols, which includes n correct and $r-n$ incorrect received symbols ($n \leq r \leq n+l$). Let (\mathbf{a}, \mathbf{y}) be an arbitrary received symbol which is an LC of B_r . Define p_c (resp. p_e) as the probability that a correct (resp. incorrect) received symbol of B_r attends the LR of (\mathbf{a}, \mathbf{y}) . We have

$$p_c = 1/2 \text{ and } p_e = \frac{(1-p_0)2^{r-n-1}/(2^l-1)}{p_0 + (1-p_0)(2^{r-n}-1)/(2^l-1)} < p_c.$$

Proof: See Appendix C. ■

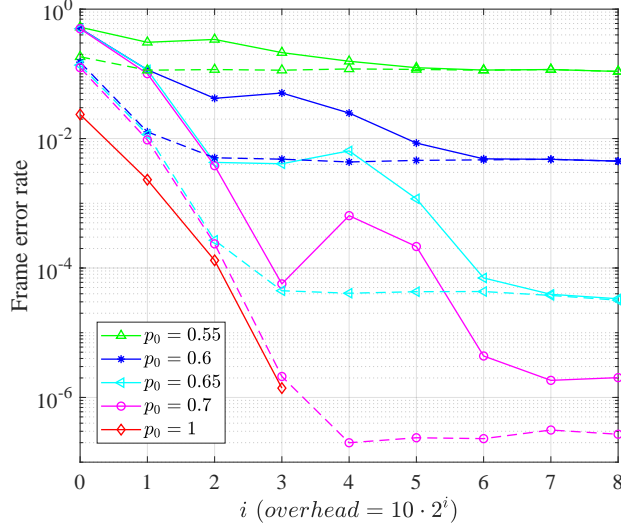
Theorem 7 indicates that if E happens, the correct basis elements have a better chance to attend more LR of $(\mathbf{A}, \mathbf{y}) \setminus B(\mathbf{A}, \mathbf{y})$ than the incorrect basis elements. Combining with Lemma 5, we are likely to have $\mathbb{P}(F|E) \rightarrow 1$ and $\mathbb{P}(E, F) \rightarrow \mathbb{P}(E)$ as $m \rightarrow \infty$. However, it seems not easy to get a satisfied bound of $\mathbb{P}(E, F)$ for relatively large m , mainly because the incorrect basis elements do not independently attend the LR of $(\mathbf{A}, \mathbf{y}) \setminus B(\mathbf{A}, \mathbf{y})$.

VI. SIMULATION RESULTS

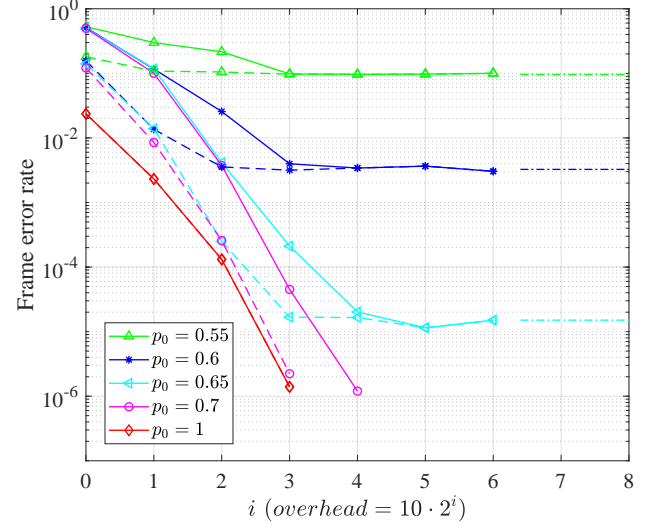
In this section, we present the simulation results for our proposed BFA and the BP algorithm [13]. We realize the BFA using both the straightforward implementation and efficient implementation. LT codes are employed, and the weights of LT ESs follow the RSD with $(\delta, c) = (0.01, 0.02)$ (see Definition 1). For any transmitted ES $(\mathbf{a}, \mathbf{y}) \in (\mathbb{F}_2^n, \mathbb{F}_2^l)$, it remains the same with probability p_0 at the receiver side, and with probability $1 - p_0$, an error pattern is uniformly selected from $\mathbb{F}_2^l \setminus \{\{0\}^l\}$ to add into \mathbf{y} . We present the error performance of the BFA in the way of FER versus the overhead. FER corresponds to the frequency that Algorithm 2 does not correctly recover \mathbf{x} (i.e., the frequency that the event (E, F) does not happen according to Lemma 4). The overhead is defined as $p_0 m - n$, which is the expected number of redundant correct received symbols. In particular, for $p_0 = 1$, this definition is consistent with the definition of the overhead for erasure channels. We collect more than 50 frame errors for each simulation point.

In Fig. 4, we show the error performance of the BFA for $(n, l) = (100, 100)$. We remark that the case of $p_0 = 1$ corresponds to an erasure channel where all received symbols are correct. In this case, the BFA has the same FER as the inactivation decoding [5]–[11] which is the ML decoder for fountain codes. Hence, the FER for $p_0 = 1$ can be used as a benchmark when investigating the error performance of the BFA for $p_0 < 1$. For relatively small overheads (e.g., $\text{overhead} \leq 10 \cdot 2^2$), the straightforward implementation and the efficient implementation perform comparably. However, for relatively large overheads (e.g., $\text{overhead} \geq 10 \cdot 2^3$), the efficient implementation performs significantly better than the straightforward implementation. In particular, FER of the efficient implementation can eventually decrease to the lower bound $1 - \mathbb{P}(E)$ (see (10)) that is derived for random fountain codes.

We find that for LT codes and for relatively large overheads, the error performance of the BFA is very sensitive to the choice of basis. In particular, a good choice should make the basis elements attend the LR of received symbols with probabilities like those given by Theorem 7, i.e., mimic the behavior of random fountain codes. In fact, we try to achieve this by carefully optimizing the choice of basis for the efficient implementation. Instead, the basis found by the straightforward implementation is unique once the received symbols are given. However, the basis elements found by the straightforward implementation do not follow Theorem 7 well when LT codes rather than random fountain codes are



(a) Straightforward implementation.



(b) Efficient implementation.

Fig. 4. Error performance of the BFA for $(n, l) = (100, 100)$, where solid (resp. dash) lines correspond to the frequencies that (E, F) (resp. E) does not happen, and dash-dot lines are $1 - \mathbb{P}(E)$ computed based on (10). (The events E and F are defined in Section V.)

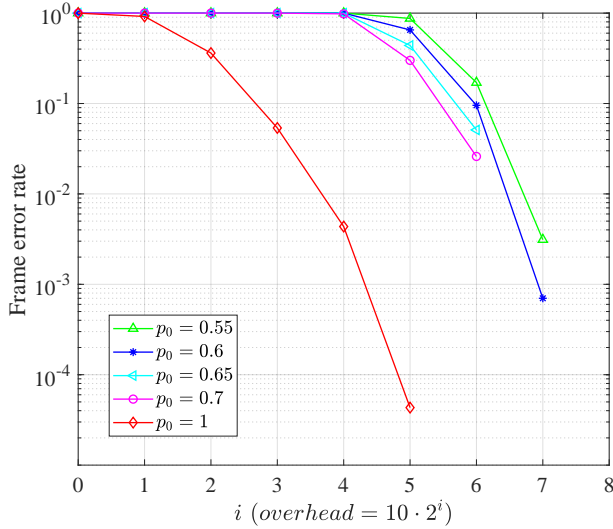


Fig. 5. FER of the BP algorithm [13] for $(n, l) = (100, 100)$. The maximum decoding iteration is set as 100.

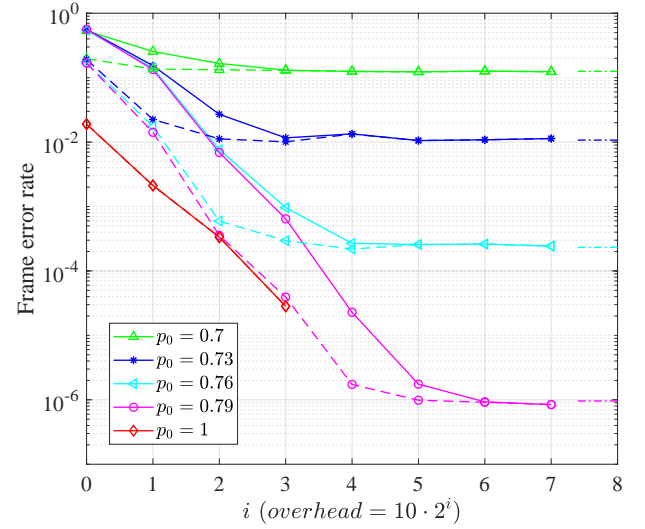


Fig. 6. Error performance of the BFA with efficient implementation for $(n, l) = (200, 100)$, where solid (resp. dash) lines correspond to the frequencies that (E, F) (resp. E) does not happen, and dash-dot lines are $1 - \mathbb{P}(E)$ computed based on (10). (The events E and F are defined in Section V.)

used. This is the main reason that leads to the big difference between the error performance of the straightforward and efficient implementations. It is an interesting topic to develop a systematic way of selecting suitable basis elements so as to improve the error performance. We leave it as a future work.

In Fig. 5, we show the FER of the BP algorithm for $(n, l) = (100, 100)$. For any received symbol (\mathbf{a}, y) , any bit in y is correct with probability $p_0 + (1 - p_0)(2^{l-1} - 1)/(2^l - 1)$ which can be used to compute the log-likelihood ratio (LLR) of the bit. Compared to Fig. 4, we can see that the BFA can significantly outperform the BP algorithm, except for cases where $p_0 < 1$ and the overhead is extremely large. For those cases, the BFA can have higher error floor than the BP algorithm.

In Fig. 6, we present the error performance of the BFA for $(n, l) = (200, 100)$. Efficient implementation is employed. We can see that similar to Fig. 4(b), the FER of the efficient implementation can also eventually decrease to the lower bound computed based on (10). Meanwhile, we show the FER of the BP algorithm in Fig. 7. The comparison result between Fig. 7 and Fig. 6 coincides with that between Fig. 5 and Fig. 4(b).

In Fig. 8, we present the error performance of the BFA with efficient implementation and the BP algorithm for $(n, l) = (1000, 100)$. Observe that the BFA can also significantly outperform the BP algorithm for the longer LT code. We

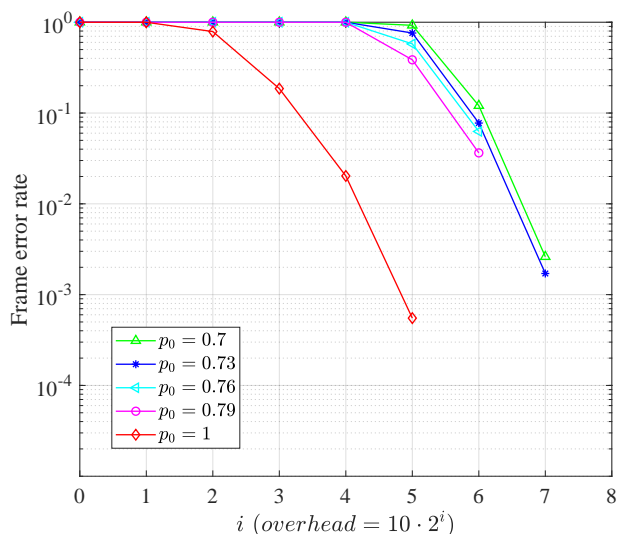


Fig. 7. FER of the BP algorithm [13] for $(n, l) = (200, 100)$. The maximum decoding iteration is set as 100.

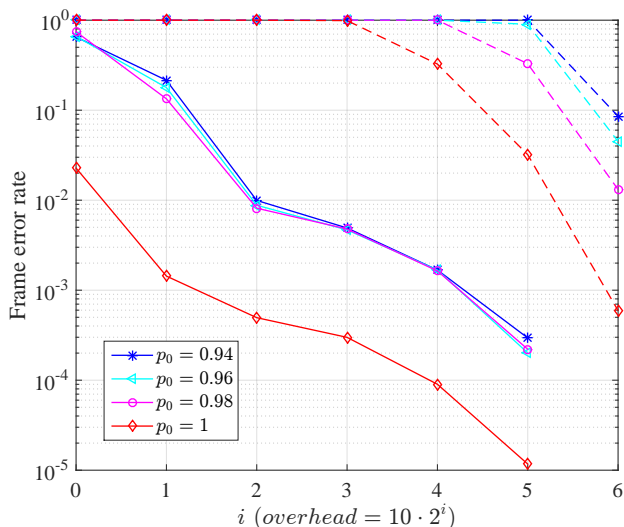


Fig. 8. FER of the BFA with efficient implementation (solid lines) and the BP algorithm [13] with 100 iterations (dash lines) for $(n, l) = (1000, 100)$.

remark that C++ allows at most 64 bits to represent a number. Due to this limitation, we are not able to compute an FER lower bound based on (10) due to the computation overflow.

All the previous simulations reveal that the BP algorithm runs much slower (tens to hundreds of times slower) than the BFA. We think one major reason is that the BP algorithm has many complicated floating-point operations, while the BFA only has simple integer operations and many of them are bit-XOR operations.

VII. CONCLUSIONS AND REMARKS

In this paper, we have proposed the basis-finding algorithm (BFA) for decoding fountain codes where the received symbols may have errors. It is motivated by the application of fountain codes in the DNA-based data storage systems where the inner code decoding, which generally has undetectable errors, is

performed before the outer fountain code decoding. The BFA only needs to take the received symbols as input, but it can also make use of the reliability information (if available) of the received symbols for decoding. The BFA has a straightforward implementation and an efficient implementation, both of which are based on Gaussian elimination (GE) and thus have polynomial time complexities.

Extensive simulations with Luby transform (LT) codes have revealed that the BFA can have significantly better frame error rate (FER) than the belief propagation (BP) algorithm [13], except that the BFA can have higher error floor when the overhead is extremely large. We remark that for the case with $p_0 = 1$ which corresponds to an erasure channel, the BFA is essentially the same as the inactivation decoding [5]–[11], and it is well known that the inactivation decoding can significantly outperform the BP algorithm for any given overhead. Moreover, in the DNA-based data storage systems, the overhead is predefined and fixed before writing information into DNA strands which correspond to codewords of the inner codes/encoded symbols of the outer fountain codes. As a result, given that a valid DNA strand (i.e., being a codeword of the inner codes and a correct encoded symbol of the outer fountain codes) is very unlikely to change into another valid DNA strand, the maximum possible number of distinct valid DNA strands that can be recovered after the inner code decoding can still be considered to be fixed (determined by the predefined overhead). Meanwhile, the predefined overhead cannot be too large in order to ensure a high data storage efficiency. This implies that the BFA may always have a much better error performance than the BP algorithm when applied to the DNA-based data storage systems.

For random fountain codes, we have derived the theoretical bounds for the FER of the BFA. The theoretical results can accurately predict the error floor of the BFA with efficient implementation. Meanwhile, theoretical analysis indicates that the error floor of the BFA is mainly due to the existence of the incorrect received symbols such that the basis of the received symbols may not contain sufficient number of correct received symbols. One possible way to reduce the error floor is to make use of the reliability information (if available) of the received symbols when generating the basis, such as making use of the number of occurrence (proportional to the reliability) of each received symbol in the DNA-based data storage systems.

APPENDIX A PROOF OF THEOREM 1

Based on the definition of $P_E(\cdot, \cdot, \cdot)$, it is easy to see that (10) holds and $P_E(0, 0, 0) = 1$. We now compute $P_E(i, n_c, n_e)$ for $0 < i \leq m, 0 \leq |B_c(i)| = n_c \leq n$, and $0 \leq |B_e(i)| = n_e \leq l$. We only need to compute how $P_E(i-1, \cdot, \cdot)$ contributes to $P_E(i, n_c, n_e)$ by taking into account all the situations that happen to the i -th received symbol (\mathbf{a}_i, y_i) . According to the first two assumptions at the beginning of Section V, if (\mathbf{a}_i, y_i) is correct, it has 2^n equally like possibilities to occur; otherwise, it has $2^{n+l} - 2^n$ equally like possibilities to occur. Moreover, according to the third assumption at the beginning of Section V, $(\mathbf{a}_i, y_i) \in B(i)$ if and only if (iff) (\mathbf{a}_i, y_i) is not an LC of $B(i-1)$.

Case 1 ((\mathbf{a}_i, y_i) is correct and $(\mathbf{a}_i, y_i) \notin B(i)$): This indicates a way that $P_E(i-1, n_c, n_e)$ contributes to $P_E(i, n_c, n_e)$. In this case, any basis element of $B_e(i)$ cannot attend the LR of (\mathbf{a}_i, y_i) , since the error pattern of (\mathbf{a}_i, y_i) is a zero vector and the error patterns of $B_e(i)$ are linearly independent. Moreover, as $(\mathbf{a}_i, y_i) \notin B(i)$, (\mathbf{a}_i, y_i) must be an LC of $B_c(i-1)$ and thus has 2^{n_c} possibilities to occur. Therefore, Case 1 happens with probability $p_0 2^{n_c} / 2^n$.

Case 2 ((\mathbf{a}_i, y_i) is incorrect and $(\mathbf{a}_i, y_i) \notin B(i)$): This indicates the other way that $P_E(i-1, n_c, n_e)$ contributes to $P_E(i, n_c, n_e)$. In this case, (\mathbf{a}_i, y_i) is an LC of $B(i-1)$ and has $2^{n_c+n_e} - 2^{n_c}$ possibilities to occur. Thus, Case 2 happens with probability $(1-p_0)(2^{n_c+n_e} - 2^{n_c}) / (2^{n+l} - 2^n)$.

Case 3 ((\mathbf{a}_i, y_i) is correct and $(\mathbf{a}_i, y_i) \in B(i)$): (If $n_c = 0$, this case does not happen.) This indicates the only way that $P_E(i-1, n_c-1, n_e)$ contributes to $P_E(i, n_c, n_e)$. In this case, we must have $B_c(i-1) = B_c(i) \setminus \{(\mathbf{a}_i, y_i)\}$. Since (\mathbf{a}_i, y_i) is correct and is not an LC of $B_c(i-1)$, it has $2^n - 2^{n_c-1}$ possibilities to occur. Therefore, Case 3 happens with probability $p_0(2^n - 2^{n_c-1}) / 2^n$.

Case 4 ((\mathbf{a}_i, y_i) is incorrect and $(\mathbf{a}_i, y_i) \in B(i)$): (If $n_e = 0$, this case does not happen.) This indicates the only way that $P_E(i-1, n_c, n_e-1)$ contributes to $P_E(i, n_c, n_e)$. In this case, we must have $B_e(i-1) = B_e(i) \setminus \{(\mathbf{a}_i, y_i)\}$. Moreover, the error pattern of (\mathbf{a}_i, y_i) cannot be an LC of the error patterns of $B_e(i-1)$. Thus, (\mathbf{a}_i, y_i) has $2^{n+l} - 2^{n+n_e-1}$ possibilities to occur. Accordingly, Case 4 happens with probability $(1-p_0)(2^{n+l} - 2^{n+n_e-1}) / (2^{n+l} - 2^n)$. At this point, we complete the proof.

APPENDIX B PROOF OF THEOREM 4

Recall that $G = (E_1, E_3, F)$. In (14), $\binom{m}{i} p_0^i (1-p_0)^{m-i}$ is the probability that (\mathbf{A}, \mathbf{y}) has i correct received symbols. Given this condition and denoting \mathbf{D} as the set of the i correct received symbols, E_1 and E_3 are independent, and $P_{rk}^*(l, m-i)$ (see Lemma 2) is the probability for E_3 to happen. By further considering that E_3 happens, the basis $B(\mathbf{A}, \mathbf{y})$ must include all incorrect received symbols such that each incorrect basis element does not attend any LR of $(\mathbf{A}, \mathbf{y}) \setminus B(\mathbf{A}, \mathbf{y})$. Then, (E_1, F) is equivalent to that the basis of \mathbf{D} is of size n (i.e., $|B(\mathbf{D})| = n$) and each basis element of $B(\mathbf{D})$ attends at least one LR of $\mathbf{D} \setminus B(\mathbf{D})$. Therefore, the probability for (E_1, F) to happen is given by $P_G(i, n, 0)$. This completes the proof of (14).

We are now to prove (15). Assume (\mathbf{A}, \mathbf{y}) only consists of m correct received symbols. Obviously, we have $P_G(0, 0, 0) = 1$. For $0 < i \leq m$ and $0 \leq r_0 \leq r \leq n$, we only need to compute how $P_G(i-1, \cdot, \cdot)$ contributes to $P_G(i, r, r_0)$ by taking into account all the situations that happen to the i -th received symbol (\mathbf{a}_i, y_i) . Since random fountain codes are considered, (\mathbf{a}_i, y_i) has 2^n equally like possibilities to occur. Moreover, recall that $B(i), i \in [m]$ denotes the basis of $(\mathbf{A}[i], \mathbf{y}[i])$ and $B(0) = \emptyset$. According to the third assumption at the beginning of Section V, $(\mathbf{a}_i, y_i) \in B(i)$ iff (\mathbf{a}_i, y_i) is not an LC of $B(i-1)$.

Case 1 ($(\mathbf{a}_i, y_i) \in B(i)$): (If $r < 0$ or $r_0 < 0$, this case does not happen.) This indicates the only way that $P_G(i-1, r-1, r_0-1)$ contributes to $P_G(i, r, r_0)$. In this case, we must have that (\mathbf{a}_i, y_i) is not an LC of $B(i-1)$ and $|B(i-1)| = r-1$. Thus, (\mathbf{a}_i, y_i) has $2^n - 2^{r-1}$ possibilities to occur, indicating that $P_G(i-1, r-1, r_0-1)$ contributes to $P_G(i, r, r_0)$ with probability $1 - 2^{r-1-n}$.

Case 2 ($(\mathbf{a}_i, y_i) \notin B(i)$): This indicates the only way that $P_G(i-1, r, r'_0)$ contributes to $P_G(i, r, r_0)$ for $r_0 \leq r'_0 \leq r$. In this case, (\mathbf{a}_i, y_i) is an LC of $B(i-1)$ and we have $B(i) = B(i-1)$. Denote B_0 as the set of the r'_0 basis elements of $B(i-1)$ that do not attend the LRs of $(\mathbf{A}[i-1], \mathbf{y}[i-1]) \setminus B(i-1)$. Then, there are exactly r_0 basis elements of B_0 that do not attend the LR of (\mathbf{a}_i, y_i) . As a result, (\mathbf{a}_i, y_i) has $\binom{r'_0}{r_0} 2^{r-r'_0}$ possibilities to occur, indicating that $P_G(i-1, r, r'_0)$ contributes to $P_G(i, r, r_0)$ with probability $\binom{r'_0}{r_0} 2^{r-r'_0-n}$. At this point, we complete the proof.

APPENDIX C PROOF OF THEOREM 7

Use the notations of Theorem 7. Denote B_c and B_e as the sets of correct and incorrect received symbols of B_r , respectively. We have $|B_c| = n$, $0 \leq |B_e| = r-n \leq l$, and $B_c \cup B_e = B_r$. All the LCs of B_c result in $V(\mathbf{x})$ (see (4)), which is the set of all possible ESs/correct received symbols. Denote L_C as the set of all the linear combinations of B_r .

Given that $(\mathbf{a}, y) \in L_C$, each received symbol of B_c attends the LR of (\mathbf{a}, y) with probability $p_c = 1/2$. On the other hand, only when (\mathbf{a}, y) is incorrect (i.e., $(\mathbf{a}, y) \in L_C \setminus V(\mathbf{x})$), a received symbol of B_e can have a chance to attend the LR of (\mathbf{a}, y) . (\mathbf{a}, y) is incorrect with probability

$$\begin{aligned} & \mathbb{P}((\mathbf{a}, y) \in L_C \setminus V(\mathbf{x}) \mid (\mathbf{a}, y) \in L_C) \\ &= \frac{\mathbb{P}((\mathbf{a}, y) \in L_C \setminus V(\mathbf{x}))}{\mathbb{P}((\mathbf{a}, y) \in L_C)} \\ &= \frac{(1-p_0)(2^{r-n} - 1)/(2^l - 1)}{p_0 + (1-p_0)(2^{r-n} - 1)/(2^l - 1)}. \end{aligned}$$

Given $(\mathbf{a}, y) \in L_C \setminus V(\mathbf{x})$, each received symbol of B_e attends the LR of (\mathbf{a}, y) with probability

$$\frac{|L_C|/2}{|L_C \setminus V(\mathbf{x})|} = \frac{2^{r-n-1}}{2^{r-n} - 1}.$$

Thus, we have

$$\begin{aligned} p_e &= \frac{(1-p_0)(2^{r-n} - 1)/(2^l - 1)}{p_0 + (1-p_0)(2^{r-n} - 1)/(2^l - 1)} \frac{2^{r-n-1}}{2^{r-n} - 1} \\ &= \frac{(1-p_0)2^{r-n-1}/(2^l - 1)}{p_0 + (1-p_0)(2^{r-n} - 1)/(2^l - 1)} \\ &\leq (1-p_0)2^{l-1}/(2^l - 1) \\ &< p_c, \end{aligned}$$

where the last inequality is due to (2).

REFERENCES

- [1] J. W. Byers, M. Luby, M. Mitzenmacher, and A. Rege, "A digital fountain approach to reliable distribution of bulk data," *ACM SIGCOMM Computer Communication Review*, vol. 28, no. 4, pp. 56–67, 1998.
- [2] D. J. MacKay, "Fountain codes," *IEEE Proceedings–Communications*, vol. 152, no. 6, pp. 1062–1068, Dec. 2005.

- [3] M. Luby, "LT codes," in *Proc. IEEE Symposium on Foundations of Computer Science*, 2002, pp. 271–280.
- [4] A. Shokrollahi, "Raptor codes," *IEEE Trans. Inf. Theory*, vol. 14, no. 6, pp. 2551–2567, Jun. 2006.
- [5] A. M. Odlyzko, "Discrete logarithms in finite fields and their cryptographic significance," in *Workshop on the Theory and Application of Cryptographic Techniques*, 1984, pp. 224–314.
- [6] B. A. LaMacchia and A. M. Odlyzko, "Solving large sparse linear systems over finite fields," in *Conference on the Theory and Application of Cryptography*, 1991, pp. 109–133.
- [7] X. He and K. Cai, "Disjoint-set data structure-aided structured Gaussian elimination for solving sparse linear systems," *IEEE Commun. Lett.*, vol. 24, no. 11, pp. 2445–2449, Nov. 2020.
- [8] F. Lázaro, "Fountain codes under maximum likelihood decoding," Ph.D. dissertation, Institute for Telecommunications, Hamburg University of Technology, Hamburg, Germany, 2017.
- [9] *Technical Specification Group Radio Access Network; Introduction of the Multimedia Broadcast/Multicast Services (MBMS) in the Radio Access Network, 3GPP TS 25.346 v.7.0.0*, 3GPP, Mar. 2006.
- [10] M. A. Shokrollahi, S. Lassen, and R. Karp, "Systems and processes for decoding chain reaction codes through inactivation," Feb. 2005, US Patent 6,856,263.
- [11] A. Shokrollahi and M. Luby, "Raptor codes," *Foundations and Trends® in Communications and Information Theory*, vol. 6, no. 3–4, pp. 213–322, 2011.
- [12] R. Palanki and J. S. Yedidia, "Rateless codes on noisy channels," in *Proc. IEEE Int. Symp. Inf. Theory*, Jun. 2004, p. 37.
- [13] O. Etesami and A. Shokrollahi, "Raptor codes on binary memoryless symmetric channels," *IEEE Trans. Inf. Theory*, vol. 52, no. 5, pp. 2033–2051, May 2006.
- [14] A. Venkiah, C. Poulliat, and D. Declercq, "Jointly decoded Raptor codes: Analysis and design for the BIAWGN channel," *EURASIP Journal on Wireless Communications and Networking*, vol. 2009, no. 1, p. 657970, Jul. 2009.
- [15] Y. Ma, D. Yuan, and H. Zhang, "Fountain codes and applications to reliable wireless broadcast system," in *Proc. IEEE Inf. Theory Workshop*, Oct. 2006, pp. 66–70.
- [16] J. Castura and Y. Mao, "Rateless coding over fading channels," *IEEE Commun. Lett.*, vol. 10, no. 1, pp. 46–48, Jan. 2006.
- [17] L. Organick, S. D. Ang, Y.-J. Chen, R. Lopez, S. Yekhanin, K. Makarychev, M. Z. Racz, G. Kamath, P. Gopalan, B. Nguyen *et al.*, "Random access in large-scale DNA data storage," *Nature biotechnology*, vol. 36, no. 3, p. 242, Mar. 2018.
- [18] T. T. Nguyen, K. Cai, K. A. S. Immink, and H. M. Kiah, "Capacity-approaching constrained codes with error correction for DNA-based data storage," *arXiv preprint arXiv:2001.02839*, 2020.
- [19] K. Cai, Y. M. Chee, R. Gabrys, H. M. Kiah, and T. T. Nguyen, "Correcting a single indel/edit for DNA-based data storage: Linear-time encoders and order-optimality," *IEEE Trans. Inf. Theory*, 2021.
- [20] W. Song, K. Cai, and K. A. S. Immink, "Sequence-subset distance and coding for error control for DNA-based data storage," in *Proc. IEEE Int. Symp. Inf. Theory*, Jul. 2019, pp. 86–90.
- [21] Y. Erlich and D. Zielinski, "DNA fountain enables a robust and efficient storage architecture," *Science*, vol. 355, no. 6328, pp. 950–954, Mar. 2017.
- [22] S. Lin and D. J. Costello, *Error Control Coding: 2nd Edition*. NJ, Englewood Cliffs: Prentice-Hall, 2004.
- [23] W. Hoeffding, "Probability inequalities for sums of bounded random variables," *Journal of the American Statistical Association*, vol. 58, no. 301, pp. 13–30, 1963.
- [24] T. H. Cormen, C. E. Leiserson, R. L. Rivest, and C. Stein, *Introduction to Algorithms: 2nd Edition*. Cambridge, MA, USA: MIT Press, 2001.