

# Delay-Constrained Topology-Transparent Distributed Scheduling for MANETs

Lei Deng\*, *Member, IEEE*, Fang Liu\*, Yijin Zhang, *Senior Member, IEEE*, and Wing Shing Wong, *Fellow, IEEE*

**Abstract**—Transparent topology is common in many mobile ad hoc networks (MANETs) such as vehicle ad hoc networks (VANETs), unmanned aerial vehicle (UAV) ad hoc networks, and wireless sensor networks due to their decentralization and mobility nature. There are many existing works on distributed scheduling scheme design for topology-transparent MANETs. Most of them focus on delay-unconstrained settings. However, with the proliferation of real-time applications over wireless communications, it becomes more and more important to support delay-constrained traffic in MANETs. In such applications, each packet has a given hard deadline: if it is not delivered before its deadline, its validity will expire and it will be removed from the system. This feature is fundamentally different from the traditional delay-unconstrained one. In this paper, we for the first time investigate distributed scheduling schemes for a topology-transparent MANET to support delay-constrained traffic. We analyze and compare probabilistic ALOHA scheme and deterministic sequence schemes, including the conventional time division multiple access (TDMA), the Galois Field (GF) sequence scheme proposed in [1], and the combination sequence scheme that we propose for a special type of sparse network topology. We use both theoretical analysis and empirical simulations to compare all these schemes and summarize the conditions under which different individual schemes perform best.

## I. INTRODUCTION

An ad hoc network is *topology-transparent* if the network topology is unknown to all network nodes. Many mobile ad hoc networks (MANETs) have transparent topologies since it is difficult or infeasible for individual nodes to acquire global network connection information in real time, especially in the case of no centralized controller. For example, network nodes in a vehicle ad hoc network (VANET) or an unmanned aerial vehicle (UAV) ad hoc network move over time and thus the network topology changes over time; it is costly for sensor nodes in a large-scale wireless sensor network to obtain the whole network topology due to its large scale. How to perform

distributed scheduling to deliver packets under the topology-transparent setting has become a vital research direction.

There are many solutions on this topic, including probabilistic schemes and deterministic schemes. One conventional probabilistic scheme is slotted ALOHA where each node transmits its packet at any slot with a common probability. For deterministic scheme, time division multiple access (TDMA), where each node is assigned a unique slot to transmit, is a common option. A variety of more sophisticated topology-transparent sequence schemes have been proposed in the literature; see the survey paper [2] and the references therein. Such schemes usually take into account the *network density*  $D$  (maximum number of interfering nodes among all nodes in the network). They include algebraic approaches based on properties of Galois field (GF) [1], [3], combinatorial approaches based on combinatorial structures like orthogonal arrays and Steiner systems [4], [5], and number-theoretic approaches based on Chinese remainder theorem [6], [7], etc. Among them, the GF sequence scheme [1] is the most common one.

Most existing approaches for topology-transparent distributed scheduling focus on delay-unconstrained traffic where a packet can be kept in the queue for however much time. However, with the proliferation of real-time applications over wireless communications, MANETs nowadays need to support more and more delay-constrained traffic. Typical examples include multimedia wireless transmission system such as real-time streaming and video conferencing via cellular or WiFi networks, wireless cyber-physical systems (CPSs) such as factory automation via wireless communications [8], and networked control systems (NCSs) such as remote control (via wireless communications) of UAVs [9]. In these applications, each packet has a *given* hard deadline: if it is not delivered before its deadline, it expires and will be removed from the system. This feature is fundamentally different from the traditional delay-unconstrained one. There are many existing research works on delay-constrained wireless communications where the major performance metric is *timely throughput*, which is usually defined as the ratio of the number of packets that have been delivered before expiration to the number of all generated packets [8], [10]–[12]. The concept of timely throughput is also closely related to *reliability*, which is a major performance metric in ultra-reliable low latency communications (URLLC) in 5G [13]–[16]. However, those existing works only focus on networks with known (instead of transparent) topologies.

To the best of our knowledge, designing topology-transparent distributed scheduling schemes to support delay-

This work was supported in part by Schneider Electric, Lenovo Group Ltd., China, and in part by the Hong Kong Innovation and Technology Fund through the HKUST-MIT Research Alliance Consortium under Grant ITS/066/17FP, and in part by the Research Grants Council of the Hong Kong Special Administrative Region under Project GRF 14200217. \*The first two authors contributed equally to the work.

L. Deng is with College of Electronics and Information Engineering, Shenzhen University, China (e-mail: ldeng@szu.edu.cn). Most of this work was done when L. Deng was with Department of Information Engineering, The Chinese University of Hong Kong, Hong Kong.

F. Liu and W. S. Wong are with Department of Information Engineering, The Chinese University of Hong Kong, Hong Kong (e-mail: {lf015, wswong}@ie.cuhk.edu.hk).

Y. Zhang is with School of Electronic and Optical Engineering, Nanjing University of Science and Technology, China (e-mail: yijin.zhang@gmail.com).

constrained traffic in an MANET remains an open question. In this work, this problem is investigated for the first time. We use both theoretical analysis and empirical simulations to study probabilistic ALOHA scheme and three deterministic sequence schemes under the delay-constrained setting. The sequence schemes include TDMA and the GF sequence scheme [1] for general network density  $D$ , and the combination sequence scheme for a special type of sparse network topology when  $D = 1$ . Our main contributions are listed as follows:

- We derive the exact average system timely throughput of TDMA and theoretical lower bounds of the average system timely throughput of ALOHA, the GF sequence scheme and the combination sequence scheme;
- By leveraging existing results in a rather straightforward way, we prove that ALOHA and the GF sequence scheme achieve better system performance than TDMA when  $D$  is small enough, and prove that TDMA has shorter sequence period than the GF sequence scheme when  $D$  is large enough;
- We prove that when  $D = 1$  and  $N \geq 10$  where  $N$  is the number of transmitter-receiver pairs in the network, the GF sequence scheme achieves better or equal system performance than TDMA, and when  $D = N - 1$  with  $N$  a prime power, TDMA achieves better or equal system performance than the GF sequence scheme;
- We carry out extensive simulations to compare different schemes and summarize the conditions under which different individual schemes perform better.

The rest of this paper is outlined as follows. We describe our system model and problem formulation in Sec. II. Then we analyze the probabilistic ALOHA scheme in Sec. III and deterministic sequence schemes in Sec. IV. We next compare different schemes via theoretical analysis in Sec. V and via empirical simulations in Sec. VI. Finally, we conclude this paper in Sec. VII.

## II. SYSTEM MODEL

**Network Topology.** We consider an MANET with  $N$  transmitters and  $N$  receivers (both indexed from 1 to  $N$ ) which are geographically distributed in an area as shown in Fig. 1. A transmitter can transmit packets (or cause interference) to a receiver if their distance is less than or equal to  $\Delta > 0$ , which is called the communication range. In our work, we assume that transmitter  $i \in \{1, 2, \dots, N\}$  only needs to send information to receiver  $i$ ; they form a pair, called pair  $i$ . One practical example is a VANET where multiple vehicle-to-vehicle pairs needs to share data simultaneously [17]–[23]. Another practical example of our model is that individual controllers send control messages to their own UAVs via a shared wireless communication channel [24]. In addition, our models applies to D2D networks where multiple D2D pairs share the same wireless channel to transmit data [25]–[27].

In addition, transmitter  $i$  causes interference to receiver  $j \neq i$  if their distance is within the communication range  $\Delta$ . In this case, we call transmitter  $i$  an *interferer* of receiver  $j$ . Otherwise, if their distance is larger than  $\Delta$ , transmitter  $i$  is not an interferer of receiver  $j$ . Our channel model is an *unreliable*

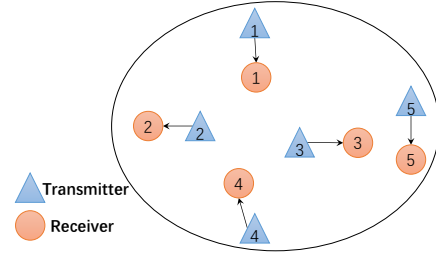


Fig. 1. An example for the system model with  $N = 5$ .

*collision channel*. If both transmitter  $i$  and any one or more interferers of receiver  $i$  transmit a packet simultaneously, collision happens and no packets of them can be delivered. Even without collision, receiver  $i$  can successfully receive a packet of transmitter  $i$  with probability  $p_i \in (0, 1]$  if transmitter  $i$  transmits a packet. The successful probability  $p_i$  models the unreliability of wireless transmission due to shadowing and fading. The successful probabilities could be different for different pairs (i.e.,  $p_i$  depends on  $i$ ) due to heterogeneous channel qualities. The network topology can change over time arbitrarily but satisfies the following two conditions:

- For any  $i \in \{1, 2, \dots, N\}$ , the distance between transmitter  $i$  and receiver  $i$  is always within  $\Delta$ ;
- At any time and at any location, there are no more than  $D + 1$  transmitters in any circle of radius  $\Delta$  where  $D$  is a non-negative integer.

Condition (i) shows that transmitter  $i$  always establishes connection to receiver  $i$ . Condition (ii) is the density assumption of the network topology, which means that any receiver can have at most  $D$  interferers at any time excluding its own intended transmitter. We also call  $D$  the *network density* of the network topology. Note that  $D$  is not necessarily equal to  $N - 1$ . When the transmitters are distributed sparsely,  $D$  can be far less than  $N - 1$ . In particular, when  $D = 0$ , meaning that all transmitters are distributed extremely sparsely, all receivers do not have any interferer and thus all transmitters can transmit simultaneously without any collision. To avoid such triviality, we assume that  $D \geq 1$  in the rest of this paper.

The network topology is *transparent* in the sense that all transmitters do not know the exact network topology but only the density  $D$ . Furthermore, we assume that there is *no feedback* from the receiver to the transmitter about whether the transmitted packet is delivered successfully or not.

**Delay-Constrained Traffic Pattern.** We consider a time-slotted system (indexed from slot 1) in which all nodes are time synchronized with no propagation delay. We assume that the hard deadline of all packets in the system is  $T$  slots, which is specified by the application. In general, the scheduling design and the system performance are greatly influenced by the traffic pattern under the delay-constrained setting [8]. In this work, as a first attempt to investigate the topology-transparent distributed scheduling under the delay-constrained setting, we consider a simple yet common frame-synchronized traffic pattern [8], [10], [28], which can find applications in CPSs [29] and NCSs [30] where a system generates the control packets/messages periodically. As shown in Fig. 2,

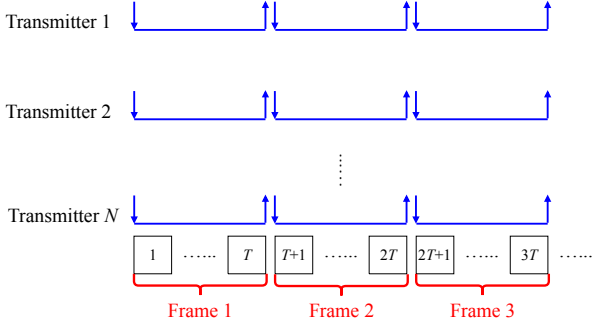


Fig. 2. The frame-synchronized traffic pattern.

starting from slot 1, every  $T$  consecutive slots is called a frame, indexed from frame 1. Therefore, frame  $k$  consists of slot  $(k-1)T+1$  to slot  $kT$ . We also call the application-specified hard deadline  $T$  the *frame length*. Each of the  $N$  transmitters generates a packet at the beginning of a frame, which will become expired and be removed from the system at the end of the frame. Consider the example of UAVs. Each controller (transmitter) needs to send control messages to its controlled UAV periodically, and the period is  $T$  slots. All the controllers' clocks are synchronized so that the starting time and the period are the same in all the controllers. This is an example for frame-synchronized traffic pattern. In addition, following [8], [10], [31], we investigate the delay-constrained topology-transparent scheduling problem beginning with this special frame-synchronized traffic pattern. Later in Sec. VI-F, we also evaluate the performance of the proposed schemes under a poisson-arrival traffic pattern.

Similar to [8], [10], the timely throughput of pair  $i$  is defined as,

$$R_i \triangleq \lim_{k \rightarrow \infty} \frac{\mathbb{E} \left[ \text{number of pair-}i \text{ packets delivered before expiration from slot 1 to slot } kT \right]}{k}, \quad (1)$$

which only counts those packets that have been delivered before expiration.

Since there is one and only one new packet arrival in every frame, (1) implies that the *timely throughput* of pair  $i$ , i.e.,  $R_i$ , is the ratio of the expected number of packets that have been delivered before expiration to the number of all generated packets of transmitter  $i$ . Clearly, the maximum value of  $R_i$  is 1. In addition, the timely throughput defined in (1) is the average probability that a pair- $i$  packet is delivered successfully before expiration. Thus, it measures the reliability of pair  $i$ , which is a major performance metric in URLLC in 5G [13]–[16]. Furthermore, we note that  $R_i$  depends on the scheduling policy which will be explained next.

**Distributed Scheduling.** Our goal is to design a distributed scheduling policy satisfying all aforementioned assumptions to maximize the average system timely throughput, i.e.,

$$\max_{\pi \in \Pi} \frac{\sum_{i=1}^N R_i^\pi}{N}, \quad (2)$$

where  $\Pi$  is the set of all distributed scheduling policies and  $R_i^\pi$  is the achieved timely throughput of pair  $i$  under policy  $\pi$ .

The policy is distributed in the sense that each transmitter needs to determine its own transmission strategy without the coordination of a centralized controller.

It is difficult to design the optimal distributed scheduling policy, i.e., solving (2) optimally. In this work, we consider two popular types of distributed scheduling schemes: *probabilistic ALOHA scheme* and *deterministic sequence schemes*.

### III. PROBABILISTIC ALOHA SCHEME

We consider the conventional slotted ALOHA scheme [32]: in each slot, each transmitter transmits its packet with a probability  $\delta \in (0, 1]$ . Our goal is to design  $\delta$  to maximize the average system timely throughput only based on the value of  $D$ . Note that each transmitter is not able to be aware of whether its transmission is successful or not due to the lack of feedback information. Then, in our ALOHA scheme, each transmitter insists to send a packet probabilistically until the deadline of this packet is expired. In this manner, every packet can be sent probabilistically in every slot of its deadline  $T$  slots and can be delivered successfully if one transmission is successful. Without loss of generality, we focus on the first frame from slot 1 to slot  $T$ . Let  $d_i(t)$  denote the number of interferers of receiver  $i$  in slot  $t \in \{1, 2, \dots, T\}$ , for  $i \in \{1, 2, \dots, N\}$ . The probability that a packet of transmitter  $i$  is delivered successfully in slot  $t$  is  $\delta(1-\delta)^{d_i(t)}p_i$ . Then, a packet of transmitter  $i$  is delivered successfully if it is delivered successfully at least once in the frame, and the probability of this event can be calculated as

$$1 - \prod_{t=1}^T \left[ 1 - \delta(1-\delta)^{d_i(t)}p_i \right],$$

which decreases as  $d_i(t)$  increases. According to the density assumption in Sec. II, i.e.,  $d_i(t) \leq D, \forall i, t$ , we can get a lower bound of the timely throughput of pair  $i$ ,

$$\underline{R}_i^{\text{ALOHA}}(D, T, \delta) = 1 - \prod_{t=1}^T \left[ 1 - \delta(1-\delta)^D p_i \right]. \quad (3)$$

It is straightforward to prove that  $\underline{R}_i^{\text{ALOHA}}(D, T, \delta)$  in (3) is maximized at

$$\delta^* = \frac{1}{D+1}, \quad (4)$$

which is the same as that in the delay-unconstrained slotted ALOHA with saturated traffic [33, Chapter 5.3.2] where all  $D$  stations transmit/retransmit their packets with probability  $p_i$  and each station always has a new packet arrival once its packet has been delivered successfully.

The corresponding lower bound of pair- $i$  timely throughput is

$$\underline{R}_i^{\text{ALOHA}^*}(D, T) = 1 - \prod_{t=1}^T \left[ 1 - \frac{1}{D+1} \left( 1 - \frac{1}{D+1} \right)^D p_i \right], \quad (5)$$

and the corresponding lower bound of the average system timely throughput is

$$\underline{R}^{\text{ALOHA}^*}(D, N, T) = \frac{\sum_{i=1}^N \underline{R}_i^{\text{ALOHA}^*}(D, T)}{N}. \quad (6)$$

#### IV. DETERMINISTIC SEQUENCE SCHEMES

In sequence schemes, we pre-assign any transmitter  $i$  a binary sequence  $\mathbf{S}_i = (S_i(1), S_i(2), \dots)$  with the convention that  $S_i(t) = 1$  means that transmitter  $i$  will transmit its packet at slot  $t$  and  $S_i(t) = 0$  means that it will remain idle at slot  $t$ . Thus, following the assigned sequence, each transmitter will either transmit or not in any slot. The sequence schemes are distributed in the sense that there is no need to involve a centralized controller once the sequences are assigned to transmitters. They are deterministic schemes in contrast to the probabilistic ALOHA scheme. We remark that in the sequence-based schemes, a preliminary is to perform sequence allocation. A common solution is to pre-assign sequences for users, which needs to know the total number of pairs, i.e.,  $N$ , in advance. We use this approach in our paper. For example, consider  $N$  pairs of UAVs and controllers. Before they perform task by forming an MANET, we pre-assign each pair a sequence according to our sequence scheme. Once the sequences are assigned to pairs, each transmitter can work distributively according to its assigned sequence. A more practical solution is to automatically allocate sequences relying on some extra knowledge. For example, reference [34] describes a method that a user can automatically get a sequence based on its geographic location. Reference [35] introduces an allocation method for VANET with the help of roadside nodes or roadside units near highway entrances or toll booths.

If in slot  $t$ ,  $S_i(t) = 1$  and  $S_j(t) = 0$  for any interferer  $j$  of receiver  $i$ , we call such a  $t$  a *collision-free slot* of transmitter  $i$  (or sequence  $\mathbf{S}_i$ ). A packet of transmitter  $i$  can be delivered successfully with probability  $p_i$  in those collision-free slots and no successful delivery happens in other slots. Note that for a given sequence scheme, whether slot  $t$  is a collision-free slot of transmitter  $i$  depends on the network topology. Since the traffic pattern is fixed, the timely throughput of transmitter  $i$  is determined by the set of all collision-free slots of transmitter  $i$ .

In general, the sequence could be in an arbitrary form and of an infinite-dimension design space. However, in our work, due to the periodical nature of the traffic pattern, we only consider *periodic* sequences in order to simplify the design. Specifically, a periodic sequence  $\mathbf{S} = (S(1), S(2), \dots)$  with period  $L$  satisfies  $S(t) = S(t - L), \forall t > L$ , i.e.,  $\mathbf{S} = (S(1), S(2), \dots, S(L), S(1), S(2), \dots, S(L), \dots)$ . Thus, a periodic sequence with period  $L$  is completely determined by its first  $L$  elements. We then represent a periodic sequence with period  $L$  by a sequence of finite length  $L$ , i.e.,  $\mathbf{S} = (S(1), S(2), \dots, S(L))$ . For a sequence of period  $L$ , starting from the first period, every  $T$  periods is called a super period (of in total  $TL$  slots), indexed from super period 1. Clearly, super period  $k$  is from period  $(k-1)T+1$  to period  $kT$ . We establish the following result.

**Theorem 1:** If the sequence of transmitter  $i$  is of period  $L$  and the set of its collision-free slots in any super period  $k \in \{1, 2, \dots\}$  is  $\{t_k + (k-1)TL + mL : m = 0, 1, \dots, T-1, 1 \leq t_k \leq L\}$ , then the following results hold.

- Case 1: If  $L \geq T$ , the timely throughput of pair  $i$  is

$$R_i^{\text{Case-1}}(L, T) = \frac{T}{L} \cdot p_i. \quad (7)$$

- Case 2: If  $L < T$ , the timely throughput of pair  $i$  is

$$R_i^{\text{Case-2}}(L, T) = \frac{\alpha \left\lceil \frac{T}{L} \right\rceil + \beta \left\lfloor \frac{T}{L} \right\rfloor}{L}, \quad (8)$$

where  $\alpha = (T \bmod L)$  and  $\beta = L - \alpha$ .

*Proof:* Please see Appendix A. ■

The condition for the sequence in Theorem 1 means that there is *exactly* one collision-free slot in any period of any super period and its location has the same offset relative to the beginning of the period but the offset, i.e.,  $t_k$ , could be different for different super periods. For simplicity, we call it *location-fixed condition*. Theorem 1 shows that if a sequence satisfies the location-fixed condition, we can use (7) and (8) to obtain the exact timely throughput. In addition, if the set of collision-free slots of a sequence in any super frame  $k$  includes some extra slots in addition to  $\{t_k + (k-1)TL + mL : m = 0, 1, \dots, L-1\}$ , we can use (7) and (8) to obtain a lower bound of the timely throughput.

In the special case of  $p_i = 1$ , every packet of transmitter  $i$  will be delivered successfully with certainty if no interferer of receiver  $i$  transmits simultaneously. This special case is called the *perfect-channel case*. It is straightforward to see that when  $p_i = 1$ , (8) becomes  $R_i^{\text{Case-2}}(L, T) = 1$ . This means that pair  $i$  achieves its maximum value 1 where the sequence period  $L$  is not greater than the frame length  $T$ . Therefore, one direction to find best sequences in the perfect-channel case is to find a sequence set of period  $L$  such that each one has (at least) one collision-free-slot in a period subject to the topology density constraint  $D$ . In addition, we should try to minimize the sequence period  $L$  such that  $L \leq T$ . For the imperfect-channel case, i.e.,  $p_i \in (0, 1)$ , we also provide a reason to minimize the sequence period  $L$ .

**Lemma 1:**  $R_i^{\text{Case-1}}(L, T)$  in (7) strictly decreases as  $L$  increases. When  $p_i = 1$ ,  $R_i^{\text{Case-2}}(L, T)$  in (8) remains to be constant 1 for all  $L \leq T$ . When  $p_i \in (0, 1)$ ,  $R_i^{\text{Case-2}}(L, T)$  in (8) strictly decreases as  $L$  increases.

*Proof:* Please see Appendix B. ■

Lemma 1 shows that if we can find a sequence set assigned to  $N$  transmitters such that each sequence has one collision-free slot in a period and satisfies the location-fixed condition, we should try to minimize the sequence period  $L$  to increase the average system timely throughput.

We will next introduce three types of sequence schemes. The first one is the conventional TDMA scheme, which guarantees that each transmitter/sequence has exactly one collision-free slot in a period for any network topology. The second one is the GF topology-transparent scheduling sequence scheme proposed in [1]. For simplicity, we call it *the GF sequence scheme*. It guarantees at least one collision-free slot for each transmitter/sequence in a period for any network topology with density  $D$ . The last one is called *the combination sequence scheme* designed for the special case of  $D = 1$ . It is “optimal” in the sense that it finds the minimal sequence period  $L$  such that each sequence has at least one collision-free slot in a period for any network topology with density  $D = 1$ .

### A. TDMA

The simplest sequence scheme is the conventional TDMA scheme where we assign the transmission token in a round-robin manner. Specifically, the sequence period is  $L = N$  and the sequence for transmitter  $i$ , i.e.,  $S_i$ , satisfies

$$S_i(t) = \begin{cases} 1, & \text{if } t = i; \\ 0, & \text{otherwise.} \end{cases} \quad \forall t = 1, 2, \dots, N. \quad (9)$$

For example, when  $N = 3$ , the sequence set is

$$S_1 = (1, 0, 0), S_2 = (0, 1, 0), S_3 = (0, 0, 1).$$

The TDMA scheme guarantees that each transmitter has exactly one collision-free slot within a period  $L = N$  for any network topology and any sequence  $S_i$  satisfies the location-fixed condition. Then according to Theorem 1, if  $N \geq T$ , the timely throughput of transmitter  $i$  is  $R_i^{\text{case-1}}(N, T)$  and the average system timely throughput is

$$R^{\text{TDMA-1}}(N, T) = \frac{\sum_{i=1}^N R_i^{\text{case-1}}(N, T)}{N} = \frac{T}{N^2} \cdot \sum_{i=1}^N p_i. \quad (10)$$

If  $N < T$ , the timely throughput of transmitter  $i$  is  $R_i^{\text{case-2}}(N, T)$  and the average system timely throughput is

$$R^{\text{TDMA-2}}(N, T) = \frac{\sum_{i=1}^N R_i^{\text{case-2}}(N, T)}{N} = \frac{\sum_{i=1}^N \left( \alpha \left[ 1 - (1-p_i) \left\lceil \frac{T}{N} \right\rceil \right] + \beta \left[ 1 - (1-p_i) \left\lfloor \frac{T}{N} \right\rfloor \right] \right)}{N^2}, \quad (11)$$

where  $\alpha = (T \bmod N)$  and  $\beta = N - \alpha$ .

Note that in TDMA, we guarantee that a sequence will not be blocked<sup>1</sup> by all other  $N - 1$  sequences, regardless of the network topology. Thus, the results in (10) and (11) hold for any network topology with any network density  $D$  which could change in any slot.

### B. The GF Sequence Scheme

Different from TDMA, the GF sequence scheme proposed in [1] can exploit the sparsity of the network topology, which guarantees that any sequence will not be blocked by any other  $D$  sequences. In the GF sequence scheme, a sequence period consists of  $q$  sub-periods each of which is of length  $q$ , where  $q$  is a prime power. Thus, the sequence period is  $L = q^2$ . The construction of a sequence is as follows. Each transmitter  $i \in \{1, 2, \dots, N\}$  is assigned a sequence according to a unique polynomial  $f_i(e)$  of degree at most  $k$  (where  $k$  is a nonnegative integer) over Galois field  $GF(q)$ . We index the elements of  $GF(q)$  from 1 to  $q$  and the  $x$ -th element is denoted by  $e_x$ . The value  $f_i(e_x)$  determines the transmission slot for transmitter  $i$  in the  $x$ -th sub-period in the following manner: if the value of  $f_i(e_x) = e_y$ , i.e., the  $y$ -th element in  $GF(q)$ , we set the  $y$ -th slot in the  $x$ -th sub-period to be 1 and set other slots to be 0.

Within a period, the number of 1s of each transmitter is  $q$  since each sub-period contains exactly one 1. The number of conflicting 1s for any two transmitters within a period is at

most  $k$  due to the following fact: for any two polynomials of degree at most  $k$  over  $GF(q)$ , their difference has at most  $k$  roots. Thus as long as  $q - kD \geq 1$ , any sequence will not be blocked by any other  $D$  sequences and thus any transmitter can be guaranteed to have at least one collision-free slot.

The total number of polynomials with degree at most  $k$  over  $GF(q)$  is  $q^{k+1}$ . Then as long as  $q^{k+1} \geq N$ , we can guarantee that each transmitter can get a unique polynomial and thus a unique sequence. Therefore, to minimize the sequence period  $L = q^2$ , for given  $N$  and  $D$ , we need to find the smallest prime power  $q$  to satisfy

$$\begin{cases} q - kD \geq 1, \\ q^{k+1} \geq N. \end{cases} \quad (12)$$

The smallest prime power  $q$  satisfying (12) is denoted by  $q(D, N)$  and the corresponding sequence period is  $L = q^2(D, N)$ .

**Example 1:** Given  $N = 4$  and  $D = 1$ , we can find that  $q = 2$  is the smallest prime power that satisfies (12) where we set  $k = 1$  correspondingly. Thus  $q(1, 4) = 2$ . For the 4 transmitters, we choose 4 polynomials with degree at most 1 over Galois field  $GF(2) = \{0, 1\}$  as follows:

$$f_1(x) = 0, f_2(x) = 1, f_3(x) = x, f_4(x) = 1 + x. \quad (13)$$

In the first sub-period,  $f_1(0) = 0, f_2(0) = 1, f_3(0) = 0, f_4(0) = 1$ . In the second sub-period,  $f_1(1) = 0, f_2(1) = 1, f_3(1) = 1, f_4(1) = 0$ . Thus the sequence set is as follows,

$$S_1 = (1, 0, 1, 0), S_2 = (0, 1, 0, 1), S_3 = (1, 0, 0, 1), S_4 = (0, 1, 1, 0).$$

We can check that each sequence has at least one collision-free slot in the case of  $D = 1$  since each sequence will not be blocked by any other sequence.

When the network topology changes slowly in the sense that the topology is fixed in any super period, any GF sequence has *at least* one collision-free slot in any period and the offsets are the same in all periods in a super period. Thus, the GF sequence scheme satisfies the location-fixed location possibly with some extra collision-free slots in the slowly-changing topology scenario. Then according to Theorem 1, the timely throughput of pair  $i$  is lower bounded by  $R_i^{\text{case-1}}(q^2(D, N), T)$  when  $q^2(D, N) \geq T$  and is lower bounded by  $R_i^{\text{case-2}}(q^2(D, N), T)$  when  $q^2(D, N) < T$ . Thus, if the network topology does not change in any super period, in the case of  $q^2(D, N) \geq T$ , the average system timely throughput is lower bounded by

$$\underline{R}^{\text{GF-1}}(D, N, T) = \frac{\sum_{i=1}^N R_i^{\text{case-1}}(q^2(D, N), T)}{N} = \frac{T \sum_{i=1}^N p_i}{N q^2(D, N)}; \quad (14)$$

in the case of  $q^2(D, N) < T$ , the average system timely throughput is lower bounded by

$$\underline{R}^{\text{GF-2}}(D, N, T) = \frac{\sum_{i=1}^N R_i^{\text{case-2}}(q^2(D, N), T)}{N} = \frac{\sum_{i=1}^N \left( \alpha \left[ 1 - (1-p_i) \left\lceil \frac{T}{q^2(D, N)} \right\rceil \right] + \beta \left[ 1 - (1-p_i) \left\lfloor \frac{T}{q^2(D, N)} \right\rfloor \right] \right)}{N q^2(D, N)}, \quad (15)$$

where  $\alpha = (T \bmod q^2(D, N))$  and  $\beta = q^2(D, N) - \alpha$ .

<sup>1</sup> A sequence  $S$  is blocked by sequences  $S_1, S_2, \dots, S_k$  if there does not exist a slot  $t$  such that  $S(t) = 1$  while  $S_i(t) = 0, \forall i = 1, 2, \dots, k$ .

### C. The “Optimal” Combination Sequence Scheme for $D = 1$

In the sequence scheme design, there is an interesting and important combinatorial problem: what is the minimum length of the sequences such that there exists a set of at least  $N$  sequences each of which has at least one collision-free slot for any network topology with density  $D$ ? We denote such minimum length by  $L^{\min}(D, N)$ . For  $D = 1$ , we have the following result.

**Proposition 1:** For any  $N$ , we have

$$L^{\min}(1, N) = \min \left\{ L \in \mathbb{Z}^+ : \left( \left\lceil \frac{L}{2} \right\rceil \right) \geq N \right\}. \quad (16)$$

*Proof:* Please see Appendix C. ■

Clearly we have  $L^{\min}(1, N) \in \{1, 2, \dots, N\}$  and  $\left(\left\lceil \frac{L}{2} \right\rceil\right)$  increases with respect to  $L$ . Thus, we can use an efficient binary-search scheme in the range  $\{1, 2, \dots, N\}$  to find  $L^{\min}(1, N)$ .

**Example 2:** Consider  $N = 10$ . We have  $L^{\min}(1, N) = 5$ . Then we construct the sequence set according to all combinations of  $L^{\min}(1, N)$  choosing  $\left\lceil \frac{L^{\min}(1, N)}{2} \right\rceil$ , and then we select the first  $N$  sequences and assign them to  $N$  pairs. We have the following  $\left(\left\lceil \frac{L^{\min}(1, N)}{2} \right\rceil\right) = \binom{5}{3} = 10$  sequences,

$$\begin{aligned} \mathbf{S}_1 &= (00111), \mathbf{S}_2 = (01011), \mathbf{S}_3 = (01101), \mathbf{S}_4 = (01110), \\ \mathbf{S}_5 &= (10011), \mathbf{S}_6 = (10101), \mathbf{S}_7 = (10110), \mathbf{S}_8 = (11001), \\ \mathbf{S}_9 &= (11010), \mathbf{S}_{10} = (11100). \end{aligned}$$

Here  $\mathbf{S}_1 = (00111)$  means that the combination is to choose the last three slots from the total five slots. All other sequences follow the similar rule. We can check that each sequence will not be blocked by any other sequence.

The combination sequence scheme also satisfies the location-fixed location possibly with some extra collision-free slots in the slowly-changing topology scenario. Thus, according to Theorem 1, if the network topology does not change in any super period, in the case of  $L^{\min}(1, N) \geq T$ , the average system timely throughput is lower bounded by

$$\begin{aligned} \underline{R}^{\text{Combination-1}}(L^{\min}(1, N), T) \\ = \frac{\sum_{i=1}^N R_i^{\text{case-1}}(L^{\min}(1, N), T)}{N} = \frac{T \sum_{i=1}^N p_i}{NL^{\min}(1, N)}; \end{aligned} \quad (17)$$

in the case of  $L^{\min}(1, N) < T$ , the average system timely throughput is lower bounded by

$$\begin{aligned} R^{\text{Combination-2}}(L^{\min}(1, N), T) &= \frac{\sum_{i=1}^N R_i^{\text{case-2}}(L^{\min}(1, N), T)}{N} \\ &= \frac{\sum_{i=1}^N \left( \alpha \left\lfloor 1 - (1 - p_i) \left\lceil \frac{T}{L^{\min}(1, N)} \right\rceil \right\rfloor + \beta \left\lfloor 1 - (1 - p_i) \left\lfloor \frac{T}{L^{\min}(1, N)} \right\rfloor \right\rfloor \right)}{NL^{\min}(1, N)}, \end{aligned} \quad (18)$$

where  $\alpha = (T \bmod L^{\min}(1, N))$  and  $\beta = L^{\min}(1, N) - \alpha$ .

## V. THEORETICAL COMPARISON

In Sec. IV, we presented exact value or lower bounds of average system timely throughput for different schemes. Based on these results, we compare ALOHA and TDMA in Sec. V-A in terms of average system timely throughput. According to Lemma 1, the sequence period is a key performance metric

to the system, we thus compare the sequence periods of all sequences schemes. Particularly, we compare the GF sequence scheme and TDMA in Sec. V-B for general  $D$  and compare TDMA, the GF sequence scheme, and the combination sequence scheme in Sec. V-C for the special case of  $D = 1$ . In the following discussions, we assume that the number of pairs  $N$  and the frame length  $T$  are given.

### A. Comparison between ALOHA and TDMA

First, we analyze the lower bound of the average system timely throughput of ALOHA.

**Theorem 2:**  $\underline{R}^{\text{ALOHA}^*}(D, N, T)$  in (6) is strictly decreasing with respect to  $D$ .

*Proof:* Please see Appendix D. ■

To compare ALOHA and TDMA, recall that the average system timely throughput of TDMA does not vary with respect to  $D$ . Thus, we can find a smallest density  $D$  (denoted as  $D^*$ ) such that  $\underline{R}^{\text{ALOHA}^*}(D, N, T) \geq R^{\text{TDMA-1}}(N, T)$  when  $N \geq T$  or  $\underline{R}^{\text{ALOHA}^*}(D, N, T) \geq R^{\text{TDMA-2}}(N, T)$  when  $N < T$ . Therefore, according to Theorem 2, it follows that ALOHA has larger average system timely throughput than TDMA when  $D \leq D^*$ . In addition, such a  $D^*$  can be found by an efficient binary-search scheme. We take the convention that  $D^* = -\infty$  if we cannot find such a  $D$ , which means that TDMA is better than the lower bound of ALOHA for all  $D \geq 1$ .

### B. Comparison between the GF Sequence Scheme and TDMA

In the GF sequence scheme, the sequence period is  $L = q^2(D, N)$ . We first establish the following result.

**Lemma 2:** In the GF sequence scheme,  $L = q^2(D, N)$  is non-decreasing with respect to  $D$ .

*Proof:* For each  $D$ , we find the smallest prime power  $q$  satisfying (12), i.e.,  $q(D, N)$ . The result follows from the fact that the prime power  $q$  satisfying (12) with density  $D$  also satisfies (12) with any density  $D' < D$ . ■

By combining Lemma 1 and Lemma 2, it follows that the lower bound of average system timely throughput of the GF sequence scheme is non-increasing as  $D$  increases. Therefore, similar to Sec. V-A, there exists a  $D^*$  such that the GF sequence scheme has better average system timely throughput than TDMA when  $D \leq D^*$ . On the other hand, we show that when  $D$  is large enough, the sequence period of TDMA is less than that of the GF sequence scheme.

**Proposition 2:** When  $D > \sqrt{2N}$ , the sequence period of TDMA is less than that of the GF sequence scheme, i.e.,  $N < q^2(D, N)$ .

*Proof:* Note that the sequence set in the GF sequence scheme is a ZFD code (see the definition in [36]) and thus the result follows from [36, Theorem 2]. ■

**Example 3:** For  $N = 100$ , in Table I, we list  $q(D, N)$  for different  $D$  and compare the sequence period of the GF sequence scheme which is  $q^2(D, 100)$  and the sequence period of TDMA which is  $N$ . In this case, the critical density is  $D^* = 4$ . In addition, when  $D > \sqrt{2N} = \sqrt{200} = 14.1$ , we can see that the sequence period of TDMA, i.e.,  $N$ , is smaller than that of the GF sequence scheme.



TABLE I  
 $q(D, 100)$  WITH DIFFERENT  $D$ .

$D$	1	2	3	4	5	6	7	8	9	10	11	12	13	14	15	16
$q(D, 100)$	4	5	7	9	11	11	11	11	11	11	13	13	16	16	16	17
$q^2(D, 100)$	16	25	49	81	121	121	121	121	121	121	169	169	256	256	256	289
$q^2(D, 100) < 100?$	Yes	Yes	Yes	Yes	No	No	No	No	No	No	No	No	No	No	No	No

Proposition 2 shows that the average system timely throughput of TDMA is larger than the lower bound of the average system timely throughput of the GF sequence scheme when  $D > \sqrt{2N}$ . However, it does not mean that the actual average system timely throughput of TDMA is larger than that of the GF sequence scheme when  $D > \sqrt{2N}$ . We will compare their actual performance by simulations in Sec. VI. However in the special case of  $D = N - 1$ , i.e., all pairs interfere with each other, we can prove that TDMA achieves better system performance than the GF sequence scheme.

**Proposition 3:** When  $D = N - 1$  and  $N$  is a prime power, TDMA achieves larger or equal average system timely throughput than the GF sequence scheme.

*Proof:* Please see Appendix E. ■

We remark that although the result in Proposition 3 is heuristically expected, its proof is quite involved.

### C. Comparison among TDMA, the GF Sequence Scheme, and the Combination Sequence Scheme for $D = 1$

In the case of  $D = 1$ , the sequence periods of TDMA, the GF sequence scheme and the combination sequence scheme are  $N$ ,  $q^2(1, N)$  and  $L^{\min}(1, N)$ , respectively. Proposition 1 shows that  $L^{\min}(1, N) \leq \min\{N, q^2(1, N)\}$ . Namely, the combination sequence scheme has the shortest period among them. Therefore, according to Lemma 1, the combination sequence scheme has the largest lower bound of average system timely throughput. To compare  $q^2(1, N)$  and  $N$ , we note that  $q(1, N)$  is the smallest prime power satisfying (12) with  $D = 1$ . We prove the following result.

**Theorem 3:**  $q^2(1, N) > N$  when  $N \leq 8$ ;  $q^2(1, N) = N$  when  $N = 9$ ; and  $q^2(1, N) < N$  when  $N \geq 10$ . In addition, when  $N \geq 10$ , the GF sequence scheme achieves larger or equal average system timely throughput than TDMA.

*Proof:* Please see Appendix F. ■

Therefore, when  $N \geq 10$  (resp.  $N \leq 8$ ), the period of TDMA is larger than (resp. smaller than) the period of the GF sequence scheme. Again we remark that TDMA only guarantees exactly one collision-free slot for each sequence in each period, while the GF sequence scheme and the combination sequence scheme could have *at least* one collision-free slot in each period. Therefore, the sequence period does not directly reflect the actual average system timely throughput. We will compare their actual performance by simulations in Sec. VI.

## VI. SIMULATIONS

In this section, we compare the performance of different topology-transparent distributed schemes by simulations.

In Sec. VI-A, we compare our theoretical analysis and the empirical results, as well as evaluating the effect of topology

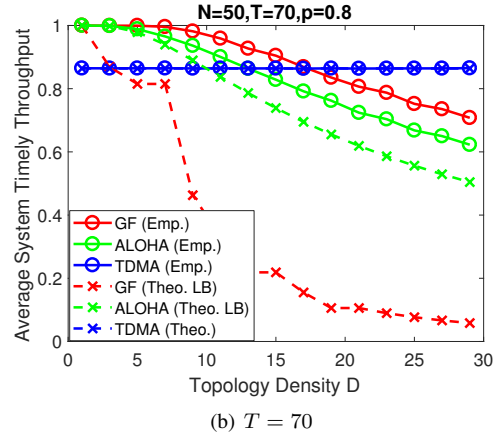
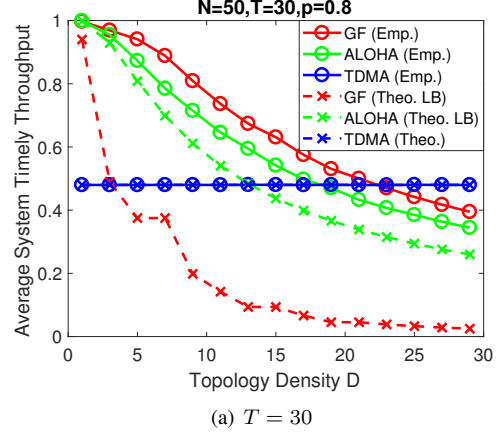


Fig. 3. Compare the empirical value (Emp.) with theoretical value (Theo.) or theoretical lower bound (Theo. LB), and evaluate the effect of topology density  $D$ .

density  $D$ . We then evaluate the effect of channel quality in Sec. VI-B and the effect of frame length  $T$  in Sec. VI-C. Finally, in Sec. VI-D, we compare different schemes for the special case of  $D = 1$ . Sec. VI-E evaluates the robustness of the proposed schemes when the number of users (resp. the topology density) exceeds the predetermined  $N$  (resp.  $D$ ). In addition to frame-synchronized traffic pattern, Sec. VI-F evaluates the performance of the proposed schemes under a poisson-arrival traffic pattern. Finally, Sec. VI-G shows the performance improvement if the feedback information is available.

### A. Theoretical Analysis v.s. Empirical Results

In terms of average system timely throughput, we compare theoretical value (or theoretical lower bound) and the empirical value. We consider  $N = 50$ ,  $T = 30$  or  $70$  and  $p_i = p = 0.8, \forall i \in \{1, 2, \dots, N\}$ . For each topology

density  $D \in \{1, 3, 5, \dots, 29\}$ , we randomly generate 100 different network topologies and then calculate the mean value of average system timely throughput for all the 100 topologies.

Fig. 3 shows theoretical lower bound in (6) and empirical result of ALOHA, theoretical result in (10) and (11) and the empirical result of TDMA, and theoretical lower bound in (14) and (15) and the empirical result of the GF sequence scheme.

From Fig. 3, we can observe that the empirical performance of TDMA matches well with theoretical result, confirming the correctness of (10) (when  $N = 50 > T = 30$  as shown in Fig. 3(a)) and (11) (when  $N = 50 < T = 70$  as shown in Fig. 3(b)). In addition, we can see that the empirical average system timely throughput of ALOHA is a little bit better than the corresponding theoretical lower bound. The reason is that the number of interferers for any receiver in the average sense is smaller than  $D$ , while we derive theoretical lower bound in (6) based on the maximum number of interferers, i.e.,  $D$ . The empirical average system timely throughput of the GF sequence scheme is much better than the corresponding theoretical lower bound. The reason is that the number of collision-free slots in any period of the GF sequence scheme could be much larger than one as its code weight (number of 1 in a period) is  $q > 1$ , while we derive theoretical lower bound in (14) and (15) based on the assumption that each sequence has only one collision-free slot in any period.

In addition, we can see that the performance of both ALOHA and the GF sequence scheme degrades when  $D$  increases. This is because larger  $D$  implies more interferers for a receiver and thus ALOHA is more vulnerable to collision and the GF sequence scheme requires longer sequence period. The performance of TDMA does not change with respect to  $D$ , confirming our remark in the last paragraph of Sec. IV-A. We further note that the performance of the GF sequence scheme and ALOHA is better than TDMA when  $D$  is small. This is because both the GF sequence scheme and ALOHA can exploit the sparsity of the network while TDMA cannot. But when  $D$  is large, TDMA dominates others because the performance of ALOHA and the GF sequence scheme degrades when  $D$  increases while that of TDMA does not change. This confirms our analysis in Sec. V-A and Sec. V-B.

### B. Effect of Channel Quality $p_i$

We also evaluate the effect of channel quality  $p_i$ . We assume that all pairs have the same channel quality, i.e.,  $p_i = p, \forall i \in \{1, 2, \dots, N\}$ , where  $p$  varies from 0 to 1. We set  $N = 50$ ,  $T = 30$ , and  $D = 3$  or 30. The network topology changes every 100 slots, which also applies to the rest of this section. The empirical average system timely throughput of ALOHA, TDMA and the GF sequence scheme is shown in Fig. 4. We can see that in all schemes, better channel quality leads to larger average system timely throughput. This is an obvious result. Again, similar to the analysis for Fig. 3, the performance of the GF sequence scheme and ALOHA is better than TDMA when  $D$  is small ( $D = 3$ ), while TDMA has the best performance when  $D$  is large ( $D = 30$ ).

In addition, when  $D$  is small and channel quality  $p$  is small, ALOHA is better than the GF sequence scheme. We have also

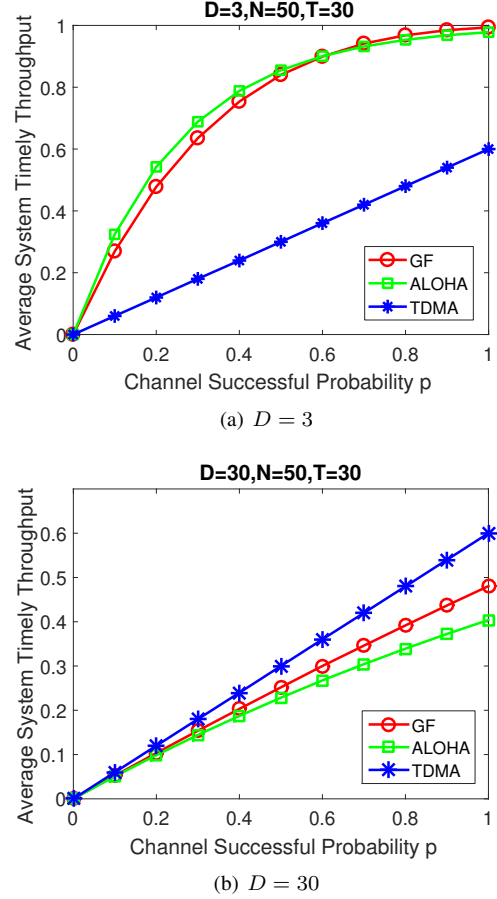


Fig. 4. Effect of channel quality.

carried out many other instances to confirm this observation. This shows that although both ALOHA and the GF sequence scheme improve their performance when  $D$  decreases, the improvement of ALOHA outperforms that of the GF sequence scheme when the channel quality is low.

### C. Effect of Hard Deadline/Frame Length $T$

In this part, we evaluate the effect of hard deadline/frame length  $T$ . We set  $N = 20$ ,  $D = 1$  or 10, and  $p_i = p = 0.8, \forall i \in \{1, 2, \dots, N\}$ . The result is shown in Fig. 5. We can see that the average system timely throughput of all three schemes (ALOHA, TDMA and the GF sequence scheme) increases as  $T$  increases. This is because larger frame length can allow transmitters to have more slots to transmit packets in a frame.

In the case of  $D = 1$ , the period length of the GF sequence scheme is equal to 9, which is much shorter than that of TDMA. From Fig. 5(a), we can see that the GF sequence scheme is faster than TDMA to converge to the maximum average system timely throughput as  $T$  increases. On the other hand, in the case of  $D = 10$ , the period length of the GF sequence scheme is equal to 121, which is much longer than that of TDMA. From Fig. 5(b), we can observe that TDMA is faster than the GF sequence scheme to converge to the maximum average system timely throughput.



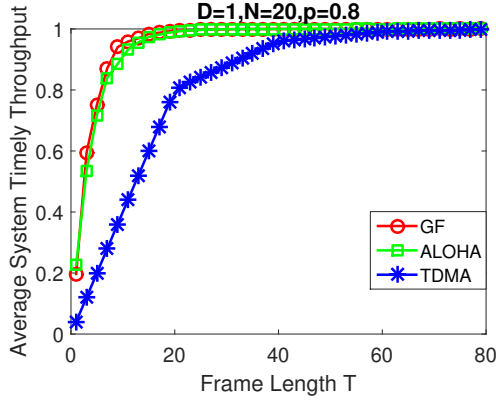
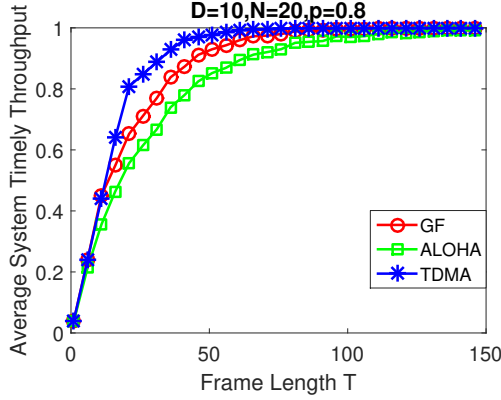
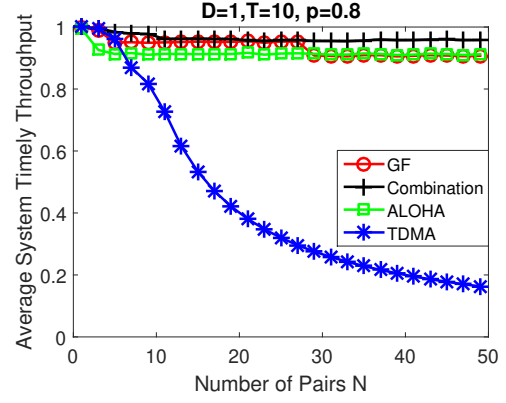
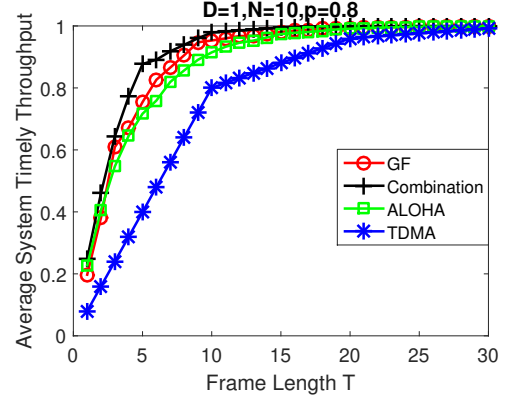
(a)  $D = 1$ (b)  $D = 10$ 

Fig. 5. Effect of frame length.

(a)  $T = 10$ (b)  $N = 10$ Fig. 6. Compare different schemes for the special case of  $D = 1$ .

#### D. Comparison among Different Schemes when $D = 1$

Finally, we compare the four schemes (ALOHA, TDMA, the GF sequence scheme and the combination-base sequence) for the special case of  $D = 1$ . The result is shown in Fig. 6. As we can see, no matter whether we fix frame length  $T$  but vary the number of pairs  $N$  as shown in Fig. 6(a) or we fix the number of pairs  $N$  but vary the frame length  $T$  as shown in Fig. 6(b), the combination sequence scheme has the best performance, which is in line with our analysis in Sec. V-C. Though we designed the combination sequence scheme for the special case of  $D = 1$ , we can also apply it for the cases of  $D > 1$  to see its practical performance. However, according to our independent simulations (omitted here due to the space limitation), we find that the combination sequence scheme is worse than the GF sequence scheme and ALOHA when  $D > 1$ . Thus, the combination sequence scheme should only be used for the special case of  $D = 1$ .

#### E. Robustness of Our Schemes

In this paper, similar to existing literatures on topology-transparent scheduling [1], [2], [6], we assume that the number of pairs, i.e.,  $N$ , is fixed and then design sequence schemes based on this given  $N$ . However, in practice, it is possible that new pairs enter the network and/or existing pairs leave the network. It is necessary to show the robustness of our

schemes under this situation. Toward that end, we need to design a practical solution to assign sequences to new pairs<sup>2</sup>. Generally the sequence space of the designed scheme is larger than the number of pairs, i.e.,  $N$ . For example, in GF sequence scheme, the sequence space is of size  $q^{k+1} \geq N$  (see Equ. (13)), which usually holds as an inequality. Thus, we have extra sequences to be allocated to a new transmitter. On the other hand, if we have exhausted the sequence space when a new pair enters the network, we can still randomly allocate a sequence from the sequence space to this new transmitter. Although two transmitters have the same sequence now, the chance that they are close and thus interfere with each other is low. This kind of sequence reuse is similar to the idea of spectrum reuse in cellular networks. Even though they have chance to interfere with each other, this simple solution is also practical by sacrificing a little bit system performance. In this part, we apply this practical approach when new pairs enter the network.

In addition, similar to many existing literatures on topology-transparent scheduling design (see [1], [2], [6] and the references therein), we make the assumption that  $D$  is known to all nodes and the network density would not exceed  $D$  all the time. Under this assumption, we can design schemes based on  $D$ , and we reveal insights about which scheme performs

<sup>2</sup>The behaviour of new pairs does not change under the ALOHA scheme.

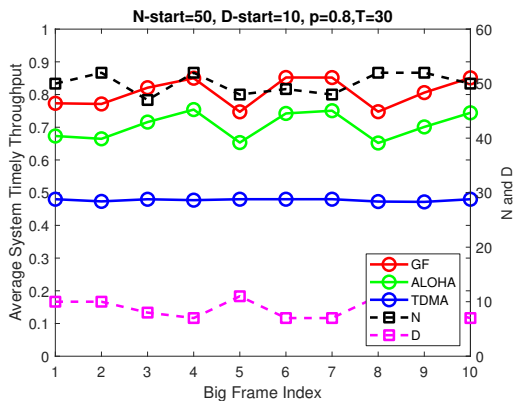


Fig. 7. Robustness of the proposed GF, ALOHA, and TDMA schemes when  $N$  and  $D$  deviate from their predetermined values.

better under different conditions. In practice, the value of  $D$  can be estimated from observations for different kinds of network scenarios. However, due to the mobility of VANET, the network density could exceed the predetermined value  $D$ . It is also important to evaluate the robustness of our schemes under this situation.

To evaluate the robustness of our schemes when both  $N$  and  $D$  could change, we perform a simulation as follows. We initially set up a network with  $N = 50$ ,  $D = 10$ ,  $T = 30$ , and  $p_i = p = 0.8$  ( $\forall i$ ). We let the network run for enough time such that the system performance converges, which serves as the benchmark. Then we change the network topology every 50 frames (which we call a big frame), where both  $N$  and  $D$  could increase or decrease. We plot the running system average timely throughput and the dynamics of  $N$  and  $D$  in Fig. 7. Note that big frame 1 indicates the converging time of the initial setting rather than an absolute time instance. For a sequence  $\{x(t) : t = 1, 2, \dots\}$ , we define its changing ratio as  $\frac{\max\{x(t)\} - \min\{x(t)\}}{x(1)}$ . Then, in Fig. 7, the changing ratios of  $N$  and  $D$  are 10% and 40%, respectively. However, the changing ratios of the system performance of GF, ALOHA and TDMA schemes are 13.58%, 15.17%, and 1.71%, respectively. Thus, when  $N$  and  $D$  change, the performance of our schemes does not change significantly. Our schemes are robust to  $N$  and  $D$ .

#### F. Poisson Arrival

In this paper, we consider the frame-synchronized traffic pattern, which can find applications in CPSs [29] and NCSs [30] and is a good starting point to investigate the delay-constrained communications [8], [10], [31]. However, in practice, there are other traffic patterns. For example, poisson arrival is common. It is good to show the performance of our schemes under this practical traffic pattern. Therefore, we perform a simulation for poisson arrival. We consider an example with  $N = 20$ ,  $T = 10$  and varying  $D$ . We consider a poisson-arrival traffic pattern where the mean of the inter-arrival time is  $T = 10$ . We round the arrival time to an integer in line with our slotted system. We then apply the proposed GF, ALOHA, and TDMA schemes. The result is shown in Fig. 8. As we can see, the performance of GF and ALOHA

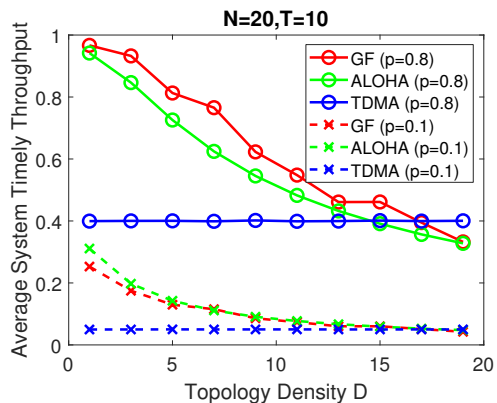


Fig. 8. The performance of the proposed GF, ALOHA, and TDMA schemes under a poisson-arrival traffic pattern where the mean of the inter-arrival time is 10.

TABLE II  
SUMMARY OF THE BEST SETTINGS FOR DIFFERENT SCHEMES.

Schemes	Best Settings
ALOHA	Network density $D$ is small and channel quality $\{p_i\}$ is small
TDMA	Network density $D$ is large
The GF Sequence Scheme	Network density $D$ is small and channel quality $\{p_i\}$ is large
The Combination Sequence Scheme	Network density $D = 1$

degrades as  $D$  increases while that of TDMA does not change. In addition, GF and ALOHA outperform TDMA when  $D$  is small, while TDMA outperforms GF and ALOHA when  $D$  is large. Further, ALOHA is better than GF when  $D$  is small and the successful probability  $p$  is small. All such observations are the same as those for frame-synchronized traffic pattern in Sec. VI-A and Sec. VI-B. All of them conform our conclusion later in Tab. II.

#### G. Benefit of Feedback Information

In this paper, we assume that there is no feedback information from receivers to transmitters. If feedback is available, we can still apply the proposed GF, ALOHA, and TDMA schemes. However, since each transmitter can get the feedback from the receiver about whether its packet has been delivered successfully or not, it can terminate all transmissions in the rest of a frame after a successful delivery. This can reduce the competition and thus potentially increase the system performance. We consider an example with  $N = 20$ ,  $T = 30$ ,  $p_i = p = 0.8$  ( $\forall i$ ) and varying  $D$ . Fig. 9 shows the feedback gain in terms of the increase of the average system timely throughput for GF, ALOHA, and TDMA schemes. As we can see, the feedback information provides more gains for ALOHA than GF, while TDMA has no feedback gain because TDMA scheme does not introduce competition.

## VII. CONCLUSION

In this paper, distributed scheduling designs for a topology-transparent MANET to support delay-constrained traffic are investigated for the first time. We have analyzed and compared the average system timely throughput of several schemes

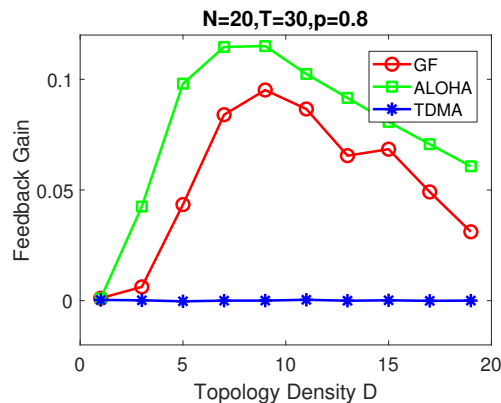


Fig. 9. Feedback gain of GF, ALOHA, and TDMA schemes.

including ALOHA, TDMA, the GF sequence scheme and the combination sequence scheme. Different schemes work best for different settings. We have summarized their individual best settings in Table II according to our analysis and simulations in this paper.

Our main contribution in this work is that we have analyzed and compared different distributed schemes which were generally designed for delay-unconstrained setting. In the future, it would be interesting and important to design a novel distributed scheme that is particularly suitable for delay-constrained setting. Here we give some of our thoughts on how to design such a new scheme. One direction is to design a *hybrid* scheme combining both the deterministic sequence scheme and the probabilistic scheme. The sequence scheme utilizes the network topology elegantly such that each user has at least one collision-free slot in a period. However, once two or more pairs have bit ‘1’ in the same slot, they will collide for sure. The probabilistic scheme can soften the collision such that a user can still have chance to deliver its packet successfully even other users also have bit ‘1’ in the same slot. It is possible to combine the benefits of both the deterministic sequence scheme and the probabilistic scheme to design a better hybrid scheme. Another direction is to re-design the sequence assignment mechanism. In our paper, we assume that sequences are pre-assigned to the users and a user will keep using its assigned sequence all the time. This approach looks inflexible. It is possible to design a sequence pool from which each user can randomly select a sequence [37]. Users can also adaptively change the sequences. This approach increases the flexibility. The research problem is how to design a good sequence pool. We will work along these directions in the future.

## REFERENCES

- [1] I. Chlamtac and A. Faragó, “Making transmission schedules immune to topology changes in multi-hop packet radio networks,” *IEEE/ACM Transactions on Networking*, vol. 2, no. 1, pp. 23–29, 1994.
- [2] U. N. Kar, D. Dash, D. K. Sanyal, D. Guha, and S. Chattopadhyay, “A survey of topology-transparent scheduling schemes in multi-hop packet radio networks,” *IEEE Communications Surveys & Tutorials*, vol. 19, no. 4, pp. 2026–2049, 2017.
- [3] J.-H. Ju and V. O. Li, “An optimal topology-transparent scheduling method in multihop packet radio networks,” *IEEE/ACM Transactions on Networking*, vol. 6, no. 3, pp. 298–306, 1998.
- [4] V. R. Syrotiuk, C. J. Colbourn, and A. C. Ling, “Topology-transparent scheduling for MANETs using orthogonal arrays,” in *Proc. ACM DIALM-POMC*, 2003, pp. 43–49.
- [5] C. J. Colbourn, V. R. Syrotiuk, and A. C. Ling, “Steiner systems for topology-transparent access control in MANETs,” in *Proc. AdHoc-NOW*, 2003, pp. 247–258.
- [6] Y.-S. Su, “Topology-transparent scheduling via the Chinese remainder theorem,” *IEEE/ACM Transactions on Networking*, vol. 23, no. 5, pp. 1416–1429, 2015.
- [7] —, “A note on topology-transparent scheduling via the Chinese remainder theorem,” *IEEE Signal Processing Letters*, vol. 23, no. 8, pp. 1126–1130, 2016.
- [8] L. Deng, C.-C. Wang, M. Chen, and S. Zhao, “Timely wireless flows with general traffic patterns: capacity region and scheduling algorithms,” *IEEE/ACM Transactions on Networking*, vol. 25, no. 6, pp. 3473–3486, 2017.
- [9] J. Baillieul and P. J. Antsaklis, “Control and communication challenges in networked real-time systems,” *Proceedings of the IEEE*, vol. 95, no. 1, pp. 9–28, 2007.
- [10] I.-H. Hou, V. Borkar, and P. R. Kumar, “A theory of QoS for wireless,” in *Proc. IEEE INFOCOM*, 2009, pp. 486–494.
- [11] H. Zhang, M. Albert, and A. Willig, “Combining TDMA with slotted Aloha for delay constrained traffic over lossy links,” in *Proc. ICARCV*, 2012, pp. 701–706.
- [12] Y. Li, H. Zhang, Z. Huang, and M. Albert, “Optimal link scheduling for delay-constrained periodic traffic over unreliable wireless links,” in *Proc. IEEE INFOCOM*, 2014, pp. 1465–1473.
- [13] M. Bennis, M. Debbah, and H. V. Poor, “Ultrareliable and low-latency wireless communication: Tail, risk, and scale,” *Proceedings of the IEEE*, vol. 106, no. 10, pp. 1834–1853, 2018.
- [14] B. Singh, O. Tirkkonen, Z. Li, and M. A. Uusitalo, “Contention-based access for ultra-reliable low latency uplink transmissions,” *IEEE Wireless Communications Letters*, vol. 7, no. 2, pp. 182–185, 2018.
- [15] S. E. Elayoubi, P. Brown, M. Deghel, and A. Galindo-Serrano, “Radio resource allocation and retransmission schemes for URLLC over 5G networks,” *IEEE Journal on Selected Areas in Communications*, vol. 37, no. 4, pp. 896–904, 2019.
- [16] Y. Zhang, Y. Lo, F. Shu, and J. Li, “Achieving maximum reliability in deadline-constrained random access with multiple-packet reception,” *IEEE Transactions on Vehicular Technology*, vol. PP, no. 99, pp. 1–12, 2019.
- [17] X. Wang, Z. Ning, M. Zhou, X. Hu, L. Wang, Y. Zhang, F. R. Yu, and B. Hu, “Privacy-preserving content dissemination for vehicular social networks: Challenges and solutions,” *IEEE Communications Surveys & Tutorials*, vol. 21, no. 2, pp. 1314–1345, 2018.
- [18] J. Liu and J. Liu, “Intelligent and connected vehicles: Current situation, future directions, and challenges,” *IEEE Communications Standards Magazine*, vol. 2, no. 3, pp. 59–65, 2018.
- [19] D. S. Lakew, U. Saad, N.-N. Dao, W. Na, and S. Cho, “Routing in flying ad hoc networks: A comprehensive survey,” *IEEE Communications Surveys & Tutorials*, 2020.
- [20] Y. Yue, W. Sun, J. Liu, and Y. Jiang, “AI-enhanced incentive design for crowdsourcing in internet of vehicles,” in *Proc. IEEE VTC2019-Fall*, IEEE, 2019, pp. 1–5.
- [21] V. V. Paranthaman, Y. Kirsal, G. Mapp, P. Shah, and H. X. Nguyen, “Exploiting resource contention in highly mobile environments and its application to vehicular ad-hoc networks,” *IEEE Transactions on Vehicular Technology*, vol. 68, no. 4, pp. 3805–3819, 2019.
- [22] J. Liu, H. Guo, J. Xiong, N. Kato, J. Zhang, and Y. Zhang, “Smart and resilient EV charging in SDN-enhanced vehicular edge computing networks,” *IEEE Journal on Selected Areas in Communications*, vol. 38, no. 1, pp. 217–228, 2020.
- [23] J. Wang, Y. Tan, J. Liu, and Y. Zhang, “Topology poisoning attack in SDN-enabled vehicular edge network,” *IEEE Internet of Things Journal*, 2020.
- [24] H. Guo and J. Liu, “UAV-enhanced intelligent offloading for internet of things at the edge,” *IEEE Transactions on Industrial Informatics*, vol. 16, no. 4, pp. 2737–2746, 2020.
- [25] W. Sun, J. Liu, Y. Yue, and Y. Jiang, “Social-aware incentive mechanisms for D2D resource sharing in IIoT,” *IEEE Transactions on Industrial Informatics*, vol. 16, no. 8, pp. 5517–5526, 2020.
- [26] Y. Xu, “On the performance of device-to-device communications with delay constraint,” *IEEE Transactions on Vehicular Technology*, vol. 65, no. 11, pp. 9330–9344, 2016.
- [27] S. Zhang, J. Liu, H. Guo, M. Qi, and N. Kato, “Envisioning device-to-device communications in 6G,” *IEEE Network*, 2020.

- [28] L. Deng, W. S. Wong, P.-N. Chen, Y. S. Han, and H. Hou, "Delay-constrained input-queued switch," *IEEE Journal on Selected Areas in Communications*, vol. 36, no. 11, pp. 2464–2474, 2018.
- [29] K.-D. Kim and P. R. Kumar, "Cyber-physical systems: A perspective at the centennial," *Proceedings of the IEEE*, vol. 100, no. Special Centennial Issue, pp. 1287–1308, 2012.
- [30] L. Deng, C. Tan, and W. S. Wong, "On stability condition of wireless networked control systems under joint design of control policy and network scheduling policy," in *Proc. IEEE CDC*, 2018, pp. 1–7.
- [31] I.-H. Hou and P. R. Kumar, "Utility maximization for delay constrained QoS in wireless," in *Proc. IEEE INFOCOM*, 2010.
- [32] L. G. Roberts, "ALOHA packet system with and without slots and capture," *ACM SIGCOMM Computer Communication Review*, vol. 5, no. 2, pp. 28–42, 1975.
- [33] J. F. Kurose and K. W. Ross, *Computer Networking: A Top-Down Approach*, 6/E. Addison-Wesley, 2013.
- [34] W. S. Wong, "Transmission sequence design and allocation for wide-area ad hoc networks," *IEEE Transactions on Vehicular Technology*, vol. 63, no. 2, pp. 869–878, 2014.
- [35] Y. Wu, K. W. Shum, W. S. Wong, and L. Shen, "Safety-message broadcast in vehicular ad hoc networks based on protocol sequences," *IEEE Transactions on Vehicular Technology*, vol. 63, no. 3, pp. 1467–1479, 2014.
- [36] S. Györi, "Coding for a multiple access or channel: A survey," *Discrete Applied Mathematics*, vol. 156, no. 9, pp. 1407–1430, 2008.
- [37] C.-S. Chang, D.-S. Lee, and C. Wang, "Asynchronous grant-free uplink transmissions in multichannel wireless networks with heterogeneous qos guarantees," *IEEE/ACM Transactions on Networking*, vol. 27, no. 4, pp. 1584–1597, 2019.
- [38] Z. Füredi, "On  $r$ -cover-free families," *Journal of Combinatorial Theory, Series A*, vol. 73, no. 1, pp. 172–173, 1996.
- [39] I. Anderson, *Combinatorics of Finite Sets*. Oxford University Press, 1987.

## APPENDIX

### A. Proof of Theorem 1

1) *Proof of Case 1:* When  $L \geq T$ , as exemplified in Fig. 10, we consider the first super period from period 1 to period  $T$  without loss of generality. In those slots, transmitter  $i$  has  $T$  collision-free slots. In addition, since the distance of any two consecutive collision-free slots, which is  $L \geq T$ , is large than the distance between the beginning of a frame and the end of the frame, which is  $T - 1$ , any two consecutive collision-free slots cannot belong to the same frame. Therefore, all  $T$  collision-free slots belong to  $T$  different frames. For example, in Fig. 10 with  $L = 4$ ,  $T = 3$  and offset  $t_k = 2$ , we can see that transmitter  $i$  has  $T = 3$  collision-free slots distributed in  $T = 3$  different frames. Thus, in this super period,  $T$  packets can be transmitted once, each of which can be delivered successfully with probability  $p_i$ . Hence, the average number of packets delivered before expiration in this super period is  $Tp_i$ , which holds for any super period that satisfies the location-fixed condition. Thus, the timely throughput of pair  $i$  is

$$R_i^{\text{case-1}} = \frac{\mathbb{E} \left[ \text{number of packets delivered before expiration from slot 1 to slot } LT \right]}{LT/T} = \frac{Tp_i}{LT/T} = \frac{Tp_i}{L},$$

which completes the proof of Case 1 in Theorem 1.

2) *Proof of Case 2:* When  $L < T$ , as exemplified in Fig. 11, we again consider the first super period from period 1 to period  $T$  without loss of generality. In addition, we assume that the offset is  $t_k = 1$ . The proof can be easily extended to general offset  $t_k \in \{1, 2, \dots, L\}$ . Next we will show that each of the  $L$  frame in this super period is either a *Type-1 frame* where there are  $\lceil T/L \rceil$  collision-free slots or a *Type-2 frame* where

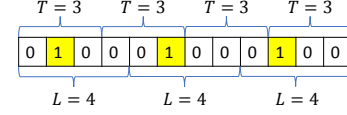


Fig. 10. Illustration for the case  $L \geq T$  where "1" indicates a collision-free slot. Here the offset is  $t_k = 2$ . We can see that transmitter  $i$  has  $T = 3$  collision-free slots distributed in  $T = 3$  different frames.

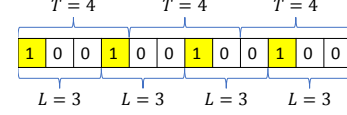


Fig. 11. Illustration for the case  $L < T$  where "1" indicates a collision-free slot. Here the offset is  $t_k = 1$ . We can see that there is  $\alpha = (T \bmod L) = 1$  Type-1 frame which has  $\lceil T/L \rceil = 2$  collision-free slots and there are  $\beta = L - \alpha = 2$  Type-2 frames each of which has  $\lceil T/L \rceil = 1$  collision-free slot.

there are  $\lceil T/L \rceil$  collision-free slots.<sup>3</sup> In addition, there are  $\alpha = (T \bmod L)$  Type-1 frames and  $\beta = L - \alpha$  Type-2 frames in this super period. For example, in Fig. 11 with  $L = 3$  and  $T = 4$ , we can see that there is  $\alpha = (T \bmod L) = 1$  Type-1 frame which has  $\lceil T/L \rceil = 2$  collision-free slots and there are  $\beta = L - \alpha = 2$  Type-2 frames each of which has  $\lceil T/L \rceil = 1$  collision-free slot.

Clearly, since the distance of any two consecutive collision-free slots, i.e.,  $L$ , is less than the frame length  $T$ , any frame has at least one collision-free slot. Then, for any frame  $i \in \{1, 2, \dots, L\}$ , we define its *one-offset*  $d_i$  as the distance between its first slot and its first collision-free slot after the first slot. For example, in Fig. 11 with  $L = 3$  and  $T = 4$ , the one-offsets of frames 1, 2, and 3 are 3, 2, and 1 respectively. Since there is a collision-free slot every  $L$  slots, we can see that  $d_i \in \{1, 2, \dots, L\}$ . When the one-offset of frame  $i$  is  $d_i = L$ , the first slot of frame  $i$  is a collision-free slot and there are  $\lceil \frac{T}{L} \rceil$  collision-free slots in frame  $i$ , implying that frame  $i$  is a Type-1 frame. When  $d_i \in \{0, 1, \dots, L - 1\}$ , the first slot of frame  $i$  is not a collision-free slot and there are  $\lceil \frac{T - d_i}{L} \rceil$  collision-free slots in frame  $i$ . It is straightforward to show that frame  $i$  is a Type-1 frame if its one-offset

$$d_i \in \mathcal{D}_1 \triangleq \{1, 2, \dots, (T \bmod L) - 1\} \cup \{L\}, \quad (19)$$

and it is a Type-2 frame if its one-offset

$$d_i \in \mathcal{D}_2 \triangleq \{T \bmod L, (T \bmod L) + 1, \dots, L - 1\}. \quad (20)$$

Denote the greatest common divisor of  $T$  and  $L$  by  $s$  and define positive integers  $T' = T/s$ ,  $L' = L/s$ . Note that  $T'$  and  $L'$  are coprime integers. We have

$$T \bmod L = s(T' \bmod L'). \quad (21)$$

Note that both the traffic pattern and the sequence are completely the same every  $L'$  frames in the first super period, which contains  $L/L' = s$  copies consisting of such  $L'$  frames. We then consider the first  $L'$  frames from slot 1 to slot  $L'T$ . The one-offset of frame  $i \in \{1, 2, \dots, L'\}$  is

$$\begin{aligned} d_i &= L - ((i - 1)T \bmod L) = sL' - s((i - 1)T' \bmod L') \\ &= s[L' - ((i - 1)T' \bmod L')]. \end{aligned}$$

<sup>3</sup> Our proofs in the rest of this part still hold when  $T \bmod L = 0$ , under which the Type-1 frame and Type-2 frame have no difference.



Since  $((i-1)T' \bmod L') \in \{0, 1, \dots, L'-1\}$  for any  $i \in \{1, 2, \dots, L'\}$ , we have  $[L' - ((i-1)T' \bmod L')] \in \{1, 2, \dots, L'\}$  and  $d_i = s[L' - ((i-1)T' \bmod L')] \in \Omega \triangleq \{s, 2s, \dots, L's\}$ . Next we use contradiction to prove that

$$\{d_i : i = 1, 2, \dots, L'\} = \Omega. \quad (22)$$

Suppose not. Namely, there exist  $i_1, i_2 \in \{1, 2, \dots, L'\}, i_1 \neq i_2$  such that  $d_{i_1} = d_{i_2}$ , i.e.,

$$(i_1 - 1)T' \equiv (i_2 - 1)T' \bmod L', \quad (23)$$

implying

$$(i_1 - i_2)T' \equiv 0 \bmod L'. \quad (24)$$

Since  $-(L'-1) \leq i_1 - i_2 \leq (L'-1)$  and  $T'$  is coprime with  $L'$ , (24) cannot hold. This is a contradiction. Therefore, (22) holds. Note that

$$\begin{aligned} \Omega &= \{s, 2s, \dots, L's\} \\ &= \{s, 2s, \dots, s(T' \bmod L'), s(T' \bmod L' + 1), \dots, s(L' - 1), sL'\} \\ &= \underbrace{\{s, 2s, \dots, T \bmod L\}}_{\mathcal{D}_1}, \underbrace{\{s(T' \bmod L' + 1), \dots, s(L' - 1)\}}_{\mathcal{D}_2}, \underbrace{\{sL'\}}_{\mathcal{D}_1}. \end{aligned}$$

Thus, in the first  $L'$  frames, the number of Type-1 frames is  $(T' \bmod L')$  and the number of Type-2 frames is  $[L' - (T' \bmod L')]$ . In the first super period which contains  $s$  copies of such  $L'$  frames, the number of Type-1 frames is  $s(T' \bmod L') = T \bmod L = \alpha$  and the number of Type-2 frames is  $s[L' - (T' \bmod L')] = L - (T \bmod L) = L - \alpha = \beta$ .

In a Type-1 (resp. Type-2) frame with  $\lceil T/L \rceil$  (resp.  $\lfloor T/L \rfloor$ ) collision-free slots, the packet will be transmitted  $\lceil T/L \rceil$  (resp.  $\lfloor T/L \rfloor$ ) times and it will be delivered successfully with probability  $1 - (1 - p_i)^{\lceil T/L \rceil}$  (resp.  $1 - (1 - p_i)^{\lfloor T/L \rfloor}$ ). Hence, the average number of packets delivered before expiration in the first super period is

$$\alpha \left[ 1 - (1 - p_i)^{\lceil T/L \rceil} \right] + \beta \left[ 1 - (1 - p_i)^{\lfloor T/L \rfloor} \right], \quad (25)$$

and the timely throughput of pair  $i$  is

$$\begin{aligned} R_i^{\text{case-2}} &= \frac{\mathbb{E} \left[ \text{number of packets delivered before expiration from slot 1 to slot } LT \right]}{LT/T} \\ &= \frac{\alpha \left[ 1 - (1 - p_i)^{\lceil T/L \rceil} \right] + \beta \left[ 1 - (1 - p_i)^{\lfloor T/L \rfloor} \right]}{L}, \quad (26) \end{aligned}$$

where  $\alpha = (T \bmod L)$  and  $\beta = L - \alpha$ . This completes the proof of Case 2 in Theorem 1.

### B. Proof of Lemma 1

Clearly  $R_i^{\text{case-1}}(L, T)$  in (7) strictly decreases as  $L$  increases.

When  $p_i = 1$ , we can see that  $R_i^{\text{case-2}}(L, T) = 1$  in (8). Then we only need to show that  $R_i^{\text{case-2}}(L, T)$  in (8) strictly decreases as  $L$  increases when  $p_i \in (0, 1)$ . We first note that<sup>4</sup>

$$\begin{aligned} R_i^{\text{case-2}}(L, T) &= \frac{\alpha \left[ 1 - (1 - p_i)^{\lceil T/L \rceil} \right] + \beta \left[ 1 - (1 - p_i)^{\lfloor T/L \rfloor} \right]}{L} \\ &= \frac{\alpha}{L} \left[ 1 - (1 - p_i)^{\lceil T/L \rceil} \right] + \left( 1 - \frac{\alpha}{L} \right) \left[ 1 - (1 - p_i)^{\lfloor T/L \rfloor} \right] \\ &= \frac{\alpha(L, T)}{L} f_1(L, T) + \left( 1 - \frac{\alpha(L, T)}{L} \right) f_2(L, T), \end{aligned}$$

is a convex combination of  $f_1(L, T) \triangleq 1 - (1 - p_i)^{\lceil T/L \rceil}$  and  $f_2(L, T) \triangleq 1 - (1 - p_i)^{\lfloor T/L \rfloor}$ .

When  $\lceil T/L \rceil = \lfloor T/L \rfloor$ , we have  $f_1(L, T) = f_2(L, T)$  and

$$R_i^{\text{case-2}}(L, T) = f_1(L, T) = 1 - (1 - p_i)^{\lceil T/L \rceil}$$

which strictly decreases as  $L$  increases.

When  $\lceil T/L \rceil \neq \lfloor T/L \rfloor$ , we have  $f_2(L, T) < f_1(L, T)$ . Since  $\alpha(L, T) = (T \bmod L) \in \{0, 1, \dots, L-1\}$ , we have  $\frac{\alpha(L, T)}{L} \in [0, 1)$ . Thus, we have

$$f_2(L, T) \leq R_i^{\text{case-2}}(L, T) < f_1(L, T). \quad (27)$$

To prove that  $R_i^{\text{case-2}}(L, T)$  in (8) strictly decreases as  $L$  increases, we only need to show that

$$R_i^{\text{case-2}}(L, T) > R_i^{\text{case-2}}(L+1, T), \quad \forall 1 \leq L \leq T-1. \quad (28)$$

Toward that end, we use the following inequality,

$$\left\lceil \frac{T}{L+1} \right\rceil \leq \left\lceil \frac{T}{L} \right\rceil \leq \left\lfloor \frac{T}{L} \right\rfloor + 1. \quad (29)$$

We then consider two cases.

*Case I.*  $\left\lceil \frac{T}{L+1} \right\rceil \leq \left\lfloor \frac{T}{L} \right\rfloor$ . In this case, based on (27), we have

$$\begin{aligned} R_i^{\text{case-2}}(L+1, T) &< f_1(L+1, T) = 1 - (1 - p_i)^{\lceil \frac{T}{L+1} \rceil} \\ &\leq 1 - (1 - p_i)^{\lfloor \frac{T}{L} \rfloor} = f_2(L, T) \leq R_i^{\text{case-2}}(L, T). \end{aligned} \quad (30)$$

Thus, we have proved (28) and therefore  $R_i^{\text{case-2}}(L, T)$  in (8) strictly decreases as  $L$  increases in this case.

*Case II.*  $\left\lceil \frac{T}{L+1} \right\rceil = \left\lfloor \frac{T}{L} \right\rfloor + 1$ . In this case, both inequalities in (29) hold as equalities, i.e.,

$$\left\lceil \frac{T}{L+1} \right\rceil = \left\lceil \frac{T}{L} \right\rceil = \left\lfloor \frac{T}{L} \right\rfloor + 1. \quad (31)$$

The second equality in (31), i.e.,  $\lceil \frac{T}{L} \rceil = \lfloor \frac{T}{L} \rfloor + 1$ , implies that  $T \bmod L \neq 0$ . In addition, the whole equality in (31), i.e.,  $\left\lceil \frac{T}{L+1} \right\rceil = \left\lfloor \frac{T}{L} \right\rfloor + 1$ , implies that

$$\left\lfloor \frac{T}{L} \right\rfloor = \left\lceil \frac{T}{L+1} \right\rceil - 1 < \frac{T}{L+1} < \frac{T}{L} < \left\lceil \frac{T}{L} \right\rceil = \left\lfloor \frac{T}{L} \right\rfloor + 1, \quad (32)$$

i.e.,

$$\left\lfloor \frac{T}{L} \right\rfloor < \frac{T}{L+1} < \left\lceil \frac{T}{L} \right\rceil + 1. \quad (33)$$

Therefore, we must have

$$\left\lfloor \frac{T}{L+1} \right\rfloor = \left\lfloor \frac{T}{L} \right\rfloor, \left\lceil \frac{T}{L+1} \right\rceil = \left\lceil \frac{T}{L} \right\rceil. \quad (34)$$

<sup>4</sup>We denote  $\alpha(L, T) = \alpha = T \bmod L$  to describe explicitly the dependence of  $\alpha$  on  $L$  and  $T$ .

Since both  $\frac{T}{L}$  and  $\frac{T}{L+1}$  are not integers and have the same floor and ceiling, we have

$$\alpha(L+1, T) = T \bmod (L+1) = (T \bmod L) - 1 = \alpha(L, T) - 1, \quad (35)$$

and

$$f_2(L, T) = f_2(L+1, T) < f_1(L+1, T) = f_1(L, T). \quad (36)$$

Therefore, based on (35) and (36), we have

$$\begin{aligned} R_i^{\text{case-2}}(L, T) - R_i^{\text{case-2}}(L+1, T) &= \frac{\alpha(L, T)}{L} f_1(L, T) + \left(1 - \frac{\alpha(L, T)}{L}\right) f_2(L, T) - \\ &\frac{\alpha(L+1, T)}{L+1} f_1(L+1, T) - \left(1 - \frac{\alpha(L+1, T)}{L+1}\right) f_2(L+1, T) \\ &= \frac{\alpha(L, T)}{L} f_1(L, T) + \left(1 - \frac{\alpha(L, T)}{L}\right) f_2(L, T) \\ &\quad - \frac{\alpha(L, T) - 1}{L+1} f_1(L, T) - \left(1 - \frac{\alpha(L, T) - 1}{L+1}\right) f_2(L, T) \\ &= \frac{(L + \alpha(L, T))(f_1(L, T) - f_2(L, T))}{L(L+1)} > 0. \end{aligned} \quad (37)$$

Thus, we have proved (28) and therefore  $R_i^{\text{case-2}}(L, T)$  in (8) strictly decreases as  $L$  increases in this case.

Case I and Case II complete the proof.

### C. Proof of Proposition 1

To prove this proposition, we consider another related problem: what is the maximum number of pairs (i.e.,  $N$ ), denoted as  $N^{\max}(D, L)$ , under the requirement that we can assign each pair a unique sequence of period  $L$  which has at least one collision-free slot in a period for any network topology with density  $D$ ? It turns out that this problem is to find the maximum set size of  $D$ -cover-free families [38]. For the special case of  $D = 1$  where any sequence is not blocked by any other sequence, the problem can be answered according to Sperner's theorem [39, Theorem 1.2.1],

$$N^{\max}(1, L) = \binom{L}{\lceil \frac{L}{2} \rceil}.$$

Therefore, the minimal sequence period  $L$  to support a set of  $N$  sequences each of which has at least one collision-free slot is

$$L^{\min}(1, N) = \min \left\{ L \in \mathbb{Z}^+ : \binom{L}{\lceil \frac{L}{2} \rceil} \geq N \right\},$$

which completes the proof.

### D. Proof of Theorem 2

Let  $f(D) = \frac{1}{D+1} \left(1 - \frac{1}{D+1}\right)^D$ . Then we have

$$\underline{R}^{\text{ALOHA}^*}(D, N, T) = \frac{\sum_{i=1}^N \{1 - \prod_{j=1}^T [1 - f(D)p_i]\}}{N}.$$

We can observe that for any fixed  $N, T$  and  $\{p_i\}$ , if  $f(D)$  is strictly decreasing with respect to  $D$ , then  $\underline{R}^{\text{ALOHA}^*}(D, N, T)$  is also strictly decreasing with respect to  $D$ . Thus, we only

need to prove that  $f(D)$  is strictly decreasing with respect to  $D$ . Note that

$$\begin{aligned} \ln f(D) &= \ln \frac{1}{D+1} + D \ln \left(1 - \frac{1}{D+1}\right) \\ &= D \ln D - (D+1) \ln(D+1). \end{aligned} \quad (38)$$

Taking derivative with respect to  $D$  in both sides of (38), we obtain that

$$f'(D) = f(D) [\ln D - \ln(D+1)] < 0.$$

Thus  $\underline{R}^{\text{ALOHA}^*}$  is strictly decreasing with respect to  $D$ , which completes the proof.

### E. Proof of Proposition 3

The sequence period of TDMA is  $N$ . When  $D = N-1$  and  $N$  is a prime power, the smallest prime power  $q$  that satisfies (12) is  $q(D, N) = q(N-1, N) = N$ . Thus, the sequence period of the GF sequence scheme is  $q^2(N-1, N) = N^2$ .

We consider a *super TDMA sequence* of length  $N^2$ , which repeats a TDMA sequence (of length  $N$ )  $N$  times. Then a super TDMA sequence has  $N$  collision-free slots, which are distributed uniformly in the sense that any two adjacent collision-free slots are in the distance of  $N$  slots. However, a GF sequence has exactly  $q(N-1, N) = N$  ones and thus has at most  $N$  collision-free slots, which are not necessarily distributed uniformly. Our proof can be divided into two cases:  $T \leq N$  and  $T > N$ . In both of the two cases, we consider a super frame of  $N^2 T$  slots, which has in total  $N^2$  frames/packets, in total  $NT$  collision-free slots under TDMA scheme, and at most  $NT$  collision-free slots under the GF sequence scheme.

Case I:  $T \leq N$ . In this case, under the TDMA scheme, similar to the analysis in the proof of Case I in Theorem 1, all  $NT$  uniformly-distributed collision-free slots belong to different frames. The expected number of delivered packets before expiration in a super frame of  $N^2 T$  slots is  $NTp_i$ . On the other hand, under the GF sequence, there are at most  $NT$  collision-free slots in a super frame of  $N^2 T$  slots, but some collision-free slots could belong to the same frames. Suppose that the total number of frames that all collision-free slots occupy is  $K$  and the  $k$ -th such frame is occupied by  $n_k \in \mathbb{Z}^+$  collision-free slots. Thus, we have

$$n_1 + n_2 + \dots + n_K \leq NT,$$

and the expected number of delivered packets before expiration in the super frame is

$$[1 - (1 - p_i)^{n_1}] + [1 - (1 - p_i)^{n_2}] + \dots + [1 - (1 - p_i)^{n_K}].$$

It is easy to use induction to prove the following inequality

$$1 - (1 - p_i)^n \leq np_i, \quad \forall n \in \mathbb{Z}^+.$$

Thus, we have

$$\begin{aligned} &[1 - (1 - p_i)^{n_1}] + [1 - (1 - p_i)^{n_2}] + \dots + [1 - (1 - p_i)^{n_K}] \\ &\leq n_1 p_i + n_2 p_i + \dots + n_K p_i = p_i \sum_{k=1}^K n_k \leq NT p_i. \end{aligned}$$



Therefore, the expected number of delivered packets before expiration in a super frame under the GF sequence scheme is not greater than that under the TDMA scheme. Thus, TDMA achieves larger (or equal) average system timely throughput.

*Case II:  $T > N$ .* Define a vector  $\Phi = (\phi_1, \phi_2, \dots, \phi_{N^2})$  where  $\phi_k$  is the number of collision-free slots in the  $k$ -th frame of the super frame. We call  $\Phi$  the collision-free-slots distribution of a sequence scheme. We let  $\Phi^{\text{TDMA}} = (\phi_1^{\text{TDMA}}, \phi_2^{\text{TDMA}}, \dots, \phi_{N^2}^{\text{TDMA}})$  and  $\Phi^{\text{GF}} = (\phi_1^{\text{GF}}, \phi_2^{\text{GF}}, \dots, \phi_{N^2}^{\text{GF}})$  to respectively denote the collision-free-slots distributions of TDMA and the GF sequence scheme. Note that we have  $\sum_{i=1}^{N^2} \phi_i^{\text{TDMA}} = NT$ , and  $\sum_{i=1}^{N^2} \phi_i^{\text{GF}} \leq NT$ .

We define a function  $h(\Phi) = \sum_{k=1}^{N^2} [1 - (1 - p_i)^{\phi_k}]$ , which is the expected number of delivered packets before expiration in the super frame. Note that  $h(\Phi)$  increases as  $\phi_k$  increases. Thus, for any vector  $\Phi^{\text{GF}}$  with  $\sum_{i=1}^{N^2} \phi_i^{\text{GF}} \leq NT$ , we can always find another vector  $\tilde{\Phi} = (\phi_1, \phi_2, \dots, \phi_{N^2})$  with  $\phi_i^{\text{GF}} \leq \tilde{\phi}_i \leq T (\forall i = 1, 2, \dots, N^2)$  and  $\sum_{i=1}^{N^2} \tilde{\phi}_i = NT$  such that  $h(\Phi^{\text{GF}}) \leq h(\tilde{\Phi})$ . Thus, it suffices to prove  $h(\Phi^{\text{TDMA}}) \geq h(\Phi^{\text{GF}})$  when  $\sum_{i=1}^{N^2} \phi_i^{\text{GF}} = NT$ . We will prove it next.

For vector  $\Phi$ , we further sort it in ascending order and get another vector  $\Phi_{\text{sorted}} = (\phi_{(1)}, \phi_{(2)}, \dots, \phi_{(N^2)})$  where  $\phi_{(k)}$  is the  $k$ -th smallest element in vector  $\Phi$ . We call  $\Phi_{\text{sorted}}$  the sorted collision-free-slots distribution of a sequence scheme. Clearly  $h(\Phi) = h(\Phi_{\text{sorted}})$ .

In this case of  $T > N$ , under the uniformly-distributed TDMA sequence, similar to the analysis in the proof of Case II in Theorem 1, each of the  $N^2$  frame in this super frame is either a *Type-1 frame* where there are  $\lceil T/N \rceil$  collision-free slots or a *Type-2 frame* where there are  $\lfloor T/N \rfloor$  collision-free slots.<sup>5</sup> In addition, there are  $\alpha = N(T \bmod N)$  Type-1 frames and  $\beta = N^2 - \alpha$  Type-2 frames in this super frame. Then the sorted collision-free-slots distribution of TDMA is

$$\Phi_{\text{sorted}}^{\text{TDMA}} = \left( \underbrace{\lfloor T/N \rfloor, \dots, \lfloor T/N \rfloor}_{\beta \text{ times}}, \underbrace{\lceil T/N \rceil, \dots, \lceil T/N \rceil}_{\alpha \text{ times}} \right). \quad (39)$$

The sorted collision-free-slots distribution of the GF sequence scheme is  $\Phi_{\text{sorted}}^{\text{GF}} = (\phi_{(1)}^{\text{GF}}, \phi_{(2)}^{\text{GF}}, \dots, \phi_{(N^2)}^{\text{GF}})$  with  $\sum_{i=1}^{N^2} \phi_i^{\text{GF}} = NT$ . Next we only need to show that

$$h(\Phi^{\text{TDMA}}) = h(\Phi_{\text{sorted}}^{\text{TDMA}}) \geq h(\Phi^{\text{GF}}) = h(\Phi_{\text{sorted}}^{\text{GF}}). \quad (40)$$

Toward that end, we need to use the following inequality,

$$\begin{aligned} & [1 - (1 - p_i)^{n_1}] + [1 - (1 - p_i)^{n_2}] \\ & \leq [1 - (1 - p_i)^{n_1+1}] + [1 - (1 - p_i)^{n_2-1}], \end{aligned} \quad (41)$$

for any nonnegative integers  $n_1$  and  $n_2$  satisfying  $n_2 - n_1 > 1$ . The proof of (41) is straightforward and omitted here.

Now for  $\Phi_{\text{sorted}}^{\text{GF}} = (\phi_{(1)}^{\text{GF}}, \phi_{(2)}^{\text{GF}}, \dots, \phi_{(N^2)}^{\text{GF}})$ , we do the following transformation. If  $\phi_{(N^2)}^{\text{GF}} - \phi_{(1)}^{\text{GF}} > 1$ , i.e., the largest gap of  $\Phi_{\text{sorted}}^{\text{GF}}$  is larger than 1, we then increase  $\phi_{(1)}^{\text{GF}}$  by 1 and decrease  $\phi_{(N^2)}^{\text{GF}}$  by 1 and sort the obtained vector

again in ascending order to get another new sorted vector  $\tilde{\Phi}_{\text{sorted}}^{\text{GF}} = (\tilde{\phi}_{(1)}^{\text{GF}}, \tilde{\phi}_{(2)}^{\text{GF}}, \dots, \tilde{\phi}_{(N^2)}^{\text{GF}})$ . Clearly, we have

$$\tilde{\phi}_{(1)}^{\text{GF}} + \tilde{\phi}_{(2)}^{\text{GF}} + \dots + \tilde{\phi}_{(N^2)}^{\text{GF}} = NT.$$

Based on (41), we further have

$$h(\Phi_{\text{sorted}}^{\text{GF}}) \leq h(\tilde{\Phi}_{\text{sorted}}^{\text{GF}}). \quad (42)$$

Note that the largest gap of  $\tilde{\Phi}_{\text{sorted}}^{\text{GF}}$  could be equal to or smaller than the largest gap of  $\Phi_{\text{sorted}}^{\text{GF}}$ . We can keep doing such transformation until the largest gap of the obtained vector is not greater than 1. The final obtained vector is denoted by  $\bar{\Phi}_{\text{sorted}}^{\text{GF}} = (\bar{\phi}_{(1)}^{\text{GF}}, \bar{\phi}_{(2)}^{\text{GF}}, \dots, \bar{\phi}_{(N^2)}^{\text{GF}})$ , which satisfies

$$\bar{\phi}_{(1)}^{\text{GF}} + \bar{\phi}_{(2)}^{\text{GF}} + \dots + \bar{\phi}_{(N^2)}^{\text{GF}} = NT, \quad (43)$$

and

$$\bar{\phi}_{(N^2)}^{\text{GF}} - \bar{\phi}_{(1)}^{\text{GF}} \leq 1. \quad (44)$$

In addition, (42) yields to

$$h(\Phi_{\text{sorted}}^{\text{GF}}) \leq h(\bar{\Phi}_{\text{sorted}}^{\text{GF}}). \quad (45)$$

To prove (40), we next show that  $\bar{\Phi}_{\text{sorted}}^{\text{GF}} = \Phi_{\text{sorted}}^{\text{TDMA}}$ . Note that (43) indicates  $N^2 \bar{\phi}_{(N^2)}^{\text{GF}} \geq NT \geq N^2 \bar{\phi}_{(1)}^{\text{GF}}$ , i.e.,  $\bar{\phi}_{(1)}^{\text{GF}} \leq \frac{T}{N}$ ,  $\bar{\phi}_{(N^2)}^{\text{GF}} \geq \frac{T}{N}$ . Then according to (44), we must have

$$\bar{\phi}_{(1)}^{\text{GF}} = \left\lfloor \frac{T}{N} \right\rfloor, \quad \bar{\phi}_{(N^2)}^{\text{GF}} = \left\lceil \frac{T}{N} \right\rceil.$$

Thus, any entry in  $\bar{\Phi}_{\text{sorted}}^{\text{GF}}$  is either  $\lfloor \frac{T}{N} \rfloor$  or  $\lceil \frac{T}{N} \rceil$ . Suppose that the number of  $\lfloor \frac{T}{N} \rfloor$  is  $x$ . From (43), we have

$$x \left\lfloor \frac{T}{N} \right\rfloor + (N^2 - x) \left\lceil \frac{T}{N} \right\rceil = NT,$$

yielding to  $x = N(T \bmod N) = \alpha$ . Therefore, in vector  $\bar{\Phi}_{\text{sorted}}^{\text{GF}}$ , the number of  $\lfloor \frac{T}{N} \rfloor$  is  $N^2 - x = N^2 - \alpha = \beta$  and the number of  $\lceil \frac{T}{N} \rceil$  is  $x = \alpha$ . Therefore, according to (39), we have  $\bar{\Phi}_{\text{sorted}}^{\text{GF}} = \Phi_{\text{sorted}}^{\text{TDMA}}$ . Therefore, (45) indicates

$$h(\Phi_{\text{sorted}}^{\text{GF}}) \leq h(\bar{\Phi}_{\text{sorted}}^{\text{GF}}) = h(\Phi_{\text{sorted}}^{\text{TDMA}}),$$

which proves (40).

The proof is thus completed.

### F. Proof of Theorem 3

We prove this result by enumeration. For different  $N$ , we list  $q(1, N)$  and compare  $q^2(1, N)$  with  $N$  in Table III. As we can see, when  $1 \leq N \leq 8$ , we have  $q^2(1, N) > N$ , i.e., the period of GF sequence is larger than the period of TDMA sequence. When  $N = 9$ , we have  $q^2(1, N) = N$ , i.e., the period of GF sequence is equal to the period of TDMA sequence. When  $N \geq 10$ , we consider the following different ranges.

- When  $10 \leq N \leq 27$ , we obtain that  $q(1, N) = 3$  where the corresponding  $k = 2$  in (12). Thus, we have  $q^2(1, N) = 9 < 10 \leq N$ .
- When  $28 \leq N \leq 64$ , we obtain that  $q(1, N) = 4$  where the corresponding  $k = 2$  in (12). Thus, we have  $q^2(1, N) = 16 < 28 \leq N$ .
- When  $N > 64$ , we have  $\lceil N^{\frac{1}{3}} \rceil \geq 4$  and  $N^{\frac{1}{2}} > 2N^{\frac{1}{3}}$ . Thus according to Bertrand's postulate, there exists at

<sup>5</sup> It is straightforward to prove case II when  $T \bmod N = 0$ . Thus, in the rest of this case, we assume that  $T \bmod N \neq 0$ .

TABLE III  
 $q(1, N)$  WITH DIFFERENT  $N$ .

$N$	1	2	3	4	5	6	7	8	9	10	20	30	40	50	60	70	80	90	100
$q(1, N)$	2	2	2	2	3	3	3	3	3	3	3	4	4	4	4	4	4	4	4
$q^2(1, N)$	4	4	4	4	9	9	9	9	9	9	9	16	16	16	16	16	16	16	16
$q^2(1, N) < N?$	No	No	No	No	No	No	No	No	No	Yes	Yes	Yes	Yes	Yes	Yes	Yes	Yes	Yes	Yes

least one prime number  $q$  (which is of course a prime power) such that

$$\lceil N^{\frac{1}{3}} \rceil < q < 2\lceil N^{\frac{1}{3}} \rceil - 2.$$

In addition, we have

$$2\lceil N^{\frac{1}{3}} \rceil - 2 < 2N^{\frac{1}{3}} < N^{\frac{1}{2}}.$$

Thus, we can find a prime  $q$  such that

$$N^{\frac{1}{3}} \leq \lceil N^{\frac{1}{3}} \rceil < q < N^{\frac{1}{2}}, \quad (46)$$

implying that

$$q^3 \geq N, \quad q^2 < N.$$

Thus when we set  $k = 2$  in (12), this prime number  $q$  satisfies (12) with  $D = 1$ . Since  $q(1, N)$  is the minimal  $q$  satisfying (12) with  $D = 1$ , we have

$$q(1, N) \leq q < \sqrt{N}. \quad (47)$$

Thus when  $N \geq 64$ , we have  $q^2(1, N) < N$ .

Thus, when  $N \geq 10$ , we have  $q^2(1, N) < N$ , i.e., the sequence period of the GF sequence scheme is shorter than that of TDMA. According to Lemma 1, the average system timely throughput of TDMA is smaller than or equal to the lower bound of the average system timely throughput of the GF sequence scheme, and of course smaller than the actual average system timely throughput of the GF sequence scheme when  $N \geq 10$ .

The proof is thus completed.