

Explainable robotic systems: Understanding goal-driven actions in a reinforcement learning scenario

Francisco Cruz^{1,3}

Richard Dazeley¹

Peter Vamplew²

¹ School of Information Technology, Deakin University, Geelong, Australia.

² School of Science, Engineering and Information Technology, Federation University, Ballarat, Australia.

³ Escuela de Ingeniería, Universidad Central de Chile, Santiago, Chile.

Corresponding e-mails: francisco.cruz@deakin.edu.au, richard.dazeley@deakin.edu.au, p.vamplew@federation.edu.au

Abstract

Robotic systems are more present in our society everyday. In human-robot environments, it is crucial that end-users may correctly understand their robotic team-partners, in order to collaboratively complete a task. To increase action understanding, users demand more explainability about the decisions by the robot in particular situations. Recently, explainable robotic systems have emerged as an alternative focused not only on completing a task satisfactorily, but also in justifying, in a human-like manner, the reasons that lead to making a decision. In reinforcement learning scenarios, a great effort has been focused on providing explanations using data-driven approaches, particularly from the visual input modality in deep learning-based systems. In this work, we focus on the decision-making process of a reinforcement learning agent performing a simple navigation task in a robotic scenario. As a way to explain the goal-driven robot's actions, we use the probability of success computed by three different proposed approaches: memory-based, learning-based, and introspection-based. The difference between these approaches is the amount of memory required to compute or estimate the probability of success as well as the kind of reinforcement learning representation where they could be used. In this regard, we use the memory-based approach as a baseline since it is obtained directly from the agent's ob-

servations. When comparing the learning-based and the introspection-based approaches to this baseline, both are found to be suitable alternatives to compute the probability of success, obtaining high levels of similarity when compared using both the Pearson's correlation and the mean squared error.

Keywords: Explainable robotic systems, Explainable reinforcement learning, Trustable human-robot interaction, Human-aligned artificial intelligence.

1 Introduction

Explainable robotic systems have become an interesting field of research since they give robots the ability to explain their behavior to the human counterpart [3, 51]. One of the main benefits of explainability is to increase the trust in Human-Robot Interaction (HRI) scenarios [59, 60].

To get robots into our daily-life environments, an explainable robotic system should provide clear explanations specially focused on non-expert end-users in order to understand the robot's decisions [45]. Often, such explanations, given by robotic systems, have been focused on interpreting the agent's decision based on its perception of the environment [42, 31]. Whereas, little work has provided explanations of how the action selected is expected to help it to achieve its goal [47]. For instance, the use of the

visual sensory modality attempts to understand how a deep neural network makes decisions considering a visual state representation. In general, prior work has been focused on state-based explanations [24, 32, 25], i.e., given explanations take the form of: *I chose action A because of this feature F of the state*. Nevertheless, explanations from a goal-oriented perspective have so far been less addressed and, therefore, there exists a gap between explaining the robot’s behavior from state features and the help to achieve its aims [4].

In this work, we propose a robotic scenario where the robot has to learn a task using reinforcement learning (RL) [54]. The aim of RL is to provide an autonomous agent with the ability to learn a new skill by interacting with the environment. While RL has been shown to be an effective learning approach in diverse areas such as human cognition [19, 40], developmental robotics [11, 10, 8], and games [27, 58, 5], among others, an open issue is the lack of a mechanism that allows the agent to clearly communicate the reasons why it chooses certain actions given particular goals [47]. Therefore, it is not easy for a person to entrust important tasks to an AI-based system (e.g. robots) that cannot justify its reasoning [1]. In this regard, our goal-driven approach is concerned with the outcomes of each decision, e.g., an explanation may take the form of: *‘action A_1 gives an 85% chance of success the task compared to 38% for action A_2 ’*.

When interacting with the environment, an RL agent will learn a policy to decide which action to take from a certain state. In value-based RL methods the policy uses Q-values to determine the course of actions to follow. However, the Q-values are not necessarily meaningful in the problem domain, but rather in the reward function domain [26]. Hence, they do not allow the robot to explain its behavior in a simple manner to a person with no knowledge about RL or machine learning techniques. It is clearly not acceptable for the agent to provide explanations to non-expert end-users such as: *‘I choose action A_1 because it maximizes future collected reward’* or *‘I choose action A_2 because it is the next one following the optimal policy’* [15].

In this paper, we propose three different ap-

proaches that allow a learning agent to explain, using a user-friendly concept, the decision of selecting an action over the other possible ones. In these approaches, explanations are given using the probability of success, i.e., the probability of accomplishing the task following particular criteria related to the scenario. Thus, an RL agent is able to explain its behavior not only in terms of Q-values or the probability of selecting an action, but rather in terms of the necessity to complete the intended task. For instance, using a Q-value, an agent might provide an explanation as: *‘I decided to go left because the Q-value associated with the action left in the current state is -0.181 ’*, which could be the highest Q-value in the reward function domain but is pointless for a non-expert user. Whereas using the probability of success, an agent might give an explanation as: *‘I chose to go left because that has a 73.6% probability of reaching the goal successfully’*, which is much more understandable for a non-expert end-user.

The proposed methods differ in their approach to determining the probability of success. Each approach trades off accuracy against space complexity (understood as the memory required for each method) or applicable problem domain. This paper illustrates empirically the benefits and shortcomings of each approach. We have tested our approaches in a simulated robotic scenario. The scenario consists of a robot navigation task where we have used both deterministic and stochastic state transitions.

The first method uses a memory-based explainable RL approach, which we have previously introduced [12] to compute the probability of success in both bounded and unbounded grid-world scenarios. This approach uses a high space complexity, but provides an accurate probability of success. The memory-based approach is used as a baseline to verify the accuracy of the other two estimation methods developed in this paper. The new approaches in this paper include a learning-based and a introspection-based method. We hypothesize they significantly reduce the space complexity while obtaining similar results. This reduction in space complexity would also allow these methods to be better suited for domains requiring a continuous state representation. The learning-based method allows the agent to learn the

probability of success while the Q-values are learned. The introspection-based method uses a logarithmic transformation to compute the probability of success directly from the Q-values.

The paper is organized in the following sections. Section 2 presents related works divided in three subsections: a reinforcement learning subsection introduces the basics of the RL approach which is relevant since our proposed methods operate at this basic level of RL; explainable reinforcement learning section discusses previous works developed as a part of the explainable artificial intelligence (XAI) framework; and, explainable robotic systems presents previous work in the direction of explainability to enhance understanding in HRI scenarios. Section 3 introduces the goal-driven approaches for explaining robot behavior using the probability of success. Three approaches are presented in this section: memory-based approach, learning-based approach, and introspection-based approach. Section 4 presents the experimental set-up which consists of a simulated robotic scenario for a navigation task using both deterministic and stochastic transitions. Section 5 illustrates, through the analysis of experimental results, that both new approaches are highly accurate and memory-efficient when compared to the memory-based approach. Finally, section 6 concludes over the obtained results where more in-depth discussion is tackled taking also into account limitations and future directions.

2 Explainable reinforcement learning in robotics

2.1 Reinforcement learning

RL bases its initial ideas on Aristotle’s law of continuity [62], which states that things that occur close to others in time or space are immediately associated. Moreover, RL also takes motivation from classic conditioning or stimulus-response learning [41], and the instrumental conditioning or stimulus-behavior learning [56].

Nowadays, RL is studied as a decision-making mechanism in both cognitive and artificial agents [7].

Unlike other learning techniques, RL does not include supervision nor instruction but rather the agent is able to sense changes in the environment due to carried out actions. Hence, new states and numeric rewards are observed by the agent every time-step after performing an action. In other words, an agent must learn from its own experience [28]. The usual interactive loop between an RL agent and its environment is depicted on the right-hand side of Fig. 1, in the interaction between the agent and the environment, where it is possible to observe that the robot performs an action a_t from the state s_t to reach a new state s_{t+1} and a reward signal r_{t+1} as a response from the environment.

An RL agent must learn a policy $\pi : S \rightarrow A$, with S being a set of states and A a set of actions available from S . By learning a policy π , the agent looks for the highest possible cumulative future reward starting from a state s_t [54]. The optimal policy and the optimal action-value function are referred to as π^* and q^* respectively.

$$q^*(s, a) = \max_{\pi} q^{\pi}(s, a). \quad (1)$$

The optimal action-value function is defined as shown in Eq. (1) and solved using the Bellman optimality equation for q^* , as shown in Eq. (2).

$$q^*(s_t, a_t) = \sum_{s_{t+1}} p(s_{t+1}|s_t, a_t) [r(s_t, a_t, s_{t+1}) + \gamma \max_{a_{t+1}} q^*(s_{t+1}, a_{t+1})] \quad (2)$$

where s_t represents the agent’s current state, a_t the performed action, r is the reward signal received by the agent after performing a_t from s_t to reach the state s_{t+1} , and a_{t+1} is a possible action from s_{t+1} . Moreover, p is the probability of reaching s_{t+1} given the agent’s current state s_t and the taken action a_t .

To solve Eq. 2, an alternative is to use the on-policy method SARSA [46]. SARSA is a temporal-difference learning method which iteratively updates the state-action values $Q(s, a)$ using the Eq. (3) as follows:

$$Q(s_t, a_t) \leftarrow Q(s_t, a_t) + \alpha [r_{t+1} + \gamma Q(s_{t+1}, a_{t+1}) - Q(s_t, a_t)] \quad (3)$$

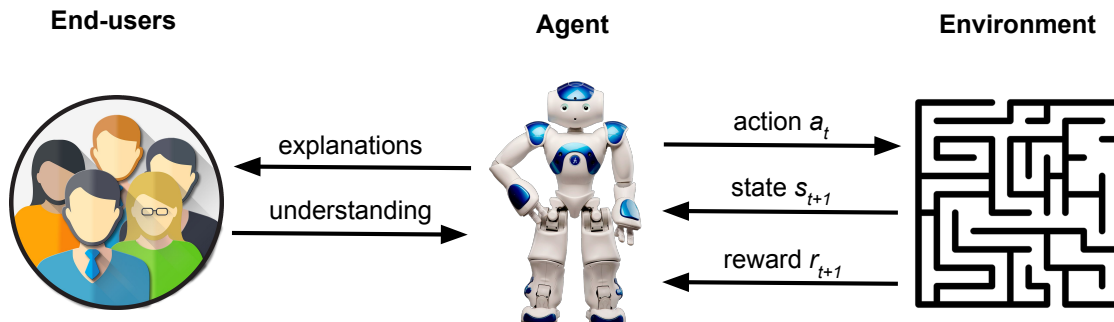


Figure 1: The explainable reinforcement learning framework. An RL agent performs the action a_t in the environment from the state s_t . The environment’s response is a new state s_{t+1} and sometimes a reward r_{t+1} . During and after the learning process, the agent is able to explain its behavior to the end-users, which lead to an increased level of action understanding. For instance, a non-expert end-user might ask the robot: why did you turn to the right in the last movement? The robot can answer this question using the probability of success to explain such a movement in a more understandable manner, e.g., I turned to the right because there is 85% likelihood of success following that path.

2.2 Explainable reinforcement learning

Machine learning techniques are getting more attention everyday in different areas of our daily life. Applications in fields such as robotics, autonomous driving cars, assistive companions, video games, among others are constantly shown in the media [21]. There are different alternatives to model intelligent agents, e.g., by using phenomenological (white-box) models, empirical (black-box) models, or hybrid (grey-box) models [9, 38]. Explainable artificial intelligence (XAI) has emerged as a prominent research area that aims to provide black-box AI-based systems the ability to give human-like and user-friendly explanations to non-expert end-users [37, 14]. XAI research is motivated by the need to provide transparent decision-making that people can trust and accept [18].

Up to now, there has been considerable effort to provide agents with instruments to explain their actions to end-users. Nevertheless, in explainable reinforcement learning (XRL), most works have addressed explainability using technical explanations [43]. For instance, [57] presented the programmatically interpretable reinforcement learning framework which works only with symbolic inputs considering

deterministic policies, but not covering stochastic policies that are commonly pre-sent in real-world scenarios. Another approach [52] included hierarchical and interpretable skill acquisition. In this approach, the tasks are decomposed in a hierarchical plan with understandable actions. Moreover, [23] introduced a hybrid approach for interpretable policies mixing RL with genetic programming. The approach explains the policies using equations instead of more human-friendly explanations. In [26] the drQ method was presented, an XRL approach based on reward decomposition [17]. Using a variant of Q-learning, the method decomposed the action-values to better understand the agent’s action selection. However, the proposed approach focused on RL practitioners and does not look for end-user explanations.

Additionally, in [42] saliency maps are used to explain the agent’s decisions. In this work, a game scenario is used to provide visual explanations with deep RL. In [61] an explainable recommendation system is presented within an RL scheme. Inspired by cognitive science, [35] introduced a game scenario providing causal explanations determined by causal models. However, the particular causal model has to be known in advance for the specific domain. Recently,

[36] presented a distal explanation model analyzing opportunity chains and counterfactuals by using decision trees and causal models. As in the previous case, the main drawback is the need for a previously known causal model which is not possible in large-domain problems. In [13] a conceptual framework for XRL is introduced based on the causal explanation network model representing explanations of people’s behavior [6]. The proposed casual XRL framework includes a simplified version using the more relevant components for zero-order explanations [14]. While surveying the main XRL approaches, this work also brings insights about the future development of the XRL field, such as the explanation of goals.

Another closely related field is explainable planning, whose primary goal is to help end-users to better understand the plan produced by a planner [18]. In [53], Sukkerd et al. propose a multi-objective probabilistic planner for a simple robot navigation task. They provide verbal explanations of quality-attribute objectives and properties, however, these rely on assumptions about the preference structure on quality attributes.

2.3 Explainable robotic systems

As robots are giving their first steps into domestic scenarios, they are more likely to work with humans in teams. Therefore, if a robot has the ability to explain its behavior to non-expert users, this may lead to an increase in the human’s understanding of the robot’s actions [2] as shown within Fig. 1. In this regard, some works have demonstrated explanations to be an effective way of increasing understanding and trust in HRI scenarios. For instance, Want et al. [60] proposed a domain-independent approach to generate explanations and measure their impact in trust with behavioral data from a simulated human-robot team task. Their experiments showed that using explanations improved transparency, trust and team performance. Lomas et al. [34] developed a prototype system to answer people’s questions about robot actions. They assumed the robot uses a cost map-based planner for low-level actions and a finite state machine high-level planner to respond to specific questions. Yang et al. [63] presented a simulated

dual-task environment, where they treated the trust as an evolving variable, in terms of the user experience.

Furthermore, Sander et al. [48] proposed to use different modalities to evaluate the effect on transparency in an HRI scenario. They also varied the level of information provided by the robot to the human and measured the understanding responses. In their study, participants reported higher understanding levels when the level of information was constant, however, no significant differences were found when using a different communication modality. Haspiel et al. [22] carried out a study about the importance of timing when giving explanations. They used four different automated vehicle driving conditions, namely, no explanation, explanation seven seconds before an action, one second before an action, and seven seconds after an action. They found that earlier explanations lead to higher understanding by end-users.

In HRI environments, explainable agency [29, 3] has been used to refer to robots explaining the reasons or motivations of the underlying decision-making process. For instance, in [55] an HRI environment was presented where users informed that the robot was more intelligent, helpful, and useful when giving explanations about its behavior. In [50] an explainability framework was presented using a three-level analysis from the agent’s transition history. Furthermore, an extension included a study of the agent’s capabilities and limitations [49]. Finally, [30] proposed an episodic memory to save state transitions during the learning process, however, the approach was not implemented.

3 Goal-driven explanations

As discussed previously, the actions taken by a robot may be explained using technical terms, for instance, comparing Q-values or algorithmically speaking. However, this is not possible to do it successfully if the explanation is addressed to people with no technical knowledge about algorithms or machine learning [26]. In this regard, this work looks for explanations that can be understood by any person interacting with a robot, using terminology similar to

human interaction.

On several occasions, intelligent agents and robots deployed in domestic-like environments have to interact with non-expert end-users. An important current research challenge is to improve the ability a robot has to communicate explanations about intentions and performed actions to interacting users [21], especially in case of failure [16].

As aforementioned, although there is increasing literature in different XAI subfields, such as explainable planners, interpretable RL, or explainable agency, just a few works are addressing the XRL challenge in robotic scenarios. In some of those works, although they are in a certain way focused on XRL, they have different aims than ours, e.g., to explain the learning process using saliency maps from a computational vision perspective, especially when using deep reinforcement learning as in [42, 20]. In this paper, we focus on explaining goal-oriented decisions to provide an understanding to the user of what motivates the robot’s specific actions from different states, taking into account the problem domain.

In HRI scenarios, there are many questions which could arise from a non-expert user when interacting with a robot. Such questions include *what*, *why*, *why not*, *what if*, *how to* [33]. Some examples are:

- What: What are you doing?
- Why: Why did you step forward in the last movement?
- Why not: Why did you not turn to the right in this situation?
- What if: What if you would have turned to the left in the last movement?
- How to: How to return to the initial position?

However, from a non-expert end-user perspective, we can consider the most relevant questions as to ‘why?’ and ‘why not?’ [35], e.g., ‘why did the agent perform action a from state s ?’ Hence, we focus this approach on answering these kinds of questions using an understandable domain language. Thus, our approach explains how the agent’s selected action is the preferred choice based on its likelihood of achieving

its goal. This is achieved by determining the probability of success. Once the probability of reaching the final state is determined the agent will be able to provide the end-user an understandable explanation of why one action is preferred over others when in a particular state.

In the following subsections, we present different approaches aiming to explain why an agent selects an action in a specific situation given an specific goal. As discussed, we focus our analysis on the probability of success as a way to support the agent’s decision as this will be more intuitive for a non-expert user than an explanation based directly on the Q-values. We introduce three different approaches to estimate the probability of success. The memory-based approach develops a transition network of the domain during learning and has been previously presented by us applied to a grid-world scenario [12]; whereas the learning-based approach uses a so-called \mathbb{P} -value learned in parallel with the Q-value. The introspection-based approach proposes a model of self-examination to relate the agent’s own motivations and actions directly to the probability of success using a numerical transformation of the Q-values. Therefore, in this work, we extend our previous approach adding two additional alternatives to compute the probability of success with the aim to use fewer memory resources and to be usable in non-deterministic, continuous, and deep RL domains.

3.1 Memory-based approach

In [12] we proposed a memory-based explainable reinforcement learning approach to compute the probability of success P_s using an RL agent with an episodic memory as suggested in [30]. The episodic memory was implemented using a list (T_{List}) to save all the state-action pairs transited by the agent through the learning process.

Using the total number of transitions T_t and the number of transitions in a success sequence T_s , we compute the probability of success P_s . In order to obtain T_t and T_s , the transitions saved in the episodic memory are used, represented as state-action pairs within the list T_{List} . Therefore, when the robot reaches the goal position, the path followed deter-

Algorithm 1 Explainable reinforcement learning approach to compute the probability of success using the memory-based approach.

```

1: Initialize  $Q(s, a)$ ,  $T_t$ ,  $T_s$ ,  $P_s$ 
2: for each episode do
3:   Initialize  $T_{List}[]$ ,  $s_t$ 
4:   Choose an action  $a_t$  from  $s_t$ 
5:   repeat
6:     Take action  $a_t$ 
7:     Save state-action transition  $T_{List}.add(s_t, a_t)$ 
8:      $T_t[s_t][a_t] \leftarrow T_t[s_t][a_t] + 1$ 
9:     Observe reward  $r_{t+1}$  and next state  $s_{t+1}$ 
10:    Choose next action  $a_{t+1}$  using softmax action selection method
11:     $Q(s_t, a_t) \leftarrow Q(s_t, a_t) + \alpha[r_{t+1} + \gamma Q(s_{t+1}, a_{t+1}) - Q(s_t, a_t)]$ 
12:     $s_t \leftarrow s_{t+1}$ ;  $a_t \leftarrow a_{t+1}$ 
13:    until  $s_t$  is terminal (goal or aversive state)
14:    if  $s_t$  is goal state then
15:      for each  $s, a \in T_{List}$  do
16:         $T_s[s][a] \leftarrow T_s[s][a] + 1$ 
17:      end for
18:    end if
19:    Compute  $P_s \leftarrow T_s/T_t$ 
20: end for

```

mines the probability $P_s \leftarrow T_s/T_t$.

The proposed algorithm implements the on-policy method SARSA [46] with softmax action selection. Algorithm 1 shows the memory-based approach to train the robot using the episodic memory. Particularly, line 7 saves into the episodic memory the transitioned state-action pairs, and in line 19 the final probabilities of success P_s is computed after each learning episode.

We have previously shown that an agent using this memory-based approach is able to explain its behavior using the probability of success in an understandable manner for non-expert end-users at any moment during its operation [12]. However, in this approach, the use of memory increases rapidly and the use of resources is $\sim O(s \times a \times l \times n)$, where s is the number of states, a is the number of actions per state, l the average length of the episodes, and n the number

of episodes. Therefore, this approach is not suitable to high/continuous state or action situations, such as real-world robotics scenarios.

3.2 Learning-based approach

Although to compute the probability of success by means of the episodic memory is possible and has previously lead to good results, one of the main problems is the increasing amount of memory needed as the problem dimensionality enlarges. In this regard, an alternative to explain the behavior in terms of the probability of success is by learning it through the agent's learning process.

To learn the probability of success, we propose to maintain an additional set of state-action values. Therefore, learning in parallel the probability of success using a state-action transition table is also an alternative to explain the behavior to non-expert users. We refer to this table as a \mathbb{P} -table and as \mathbb{P} -value to an individual value inside the table. While using the memory-based approach the episodic memory could increase unrestricted, when using a \mathbb{P} -table, as proposed in this learning-based approach, the additional memory needed is fixed to the size of the \mathbb{P} -table, i.e., $\sim O(s \times a)$. This represents a doubling of the memory requirements of RL which implies a constant increase to the base algorithm and is therefore negligible.

Similarly to Q-values, to learn the \mathbb{P} -values implies to update the estimations after each performed action. In our approach, we employ the same learning rate α for both values, however, the main change with respect to the implemented temporal-difference algorithm is that we do not use a reduced discount factor γ , or in other words, we set it to $\gamma = 1$ to consider the total sum of future rewards. From the discount reward perspective, to use $\gamma = 1$ does not represent an issue to solve the underlying optimization problem since the Q-values are used for learning purposes, which indeed use a discount factor γ to guarantee the convergence.

As using the discount factor $\gamma = 1$, the agent associates each action based on the total sum of all future rewards, nevertheless, we want to learn a \mathbb{P} -value as a probability of success $\in [0, 1]$. Therefore, we do not use the reward r_{t+1} to update the \mathbb{P} -table, in-

stead, we use a success flag φ_{t+1} which consists of a value equal to 0 to indicate that the task is being failed, or a value equal to 1 to indicate that the task has been completed. In such a way, the agent learns the probability of success considering the sum of the probabilities to finalize the task in the future.

The update of the \mathbb{P} -values is performed according to Eq. (4) as follows:

$$\mathbb{P}(s_t, a_t) \leftarrow \mathbb{P}(s_t, a_t) + \alpha[\varphi_{t+1} + \mathbb{P}(s_{t+1}, a_{t+1}) - \mathbb{P}(s_t, a_t)] \quad (4)$$

where a_t is the taken action at the state s_t . $\mathbb{P}(s_t, a_t)$ and $\mathbb{P}(s_{t+1}, a_{t+1})$ are the probability of success values considering the state and the action at timestep t and $t + 1$ respectively. Moreover, α is the learning rate and φ_{t+1} is the success flag used to indicate if the task has been completed or not. Note that γ is not present in Eq. (4) since its value is set to 1.

Algorithm 2 shows the learning-based approach. Particularly, in line 10 the \mathbb{P} -table is updated. While the \mathbb{P} -table and Q -table share a similar structure and learning mechanism, their roles are quite different with the Q -values driving the agent’s policy while the \mathbb{P} -values are used for explanatory purposes. Separating the role of these values allows the use of φ_t and r_t terms best suited to each purpose. Therefore, φ_t might be sparse with non-zero values only when the task is successfully completed, whereas r_t might be free to take on any form, including incorporation of reward shaping terms [39] which might be difficult to interpret for a non-expert.

The learning method described in Eq. (4) suits only for discrete representations. However, the same learning-based approach can be extended to continuous and larger discrete scenarios by using a function approximators, such as neural networks. As usual, we would need a neural approximator to learn the Q -values and an additional neural network to learn the \mathbb{P} -values in parallel.

3.3 Introspection-based approach

Even though the learning-based approach previously presented represents an improvement when compared to the memory-based approach, in terms of using

Algorithm 2 Explainable reinforcement learning approach to compute the probability of success using the learning-based approach.

```

1: Initialize  $Q(s, a), \mathbb{P}(s_t, a_t)$ 
2: for each episode do
3:   Initialize  $s_t$ 
4:   Choose an action  $a_t$  from  $s_t$ 
5:   repeat
6:     Take action  $a_t$ 
7:     Observe reward  $r_{t+1}$  and next state  $s_{t+1}$ 
8:     Choose next action  $a_{t+1}$  using softmax ac-
tion selection method
9:      $Q(s_t, a_t) \leftarrow Q(s_t, a_t) + \alpha[r_{t+1} + \gamma Q(s_{t+1}, a_{t+1}) - Q(s_t, a_t)]$ 
10:     $\mathbb{P}(s_t, a_t) \leftarrow \mathbb{P}(s_t, a_t) + \alpha[\varphi_{t+1} + \mathbb{P}(s_{t+1}, a_{t+1}) - \mathbb{P}(s_t, a_t)]$ 
11:     $s_t \leftarrow s_{t+1}; a_t \leftarrow a_{t+1}$ 
12:   until  $s_t$  is terminal (goal or aversive state)
13: end for
```

fewer memory resources, it still requires some additional memory to keep the \mathbb{P} -values updated. Moreover, during the learning process, time is also needed for computations and for learning episodes in order to obtain a better estimation.

Therefore, we also look for an approach that allows us to estimate the probability of success \hat{P}_s directly from the Q -values using a numerical transformation. As pointed out, the idea of this approach is to relate the Q -values to the probability of success as an introspective means of the agent’s self-motivation. In this regard, this approach is more efficient in terms of used memory and time required for the learning, i.e., since it is computed directly from the Q -values, it does not require additional memory leading to the use of resources of $\sim O(1)$.

Bearing in mind the temporal difference learning approach shown in Eq. (3), the optimal Q -values represent possible future reward, therefore, they are expressed in the reward function domain. Thus, if an agent reaches a terminal state in an episodic task obtaining a reward R^T , the associated Q -value approximates this reward. In a simplified manner, we can consider any $Q(s, a)$ as the terminal re-

ward R^T multiplied by the times the discount factor γ is applied, as shown in Eq. (5):

$$Q(s, a) \approx R^T \cdot \gamma^n \quad (5)$$

Using this derivation, when $Q(s, a)$ converges to the true value, we can compute how far away the agent is from obtaining the total reward for any state, using directly the Q-values. Therefore, using the previous argument, we have computed the estimated distance n to the reward, as shown in Eq. (6):

$$n \approx \log_\gamma \frac{Q(s, a)}{R^T} \quad (6)$$

where $Q(s, a)$ is the Q-value, R^T the reward obtained when the task is completed successfully, and n is the estimated distance, in number of actions, to the reward.

After computing the estimated distance n to obtain a reward, we use this value as the base to estimate an estimated probability of success \hat{P}_s . Using a constant transformation, we weight the estimated distance n by $\frac{1}{2 \cdot \log_\gamma 10} + 1$. Therefore, what we are actually performing is a logarithmic base transformation to estimate the probability of success \hat{P}_s as shown in Eq. (7) and Eq. (8). In our approach, we also take into account stochastic transitions represented by the σ parameter. We will discuss this parameter further in the following section.

$$\hat{P}_s \approx (1 - \sigma) \cdot \left(\frac{n}{2 \cdot \log_\gamma 10} + 1 \right) \quad (7)$$

$$\hat{P}_s \approx (1 - \sigma) \cdot \left(\frac{1}{2} \cdot \log_{10} \frac{Q(s, a)}{R^T} + 1 \right) \quad (8)$$

This transformation is carried out in order to shape the probability of success curve as a common base logarithm (base 10) that fits the behavior of both previously introduced approaches. Moreover, we shift the curve to a region where the probability values are plausible by adding 1 and multiplying by 1/2. Finally, in order to restrict the value of the probability of success, considering $\hat{P}_s \in [0, 1]$, we compute the rectification shown in Eq. (9), which basically consists of assigning a value of 0 when the result is less than that, or 1 when the result is greater than 1.

Algorithm 3 Explainable reinforcement learning approach to compute the probability of success using the introspection-based approach.

```

1: Initialize  $Q(s, a)$ ,  $\hat{P}_s$ 
2: for each episode do
3:   Initialize  $s_t$ 
4:   Choose an action  $a_t$  from  $s_t$ 
5:   repeat
6:     Take action  $a_t$ 
7:     Observe reward  $r_{t+1}$  and next state  $s_{t+1}$ 
8:     Choose next action  $a_{t+1}$  using softmax ac-
tion selection method
9:      $Q(s_t, a_t) \leftarrow Q(s_t, a_t) + \alpha[r_{t+1} + \gamma Q(s_{t+1}, a_{t+1}) - Q(s_t, a_t)]$ 
10:     $s_t \leftarrow s_{t+1}$ ;  $a_t \leftarrow a_{t+1}$ 
11:   until  $s_t$  is terminal (goal or aversive state)
12:    $\hat{P}_s \approx \left[ (1 - \sigma) \cdot \left( \frac{1}{2} \cdot \log_{10} \frac{Q(s_t, a_t)}{R^T} + 1 \right) \right]_{\hat{P}_s \geq 0}^{\hat{P}_s \leq 1}$ 
13: end for
```

$$\hat{P}_s \approx \left[(1 - \sigma) \cdot \left(\frac{1}{2} \cdot \log_{10} \frac{Q^*(s, a)}{R^T} + 1 \right) \right]_{\hat{P}_s \geq 0}^{\hat{P}_s \leq 1} \quad (9)$$

In algorithm 3, the estimated probability of success \hat{P}_s is computed at the end in line 12. Although algorithms 1, 2, and 3 share a common structure based on the temporal-difference learning, we decided to show them independently since they do differ in the way they compute the probability of success inside the SARSA method. The three approaches introduced in this section are tested experimentally in a simulated robotic set-up described in the following section.

4 Experimental set-up

In this section, we describe the experimental scenario used to test the proposed approaches. We have used an episodic robot scenario in which the transitions can be modeled as a graph. The scenario consists of a simulated robot navigation task comprising of six rooms and three possible actions to perform from each room. The simulated scenario is shown in Fig. 2 using the CoppeliaSim robot simulator [44]. Furthermore, two variations are considered for the proposed

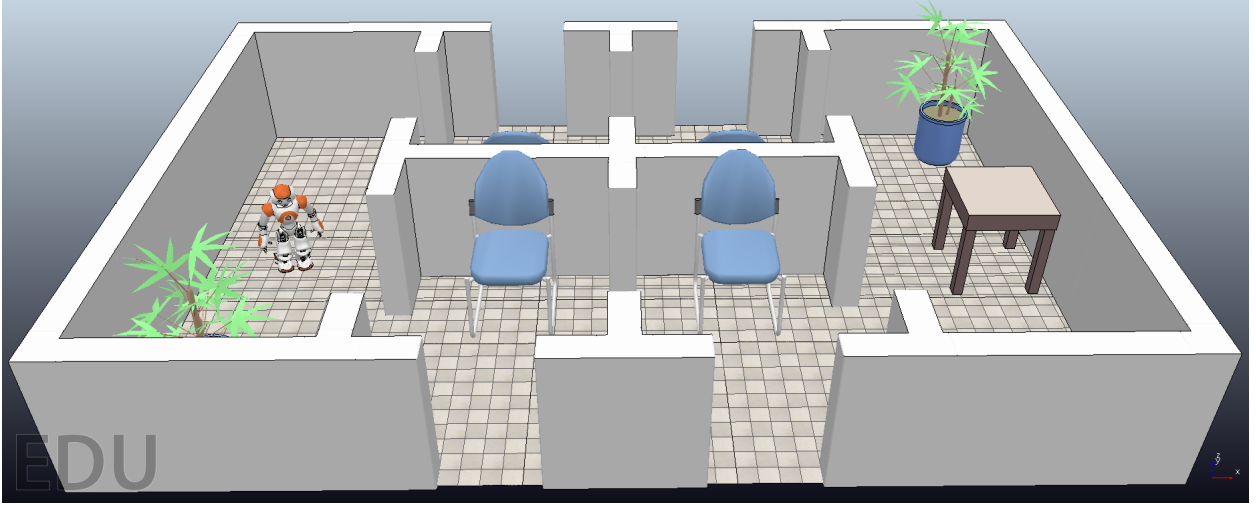


Figure 2: The simulated robot navigation task. The initial position is in the room to the left, the so-called room 0. The goal is to reach the table in room 5 to the right. From the initial position, two different paths are possible to reach the goal. In the intermediate rooms, namely rooms 1, 2, 3, and 4, the agent may leave the level, and if so, it cannot get back and needs to restart a new learning episode (thereby failing to complete the task).

scenario: deterministic and stochastic transitions.

In the proposed scenario, a mobile robot has to learn how to navigate from a fixed initial position (room 0) through different rooms considering two possible paths to find the table within the goal position (room 5). Moreover, it is also possible to observe that every room in the middle of the paths, i.e., from room 1 to room 4, has an exit that leaves the level. These transitions are treated as leading to an aversive region and, therefore, once any of these exits have been taken, the robot is unable to come back and needs to stop the current learning episode and restart a new one from the initial position. In the scenario, the agent starts from the initial position and may transit two symmetric paths towards the goal position.

The proposed model of the state-action transitions is depicted in Fig. 3. We have defined six states corresponding to the six rooms and three possible actions from each state. Actions are defined taking into account the robot’s perspective. The possible actions are as follows:

- a_L , move through the left door,
- a_R , move through the right door, and
- a_S , stay in the same room.

The transitions above are, in principle, all deterministic, meaning that once the action is selected by the robot to be performed, the expected result is the next state in all situations, as shown in the state-action transition function (Fig. 3). Nevertheless, in some situations, transitions may not be deterministic and may include a certain level of stochasticity or uncertainty, as in partially observable problems, or also sometimes due to noisy sensors, for instance. Therefore, taking into consideration these situations, we have also used a parameter $\sigma \in [0, 1]$ to include stochastic transitions.

When stochastic transitions are used, the next state reached, as a result of performing an action, is any of the possible future states from where the action has been performed. For instance, if the action a_L is being performed from the state s_0 , the

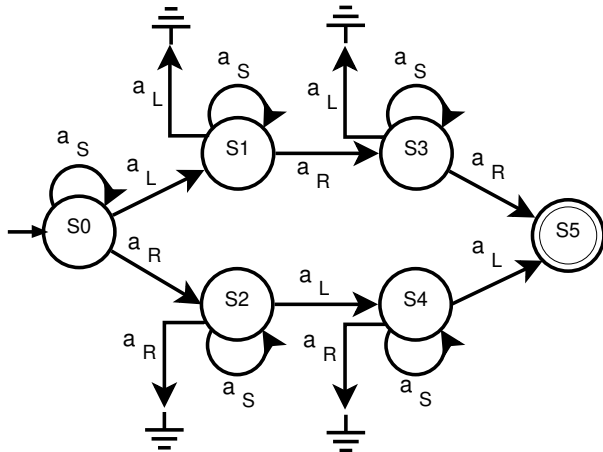


Figure 3: The robot navigation transition function. Six states are defined and three actions are allowed, moving to the left (a_L) or right (a_R), and staying at the same state (a_S). The ground point symbol used in states s_1 to s_4 represents the agent leaving the level and, therefore, this is a terminal state that indicates the task has been failed. Once this terminal state is reached, the learning episode finishes and a new one starts over.

agent is expected to be in the state s_1 once the action is completed, taking into account deterministic transitions ($\sigma = 0$). However, considering stochasticity (i.e., $\sigma > 0$), there is also a probability the agent could finish in the state s_0 or the state s_2 since these two are also reachable from the state s_0 (by performing the action a_S and the action a_R respectively).

For the learning process, the reward function returns a positive reward of 1 when the agent reaches the final state and a negative reward of -1 in case the agent reaches an aversive region, i.e., when it leaves the scenario. Eq. 10 shows the reward function for s .

$$r(s) = \begin{cases} 1 & \text{if } s \text{ is the final state} \\ -1 & \text{if } s \text{ is an aversive state} \end{cases} \quad (10)$$

Even though we are aware that the proposed scenario is simple from the learning perspective, and thus manageable by an RL agent, in this work we are focusing on giving a basis for goal-oriented explanations regarding fundamental RL aspects using the

proposed methods.

5 Experimental results

In this section, we describe the results obtained when using the three proposed approaches in the scenario described in the last section. All the experiments have been performed using the on-policy learning algorithm SARSA, as shown in Eq. 3, and the softmax action selection method, where $a = \frac{e^{Q(s_t, a)/\tau}}{\sum_{a_i \in A} e^{Q(s_t, a_i)/\tau}}$, where s_t is the current agent's state, a_i an action in the set A of available actions, τ is the temperature parameter, and e the exponential function. A total of 20 agents have been trained, the following plots show the average results. For the analysis, following we plot the obtained Q-values, estimated distance n to task completion, and probabilities of success using the three proposed methods. In principle, we show these values in all cases for the actions performed from the initial state s_0 , nevertheless, similar plots can be obtained for each state.

The parameters used for the training are: learning rate $\alpha = 0.3$, discount factor $\gamma = 0.9$, and softmax temperature $\tau = 0.25$. Although the training parameters used in this work are not much relevant in terms of explainability, we include them for reference. Certainly, they do affect the agent's learning speed, nevertheless, we focus on better understanding and explaining agent's taken decisions.

5.1 Deterministic robot navigation task

Initially, we have tested an RL agent moving across the rooms considering deterministic transitions, i.e., performing an action a from the state s_i to state s_j always reaching the intended state s_j with probability equal to 1, or $\sigma = 0$, as defined in the transition function (see Fig. 3).

Fig. 4 shows the Q-values obtained over 300 episodes for the actions of moving to the left a_L , to the right a_R , and staying in the same room a_S from the initial state s_0 . It is possible to observe that during the first episodes the agent prefers to perform a_R

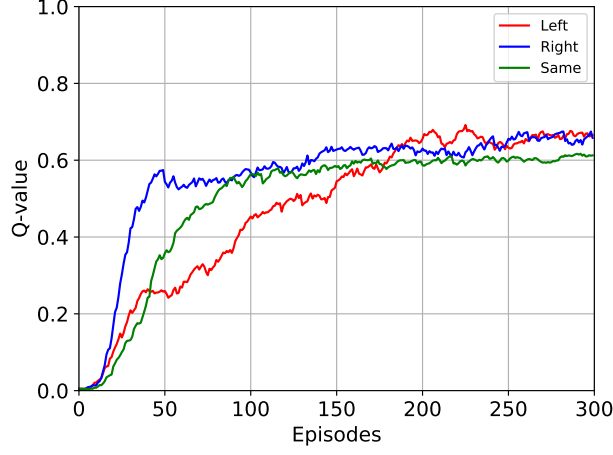


Figure 4: Q-values from the initial state s_0 for all possible actions in the deterministic robot navigation task. During the first episodes the agent prefers going to the right but after 300 learning episodes, actions right and left converge to similar Q-values. The action of staying at the same state converges to a slightly lower value.

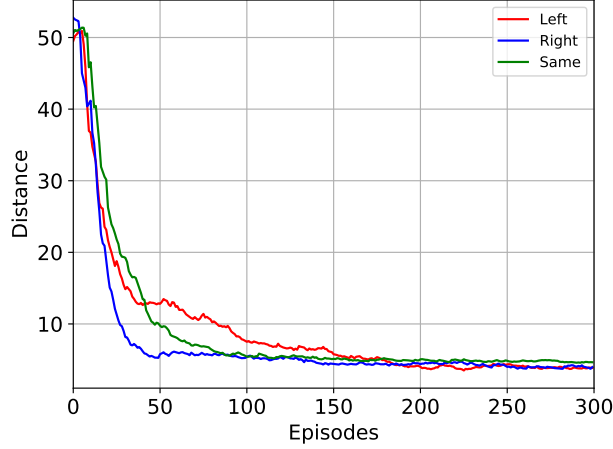


Figure 5: Estimated distance n from the initial state s_0 to the reward in the deterministic robot navigation task. Over the episodes, the estimated distance gets closer to the minimum number of actions.

as a consequence of the collected experience which is shown by the blue line. However, as the learning improves, the three actions converge to similar Q-values above 0.6.

In Fig. 5 can be seen the estimated distance n (according to Eq. (6)) from the initial state s_0 to the reward by performing the three available actions. Contrary to the Q-values, the distance needed to reach the reward decreases over time, starting with more than 50 actions and reaching values close to the minimum. It can be seen that action right a_R converges faster since the estimated distance is computed according to the agent’s experience using the Q-values and the reward. Since the distance n is obtained from the Q-values, it can be produced for any of the proposed approaches, however, we use it specifically to compute the probability of success with the introspection-based approach.

In Fig. 6 are shown the probabilities of success for the memory-based approach taking the different possible actions from the initial state s_0 , i.e., the probability of successfully finishing the task choosing any path from room 0. The three possible actions from this state, i.e., go to the left room a_L , go to the right room a_R , and stay at the same room a_S are shown using red, blue, and green respectively. In the first episodes, any possible action has a very low probability of success since the agent still does not know how to navigate appropriately and, therefore, often selects an action that leads it out of the floor. Over the episodes, the agent tends to follow the path to its right to reach the goal state, however, after 300 episodes all the probabilities converge to a similar value as the agent collects enough knowledge in all paths.

By using the probability of success as a source of information for a non-expert end-user, the RL agent can more easily explain its behavior in terms of its goals and why at a certain point of the learning process one action may be preferred instead of others. For instance, after 50 learning episodes, the computed probabilities of success are 48.09%, 70.46%, and 64.24% for actions a_L , a_R , and a_S respectively. Therefore, the robot might justify its behavior as follow: ‘From the initial room, I chose to move to the right because it had the

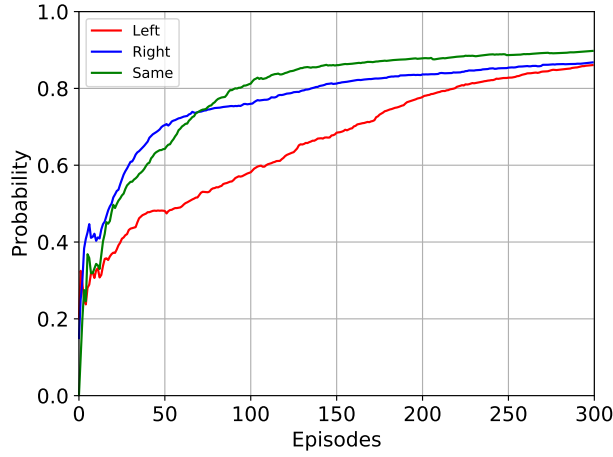


Figure 6: Probability of success from the initial state s_0 using the memory-based approach in the deterministic robot navigation task. In this case, the agent shows initially preference to select the right action or stay in the same room; however, all actions are near 90% of success after 300 learning episodes.

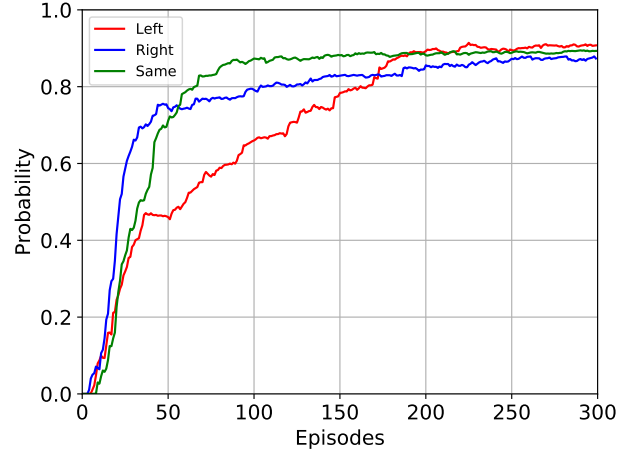


Figure 8: Probability of success from the initial state s_0 using the introspection-based approach in the deterministic robot navigation task. The estimated probabilities obtained using the estimated distance n also show similar behavior to the previous approaches.

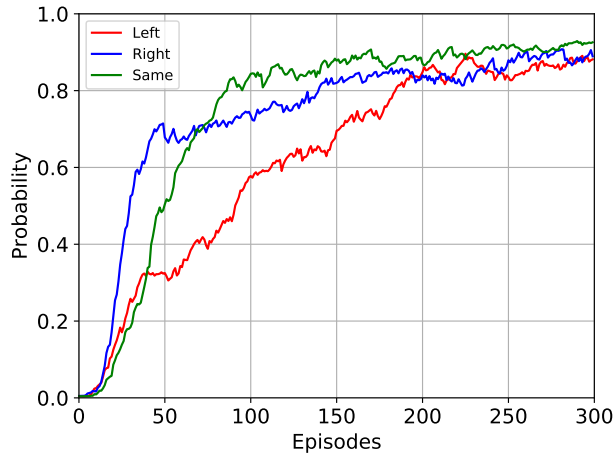


Figure 7: Probability of success from the initial state s_0 using the learning-based approach in the deterministic robot navigation task. As in the memory-based approach, initially the agent prefers to take the action to the right, however, all the probabilities converge to similar values after 300 episodes.

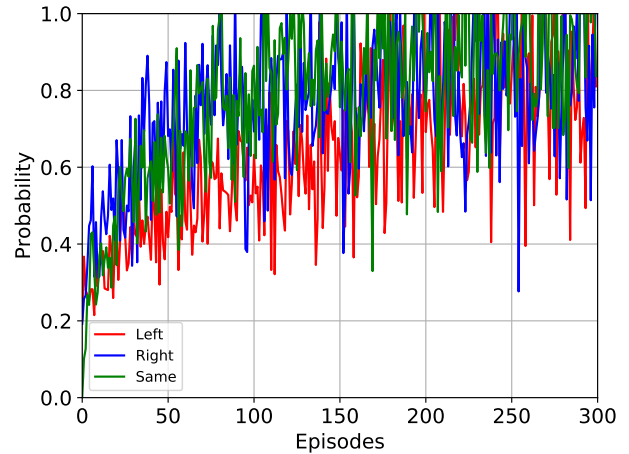


Figure 9: The noisy signal obtained from the memory-based approach in the deterministic robot navigation task using a 20% of white noise. The noisy signal is used as a control group when computing the correlation and the MSE.

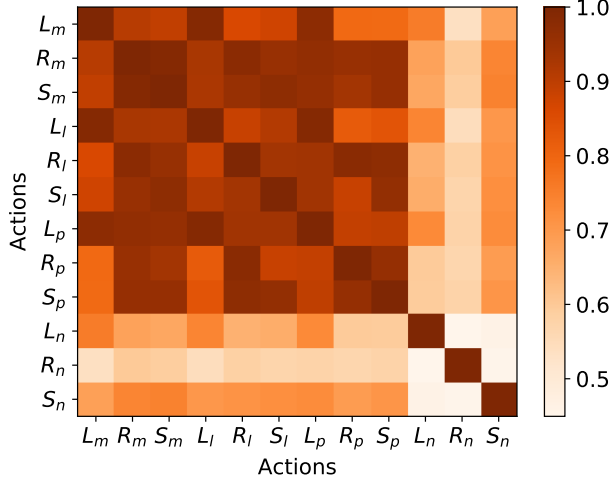


Figure 10: Pearson’s correlation between the probabilities of success for all the approaches considering the three possible actions from the initial state s_0 in the deterministic robot navigation task. All the approaches obtain a similar behavior with the exception of the noisy signal obtained from the memory-based approach and used as a control group.

biggest probability of successfully finishing the task’. Since the computed probabilities of success using the memory-based approach are obtained directly from the performed actions during the episodes, following we use these results to compare to both: the learning-based approach and the introspection-based approach. Moreover, we use a noisy signal obtained from the memory-based approach as a control group. For all the approaches, including the noisy signal, we compute the Pearson’s correlation to measure the similarity between the approaches as well as the mean square error (MSE).

Fig. 7 shows the probability of success for the three possible actions from the initial state s_0 using the learning-based approach. Similarly to the memory-based approach, the probabilities show the agent initially prefers to perform the action for moving to the right a_R , however, as the previous case, after the learning process, all the probabilities converge to similar values close to 90% of success.

The probabilities of success using the introspection-based approach are shown in Fig. 8. As before, the possible actions are shown from the initial state s_0 . The evolution of the probabilities behaves similarly over the episodes as in previous approaches. Initially, the agent favors the action to the right room but the three actions reach a similar probability of success after training.

Equivalently as shown by the learning-based approach, the introspection-based approach in the first episodes gets a probability of success equal to zero $P_s = 0$. This initial behavior is due to the fact that the probability of success P_s using the learning-based approach is computed in a similar way as the Q-values, which is updating the \mathbb{P} -values inside the \mathbb{P} -table. Likewise, the estimated probability of success \hat{P}_s using the introspection-based approach is computed from the Q-values as it is a numerical transformation from the estimated distance n .

Overall, the three proposed approaches have similar behavior when using deterministic transitions reaching similar results in terms of the final probabilities of success from the initial state s_0 and the evolution over the learning process. To further analyze the similarity between the proposed approaches we compute the Pearson’s correlation as well as the MSE with respect to the memory-based approach. Additionally, we have used a control group of probabilities of success as a noisy signal from the memory-based approach using 20% of white noise ($M = 1, SD = 0.2$). We have used that amount of noise since we want to create control data from our baseline approach which are different enough from the original probabilities and, at the same time, distinguishable from each other. However, in this work, we do not test how tolerant our approaches are to respond to possible noise. The resultant noisy probabilities of success can be seen in Fig. 9.

In Fig. 10 is shown the correlation matrix for all the approaches. In the figure, axes are the different actions from the initial state s_0 for each proposed method. The uppercase one refers to the action and the lowercase one refers to the method. Thus, L, R , and S are for the actions of going to the left, to the right, and staying in the same room, whereas m, l, p , and n are for memory-based, learning-based,

Table 1: MSE for all the proposed approaches using deterministic transitions against the memory-based approach. All shown actions are performed from the initial state s_0 .

Deterministic approach	a_L	a_R	a_S
Learning-based	0.0117	0.0110	0.0177
Introspection-based	0.0095	0.0065	0.0083
Noisy Memory-based	0.0187	0.0245	0.0220

introspection-based, and noisy approaches respectively. The figure shows that there is a high correlation between the three proposed approaches, while in our noisy control group the values of the correlations are much lower in comparison.

Moreover, Table 1 shows the MSE between the memory-based approach and all the other approaches. It can be seen that the introspection-based approach has the least amount of errors in relation to the memory-based benchmark, obtaining an MSE lower than 0.01 for all possible actions, which is achieved with much lower memory-usage than the memory-based approach.

5.2 Stochastic robot navigation task

In this section, we have performed the same robot navigation task but using stochastic transitions instead as is the case in many real-world scenarios. In our scenario, to use stochastic transitions means that the RL agent may perform the action a from the state s_i to the state s_j and may reach the intended state s_j with a transition probability $p_t < 1$, or more precisely $p_t = 1 - \sigma$, with $\sigma \in [0, 1]$ (if $\sigma = 0$ deterministic transitions are used, i.e., no stochasticity) taking into consideration the defined transition function. We have introduced a transition probability $p_t = 0.9$, or $\sigma = 0.1$. In other words, a 10% of stochasticity in order to test how coherent are the possible explanations extracted from all the proposed approaches.

Fig. 11 shows the obtained Q-values after the learning process. The actions shown also correspond to the three possibilities, i.e., a_L , a_R , and a_S , from the initial state s_0 . Similarly to the use of deterministic transitions, the Q-values converge to simi-

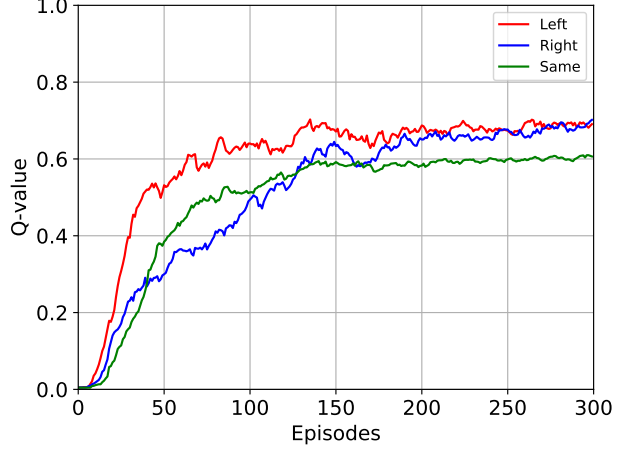


Figure 11: Q-values from the initial state s_0 for all possible actions in the stochastic robot navigation task. In this case, the agent favors going to the left room at the beginning of the training, however, as in the previous case, Q-values for actions right and left converge to a similar amount after 300 episodes. The Q-value for the action of staying at the same state converges to a slightly lower value.

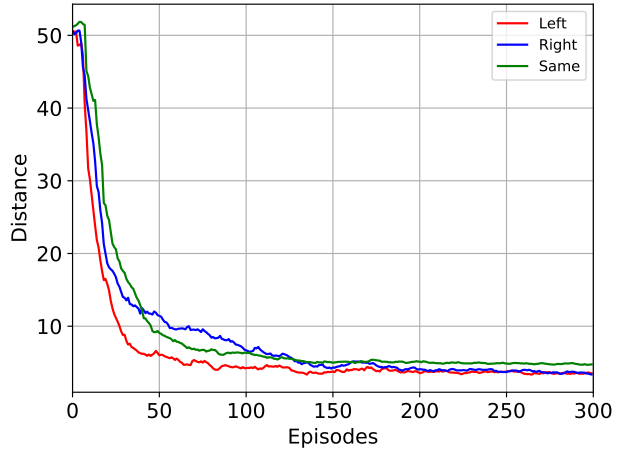


Figure 12: Estimated distance n from the initial state s_0 to the reward in the stochastic robot navigation task. All the possible actions converge close to the minimum after the learning process.

lar values after 300 episodes, however, in this case the agent favors the action of going left in the first episodes. Certainly, this is not due to the use of stochastic transitions, but rather the agent in this experiment explored initially that path, which can lead to diverse exploration experiences over different learning processes.

In Fig. 12 is shown the estimated distance n in terms of actions to the reward. By using stochastic transitions the distances also decrease over time getting close to the minimal amount of actions. In this case, the action of going to the right a_R needs more time to converge since this path is explored later as shown in the Q-values.

Fig. 13 shows the probabilities of success during the learning process from the initial state s_0 using stochastic transitions and the memory-based approach. In this case, the agent initially exhibits more experience taking the path to the left; however, after 300 episodes, similarly as before, the probabilities converge to a similar value. Although using stochastic transitions lead to a less overall probability of success, in comparison to the deterministic robot navigation task, the agent is still able to explain in these terms the reasons for its behavior during the learning episodes. In this case, after 50 learning episodes, the computed probabilities of success are 68.99%, 51.02%, and 58.65% for actions a_L , a_R , and a_S respectively. Therefore, according to the experience collected by the robot, the behavior might be justified as: ‘From the initial room, I chose to go to the left because it had the biggest probability of success’. Like the previous case, we have used the memory-based approach as a baseline to compare the other proposed approaches, since these probabilities are obtained directly from the actual robot experience collected in the episodic memory.

The probabilities of success for the three possible actions from the initial state s_0 using the learning-based approach are shown in Fig. 14. Like using the memory-based approach, at the beginning of the training, the agent shows more experience by following the path to the left, but also the three actions converge after training. In this case, the probabilities of success converge to a slightly higher amount in comparison to the memory-based approach. This is

due to the fact that these probabilities are computed using the \mathbb{P} -values from the \mathbb{P} -table. These values are updated according to Eq. (4), where we set the discount factor $\gamma = 1$ and, therefore, the agent is more foresighted taking into account all possible future rewards.

The estimated probabilities of success using the introspection-based approach are shown in Fig. 15. The probabilities are for the three possible actions from the initial state s_0 as well. The introspection-based approach has a similar behavior as the memory-based approach, converging to similar values after the learning process when using stochastic transitions. The estimated probabilities are computed from the Q-values using the Eq. 9 and, therefore, it can be similarly seen that the agent preferred the path to the left at the beginning of the training.

As in the deterministic case, we have also used a noisy signal in the stochastic robot navigation task as a control group. We obtained the noisy signal from the memory-based approach since this is computed from the actual agent’s interaction during the learning process. Once again, we have added a 20% of white noise using a normal distribution with media 1 and standard deviation 0.2, i.e., ($M = 1, SD = 0.2$). The noisy signal can be seen in Fig. 16.

As in the deterministic robot navigation task, we also compute the Pearson’s correlation as well as the MSE to analyze the similarity between the obtained probabilities of success P_s . In Fig. 17 is shown the correlation matrix for all the approaches. The axes contain the different possible actions from the initial state s_0 for each proposed method. As mentioned, the uppercase letter refers to the action and the lowercase letter refers to the method. Although the correlations are lower in comparison to the deterministic robot navigation task due to the use of stochastic transitions, the figure still shows that there is a high correlation between the three proposed approaches, in opposite to the noisy control group, where the values of the correlations are lower in comparison.

Furthermore, Table 2 shows the MSE between the memory-based approach and the other approaches using stochastic transitions. It is observed that once again the introspection-based approach is the most similar to the memory-based approach, obtaining er-

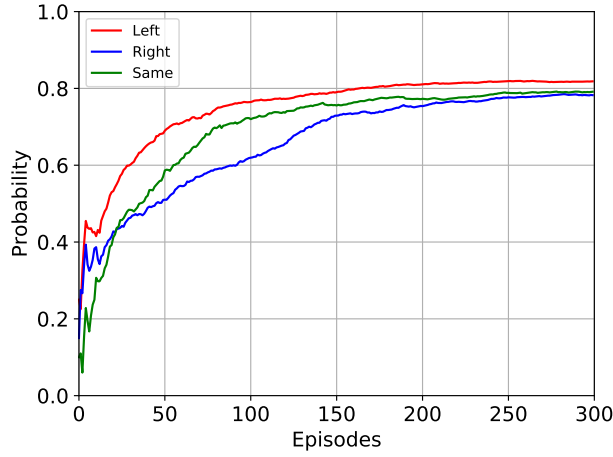


Figure 13: Probability of success from the initial state s_0 using the memory-based approach in the stochastic robot navigation task. In this case, the probabilities of success are lower than the deterministic case, which is due to the introduced σ -value stochasticity.

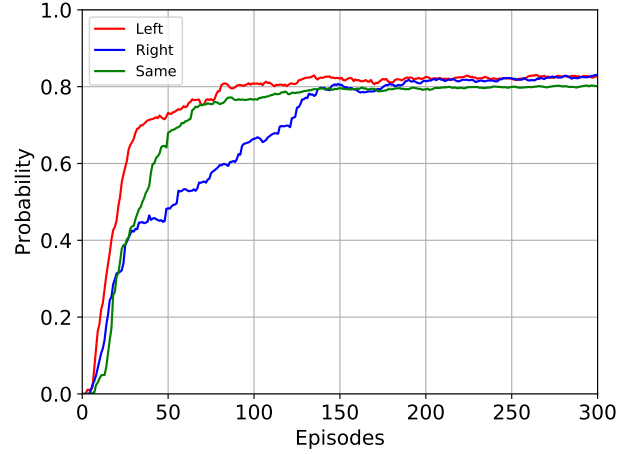


Figure 15: Probability of success from the initial state s_0 using the introspection-based approach in the stochastic robot navigation task. The obtained probabilities are computed from the Q-values and the estimated probabilities are close to the memory-based approach.

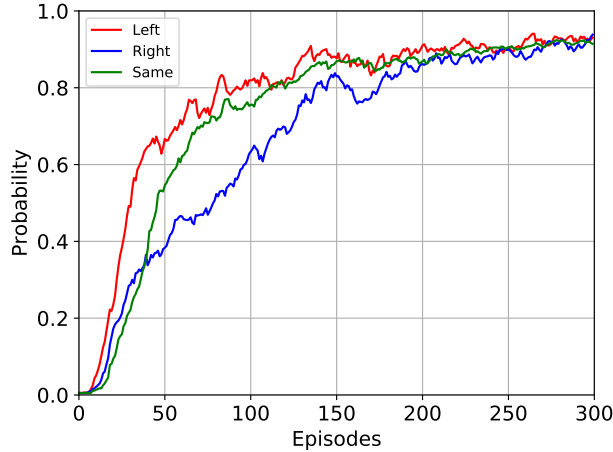


Figure 14: Probability of success from the initial state s_0 using the learning-based approach in the stochastic robot navigation task. In this approach, due to the fact of using a discount factor equals to one ($\gamma = 1$), the agent becomes more foresighted and take into consideration all the possible future reward, which leads to slightly higher probabilities of success.

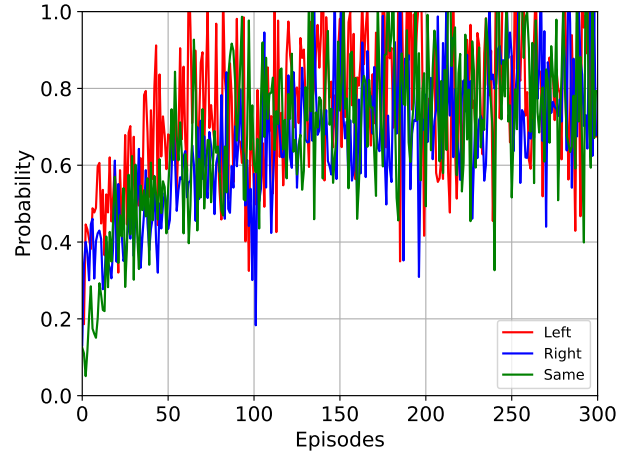


Figure 16: The noisy signal obtained from the memory-based approach in the stochastic robot navigation task using a 20% of white noise. The noisy signal is used as a control group when computing the correlation and the MSE.

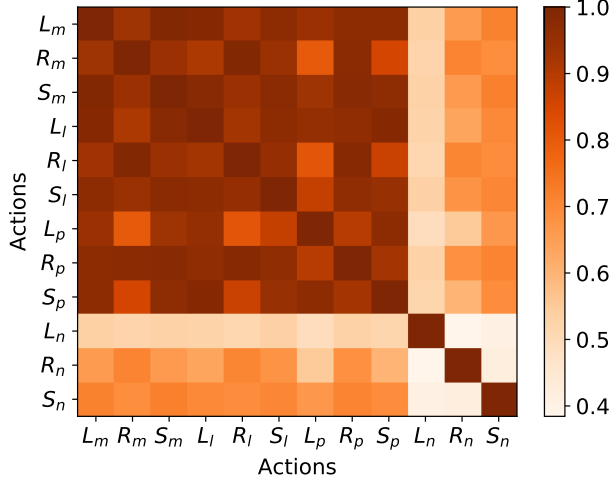


Figure 17: Pearson’s correlation between the probabilities of success for all the approaches considering the three possible actions from the initial state s_0 in the stochastic robot navigation task. Although the correlation is lower in comparison to the deterministic approach due to the stochastic transitions, all the approaches obtain a similar behavior with the exception of the noisy signal.

rors lower than 0.007 for all possible actions, which is also achieved using much less memory in comparison to the memory-based approach.

To have a better understanding of the proposed approaches when using them from internal states, below we show the experimental results for the stochastic robot navigation task from the state s_1 . Therefore, the same stochastic scenario and parameters are used as in the previous experiments. In this case, we only show the results for Q-values, and for the three proposed methods. Fig. 18, 19, 20, and 21 show the results obtained after 300 learning episodes for the Q-values and the probabilities of success using the memory-based approach, the learning based-approach, and the introspection-based approach, respectively.

When the robot is placed in the state s_1 , the action of moving to the left a_L leads it to a terminal aversive area, therefore, the associated Q-value and probabil-

Table 2: MSE for all the proposed approaches using stochastic transitions against the memory-based approach. All shown actions are performed from the initial state s_0 .

Stochastic approach	a_L	a_R	a_S
Learning-based	0.0153	0.0171	0.0161
Introspection-based	0.0058	0.0068	0.0045
Noisy Memory-based	0.0271	0.0166	0.0218

ities of success are close to zero. Nevertheless, due to stochastic transitions, the robot still is able to reach a different room and, hence, the associated Q-value and probabilities of success are not necessarily null. Conversely, the action of moving to the right a_R has bigger Q-value and probability of success in comparison to staying at the room a_S , since a_R leads the robot to the state s_3 which is closer to the goal state. For the obtained probabilities of success using the three approaches, actions of moving right a_R and staying at the same room a_S increase their values in comparison to the Q-value to represent a better estimation of the real probability of success in each case. The action of moving to the left, in all cases remains low with values near to zero.

For instance, after 300 learning episodes and with the robot just performing an action from s_1 , an end-user could ask an explanation as: *why did you move to the right in the last situation?* If the robot uses the probability of success to explain why action a_R has been chosen when being in the state s_1 , the following explanation could be provided: *In state s_1 , I chose to move to the right because it has a probability of success of: (i) 86.91%, (ii) 93.75%, or (iii) 85.93%.* The previous values are from using the memory-based, learning-based, and introspection-based approaches respectively. As previously discussed, we consider the memory-based approach the more accurate estimation for the probability of success, since this value is obtained directly from the actual robot’s transitions. In this case, the Q-value is 0.8166, therefore, the proposed methods approximate more precisely the real probability and potentially give a more informative answer to a non-expert end-user. Equivalently, if the end-user asks an explanation as: *why did you not*

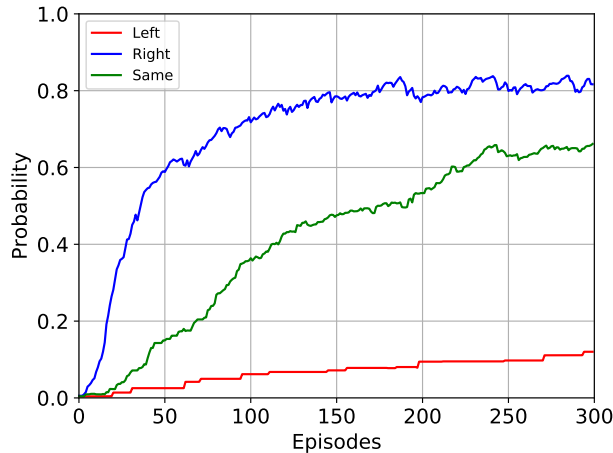


Figure 18: Q-values from the state s_1 in the stochastic robot navigation task.

move to the left in the last situation? As before, using the probabilities of success to explain the counterfactual of why action a_L has not been chosen when being in the state s_1 , the explanation can be constructed as follows: *In state s_1 , I did not choose to move to the left because has only a probability of success of: (i) 4.76%, (ii) 14.60%, or (iii) 22.67%.* These values also using the memory-based, learning-based, and introspection-based approaches respectively. The associated Q-value, in this case, is 0.1202. Although the deviation is higher, the proposed approaches are able to approximate the probability of success in the stochastic scenario.

6 Conclusions

In this work, we have presented an explainable robotic system to supply understandable human-like explanations to an end-user in a human-robot environment. The experimental scenario has been carried out using a robot simulator where a navigation task has been implemented. The proposed approaches do not focus on speeding up the learning process, but rather in looking for a plausible and practical means of explaining the robot’s behavior during the decision-making process. For this purpose, we have

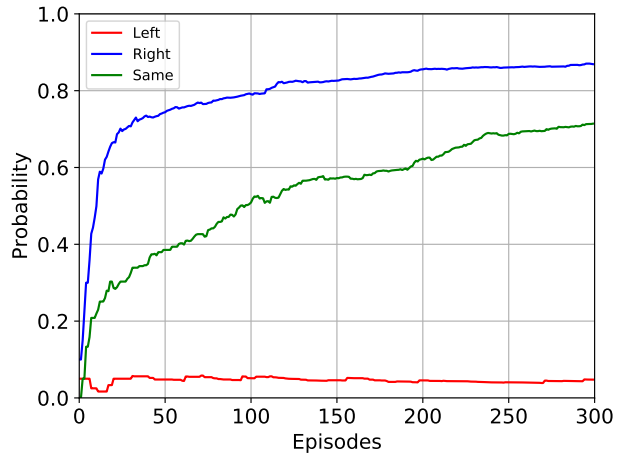


Figure 19: Probability of success from the state s_1 using the memory-based approach in the stochastic robot navigation task.

used goal-driven explanations instead of state-based explanations. Of course, both approaches may be combined and, therefore, an explanation could include these two aspects.

The proposed approaches estimate the probability of success for each action, which in turn allows the agent to explain the robot’s decision to non-expert end-users. By describing decisions in terms of the probability of success, the end-user will have a clearer idea about the robot’s decision in each situation using human-like language. On the contrary, using Q-values to explain the behavior, the end-users will not necessarily obtain a straightforward comprehension unless they have prior knowledge about reinforcement learning or machine learning techniques.

We have implemented three approaches with different characteristics. First, the memory-based approach uses an episodic memory to save the interaction with the environment from which it computes the probability of success. Second, the learning-based approach utilizes a \mathbb{P} -table where the values of the probability of success are updated as the agent collects more experience during the learning process. Third, the introspection-based approach computes the estimated probability of success directly from the

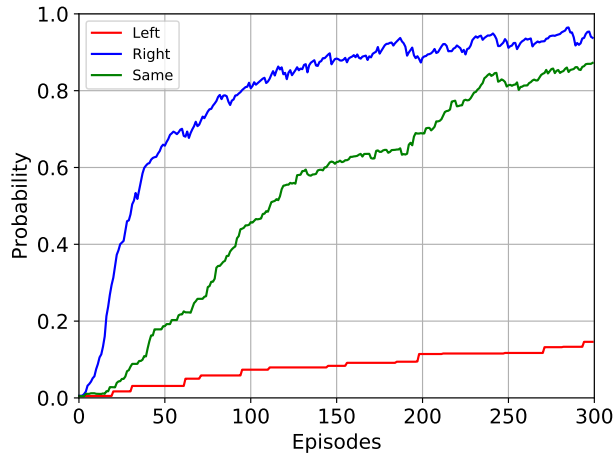


Figure 20: Probability of success from the state s_1 using the learning-based approach in the stochastic robot navigation task.

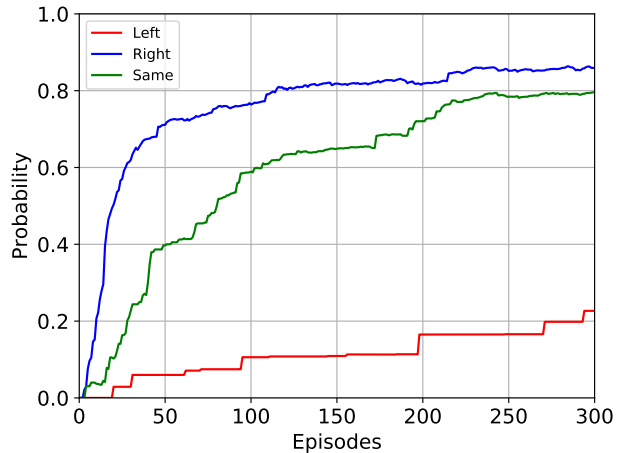


Figure 21: Probability of success from the state s_1 using the introspection-based approach in the stochastic robot navigation task.

Q-values by performing a numerical transformation. The proposed approaches differ in both the amount of memory needed and the kind of RL problem representation where they could be used, although at the current state, the approaches have been developed for discrete tasks where the reward is all received at the end of the episode.

The obtained results using either deterministic or stochastic transitions show that the proposed approaches accomplish similar behavior and converge to similar values, which is also verified through the high correlation level and the MSE computed. Overall, from the similarity exposed by the three proposed approaches, the learning-based approach and the introspection-based approach represent a plausible choice for replacing the memory-based approach to compute the probability of success, using fewer memory resources and being an alternative to other RL problem representations.

As future works, we are planning to test our approaches in continuous scenarios, where using an episodic memory is not feasible. In such scenarios, it is critical to compute the probability of success directly from the Q-values or by learning them using \mathbb{P} -values with a function approximation instead

of a \mathbb{P} -table. Moreover, reward decomposition [26] seems to be a good alternative to include additional reward signals, such as penalties for navigation distances, or to address multi-objective problems. In this regard, each meaningful part of the reward signal may be decomposed in order to compute the different independent probabilities of success and generate explanations for each of them. It is also important to test how much do impact different values of stochastic transitions represented by the σ parameter, especially considering that in real-world scenarios the level of stochasticity may vary between states.

We also plan to use a real-world robot scenario in order to automatically generate explanations to be given to non-expert end-users. Using a real-world scenario, we plan to perform a user study to measure the effectiveness of the probability of success as a metric to enhance the trust in robotic systems.

References

- [1] A. Adadi and M. Berrada. Peeking inside the black-box: A survey on explainable artificial intelligence (XAI). *IEEE Access*, 6:52138–52160, 2018.

- [2] A. Anderson, J. Dodge, A. Sadarangani, Z. Juozapaitis, E. Newman, J. Irvine, S. Chatopadhyay, A. Fern, and M. Burnett. Explaining reinforcement learning to mere mortals: an empirical study. In *Proceedings of the 28th International Joint Conference on Artificial Intelligence*, pages 1328–1334. AAAI Press, 2019.
- [3] S. Anjomshoe, A. Najjar, D. Calvaresi, and K. Främling. Explainable agents and robots: Results from a systematic literature review. In *Proceedings of the 18th International Conference on Autonomous Agents and MultiAgent Systems*, pages 1078–1088. International Foundation for Autonomous Agents and Multiagent Systems, 2019.
- [4] S. Anjomshoe, A. Najjar, D. Calvaresi, and K. Främling. Explainable agents and robots: Results from a systematic literature review. In *18th International Conference on Autonomous Agents and Multiagent Systems (AAMAS 2019), Montreal, Canada, May 13–17, 2019*, pages 1078–1088. International Foundation for Autonomous Agents and Multiagent Systems, 2019.
- [5] P. Barros, A. Tanevska, and A. Sciutti. Learning from learners: Adapting reinforcement learning agents to be competitive in a card game. *arXiv preprint arXiv:2004.04000*, 2020.
- [6] G. Böhm and H.-R. Pfister. How people explain their own and others’ behavior: A theory of lay causal explanations. *Frontiers in psychology*, 6: 139, 2015.
- [7] A. Cangelosi and M. Schlesinger. *Developmental Robotics: From Babies to Robots*. Cambridge, MA, USA: MIT Press, 2015.
- [8] N. Churamani, F. Cruz, S. Griffiths, and P. Barros. icub: learning emotion expressions using human reward. *arXiv preprint arXiv:2003.13483*, 2020.
- [9] F. Cruz, G. Acuña, F. Cubillos, V. Moreno, and D. Bassi. Indirect training of grey-box models: application to a bioprocess. In *International Symposium on Neural Networks*, pages 391–397. Springer, 2007.
- [10] F. Cruz, S. Magg, Y. Nagai, and S. Wermter. Improving interactive reinforcement learning: What makes a good teacher? *Connection Science*, 30(3):306–325, 2018.
- [11] F. Cruz, G. I. Parisi, and S. Wermter. Multi-modal feedback for affordance-driven interactive reinforcement learning. In *Proceedings of the International Joint Conference on Neural Networks IJCNN*, pages 5515–5122. IEEE, 2018.
- [12] F. Cruz, R. Dazeley, and P. Vamplew. Memory-based explainable reinforcement learning. In *The 32nd Australasian Joint Conference on Artificial Intelligence (AI2019)*, pages 66–77, 2019.
- [13] R. Dazeley, P. Vamplew, and F. Cruz. A conceptual framework for establishing trust and social acceptance: A review of explainable reinforcement learning. *Submitted to Artificial Intelligence*, 2020.
- [14] R. Dazeley, P. Vamplew, C. Foale, C. Young, S. Aryal, and F. Cruz. Levels of explainable artificial intelligence for human-aligned conversational explanations. *Submitted to Artificial Intelligence*, 2020.
- [15] M. M. De Graaf and B. F. Malle. How people explain action (and autonomous intelligent systems should too). In *2017 AAAI Fall Symposium Series*, 2017.
- [16] G. Dulac-Arnold, D. Mankowitz, and T. Hester. Challenges of real-world reinforcement learning. *arXiv preprint arXiv:1904.12901*, 2019.
- [17] M. Erwig, A. Fern, M. Murali, and A. Koul. Explaining deep adaptive programs via reward decomposition. In *IJCAI/ECAI Workshop on Explainable Artificial Intelligence*, pages 40–44, 2018.
- [18] M. Fox, D. Long, and D. Magazzeni. Explainable planning. *arXiv preprint arXiv:1709.10256*, 2017.

- [19] S. J. Gershman and N. D. Daw. Reinforcement learning and episodic memory in humans and animals: An integrative framework. *Annual Review of Psychology*, 68:101–128, 2017.
- [20] S. Greydanus, A. Koul, J. Dodge, and A. Fern. Visualizing and understanding atari agents. In *International Conference on Machine Learning*, pages 1792–1801, 2018.
- [21] D. Gunning. Explainable artificial intelligence (XAI). *Defense Advanced Research Projects Agency (DARPA), nd Web*, 2017.
- [22] J. Haspiel, N. Du, J. Meyerson, L. P. Robert Jr, D. Tilbury, X. J. Yang, and A. K. Pradhan. Explanations and expectations: Trust building in automated vehicles. In *Companion of the 2018 ACM/IEEE International Conference on Human-Robot Interaction*, pages 119–120. ACM, 2018.
- [23] D. Hein, S. Udfluft, and T. A. Runkler. Interpretable policies for reinforcement learning by genetic programming. *Engineering Applications of Artificial Intelligence*, 76:158–169, 2018.
- [24] L. A. Hendricks, Z. Akata, M. Rohrbach, J. Donahue, B. Schiele, and T. Darrell. Generating visual explanations. In *European Conference on Computer Vision*, pages 3–19. Springer, 2016.
- [25] R. Iyer, Y. Li, H. Li, M. Lewis, R. Sundar, and K. Sycara. Transparency and explanation in deep reinforcement learning neural networks. In *Proceedings of the 2018 AAAI/ACM Conference on AI, Ethics, and Society*, pages 144–150, 2018.
- [26] Z. Juozapaitis, A. Koul, A. Fern, M. Erwig, and F. Doshi-Velez. Explainable reinforcement learning via reward decomposition. In *IJCAI/ECAI Workshop on Explainable Artificial Intelligence*, 2019.
- [27] M. Kempka, M. Wydmuch, G. Runc, J. Toczek, and W. Jaśkowski. Vizdoom: A doom-based ai research platform for visual reinforcement learning. In *2016 IEEE Conference on Computational Intelligence and Games (CIG)*, pages 1–8. IEEE, 2016.
- [28] J. Kober, J. A. Bagnell, and J. Peters. Reinforcement learning in robotics: A survey. *The International Journal of Robotics Research*, 32: 1–37, 2013.
- [29] P. Langley. Explainable agency in human-robot interaction. In *AAAI Fall Symposium Series*, 2016.
- [30] P. Langley, B. Meadows, M. Sridharan, and D. Choi. Explainable agency for intelligent autonomous systems. In *Twenty-Ninth IAAI Conference*, pages 4762–4763, 2017.
- [31] B. J. Lengerich, S. Konam, E. P. Xing, S. Rosenthal, and M. Veloso. Towards visual explanations for convolutional neural networks via input resampling. *arXiv preprint arXiv:1707.09641*, 2017.
- [32] Y. Li, K. Sycara, and R. Iyer. Object-sensitive deep reinforcement learning. *arXiv preprint arXiv:1809.06064*, 2018.
- [33] B. Lim, A. K. Dey, and D. Avrahami. Why and why not explanations improve the intelligibility of context-aware intelligent systems. In *Proceedings of the SIGCHI Conference on Human Factors in Computing Systems*, pages 2119–2128. ACM, 2009.
- [34] M. Lomas, R. Chevalier, E. V. Cross II, R. C. Garrett, J. Hoare, and M. Kopack. Explaining robot actions. In *Proceedings of the seventh annual ACM/IEEE international conference on Human-Robot Interaction*, pages 187–188. ACM, 2012.
- [35] P. Madumal, T. Miller, L. Sonenberg, and F. Vetere. Explainable reinforcement learning through a causal lens. *arXiv preprint arXiv:1905.10958*, 2019.
- [36] P. Madumal, T. Miller, L. Sonenberg, and F. Vetere. Distal explanations for explainable reinforcement learning agents. *arXiv preprint arXiv:2001.10284*, 2020.

- [37] T. Miller. Explanation in artificial intelligence: Insights from the social sciences. *Artificial Intelligence*, 267:1–38, 2018.
- [38] F. C. Naranjo and G. A. Leiva. Indirect training with error backpropagation in gray-box neural model: Application to a chemical process. In *2010 XXIX International Conference of the Chilean Computer Science Society*, pages 265–269. IEEE, 2010.
- [39] A. Ng, D. Harada, and S. Russell. Policy invariance under reward transformations: Theory and application to reward shaping. In *Proceeding of the International Conference on Machine Learning ICML*, volume 99, pages 278–287, 1999.
- [40] S. Palminteri, G. Lefebvre, E. J. Kilford, and S.-J. Blakemore. Confirmation bias in human reinforcement learning: Evidence from counterfactual feedback processing. *PLoS Computational Biology*, 13(8):e1005684, 2017.
- [41] I. Pavlov. *Conditioned Reflexes: An Investigation into the Physiological Activity of the Cerebral Cortex*. New York: Dover, 1927.
- [42] R. Pocius, L. Neal, and A. Fern. Strategic tasks for explainable reinforcement learning. In *Proceedings of the AAAI Conference on Artificial Intelligence*, volume 33, pages 10007–10008, 2019.
- [43] E. Puiutta and E. Veith. Explainable reinforcement learning: A survey. *arXiv preprint arXiv:2005.06247*, 2020.
- [44] E. Rohmer, S. P. N. Singh, and M. Freese. V-REP: A versatile and scalable robot simulation framework. In *Proceedings of IEEE/RSJ International Conference on Intelligent Robots and Systems IROS*, pages 1321–1326, 2013.
- [45] A. Rosenfeld and A. Richardson. Explainability in human-agent systems. *Autonomous Agents and Multi-Agent Systems*, 33(6):673–705, 2019.
- [46] G. A. Rummery and M. Niranjan. On-line q-learning using connectionist systems. *Technical Report CUED/F-INFENG/TR166*, 1994.
- [47] F. Sado, C. K. Loo, M. Kerzel, and S. Wermter. Explainable goal-driven agents and robots—a comprehensive review and new framework. *arXiv preprint arXiv:2004.09705*, 2020.
- [48] T. L. Sanders, T. Wixon, K. E. Schafer, J. Y. Chen, and P. Hancock. The influence of modality and transparency on trust in human-robot interaction. In *2014 IEEE International Interdisciplinary Conference on Cognitive Methods in Situation Awareness and Decision Support (CogSIMA)*, pages 156–159. IEEE, 2014.
- [49] P. Sequeira and M. Gervasio. Interestingness elements for explainable reinforcement learning: Understanding agents’ capabilities and limitations. *arXiv preprint arXiv:1912.09007*, 2019.
- [50] P. Sequeira, E. Yeh, and M. T. Gervasio. Interestingness elements for explainable reinforcement learning through introspection. In *IUI Workshops*, pages 1–7, 2019.
- [51] R. K.-M. Sheh. ”Why did you do that?” Explainable intelligent robots. In *Workshops on Human-Aware Artificial Intelligence at the Thirty-First AAAI Conference on Artificial Intelligence*, pages 628–634, 2017.
- [52] T. Shu, C. Xiong, and R. Socher. Hierarchical and interpretable skill acquisition in multi-task reinforcement learning. *arXiv preprint arXiv:1712.07294*, 2017.
- [53] R. Sukkerd, R. Simmons, and D. Garlan. Toward explainable multi-objective probabilistic planning. In *2018 IEEE/ACM 4th International Workshop on Software Engineering for Smart Cyber-Physical Systems (SEsCPS)*, pages 19–25. IEEE, 2018.
- [54] R. S. Sutton and A. G. Barto. *Reinforcement learning: An introduction*. MIT press, 2018.
- [55] A. Tabrez and B. Hayes. Improving human-robot interaction through explainable reinforcement learning. In *2019 14th ACM/IEEE International Conference on Human-Robot Interaction (HRI)*, pages 751–753. IEEE, 2019.

- [56] E. L. Thorndike. *Animal Intelligence: Experimental Studies*. The Macmillan Company, New York, NY, USA, 1911.
- [57] A. Verma, V. Murali, R. Singh, P. Kohli, and S. Chaudhuri. Programmatically interpretable reinforcement learning. *arXiv preprint arXiv:1804.02477*, 2018.
- [58] O. Vinyals, T. Ewalds, S. Bartunov, P. Georgiev, A. S. Vezhnevets, M. Yeo, A. Makhzani, H. Küttler, J. Agapiou, J. Schrittwieser, et al. Starcraft II: A new challenge for reinforcement learning. *arXiv preprint arXiv:1708.04782*, 2017.
- [59] N. Wang, D. V. Pynadath, S. G. Hill, and A. P. Ground. Building trust in a human-robot team with automatically generated explanations. In *Proceedings of the Interservice/Industry Training, Simulation and Education Conference (I/ITSEC)*, volume 15315, pages 1–12, 2015.
- [60] N. Wang, D. V. Pynadath, and S. G. Hill. Trust calibration within a human-robot team: Comparing automatically generated explanations. In *The Eleventh ACM/IEEE International Conference on Human Robot Interaction*, pages 109–116. IEEE Press, 2016.
- [61] X. Wang, Y. Chen, J. Yang, L. Wu, Z. Wu, and X. Xie. A reinforcement learning framework for explainable recommendation. In *2018 IEEE International Conference on Data Mining (ICDM)*, pages 587–596. IEEE, 2018.
- [62] H. C. Warren. Mental association from Plato to Hume. *Psychological Review*, 23:208–230, 1916.
- [63] X. J. Yang, V. V. Unhelkar, K. Li, and J. A. Shah. Evaluating effects of user experience and system transparency on trust in automation. In *2017 12th ACM/IEEE International Conference on Human-Robot Interaction (HRI)*, pages 408–416. IEEE, 2017.