

# Riccati-based feedback stabilization for unstable Power system models

Mahtab Uddin\*, M. Monir Uddin† and Md. Abdul Hakim Khan‡

January 8, 2022

## Abstract

In this article, the objective is mainly focused on finding optimal control for the large-scale sparse unstable power system models using optimal feedback matrix achieved by the Riccati-based feedback stabilization process. Our aim is to solve the Continuous-time Algebraic Riccati Equations (CAREs) governed from large-scale unstable power system models, which are of index-1 descriptor systems with a sparse pattern. We propose the projection-based Rational Krylov Subspace Method (RKSM) for the computation of the solution of the CAREs, the novelties of RKSM are sparsity-preserving techniques and the implementation of time convenient recursive adaptive shift parameters. We modify the machine-independent Alternating Direction Implicit (ADI) technique based nested iterative Kleinman-Newton (KN) method and adjust this to solve the CAREs governed from large-scale sparse unstable power system models. We compare the results achieved by the Kleinman-Newton method with that of using the RKSM. The applicability and adaptability of the proposed methods are justified through the Brazilian Inter-Connected Power System (BIPS) models and their transient behaviors are comparatively analyzed by both tabular and graphical approaches.

**keywords:** Riccati equation, optimal control, feedback stabilization, RKSM, Kleinman-Newton method, LRCF-ADI method, power system model

## 1 Introduction

The dynamic of a large-scale power system model can be described by Differential Algebraic Equations (DAE) as

$$\begin{aligned} \dot{x}(t) &= f(x_1, x_2, P), & f : \mathbb{R}^{n_1+n_2+n_3} &\rightarrow \mathbb{R}^{n_1}, \\ 0 &= g(x_1, x_2, P), & g : \mathbb{R}^{n_1+n_2+n_3} &\rightarrow \mathbb{R}^{n_2}, \end{aligned} \quad (1)$$

---

\*Institute of Natural Sciences, United International University, Dhaka-1212, Bangladesh, mahtab@ins.uui.ac.bd

†Department of Mathematics and Physics, North south University, Dhaka-1229, Bangladesh, monir.uddin@northsouth.edu

‡Department of Mathematics, Bangladesh University of Engineering & Technology, Dhaka-1000, Bangladesh, mahkhan@math.buet.ac.bd

where  $x_1 \in X_1 \subset \mathbb{R}^{n_1}$  is the vector with differential variables,  $x_2 \in X_2 \subset \mathbb{R}^{n_2}$  is the vector with algebraic variables and  $P \in \mathbb{R}^{n_3}$  is the vector of parameters with  $n_1 + n_2 = n$  [1]. In the state-space, the dynamic state variables  $x_1$  and instantaneous variables  $x_2$  are defined for the specific system, where the parameter  $P$  defines the configuration and the operation condition.

The state variables in  $x_1$  are time dependent generator voltages and the parameter  $P$  is composed of the system parameter. The control devices together form  $f(x_1, x_2, P)$  and the power flow balance form  $g(x_1, x_2, P)$ . In case of voltage stability, some equations of the  $f(x_1, x_2, P)$  will not be considered. For a fixed parameter  $P_0$ , linearizing the system (1) around the equilibrium point will provide the following continuous-time Linear Time-Invariant (LTI) system with the input-output equations in the sparse form with the block matrices as

$$\underbrace{\begin{bmatrix} E_1 & 0 \\ 0 & 0 \end{bmatrix}}_E \underbrace{\begin{bmatrix} \dot{x}_1(t) \\ \dot{x}_2(t) \end{bmatrix}}_{\dot{x}(t)} = \underbrace{\begin{bmatrix} J_1 & J_2 \\ J_3 & J_4 \end{bmatrix}}_A \underbrace{\begin{bmatrix} x_1(t) \\ x_2(t) \end{bmatrix}}_{x(t)} + \underbrace{\begin{bmatrix} B_1 \\ B_2 \end{bmatrix}}_B u(t), \quad (2)$$

$$y(t) = \underbrace{\begin{bmatrix} C_1 & C_2 \end{bmatrix}}_C \begin{bmatrix} x_1(t) \\ x_2(t) \end{bmatrix} + D_a u(t).$$

where  $E, A \in \mathbb{R}^{n \times n}$ ,  $B \in \mathbb{R}^{n \times p}$ ,  $C \in \mathbb{R}^{m \times n}$  and  $D \in \mathbb{R}^{m \times p}$  with very large  $n$  and  $p, m \ll n$  represent differential coefficient matrix, state matrix, control multiplier matrix, state multiplier matrix and direct transmission map respectively [2]. In the system (2),  $x(t) \in \mathbb{R}^n$  and  $u(t) \in \mathbb{R}^p$  are the state vector and control (input), while  $y(t) \in \mathbb{R}^m$  is the output vector and considering  $x(t_0) = x_0$  as the initial state. In most of the state-space systems the direct transmission remains absent and because of that  $D = 0$ . Since  $E$  is singular (i.e.  $\det(E) = 0$ ), the system (2) is called the descriptor system [3, 4].

Here  $x_1 \in \mathbb{R}^{n_1}$ ,  $x_2 \in \mathbb{R}^{n_2}$  with  $n_1 + n_2 = n$  are state vectors and other sub-matrices are sparse in appropriate dimensions. If  $J_4$  is non-singular (i.e.  $\det(A) \neq 0$ ), the system is called the index-1 descriptor system [5]. In the current work, we will focus on the stabilization of index-1 descriptor system only. By proper substitution and elimination the descriptor system (2) can be converted to the generalized continuous-time LTI system is defined as

$$\begin{aligned} \mathcal{E}\dot{x}(t) &= \mathcal{A}x(t) + \mathcal{B}u(t), \\ y(t) &= \mathcal{C}x(t) + \mathcal{D}u(t), \end{aligned} \quad (3)$$

where, we have considered the following relations

$$\begin{aligned} x &:= x_1, \quad \mathcal{E} := E_1, \\ \mathcal{A} &:= J_1 - J_2 J_4^{-1} J_3, \quad \mathcal{B} := B_1 - J_2 J_4^{-1} B_2, \\ \mathcal{C} &:= C_1 - C_2 J_4^{-1} J_3, \quad \mathcal{D} := D_a - C_2 J_4^{-1} B_2. \end{aligned} \quad (4)$$

Continuous-time LTI systems are the pivot ingredient of the present control theory and many other fields of science and engineering [6]. The transfer functions  $G(s) = C(sE - A)^{-1} + D_a$  and  $\mathcal{G}(s) = \mathcal{C}(s\mathcal{E} - \mathcal{A})^{-1} + \mathcal{D}$  are obtained from the index-1 descriptor system (2) and the converted generalized system (3) are identical. Then, the systems (2) and (3) are equivalent.

Continuous-time Algebraic Riccati Equation (CARE) connected to the system (3) is defined as

$$\mathcal{A}^T X \mathcal{E} + \mathcal{E}^T X \mathcal{A} - \mathcal{E}^T X \mathcal{B} \mathcal{B}^T X \mathcal{E} + \mathcal{C}^T \mathcal{C} = 0. \quad (5)$$

CAREs appear in many areas of engineering applications; especially in mechanical and electrical models [7, 8]. If the closed-loop matrix  $\mathcal{A} - (\mathcal{B} \mathcal{B}^T) X \mathcal{E}$  is stable (i.e. all the eigenvalues have a negative real part), the solution  $X$  of (5) is called stabilizing. Then, the Hamiltonian matrix has no pure imaginary eigenvalues and  $X$  is unique [9]. In this paper our concentration is to find the solution of the CARE derived from unstable systems. Riccati-based feedback matrix has a prime role in the stabilization approaches for unstable power system models [10, 11]. To find an optimal feedback matrix  $K^o$ , the Linear Quadratic Regulator (LQR) problem technique can be applied, where the cost functional is defined as

$$J(u, x_0) = \int_0^\infty (x^T(t) \mathcal{C}^T \mathcal{C} x(t) + u^T(t) u(t)) dt. \quad (6)$$

The cost functional (6) can be optimized as  $J(u^0, x_0) = x_0^T X x_0$  by applying an optimal control  $u^0 = -K^o x(t)$  generated by the optimal feedback matrix  $K^o = \mathcal{B}^T X \mathcal{E}$  associated with the solution matrix  $X$  of the CARE (5). Using the optimal feedback matrix  $K^o$ , a unstable continuous-time LTI system can be optimally stabilized by replacing  $\mathcal{A}$  by  $\mathcal{A}_s = \mathcal{A} - \mathcal{B} K$ . The stabilized system can be written as

$$\begin{aligned} \mathcal{E} \dot{x}(t) &= \mathcal{A}_s x(t) + \mathcal{B} u(t), \\ y(t) &= \mathcal{C} x(t) + \mathcal{D} u(t). \end{aligned} \quad (7)$$

Fundamental discussion on the eligibility of Rational Krylov Subspace Method (RKSM) for the large-scale continuous-time LTI systems has provided by Simoncini and the application of adaptive RKSM to solve large-scale CARE for finding optimal control of the LTI systems have narrated by Druskin *et al.* [12, 13]. Also, Simoncini introduced two newer approaches of RKSM by means of Newton iterates [14]. Analysis of the basic properties of RKSM for solving large-scale CAREs subject to LTI systems investigated by Simoncini, where the author briefed a new concept of shift parameters [15]. Very detailed discussion on the numerical solution of large-scale CAREs and LQR based optimal control problems are given by Benner *et al.* [16], where the authors narrated the Newton methods and their extensions by means of Alternating Direction Implicit (ADI) technique, the shift selection process, stopping criteria and comparison between the ADI and RKSM techniques with supporting proofs. Hylla discussed extensions of the inexact Kleinman-Newton method and their convergences for solving CARE with analogous theorems [17].

Riccati-based boundary feedback stabilization of incompressible Navier-Stokes flow was introduced by Bansch *et al.* [18], where a detailed analysis of mathematical model formulation, numerical conversion, ROM construction, impact of non-dimensional quantities and the shift parameters were narrated. The numerical comparison of solvers for large-scale CAREs has been shown by Benner *et al.*, where several low-rank approximations of large-scale continuous-time LTI systems were illustrated with numerical evidence for justifying the robustness, rate of convergence, memory allocation and pattern preservation of the Reduced Order Model (ROM) in comparison to the original model [19]. Very recent work

on the solution of large-scale CARE by means of projected Kleinman-Newton method has been published by Palitta, where extended forms of RKSM were introduced and extensions of Kleinman-Newton methods were established for generalized CAREs subject to continuous-time LTI systems arise from engineering applications [20].

There is a scarcity of efficient computational solvers or feasible simulation tools for large-scale CAREs governed from the unstable power system models. RKSM can be used efficiently as the linearization by ignoring quadratic term and initial ad-hoc parameter implementation enhances the rapid convergence for the projection-based RKSM approach [21]. RKSM can be applied efficiently in the perturbed systems as well [14]. Low-Rank Cholesky-Factor ADI (LRCF-ADI) combined Kleinman-Newton method is suitable for solving CARE if some prior parameters are available [18]. We are proposing an extended form of the RKSM algorithm provided in [15] for the unstable power system models and implement for Riccati-based feedback stabilization. Also, a modified form of LRCF-ADI based Kleinman-Newton method discussed in [22] for solving CARE subject unstable power system models and corresponding stabilization approach is proposed. The proposed techniques are applied for the stabilization of the transient behaviors of unstable Brazilian Inter-Connected Power System (BIPS) models. Moreover, the comparison of the computational results will be provided in both tabular and graphical methods.

## 2 Preliminaries

In this section, we discuss background and derivation of the Rational Krylov Subspace Method (RKSM) technique for solving Riccati equation, basic structure of the Kleinman-Newton method and derivation of Low-Rank Cholesky-Factor Alternative Direction Implicit (LRCF-ADI) method for solving Lyapunov equations.

### 2.1 RKSM Technique for Solving Riccati Equations

In [15] Simoncini applied RKSM approach for solving the CARE in the form

$$A^T X E + E^T X A - E^T X B B^T X E + C^T C = 0, \quad (8)$$

associated with the continuous-time LTI system

$$\begin{aligned} E\dot{x}(t) &= Ax(t) + Bu(t), \\ y(t) &= Cx(t) + Du(t). \end{aligned} \quad (9)$$

Finding the solution of the large-scale CARE (8) is highly time consuming and needs huge memory for storing its solution. If the eigenvalues of the matrix pair  $(A, E)$  satisfy  $\lambda_i + \bar{\lambda}_j \neq 0, \forall i, j = 1, 2, \dots, n$ , that ensures the solution  $X$  of the CARE (8) exists and unique. Through RKSM the low-rank factor  $Z$  of the approximate solution  $\hat{X}$  of the CARE (8) needs to be estimated, such that  $X \approx \hat{X} = ZZ^T$ . This process is manipulated by projecting the system onto the lower dimensional rational Krylov subspace, that is an iterative approach. We are assuming the projection has the property as

$$X \approx V\tilde{X}V^T; \quad V \in \mathbb{R}^{n \times r}, \quad \tilde{X} \in \mathbb{R}^{r \times r}.$$

The orthogonal projector  $V$  spanned by the  $m$ -dimensional rational Krylov subspace for a set of shift parameters  $\mu_i \in \mathbb{C}^+; i = 1, 2, \dots, m$  is defined as

$$\mathcal{K}_m = \text{span} \left( C^T, (A^T - \mu_1 E)^{-1} C^T, \dots, \prod_{i=1}^m (A^T - \mu_i E)^{-1} C^T \right).$$

If  $\theta_j$  are the eigenvalues of  $(V_m^T A V_m, V_m^T E V_m; \mathbb{S}_m \in \mathbb{C}^+)$  approximates the mirror eigen-space of  $A - BB^T X_m$  and  $\delta \mathbb{S}_m$  is its border, the shifts are computed from

$$\mu_{m+1} = \arg \left( \max_{\mu \in \delta \mathbb{S}_m} \left| \frac{\prod_{i=1}^m (\mu - \mu_j)}{\prod_{i=1}^m (\mu - \theta_j)} \right| \right).$$

According to the Galerkin condition and after simplification by matrix algebra, a low-rank CARE can be obtained as

$$\begin{aligned} V^T (A^T X E + E^T X A - E^T X B B^T X E + C^T C) V &= 0, \\ \hat{A}^T \hat{X} \hat{E} + \hat{E}^T \hat{X} \hat{A} - \hat{E}^T \hat{X} \hat{B} \hat{B}^T \hat{X} \hat{E} + \hat{C}^T \hat{C} &= 0, \end{aligned} \quad (10)$$

where  $\hat{X} = V^T X V, \hat{E} = V^T E V, \hat{A} = V^T A V, \hat{B} = V^T B$  and  $\hat{C} = C V$ . The equation (10) is an approximated low-rank CARE and can be solved by any conventional method or MATLAB `care` command. Here  $\hat{X}$  is taken as low-rank approximation of  $X$ , corresponding to the low-rank CARE (10). Then residual of the  $(m+1)$ -th iteration is

$$\|\mathcal{R}_m\|_F = \|S J S^T\|_F; \quad J = \begin{bmatrix} 0 & 1 & 0 \\ 1 & 0 & 1 \\ 0 & 1 & 0 \end{bmatrix},$$

where  $\|\cdot\|_F$  denotes the Frobenius norm and  $S$  is a block upper triangular matrix in the QR factorization of the matrix  $U$  derived as

$$U = \begin{bmatrix} v_{m+1} \mu_{m+1} \\ E^T V_m \hat{X} H_m^{-1} e_m h_{m+1,m}^T \\ -(I - V_m V_m^T) A^T v_{m+1} \end{bmatrix}^T,$$

where  $H_m$  is a block upper Hessenberg matrix and  $e_m$  is the matrix formed by the last  $p$  columns of the  $mp$ -order identity matrix. For  $C^T = QR$  such that  $R = \beta$ , the relative-residual can be estimated as

$$\|\mathcal{R}_m\|_{(relative)} = \frac{\|\mathcal{R}_m\|_F}{\|\beta^T \beta\|_F}.$$

The low-rank solution  $\hat{X}$  is symmetric, positive definite and can be factorized as  $\hat{X} = Y Y^T$ . Using the matrix property, the original solution  $X$  can be reproduced as  $X = V \hat{X} V^T$ . By the eigenvalue decomposition to the approximate solution  $\hat{X}$  and truncating the negligible eigenvalues, the possible lowest order factor  $Z$  of  $X$  can be estimated. The factorization will be carried out as

$$\begin{aligned} X &= V \hat{X} V^T = V (T \Lambda T^T) V^T \\ &= V \begin{bmatrix} T_1 & T_2 \end{bmatrix} \begin{bmatrix} \Lambda_1 & 0 \\ 0 & \Lambda_2 \end{bmatrix} \begin{bmatrix} T_1^T \\ T_2^T \end{bmatrix} V^T \\ &= V T_1 \Lambda_1 T_1^T V^T = (V T_1 \Lambda_1^{\frac{1}{2}}) (V T_1 \Lambda_1^{\frac{1}{2}})^T \\ &= Z Z^T. \end{aligned}$$

Summary of the above process is given in the Algorithm-1.

**Algorithm 1: G-RKSM.**

**Input :**  $E, A, B, C, i_{max}$  (number of iterations) and  $\mu_i$  (initial shifts).  
**Output:** Low-rank factored solution  $Z$  such that  $X \approx ZZ^T$ .  
1 Compute  $QR = C^T$  (QR factorization).  
2 Choose  $V_1 = Q$ .  
3 **while** *not converged* **or**  $m \leq i_{max}$  **do**  
4     Solve  $v_m = (A^T - \mu_{m+1}E^T)^{-1}V_m$ .  
5     Compute shift for the next iteration.  
6     Using Arnoldi algorithm orthogonalize  $v_m$  against  $V_m$  to obtain  $v_{m+1}$ , such that  $V_{m+1} = [V_m, v_{m+1}]$ .  
7     Assuming  $\hat{E} = V_{m+1}^T E V_{m+1}$ ,  $\hat{A} = V_{m+1}^T A V_{m+1}$ ,  $\hat{B} = V_{m+1}^T B$  and  $\hat{C} = C V_{m+1}$ , for  $\hat{X}$  solve the reduced-order Riccati equation  $\hat{A}^T \hat{X} \hat{E} + \hat{E}^T \hat{X} \hat{A} - \hat{E}^T \hat{X} \hat{B} \hat{B}^T \hat{X} \hat{E} = -\hat{C}^T \hat{C}$ .  
8     Compute  $\|\mathcal{R}_m\|_{(\text{relative})}$  for convergence.  
9 **end while**  
10 Compute eigenvalue decomposition  

$$\hat{X} = T \Lambda T^T = \begin{bmatrix} T_1 & T_2 \end{bmatrix} \begin{bmatrix} \Lambda_1 & 0 \\ 0 & \Lambda_2 \end{bmatrix} \begin{bmatrix} T_1^T \\ T_2^T \end{bmatrix}.$$
  
11 For negligible eigenvalues truncate  $\Lambda_2$  and compute  $Z = V_{m+1} T_1 \Lambda_1^{\frac{1}{2}}$ .

## 2.2 Kleinman-Newton Method

Consider the CARE defined for the system (3) as

$$A^T X E + E^T X A - E^T X B B^T X E + C^T C = 0. \quad (11)$$

The residual  $\mathcal{R}(X)$  of the CARE (11) is

$$\mathcal{R}(X) = A^T X E + E^T X A - E^T X B B^T X E + C^T C. \quad (12)$$

Form the Fre'chet derivative, we have

$$\mathcal{R}'(Z) = (A - B B^T X E)^T Z E + E^T Z (A - B B^T X E). \quad (13)$$

Again, consider the Newton iteration and apply (13), we have

$$\mathcal{R}'(\Delta X_i) + \mathcal{R}(X_i) = 0. \quad (14)$$

Now, put  $\Delta X_i = X_{i+1} - X_i$  in (14). Then, after simplification we get

$$(A - B B^T X_i E)^T X_{i+1} E + E^T X_{i+1} (A - B B^T X_i E) = -C^T C - E^T X_i B B^T X_i E. \quad (15)$$

Now consider  $\tilde{A}_i = A - B B^T X_i E$  and  $W_i = [C^T \quad E^T X_i B]$ , then equation (15) reduces to a generalized Lyapunov equation such as

$$\tilde{A}_i^T X_{i+1} E + E^T X_{i+1} \tilde{A}_i = -W_i W_i^T. \quad (16)$$

The generalized Lyapunov equation (16) can be solved for  $X_{i+1}$  by any conventional method, such as Low-Rank Cholesky-Factor Alternative Direction Implicit (LRCF-ADI) method and the corresponding feedback matrix  $K_{i+1} = B^T X_{i+1} E$  can be estimated. The whole mechanism is called the Kleinman-Newton method [23] for solving generalized CARE. The summary of the method is given in Algorithm-2.

**Algorithm 2:** Kleinman-Newton.

**Input :**  $\mathcal{E}, \mathcal{A}, \mathcal{B}, \mathcal{C}$  and  $X_0$  (initial assumption).  
**Output:** Approximate solution  $X$  and feedback matrix  $K$ .  
**1 while**  $i \leq i_{max}$  **do**  
**2**    Compute  $\tilde{\mathcal{A}}_i = \mathcal{A} - \mathcal{B}\mathcal{B}^T X_i \mathcal{E}$  and  $\mathcal{W}_i = [\mathcal{C}^T \quad \mathcal{E}^T X_i \mathcal{B}]$ ;  
**3**    For  $X_{i+1}$ , solve  $\tilde{\mathcal{A}}_i^T X_{i+1} \mathcal{E} + \mathcal{E}^T X_{i+1} \tilde{\mathcal{A}}_i = -\mathcal{W}_i \mathcal{W}_i^T$ ;  
**4**    Compute  $K_{i+1} = \mathcal{B}^T X_{i+1} \mathcal{E}$ .  
**5 end while**

### 2.3 LRCF-ADI Method for Solving Lyapunov Equations

The generalized Continuous-time Algebraic Lyapunov Equation (CALE) associated with the continuous-time LTI system (9) is

$$A^T X E + E^T X A = -C^T C. \quad (17)$$

The shift parameters  $\mu_i \in \mathbb{C}^-$  are allowed and the initial iteration is taken as  $X_0 = X_0^T \in \mathbb{R}^{n \times n}$ . Assume  $Z_i \in \mathbb{R}^{n \times ip}$  as the low-rank Cholesky factor of  $X_i \in \mathbb{R}^{n \times n}$  such that  $X_i = Z_i Z_i^T$  [24]. Then by applying Cholesky factor, the low-rank ADI scheme can be found by starting  $Z_0 = 0_{n \times p}$ . Thus, the ADI algorithm can be reformulated in terms of Cholesky factor  $Z_i$  of  $X_i$  and there will be no need to estimate or store  $X_i$  at each iteration as only  $Z_i$  is required [25]. The initial form of Cholesky factor ADI which computes the Cholesky factor  $Z_i$  of  $X_i$  is

$$\begin{aligned} Z_1 &= \sqrt{-2 \operatorname{Re}(\mu_1)} (A^T + \mu_1 E^T)^{-1} C^T \in \mathbb{R}^{n \times p}, \\ Z_i &= [\sqrt{-2 \operatorname{Re}(\mu_i)} (A^T + \mu_i E^T)^{-1} C^T \quad (A^T + \mu_i E^T)^{-1} (A^T - \bar{\mu}_i E^T) Z_{i-1}] \in \mathbb{R}^{n \times ip}. \end{aligned} \quad (18)$$

Consider the following assumptions

$$\begin{aligned} \gamma_i &= \sqrt{-2 \operatorname{Re}(\mu_i)}, \quad F_i = (A^T + \mu_i E^T)^{-1} C^T, \\ G_i &= (A^T + \mu_i E^T)^{-1} (A^T - \bar{\mu}_i E^T), \quad H_{i,j} = (A^T - \bar{\mu}_i E^T) (A^T + \mu_i E^T)^{-1}. \end{aligned} \quad (19)$$

Applying the assumptions provided by (19) in (18) and considering the commutativity of the terms of assumptions, for  $i \geq 1$  reversing the order of the shift parameters low-rank ADI iterations yield the form as

$$\begin{aligned} V_1 &= (A^T + \mu_1 E^T)^{-1} C^T, \\ Z_1 &= \gamma_1 V_1 = \sqrt{-2 \operatorname{Re}(\mu_1)} (A^T + \mu_1 E^T)^{-1} C^T, \\ V_i &= H_{i-1,i} V_{i-1} = V_{i-1} - (\mu_i + \bar{\mu}_{i-1}) (A^T + \mu_i E^T)^{-1} E^T V_{i-1}, \\ Z_i &= [Z_{i-1} \quad \gamma_i V_i] = [Z_{i-1} \quad \sqrt{-2 \operatorname{Re}(\mu_i)} V_i]. \end{aligned} \quad (20)$$

To find the modified form of ADI method for the generalized system,  $\delta_i = \frac{\operatorname{Re}(\mu_i)}{\operatorname{Im}(\mu_i)}$  needs to be assumed [26]. Then the following matrix can be obtained

$$[V_i \quad V_{i+1}] = [\gamma_i (\operatorname{Re}(V_i) + \delta_i \operatorname{Im}(V_i)) \quad \gamma_i \sqrt{\delta_i^2 + 1} \operatorname{Im}(V_i)]. \quad (21)$$

Then, for a pair of complex conjugate shifts at any iteration, the low-rank factor  $Z_i$  can be computed as

$$Z_{i+1} = [Z_{i-1} \quad \gamma_i (\operatorname{Re}(V_i) + \delta_i \operatorname{Im}(V_i)) \quad \gamma_i \sqrt{\delta_i^2 + 1} \operatorname{Im}(V_i)]. \quad (22)$$

**Algorithm 3:** G-LRCF-ADI (Real Version).

**Input :**  $E, A, C, \tau$  (tolerance),  $i_{max}$  (number of iterations) and shift parameters  $\{\mu_j\}_{j=1}^{i_{max}}$ .

**Output:** Low-rank Cholesky-factor  $Z$  such that  $X \approx ZZ^T$ .

```

1 Consider  $W_0 = C^T$ ,  $Z_0 = []$  and  $i = 1$ .
2 while  $\|W_{i-1}W_{i-1}^T\| \geq \tau$  or  $i \leq i_{max}$  do
3   Solve  $V_i = (A^T + \mu_i E^T)^{-1}W_{i-1}$ .
4   if  $\text{Im}(\mu_i) = 0$  then
5     Update  $Z_i = [Z_{i-1} \quad \sqrt{-2\mu_i}V_i]$ ,
6     Compute  $W_i = W_{i-1} - 2\mu_i E^T V_i$ .
7   else
8     Assume  $\gamma_i = \sqrt{-2\text{Re}(\mu_i)}$ ,  $\delta_i = \frac{\text{Re}(\mu_i)}{\text{Im}(\mu_i)}$ ,
9     Update  $Z_{i+1} = \begin{bmatrix} Z_{i-1}, & \gamma_i(\text{Re}(V_i) + \delta_i \text{Im}(V_i)), \\ & \gamma_i \sqrt{\delta_i^2 + 1} \text{Im}(V_i) \end{bmatrix}$ ,
10    Compute  $W_{i+1} = W_{i-1} + 2\gamma_i^2 E^T [\text{Re}(V_i) + \delta_i \text{Im}(V_i)]$ .
11     $i = i + 1$ 
12  end if
13   $i = i + 1$ 
14 end while

```

Now for all  $\mu_i \notin \Lambda(A)$ , using the Stein equation with the complex Cayley type transformation  $H_{i,j}$  in (17) we can apply Lemma-5.2 & Lemma-5.3 provided in [23], to obtain residual of the LRCF-ADI iterations as

$$\begin{aligned} \mathcal{R}(Z_i) &= A^T(Z_i Z_i^T - ZZ^T)E + E^T(Z_i Z_i^T - ZZ^T)A \\ &= W_i W_i^T, \end{aligned} \quad (23)$$

with the residual factor  $W_i = (\prod_{j=1}^m (A^T - \bar{\mu}_j E^T)(A^T + \mu_j E^T)^{-1}) C^T$ . Then the relation for  $V_i$  can be derived as

$$V_i = (A^T + \mu_i E^T)^{-1} W_{i-1}. \quad (24)$$

Then, using (24) the residual factor  $W_i$  can be derived in a recursive form as

$$W_i = W_{i-1} - 2\text{Re}(\mu_i) E^T V_i. \quad (25)$$

In case of real setting,  $\mu_{i+1} := \bar{\mu}_i$  needs to be considered to find the following form

$$W_{i+1} = W_{i-1} + 2\gamma_i^2 E^T [\text{Re}(V_i) + \delta_i \text{Im}(V_i)]. \quad (26)$$

The details of the above derivation can be found in [27] and references therein. The summary of above techniques is given in the Algorithm-(3).

### 3 Solving Riccati Equations Arising from the Index-1 Descriptor Systems

In this section, we discuss the RKSM techniques for solving Riccati equation derived from unstable power system models. Stopping criteria, sparsity preservation, and estimation of the optimal feedback matrix are discussed. Also, LRCF-ADI based Kleinman-Newton method with the adjustment for unstable systems and finding the optimal feedback matrix are discussed. Finally, Riccati based feedback stabilized system is shown.



### 3.1 Rational Krylov Subspace Method

Let us consider the continuous-time LTI system (3) and introduce an orthogonal projector  $V$  spanned by the  $m$  dimensional rational Krylov subspace for a set of given shift parameters  $\mu_i \in \mathbb{C}; i = 1, 2, \dots, m$  is defined as

$$\mathcal{K}_m = \text{span} \left( \mathcal{C}^T, (\mathcal{A}^T - \mu_1 \mathcal{E})^{-1} \mathcal{C}^T, \dots, \prod_{i=1}^m (\mathcal{A}^T - \mu_i \mathcal{E})^{-1} \mathcal{C}^T \right).$$

For the quick and smooth convergence of the the proposed algorithm, adjustable shift selection is crucial and we are adopting adaptive shift approach for index-1 descriptor systems [28]. This process required to be recursive and in each steps the subspace to all the  $V_i$  generated with the current set of shifts will be extended.

Again, consider the CARE (5) and apply the Galerkin condition on it. Then, after the simplification by matrix algebra, a low-rank CARE can be achieved as

$$\begin{aligned} V^T (\mathcal{A}^T X \mathcal{E} + \mathcal{E}^T X \mathcal{A} - \mathcal{E}^T X \mathcal{B} \mathcal{B}^T X \mathcal{E} + \mathcal{C}^T \mathcal{C}) V &= 0, \\ \hat{\mathcal{A}}^T \hat{X} \hat{\mathcal{E}} + \hat{\mathcal{E}}^T \hat{X} \hat{\mathcal{A}} - \hat{\mathcal{E}}^T \hat{X} \hat{\mathcal{B}} \hat{\mathcal{B}}^T \hat{X} \hat{\mathcal{E}} + \hat{\mathcal{C}}^T \hat{\mathcal{C}} &= 0, \end{aligned} \quad (27)$$

where,  $\hat{X} = V^T X V$ ,  $\hat{\mathcal{E}} = V^T \mathcal{E} V$ ,  $\hat{\mathcal{A}} = V^T \mathcal{A} V$ ,  $\hat{\mathcal{B}} = V^T \mathcal{B}$  and  $\hat{\mathcal{C}} = \mathcal{C} V$ . The equation (27) is a low-rank CARE and can be solved by MATLAB `care` command or any existing methods, such as Schur-decomposition method.

#### 3.1.1 Stopping Criteria

The rational Krylov subspace  $\mathcal{K}_m = \text{span}(V_m)$  for  $m \geq 1$  satisfies the Arnoldi relation as follows

$$\mathcal{A}^T V_m = V_m T_m + v_{m+1} g_m^T; \quad V_m^T V_m = I, \quad (28)$$

where  $\hat{v}_{m+1} \beta = v_{m+1} \mu_m - (I - V_m V_m^T) \mathcal{A}^T v_{m+1}$  is the QR decomposition of the right hand side matrix with  $g_m^T = \beta h_{m+1,m} e_m^T H_m^{-1}$ . Let the columns of  $V_m$  be an orthonormal basis of the rational Krylov subspace  $\mathcal{K}_m$  with  $D_m = \text{diag}(\mu_1, \mu_2, \dots, \mu_m)$ . Then the projected matrix  $T_m$  satisfies

$$T_m = V_m^T \mathcal{A} V_m = \left( I + H_m D_m - V_m^T \mathcal{A} v_{m+1} h_{m+1,m} e_m^T \right) H_m^{-1}. \quad (29)$$

The matrix  $H_{m+1,m} = \begin{bmatrix} H_m \\ h_{m+1,m} e_m^T \end{bmatrix}$  contains the orthogonalization co-efficient that generates the orthogonal columns of  $V_{m+1}$  and  $e_m$  is the last  $p$  columns of the  $mp$ -th order identity matrix. Assume  $g = (I - V_m V_m^T) \mathcal{A}^T v_{m+1}$  and consider the QR factorization  $\mathcal{C}^T = V_1 \beta_0$ . Then, by putting the relations in equation (28), the relation can be defined as

$$\mathcal{A}^T V_m = V_m T_m + v_{m+1} \mu_m h_{m+1,m} e_m^T H_m^{-1} - g h_{m+1,m} e_m^T H_m^{-1}. \quad (30)$$

The residual of the CARE (5) can be written as

$$\mathcal{R} = \mathcal{A}^T X \mathcal{E} + \mathcal{E}^T X \mathcal{A} + \mathcal{E}^T X \mathcal{B} \mathcal{B}^T X \mathcal{E} + \mathcal{C}^T \mathcal{C}. \quad (31)$$

Consider the approximate solution using the low-rank solution  $\hat{X}$  as  $X = V_m \hat{X} V_m^T$

and equation (29), then applying (30) in (31), we get

$$\begin{aligned}
\mathcal{R}_m &= v_{m+1}\mu_m h_{m+1,m} e_m^T H_m^{-1} \hat{X}_m V_m^T \mathcal{E} - g h_{m+1,m} e_m^T H_m^{-1} \hat{X}_m V_m^T \mathcal{E} \\
&\quad + \mathcal{E}^T V_m \hat{X}_m H_m^{-T} e_m h_{m+1,m} \mu_m^T v_{m+1}^T - \mathcal{E}^T V_m \hat{X}_m H_m^{-T} e_m h_{m+1,m} g^T + V_m T_m^T \hat{X}_m V_m^T \mathcal{E} \\
&\quad + \mathcal{E}^T V_m \hat{X}_m T_m V_m^T + \mathcal{E}^T X B B^T X \mathcal{E} + \mathcal{C}^T \mathcal{C}, \\
&= [v_{m+1}\mu_m \quad \mathcal{E}^T V_m \hat{X}_m H_m^{-T} e_m h_{m+1,m}^T \quad -g] \begin{bmatrix} 0 & 1 & 0 \\ 1 & 0 & 1 \\ 0 & 1 & 0 \end{bmatrix} \begin{bmatrix} \mu_m^T v_{m+1}^T \\ h_{m+1,m} e_m^T H_m^{-1} \hat{X}_m^T V_m^T \mathcal{E} \\ -g^T \end{bmatrix} \\
&= S J S^T; \quad J = \begin{bmatrix} 0 & 1 & 0 \\ 1 & 0 & 1 \\ 0 & 1 & 0 \end{bmatrix}.
\end{aligned} \tag{32}$$

where  $S$  is a block upper triangular matrix in the QR factorization of the matrix  $U$  is defined as

$$U = \begin{bmatrix} v_{m+1}\mu_{m+1} \\ \mathcal{E}^T V_m \hat{X}_m H_m^{-1} e_m h_{m+1,m}^T \\ -(I - V_m V_m^T) A^T v_{m+1} \end{bmatrix}^T.$$

For  $\mathcal{C}^T = QR$  such that  $R = \beta$  the relative-residue can be estimated as follows

$$\|\mathcal{R}_m\|_{(relative)} = \frac{\|\mathcal{R}_m\|_F}{\|\beta^T \beta\|_F}.$$

### 3.1.2 Sparsity Preservation

The matrix  $\mathcal{A}$  in (3) is in dense form and the convergence of the converted system very slow and has poor efficiency. So, to bypass these drawbacks at each iterations a shifted linear system need to be solved for  $v_i$  as

$$\begin{aligned}
&(\mathcal{A}^T - \mu_i \mathcal{E}) v_i = V_{i-1}, \\
&\text{or, } ((J_1 - J_2 J_4^{-1} J_3)^T - \mu_i E_1) v_i = V_{i-1}, \\
&\text{or, } \begin{bmatrix} J_1 - \mu_i E_1 & J_2 \\ J_3 & J_4 \end{bmatrix}^T \begin{bmatrix} v_i \\ \Gamma \end{bmatrix} = \begin{bmatrix} V_{i-1} \\ 0 \end{bmatrix}.
\end{aligned} \tag{33}$$

Here  $\Gamma = -J_4^{-1} J_3 v_i$  is the truncated term. The linear system (33) is higher dimensional but sparse and can be solved by the conventional sparse-direct solvers very efficiently [27]. The matrices in converted system are in the dense form and this is contradictory to the aim of the work. To resolve this issue and For the improvement of the consistency of the RKSM approach, explicit form of the reduced-order matrices will not be used to construct reduced-order system. The sparsity preserving reduced-order matrices can be attained by following way

$$\begin{aligned}
\hat{\mathcal{E}} &= V^T E_1 V, \quad \hat{\mathcal{A}} = V^T J_1 V - (V^T J_2) J_4^{-1} (J_3 V), \\
\hat{\mathcal{B}} &= V^T B_1 - (V^T J_2) J_4^{-1} B_2, \quad \hat{\mathcal{C}} = C_1 V - C_2 J_4^{-1} (J_3 V).
\end{aligned} \tag{34}$$

### 3.1.3 Treatment for the Unstable Systems

If the system is unstable, a Bernoulli stabilization is required through an initial-feedback matrix  $K_0$  to estimate  $\mathcal{A}_f = \mathcal{A} - \mathcal{A} K_0$  and the matrix  $\mathcal{A}$  needs to be replaced [29]. Then, the system (3) and CARE (5) need to be re-defined as

$$\begin{aligned}
\mathcal{E} \dot{x}(t) &= \mathcal{A}_f x(t) + \mathcal{B} u(t), \\
y(t) &= \mathcal{C} x(t) + \mathcal{D} u(t).
\end{aligned} \tag{35}$$

$$\mathcal{A}_f^T X \mathcal{E} + \mathcal{E}^T X \mathcal{A}_f - \mathcal{E}^T X \mathcal{B} \mathcal{B}^T X \mathcal{E} + \mathcal{C}^T \mathcal{C} = 0. \quad (36)$$

Then, for every iterations  $K = \hat{\mathcal{B}}^T \hat{X} V^T \mathcal{E}$  needs to be updated by the solution  $\hat{X}$  of (10) and the rational Krylov subspace for the projector  $V$  needs to be redefined as

$$\mathcal{K}_m = \text{span} \left( \mathcal{C}^T, (\mathcal{A}_f^T - \mu_1 \mathcal{E})^{-1} \mathcal{C}^T, \dots, \prod_{i=1}^m (\mathcal{A}_f^T - \mu_i \mathcal{E})^{-1} \mathcal{C}^T \right).$$

For the stabilized system using the initial-feedback matrix  $K_0$ , the expressions (33) can be written as

$$\begin{aligned} (\mathcal{A}_f^T - \mu_i \mathcal{E}) v_i &= V_{i-1}, \\ \text{or, } (((J_1 - B_1 K_0) - J_2 J_4^{-1} (J_3 - B_2 K_0))^T - \mu_i E_1) v_i &= V_{i-1}, \\ \text{or, } \begin{bmatrix} (J_1 - B_1 K_0) - \mu_i E_1 & J_2 \\ J_3 - B_2 K_0 & J_4 \end{bmatrix}^T \begin{bmatrix} v_i \\ * \end{bmatrix} &= \begin{bmatrix} V_{i-1} \\ 0 \end{bmatrix}. \end{aligned} \quad (37)$$

### 3.1.4 Estimation of the Optimal Feedback Matrix

The low-rank solution  $\hat{X}$  is symmetric and positive definite and can be factorized as  $\hat{X} = Y Y^T$ . The original solution can be reproduced as  $X = V \hat{X} V^T = V Y (V Y)^T$ . Finally, the desired low-rank factored solution  $Z = V Y$  of the CARE (5) will be stored and the optimal feedback matrix  $K^o = \mathcal{B}^T X \mathcal{E} = \mathcal{B}^T (Z Z^T) \mathcal{E}$  can be estimated. This process is iterative and will continue until the desired convergence is achieved. The whole process is summarized in the Algorithm-4.

### 3.1.5 Sherman-Morrison-Woodbury Formula

To evaluate the shifted linear system (37), explicit inversion of  $\mathcal{A} - \mathcal{B} K$  should be avoided in practice, instead the *Sherman-Morrison-Woodbury* formula needs to be used as follows

$$(\mathcal{A} - \mathcal{B} K)^{-1} = \mathcal{A}^{-1} + \mathcal{A}^{-1} \mathcal{B} (I - K \mathcal{A}^{-1} \mathcal{B})^{-1} K \mathcal{A}^{-1}.$$

## 3.2 LRKF-ADI Based Kleinman-Newton Method

In each iteration of Algorithm-2, the generalized Lyapunov equation needs to be solved for once and there are several techniques available to do it. In his Ph.D. thesis, Patrick discussed low-rank ADI approaches (Algorithm-3.2 chapter-3 and Algorithm-6.2 in chapter-6) for solving generalized Lyapunov equation derived from generalized CARE in the iterative loops of Kleinman-Newton algorithm [22]. Now, we need to implement them for the index-1 descriptor system. For the adjustment, some modifications are required as given below.

### 3.2.1 Treatment for the Unstable Systems

For the unstable descriptor system, initial feedback matrix  $K_0$  needs to be introduced and instead of  $(\tilde{\mathcal{A}}^{(i)}, \mathcal{E})$ , corresponding shift parameters are needed to be computed from eigen-pair  $(\tilde{\mathcal{A}}^{(i)} - \mathcal{B} K_0, \mathcal{E})$ . The sparse form of the eigen-pair can be structured as

$$\begin{aligned} (\tilde{\mathcal{A}}^{(i)} - \mathcal{B} K_0, \mathcal{E}) &= ((\mathcal{A} - \mathcal{B} K_0) - \mathcal{B} \mathcal{B}^T (Z^{(i)} (Z^{(i)})^T) \mathcal{E}, \mathcal{E}), \\ &= \left( \begin{bmatrix} (J_1 - B_1 K_0) - B_1 B_1^T (Z^{(i)} (Z^{(i)})^T) E_1 & J_2 \\ (J_3 - B_2 K_0) - B_2 B_1^T (Z^{(i)} (Z^{(i)})^T) E_1 & J_4 \end{bmatrix}, \begin{bmatrix} E_1 & 0 \\ 0 & 0 \end{bmatrix} \right). \end{aligned} \quad (38)$$

**Algorithm 4:** RKSM (Sparse).

**Input :**  $E_1, J_1, J_2, J_3, J_4, B_1, B_2, C_1, C_2, K_0$  (initial feedback matrix)  
 $i_{max}$  (number of iterations) and  $\mu_i$  (initial shifts).  
**Output:** Low-rank factored solution  $Z$  such that  $X \approx ZZ^T$  and  
optimal feedback matrix  $K^o$ .

- 1 Compute  $QR = (C_1 - C_2 J_4^{-1} J_3)^T$  (QR factorization).
- 2 Choose  $V_1 = Q$ .
- 3 Choose  $K = K_0$ .
- 4 **while** *not converged* **or**  $m \leq i_{max}$  **do**
- 5     Solve the linear system (37) for  $v_m$ .
- 6     Compute adaptive shifts for the next iterations (if store is empty).
- 7     Using Arnoldi algorithm orthogonalize  $v_m$  against  $V_m$  to obtain  
 $v_{m+1}$ , such that  $V_{m+1} = [V_m, v_{m+1}]$ .
- 8     Assuming  $\hat{\mathcal{E}}, \hat{\mathcal{A}}, \hat{\mathcal{B}}$  and  $\hat{\mathcal{C}}$  are defined in (34), for  $\hat{X}$  solve the  
reduced-order Riccati equation  
 $\hat{\mathcal{A}}^T \hat{X} \hat{\mathcal{E}} + \hat{\mathcal{E}}^T \hat{X} \hat{\mathcal{A}} - \hat{\mathcal{E}}^T \hat{X} \hat{\mathcal{B}} \hat{\mathcal{B}}^T \hat{X} \hat{\mathcal{E}} = -\hat{\mathcal{C}}^T \hat{\mathcal{C}}$ .
- 9     Update  $K = (\hat{\mathcal{B}}^T \hat{X}) V_{m+1} E_1$ .
- 10    Compute  $\|\mathcal{R}_m\|_{(\text{relative})}$  for convergence.
- 11 **end while**
- 12 Compute eigenvalue decomposition  
 $\hat{X} = T \Lambda T^T = \begin{bmatrix} T_1 & T_2 \end{bmatrix} \begin{bmatrix} \Lambda_1 & 0 \\ 0 & \Lambda_2 \end{bmatrix} \begin{bmatrix} T_1^T \\ T_2^T \end{bmatrix}$ .
- 13 For negligible eigenvalues truncate  $\Lambda_2$  and construct  $Z = V_{m+1} T_1 \Lambda_1^{\frac{1}{2}}$ .
- 14 Compute the optimal feedback matrix  
 $K^o = (B_1 - J_2 J_4^{-1} B_2)^T (ZZ^T) E_1$ .

To find  $V_j^{(i)}$ , in each ADI (inner) iteration a shifted linear system needs to be solved as

$$\begin{aligned} ((\tilde{\mathcal{A}}^{(i)} - \mathcal{B}K_0) + \mu_j^{(i)} \mathcal{E})^T V_j^{(i)} &= \mathcal{W}_{j-1}^{(i)}, \\ \text{or, } ((\mathcal{A} - \mathcal{B}K_0) - \mathcal{B}\mathcal{B}^T (Z_{j-1}^{(i)} (Z_{j-1}^{(i)})^T) \mathcal{E} + \mu_j^{(i)} \mathcal{E})^T V_j^{(i)} &= \mathcal{W}_{j-1}^{(i)}. \end{aligned} \quad (39)$$

Thus,  $V_j^{(i)}$  can be obtained from the sparse form of the shifted linear system structured as

$$\begin{aligned} \begin{bmatrix} (J_1 - B_1 K_0) - B_1 B_1^T (Z_{j-1}^{(i)} (Z_{j-1}^{(i)})^T) E_1 + \mu_j E_1 & J_2 \\ (J_3 - B_2 K_0) - B_2 B_1^T (Z_{j-1}^{(i)} (Z_{j-1}^{(i)})^T) E_1 & J_4 \end{bmatrix}^T \begin{bmatrix} V_j^{(i)} \\ \Gamma \end{bmatrix} \\ = \begin{bmatrix} C_1^T & E_1^T (Z_{j-1}^{(i)} & (Z_{j-1}^{(i)})^T B_1 \\ C_2^T & 0 \end{bmatrix}. \end{aligned} \quad (40)$$

### 3.2.2 Estimation of the Optimal Feedback Matrix

The feedback matrix  $K^{(i-1)} = \mathcal{B}^T X^{(i-1)} \mathcal{E} = \mathcal{B}^T (Z^{(i-1)} (Z^{(i-1)})^T) \mathcal{E}$  needs to be computed in each ADI (inner) iteration and the optimal feedback matrix  $K^o = K^{(i_{max})}$  need to be stored after the final Newton (outer) iteration. The summary of the modified method is given in the Algorithm-(5).

**Algorithm 5:** KN-LRCF-ADI (Sparse).

**Input :**  $E_1, J_1, J_2, J_3, J_4, B_1, B_2, C_1, C_2, K_0$  (initial feedback matrix), and  $\tau$  (tolerance).

**Output:** Low-rank Cholesky-factor  $Z$  such that  $X \approx ZZ^T$  and optimal feedback matrix  $K^o$ .

```

1 for  $i \leftarrow 1$  to  $i_{max}$  do
2   Choose  $Z_0^{(i)} = []$ ,  $K_0^{(i)} = K_0$  and  $j = 0$ .
3   Assume  $\mathcal{W}_0^{(i)} = \begin{bmatrix} C_1^T & (K^{(i-1)})^T \\ C_2^T & 0 \end{bmatrix}$ .
4   Compute adaptive shifts  $\{\mu_1^{(i)}, \dots, \mu_J^{(i)}\}$  from the eigenpair defined
   in (38).
5   while  $(\|\mathcal{W}_j^{(i)}\|^2 > \tau \|\mathcal{W}_0^{(i)}\|^2)$  do
6      $j = j + 1$ 
7     Solve the linear system (40) for  $V_j^{(i)}$ .
8     if  $\text{Im}(\mu_j^{(i)}) = 0$  then
9       Update  $Z_j^{(i)} = \begin{bmatrix} Z_{j-1}^{(i)} & \sqrt{-2\mu_j^{(i)}} V_j^{(i)} \end{bmatrix}$ ,
10      Compute  $\mathcal{W}_j^{(i)} = \mathcal{W}_{j-1}^{(i)} - 2\mu_j^{(i)} E_1^T V_j^{(i)}$ ,
11      Compute
12       $K_j^{(i)} = K_{j-1}^{(i)} - 2\mu_j^{(i)} (B_1 - J_2 J_4^{-1} B_2)^T V_j^{(i)} (V_j^{(i)})^T E_1$ .
13    else
14      Assume  $\gamma_j^{(i)} = \sqrt{-2\text{Re}(\mu_j^{(i)})}$ ,  $\beta_j^{(i)} = \frac{\text{Re}(\mu_j^{(i)})}{\text{Im}(\mu_j^{(i)})}$ ,
15       $\delta_j^{(i)} = \text{Re}(V_j^{(i)}) + \beta_j^{(i)} \text{Im}(V_j^{(i)})$ ,
16      Compute  $Z_d = \begin{bmatrix} \gamma_j^{(i)} \delta_j^{(i)} & \gamma_j^{(i)} \sqrt{(\beta_j^{(i)})^2 + 1} \text{Im}(\mu_j^{(i)}) \end{bmatrix}$ ,
17      Update  $Z_{j+1}^{(i)} = \begin{bmatrix} Z_{j-1}^{(i)} & Z_d \end{bmatrix}$ ,
18      Compute  $\mathcal{W}_{i+1}^{(i)} = \mathcal{W}_{i-1}^{(i)} - 4\text{Re}(\mu_j^{(i)}) E_1^T \delta_j^{(i)}$ ,
19      Compute  $K_{j+1}^{(i)} = K_{j-1}^{(i)} + (B_1 - J_2 J_4^{-1} B_2)^T Z_d Z_d^T E_1$ ,
20       $j = j + 1$ .
21    end if
22  end while
23  Update  $Z^{(i)} = Z_j^{(i)}$  and  $K^{(i)} = K_j^{(i)}$ .
24 end for

```

### 3.3 Optimally Stabilized System

Finally, after getting the feasible solution  $X$  of (5), the desired optimal feedback matrix  $K^o = \mathcal{B}^T X \mathcal{E}$  can be found and applying  $\mathcal{A}_s = \mathcal{A} - \mathcal{B}K^o$ , optimally stabilized continuous-time LTI system can be written as

$$\begin{aligned}\mathcal{E}\dot{x}(t) &= \mathcal{A}_s x(t) + \mathcal{B}u(t), \\ y(t) &= \mathcal{C}x(t) + \mathcal{D}u(t).\end{aligned}\tag{41}$$

## 4 Numerical Results

To justify the efficiency and accuracy of the proposed methods, we implement the proposed methods to the real-world power models governed from Brazilian Inter-Connected Power Systems (BIPS). Here, our aim is to apply the proposed methods to some of the BIPS models derived from the test systems BIPS98 and BIPS07 [30]. In the numerical computations we will target the unstable models only.

The stability of the target models is investigated and the unstable models are stabilized through the Riccati based feedback stabilization process. The proposed methods are employed to find the solution of Riccati equation arising from the BIPS models and corresponding feedback matrices are generated for system stabilization. Also, initial Bernoulli feedback stabilization is implemented for the models having unstable eigenvalues.

All the results have been achieved using the MATLAB 8.5.0 (R2015a) on a Windows machine having Intel-Xeon Silver 4114 CPU 2.20 GHz clock speed, 2 cores each and 64 GB of total RAM.

### 4.1 Brazilian Inter-Connected Power Systems

Power system models are an essential part of engineering fields that consists of simulations based on power generations and grid networks. The computation required in order to analyze electrical power systems by means of mathematical models utilizing real-time data. There are a number of applications of the power system model, i.e., electric power generation, utility transmission and distribution, railway power systems and industrial power generation [31]. The power system models can be represented by the DAEs with appropriate constraints.

The Brazilian Inter-connected Power Systems (BIPS) is one of the most convenient examples of the power system models with various test systems [32]. The models in BIPS can be represented as the block matrix representation of DAEs as follows. The following Table-1 provides the details about the models<sup>1</sup>, where all of them are index-1 descriptor system. The models *mod-606*, *mod-1998*, *mod-2476* and *mod-3078* have the unstable eigenvalues, whereas the models *mod-1142*, *mod-1450* and *mod-1963* have stable eigenvalues [33]. Here the names of the models are considered according to their number of states.

### 4.2 Structure Preservation of the Power Models

Since the target models are derived from the index-1 descriptor systems, they can not be simulated by the conventional approaches and they need to be structured. Since all of the models in the BIPS test systems have the same pattern, to reduce the computing time and volume of the work we will show the graphical properties of the *mod-1998* only.

Figure-(1) depicts the pattern of the matrices  $A$  and  $E$  in the original system. Figure-(2) depicts the pattern of the matrices  $A$  and  $E$  in the structured system. The

<sup>1</sup><https://sites.google.com/site/rommes/software>

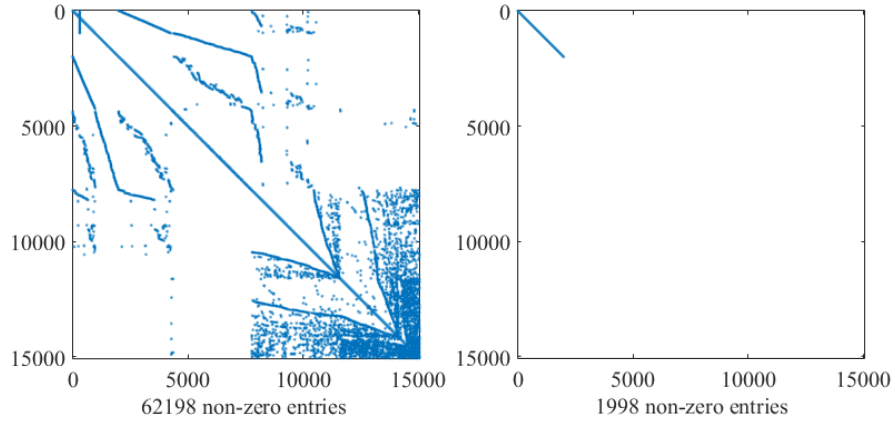


Figure 1: Sparse form of the matrices A and E

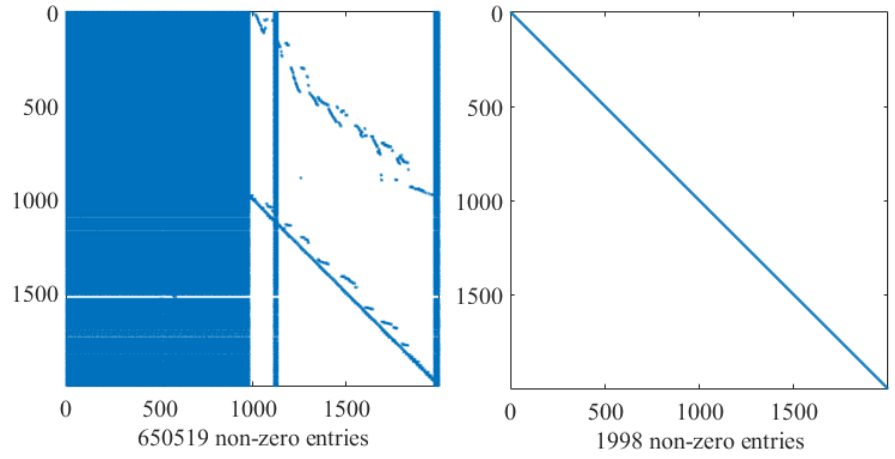


Figure 2: Dense form of the matrices A and E

Table 1: Structure of the Models derived from BIPS test systems

Test systems	BIPS98				BIPS07		
Dimensions	7135	9735	11265	13545	15066	16861	21128
States	606	1142	1450	1963	1998	2476	3078
Algebraic variables	6529	8593	9815	11582	13068	14385	18050
Inputs	4	4	1	4	4	4	4
Outputs	4	4	1	4	4	4	4

Table 2: Results of RKSM applied BIPS models

Model	No of iterations	Tolerance	Space dimension	Numerical rank	CPU time (second)
<i>mod</i> – 606	100	$10^{-10}$	400	195	$1.8079 \times 10^2$
<i>mod</i> – 1998	200	$10^{-10}$	800	266	$1.4121 \times 10^3$
<i>mod</i> – 2476	248	$10^{-10}$	992	265	$3.0553 \times 10^3$
<i>mod</i> – 3078	257	$10^{-5}$	1028	295	$3.0065 \times 10^3$

matrices  $A$  and  $E$  in the original system was sparse, whereas the matrix  $A$  in the structured system is dense and because of that the matrix  $A$  in the structured system will not be computed explicitly.

The pattern preservation of the structured model for *mod* – 1998 illustrates in the Figure-(3). In the Figure-(3a), the similarity of the transfer functions of the original model and structured system has been displayed, whereas the Figure-(3b) and Figure-(3c) have represented the absolute error and the relative error between the original and structured system for *mod* – 1998. From the figurative evidence, we can conclude that the structured system is the proper representative of the original system and can be used for further manipulations.

### 4.3 Stabilization of Eigenvalues

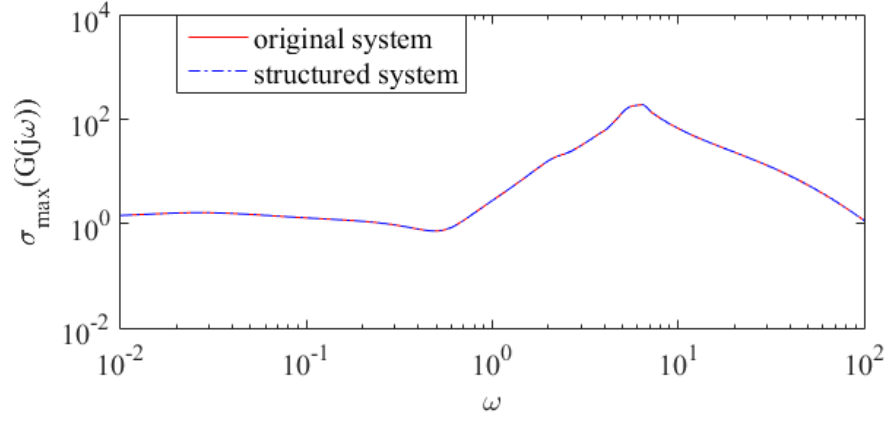
The CAREs arising from the models *mod* – 606, *mod* – 1998 and *mod* – 2476 are efficiently solved and stabilized the corresponding models by both RKSM and KN-LRCF-ADI techniques. As model *mod* – 3078 is semi-stable, the computation of CARE derived from this model is not possible by LRCF-ADI techniques but by the RKSM approach model *mod* – 3078 successfully stabilized and the numerical result for model *mod* – 3078 is investigated for RKSM only.

The Table-2 depicts the numerical results of the stabilization process via RKSM for the unstable BIPS models and various properties of the stabilized systems are illustrated, whereas the Table-3 displays the several modes of ADI techniques in KN-LRCF-ADI method for stabilizing the unstable BIPS models including characteristics of the stabilized models.

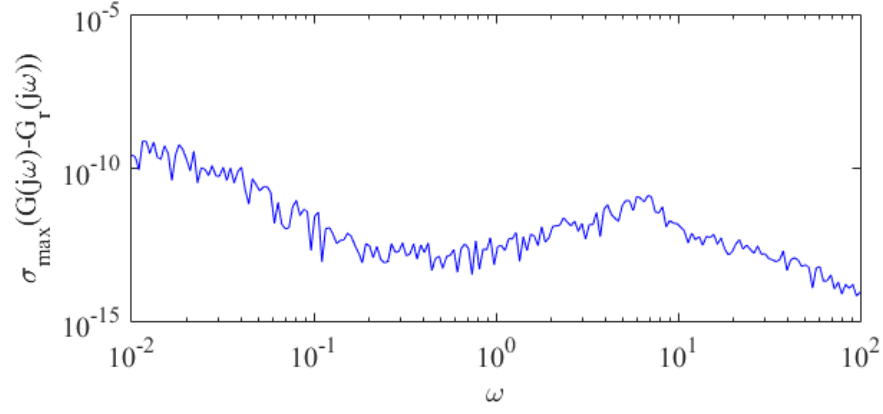
In both of the tables Table-2 and Table-3 we have analyzed the same features of the stabilized BIPS models, we can easily compare the efficiency and robustness of the proposed methods. From the above tables it can be said that the proposed RKSM approach has quick convergence ability and occupies very small solution space to provide the efficient solution of the CAREs. In contrast LRCF-ADI based Kleinman-Newton has several approaches for finding the solution of CAREs, whereas most of the approaches required higher computation time. Also, there are deviations of the numerical ranks of the factored solution of CAREs in the Kleinman-Newton approaches and in all of the cases RKSM provides significantly better result.

From the sub-figures in Figure-4, Figure-5 and Figure-6, it can be concluded that

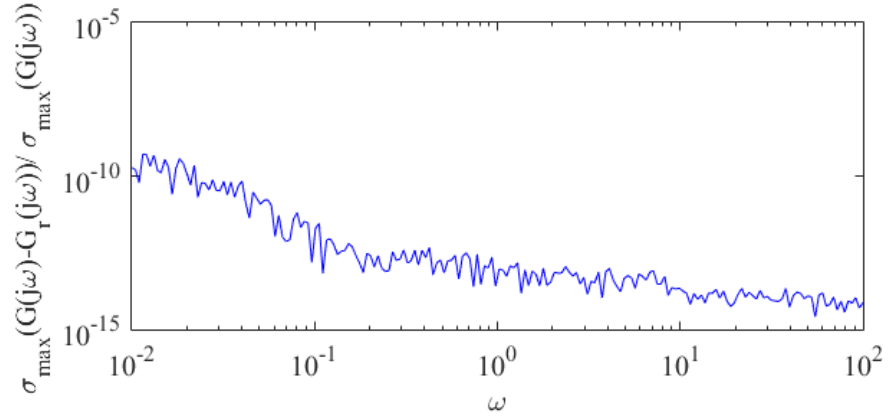




(a) Transfer function (sigma plots)

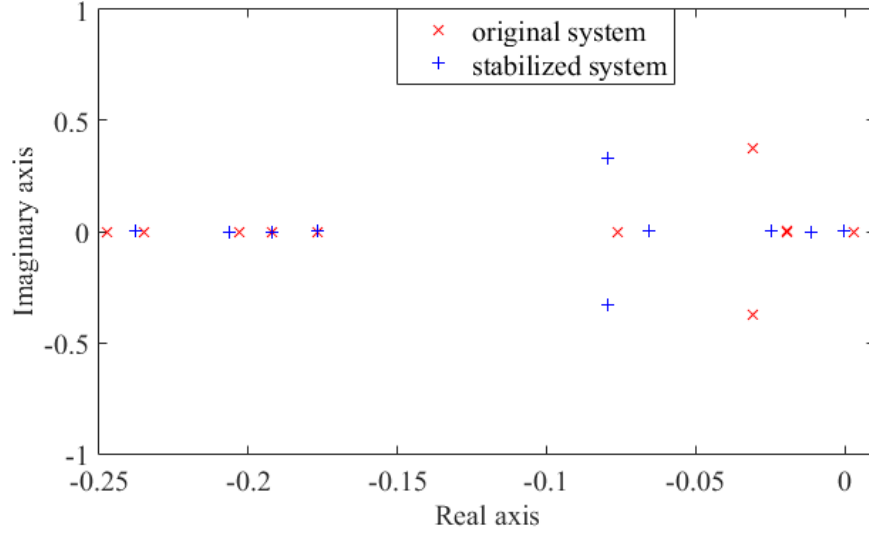


(b) Absolute error

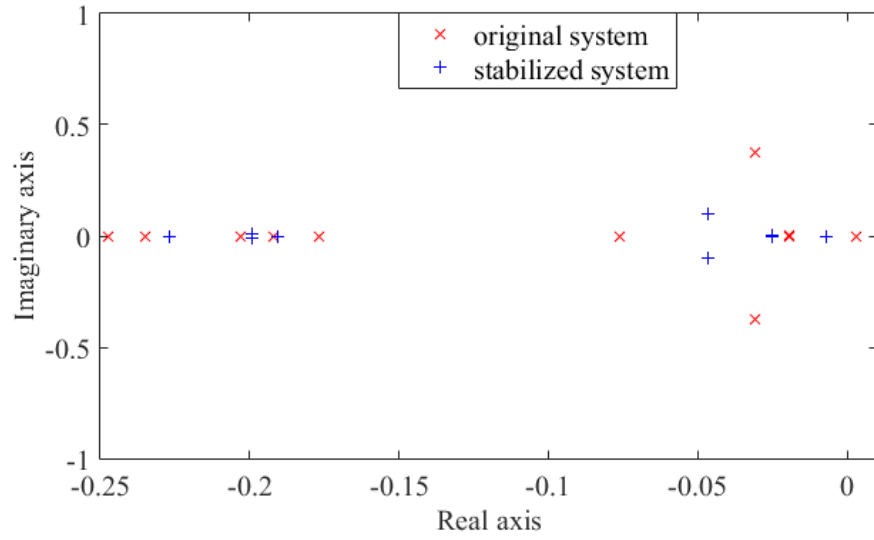


(c) Relative error

Figure 3: Comparisons of the original system and the structured system

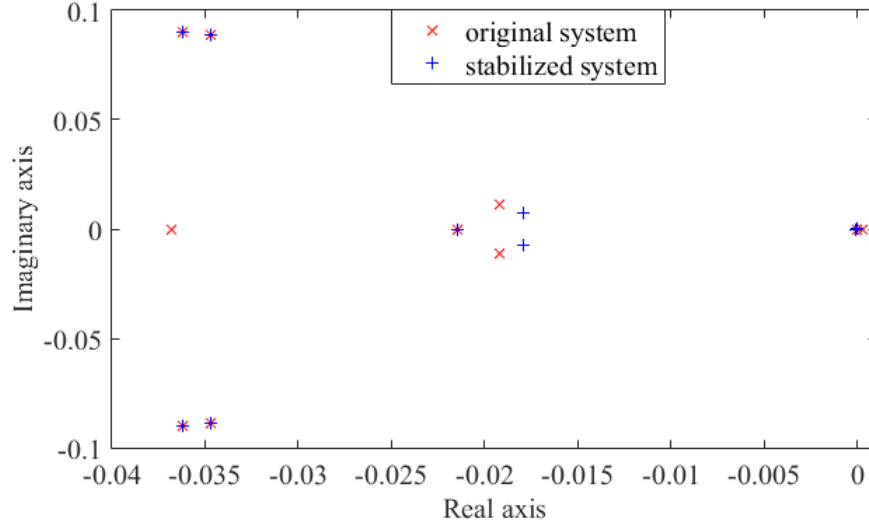


(a) Stabilized by RKSM

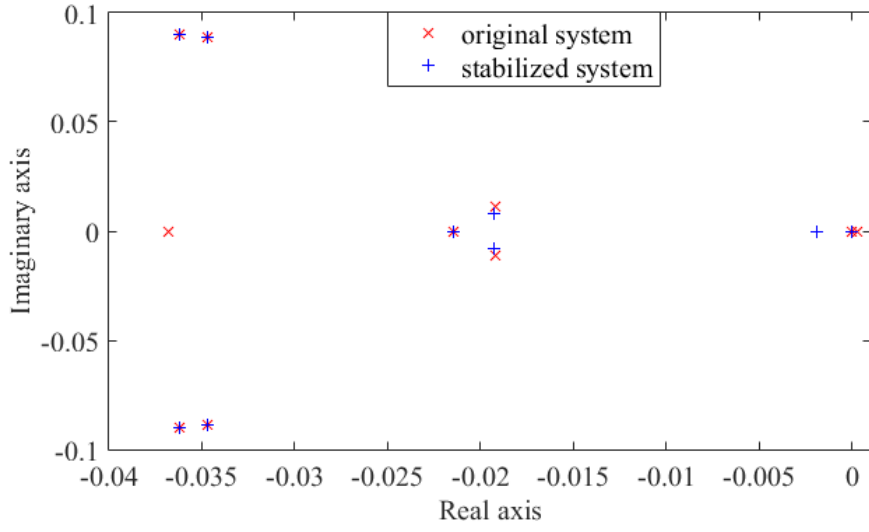


(b) Stabilized by KN-LRCF-ADI

Figure 4: Comparisons of the eigenvalues for the model  $mod - 606$

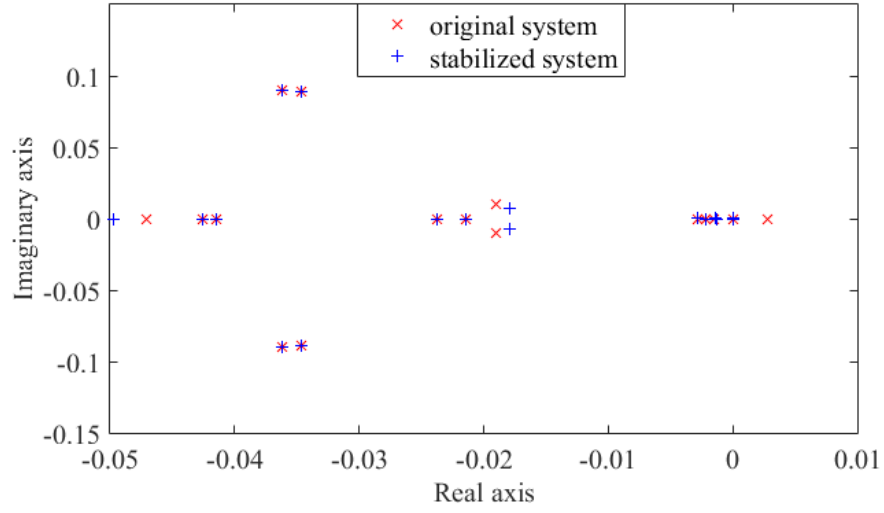


(a) Stabilized by RKSM

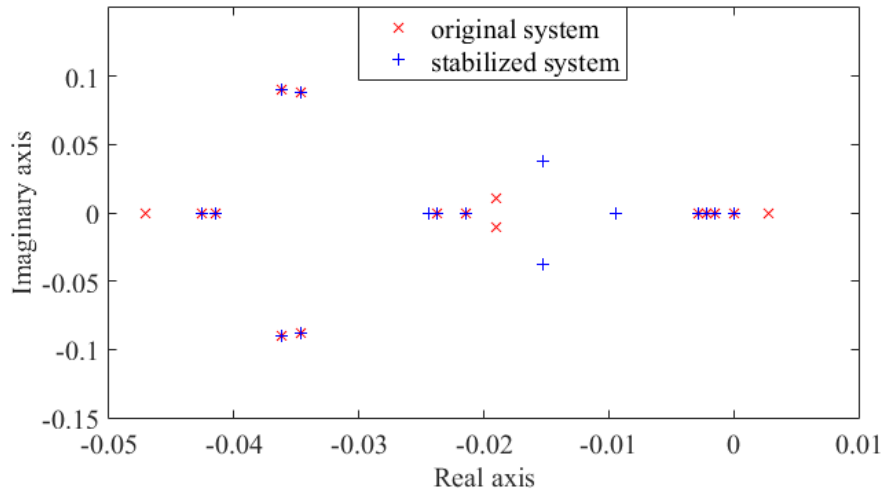


(b) Stabilized by KN-LRCF-ADI

Figure 5: Comparisons of the eigenvalues for the model *mod* – 1998



(a) Stabilized by RKSM



(b) Stabilized by KN-LRCF-ADI

Figure 6: Comparisons of the eigenvalues for the model  $mod - 2476$

Table 3: Results of KN-LRCF-ADI applied BIPS models

Model	No of Newton iterations	Tolerance	Total iterations	Numerical rank	CPU time (second)
$mod - 606$	5	$10^{-5}$	311	481	$2.7408 \times 10^2$
		$10^{-10}$	544	953	$7.2103 \times 10^2$
	10	$10^{-5}$	508	473	$4.1036 \times 10^2$
		$10^{-10}$	853	969	$7.9149 \times 10^2$
$mod - 1998$	5	$10^{-5}$	277	663	$2.2981 \times 10^3$
		$10^{-10}$	485	1201	$5.8261 \times 10^3$
	10	$10^{-5}$	514	497	$3.2732 \times 10^3$
		$10^{-10}$	1003	1417	$1.1709 \times 10^4$
$mod - 2476$	5	$10^{-5}$	254	473	$3.1296 \times 10^3$
		$10^{-10}$	363	937	$5.7464 \times 10^3$
	10	$10^{-5}$	366	441	$3.0172 \times 10^3$
		$10^{-10}$	698	849	$9.5013 \times 10^4$

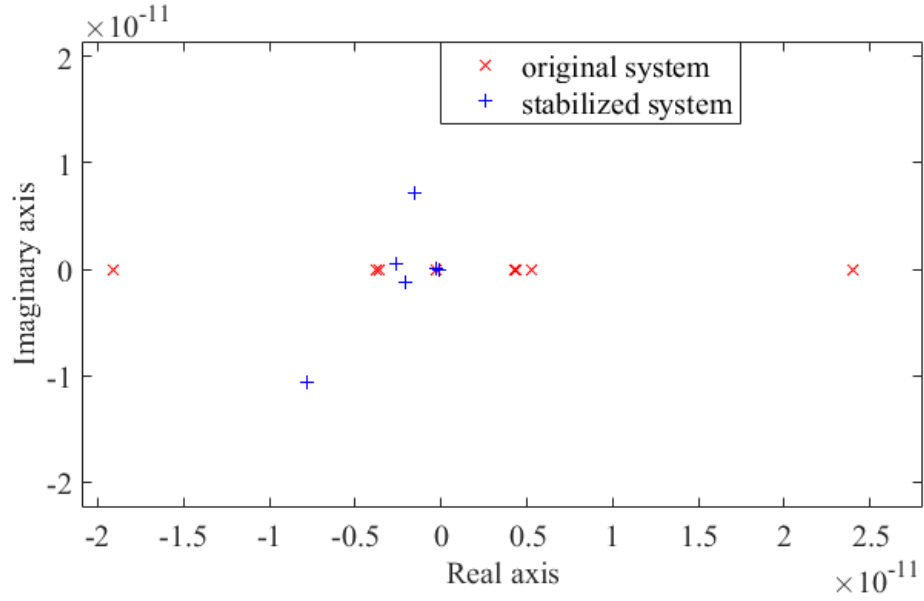


Figure 7: Comparisons of the eigenvalues (stabilized by RKSM) for the model  $mod - 3078$

both the RKSM and LRCF-ADI based Kleinman-Newton techniques have adequate efficiency to stabilize the unstable descriptor systems by closed-loop structure via Riccati based feedback stabilization. But the Figure-7 illustrates the applicability of the RKSM for the semi-stable descriptor system, whereas LRCF-ADI based methods are ineffective in this case. Here, for the simulation tool capacity and visual convenience, we have considered the magnified view of the eigen-spaces.

#### 4.4 Stabilization of Dominant Step-responses

The investigation of the figures from Figure-8 to Figure-10 consist the step-responses for some dominant input-output relations to compare the RKSM and the LRCF-ADI based Kleinman-Newton approaches via the system stabilization. From those figures it is evident that the Riccati based feedback stabilization by RKSM is suitably robust. On the other hand, though sometimes the Kleinman-Newton approach provides very good accuracy but it has some scattered behaviors. Moreover, the Figure-11 shows the applicability of the RKSM technique for the Riccati based feedback stabilization for the semi-stable index-1 descriptor systems. It to be noted that, for the effective comparison we have investigated step-responses of the significant input-output relations only.

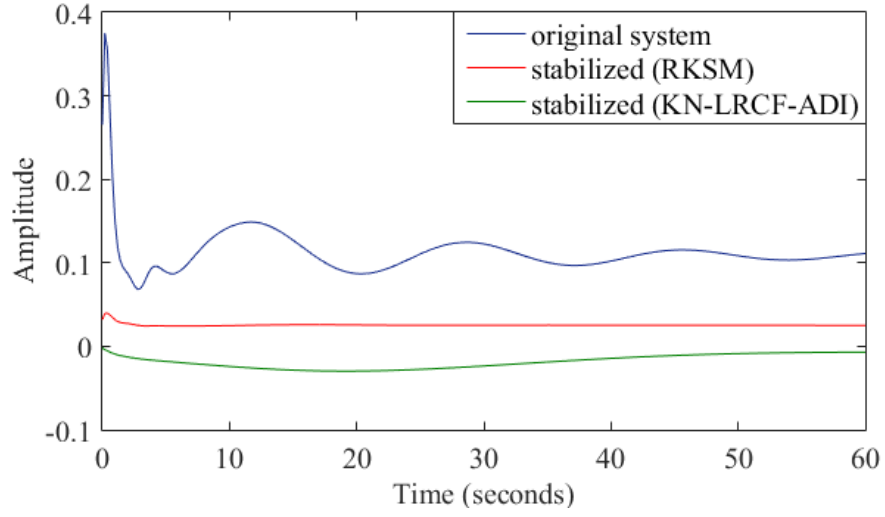
### 5 Conclusion

From the tabular and graphical comparisons of the results of numerical computations, we have observed that by both RKSM and KN-LRCF-ADI techniques CAREs arising from the unstable index-1 descriptor systems are efficiently solved and the corresponding models are stabilized. The semi-stable index-1 descriptor system successfully stabilized through Riccati-based feedback stabilization by RKSM, whereas KN-LRCF-ADI is still not suitable for it. There are deviations of the numerical ranks of the factored solutions of CAREs in the Kleinman-Newton approaches and RKSM provides significantly better results for all the cases. RKSM approach has quick convergence ability and occupies very small solution spaces to provide the efficient solutions of the CAREs. In contrast LRCF-ADI based Kleinman-Newton has several approaches for finding the solutions of CAREs, where almost all of the approaches required higher computation time. Riccati-based feedback stabilization for the index-1 descriptor systems by the RKSM approach is very effective and robust. Contrariwise, LRCF-ADI based Kleinman-Newton method is slightly scattered in case of the stabilization of step-responses. Thus, it can be concluded that the RKSM is suitably applicable to the unstable index-1 descriptor systems for Riccati-based feedback stabilization and this method is more preferable than the Kleinman-Newton method in the sense of computation time and memory allocation.

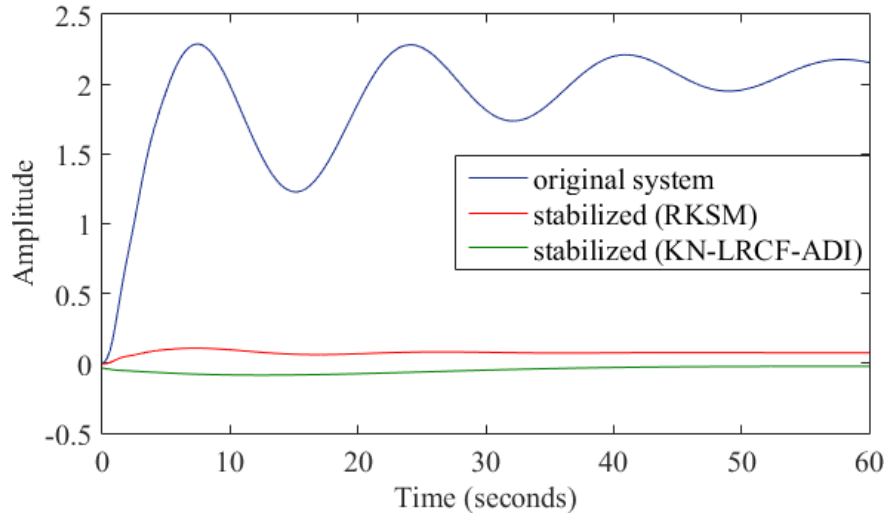
In future research, we will try to apply Iterative Rational Krylov Algorithm (IRKA) to find the solution of the Riccati equation governed from large-scale descriptor systems of different indices and higher orders. Moreover, the development of a machine independent iterative solver will be tried for the matrix equations (i.e., Riccati, Lyapunov) arise from large-scale sparse descriptor systems.

### 6 Acknowledgment

This work is under the project "*Computation of Optimal Control for Differential-Algebraic Equations (DAE) with Engineering Applications*". This project is funded by United International University, Dhaka, Bangladesh. It starts from October 01, 2019, and the reference is IAR/01/19/SE/18.

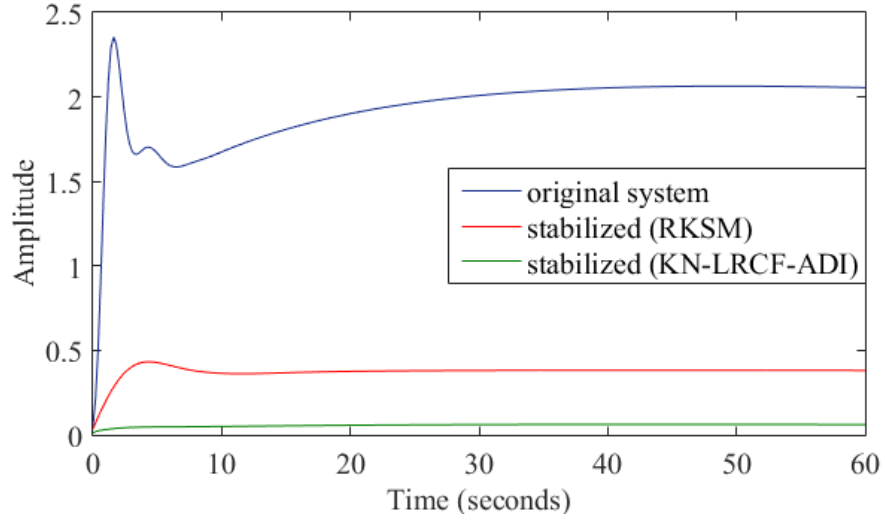


(a) Second-input/First-output

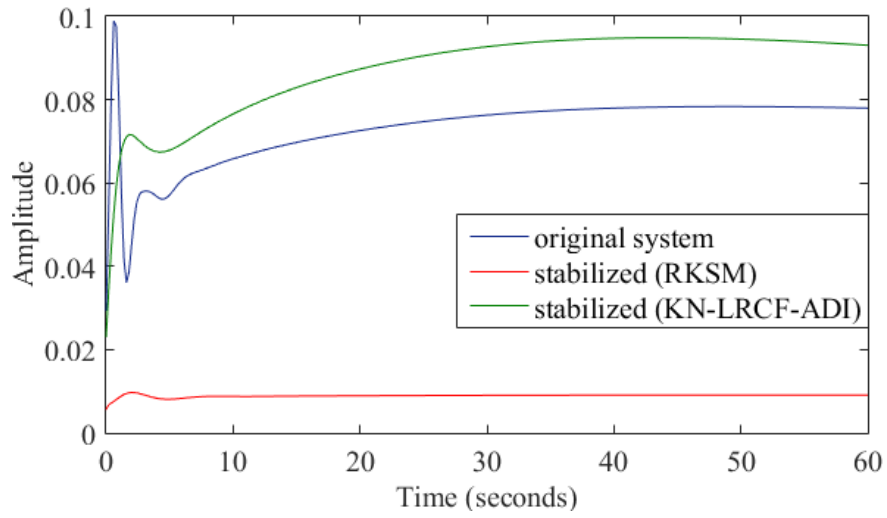


(b) Third-input/First-output

Figure 8: Comparisons of step-responses for the model *mod* – 606



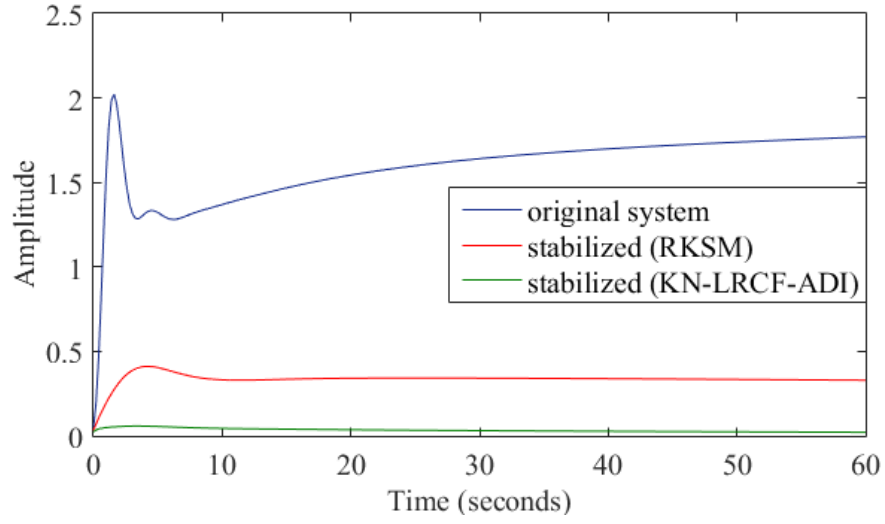
(a) Second-input/First-output



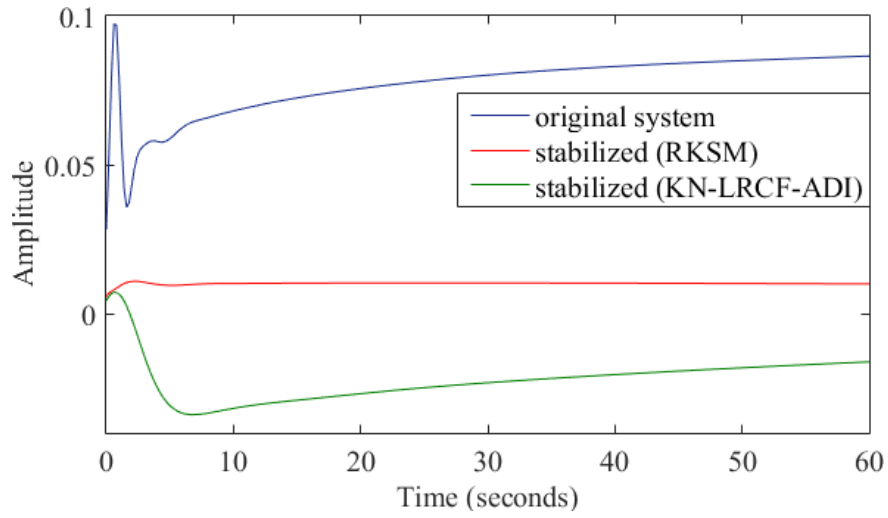
(b) Third-input/First-output

Figure 9: Comparisons of step-responses for the model *mod* – 1998



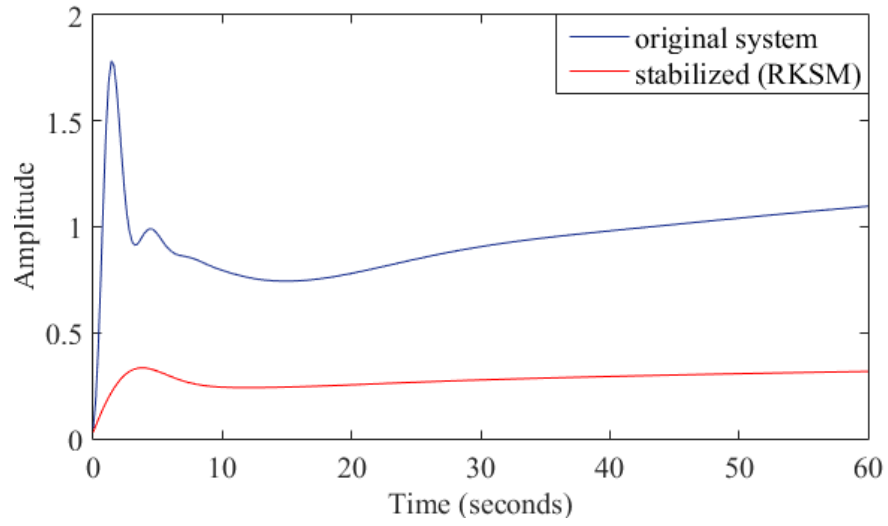


(a) Second-input/First-output

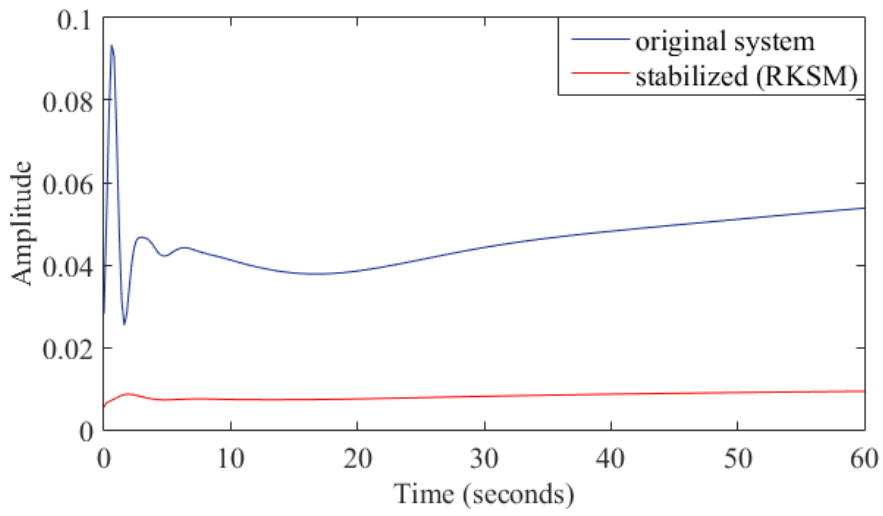


(b) Third-input/First-output

Figure 10: Comparisons of step-responses for the model  $mod - 2476$



(a) Second-input/First-output



(b) Third-input/First-output

Figure 11: Comparisons of step-responses for the model *mod* – 3078

## References

- [1] G. M. Huang, L. Zhao, and X. Song, “A new bifurcation analysis for power system dynamic voltage stability studies,” in *Power Engineering Society Winter Meeting, 2002. IEEE*, vol. 2. IEEE, 2002, pp. 882–887.
- [2] I. Kose, “Introduction to state-space control theory,” *Department of Mechanical Engineering, Bogazici University*, 2003.
- [3] M. S. Hossain and M. M. Uddin, “Iterative methods for solving large sparse lyapunov equations and application to model reduction of index 1 differential-algebraic-equations,” *Numerical Algebra, Control & Optimization*, vol. 9, no. 2, pp. 173–186, 2019.
- [4] P. Benner, J. Saak, and M. M. Uddin, “Reduced-order modeling of index-1 vibrational systems using interpolatory projections,” in *2016 19th International Conference on Computer and Information Technology (ICCIT)*. IEEE, 2016, pp. 134–138.
- [5] M. M. Uddin, “Computational methods for model reduction of large-scale sparse structured descriptor systems,” Ph.D. dissertation, Otto-von-Guericke Universität Magdeburg, 2015.
- [6] P. Benner, J. Saak, and M. M. Uddin, “Structure preserving model order reduction of large sparse second-order index-1 systems and application to a mechatronics model,” *Mathematical and Computer Modelling of Dynamical Systems*, vol. 22, no. 6, pp. 509–523, 2016.
- [7] E. K. W. Chu, “Solving large-scale algebraic riccati equations by doubling,” in *Talk presented at the Seventeenth Conference of the International Linear Algebra Society, Braunschweig, Germany*, vol. 22, 2011.
- [8] W. Chen and L. Qiu, “Linear quadratic optimal control of continuous-time lti systems with random input gains,” *IEEE Transactions on Automatic Control*, vol. 61, no. 7, pp. 2008–2013, 2016.
- [9] H. Abou-Kandil, G. Freiling, V. Ionescu, and G. Jank, *Matrix Riccati equations in control and systems theory*. Springer, 2012.
- [10] M. Uddin, M. H. Khan, and M. M. Uddin, “Riccati based optimal control for linear quadratic regulator problems,” in *2019 5th International Conference on Advances in Electrical Engineering (ICAEE)*. IEEE, 2019, pp. 290–295.
- [11] M. Uddin, M. H. Khan, and M. M. Uddin, “Efficient computation of riccati-based optimal control for power system models,” in *2019 22nd International Conference of Computer and Information Technology (ICCIT)*. IEEE, 2019, pp. 260–265.
- [12] V. Simoncini, “A new iterative method for solving large-scale lyapunov matrix equations,” *SIAM Journal on Scientific Computing*, vol. 29, no. 3, pp. 1268–1288, 2007.
- [13] V. Druskin and V. Simoncini, “Adaptive rational krylov subspaces for large-scale dynamical systems,” *Systems & Control Letters*, vol. 60, no. 8, pp. 546–560, 2011.
- [14] V. Simoncini, D. B. Szyld, and M. Monsalve, “On two numerical methods for the solution of large-scale algebraic riccati equations,” *IMA Journal of Numerical Analysis*, vol. 34, no. 3, pp. 904–920, 2013.
- [15] V. Simoncini, “Analysis of the rational krylov subspace projection method for large-scale algebraic riccati equations,” *SIAM Journal on Matrix Analysis and Applications*, vol. 37, no. 4, pp. 1655–1674, 2016.
- [16] P. Benner, J.-R. Li, and T. Penzl, “Numerical solution of large-scale lyapunov equations, riccati equations, and linear-quadratic optimal control problems,” *Numerical Linear Algebra with Applications*, vol. 15, pp. 1–23, 2008.

- [17] T. Hylla, “Extension of inexact kleinman-newton methods to a general monotonicity preserving convergence theory,” Ph.D. Thesis, Universität Trier, Trier, Germany, 2011.
- [18] E. Bansch, P. Benner, J. Saak, and H. K. Weichelt, “Riccati-based boundary feedback stabilization of incompressible navier stokes flow,” *SIAM Journal on Scientific Computing*, vol. 37, no. 2, pp. A832–A858, 2015.
- [19] P. Benner, Z. Bujanović, P. Kürschner, and J. Saak, “A numerical comparison of solvers for large-scale, continuous-time algebraic riccati equations,” *arXiv preprint arXiv:1811.00850*, 2018.
- [20] D. Palitta, “The projected newton-kleinman method for the algebraic riccati equation,” *arXiv preprint arXiv:1901.10199*, 2019.
- [21] Y. Lin and V. Simoncini, “A new subspace iteration method for the algebraic riccati equation,” *Numerical Linear Algebra with Applications*, vol. 22, no. 1, pp. 26–47, 2015.
- [22] P. Kürschner, “Efficient low-rank solution of large-scale matrix equations,” Ph.D. dissertation, Shaker Verlag Aachen, 2016.
- [23] F. Feitzinger, T. , Hylla, and E. W. Sachs, “Inexact kleinman–newton method for riccati equations,” *SIAM Journal on Matrix Analysis and Applications*, vol. 31, no. 2, pp. 272–288, 2009.
- [24] J. R. Li, “Model reduction of large linear systems via low rank system gramians,” Ph.D. dissertation, Massachusetts Institute of Technology, 2000.
- [25] T. Penzl, “A cyclic low-rank smith method for large sparse lyapunov equations,” *SIAM Journal on Scientific Computing*, vol. 21, no. 4, pp. 1401–1418, 1999.
- [26] P. Benner, P. Kürschner, and J. Saak, “Efficient handling of complex shift parameters in the low-rank cholesky factor adi method,” *Numerical Algorithms*, vol. 62, no. 2, pp. 225–251, 2013.
- [27] M. M. Uddin, *Computational Methods for Approximation of Large-Scale Dynamical Systems*. Chapman and Hall/CRC, 2019.
- [28] P. Benner, P. Kürschner, and J. Saak, “Self-generating and efficient shift parameters in adi methods for large lyapunov and sylvester equations,” *Electronic Transactions on Numerical Analysis (ETNA)*, vol. 43, pp. 142–162, 2014.
- [29] P. Benner and T. Stykel, “Model order reduction for differential-algebraic equations: A survey,” *Surveys in Differential-Algebraic Equations IV*, p. 107, 2017.
- [30] F. D. Freitas, J. Rommes, and N. Martins, “Gramian-based reduction method applied to large sparse power system descriptor models,” *IEEE Transactions on Power Systems*, vol. 23, no. 3, pp. 1258–1270, 2008.
- [31] N. Martins, P. C. Pellanda, and J. Rommes, “Computation of transfer function dominant zeros with applications to oscillation damping control of large power systems,” *IEEE transactions on power systems*, vol. 22, no. 4, pp. 1657–1664, 2007.
- [32] F. Freitas and A. S. Costa, “Computationally efficient optimal control methods applied to power systems,” *IEEE transactions on power systems*, vol. 14, no. 3, pp. 1036–1045, 1999.
- [33] R. Leandro, A. S. e Silva, I. Decker, and M. Agostini, “Identification of the oscillation modes of a large power system using ambient data,” *Journal of Control, Automation and Electrical Systems*, vol. 26, no. 4, pp. 441–453, 2015.