
Detection as Regression: Certified Object Detection by Median Smoothing

Ping-yeh Chiang
University of Maryland
pchiang@cs.umd.edu

Michael J. Curry
University of Maryland
curry@cs.umd.edu

Ahmed Abdelkader
University of Maryland
akader@cs.umd.edu

Aounon Kumar
University of Maryland
aounon@cs.umd.edu

John Dickerson
University of Maryland
john@cs.umd.edu

Tom Goldstein
University of Maryland
tomg@cs.umd.edu

Abstract

Despite the vulnerability of object detectors to adversarial attacks, very few defenses are known to date. While adversarial training can improve the empirical robustness of image classifiers, a direct extension to object detection is very expensive. This work is motivated by recent progress on certified classification by randomized smoothing. We start by presenting a reduction from object detection to a regression problem. Then, to enable certified regression, where standard mean smoothing fails, we propose median smoothing, which is of independent interest. We obtain the first model-agnostic, training-free, and certified defense for object detection against ℓ_2 -bounded attacks.

1 Introduction

Adversarial examples are seemingly innocuous neural network inputs that have been deliberately modified to produce unexpected or malicious outputs. Early work on adversarial examples was highly focused on image classifiers, which assign a single label to an entire image [8, 5, 20, 6]. A large literature has rapidly emerged on defenses against classifier attacks, which includes both heuristic defenses [18] and certified methods with theoretical guarantees of robustness [7, 29, 1, 19, 21]. However, most realistic vision systems crucially rely on *object detectors*, rather than *image classifiers*, to identify and localize multiple objects within an image [23, 22, 16].

Over time, attacks on object detection have become more sophisticated, as has been successfully demonstrated both digitally and in the physical world using a range of perturbation techniques, as well as attacks that break both the object localization and classification parts of the detection pipeline [17, 26, 30, 10, 14]. At the same time, we are not aware of any paper studying defenses for detectors. This lack of defenses is likely because (i) the complexity of the multi-stage detection pipeline [23] is difficult to analyze, and (ii) detectors are far more expensive to train than classifiers. Furthermore, (iii) object detectors output bounding-box coordinates, and are thus *regression* networks to which many standard defenses for *classifier* networks cannot be applied.

In this paper, we present, to the best of our knowledge, the first defense against adversarial attacks on object detectors. To avoid the difficulties discussed above, we treat the complex detection pipeline as a black box without requiring specialized re-training schemes. In particular, we present a reduction from object detection to a single regression problem which envelopes the proposal, classification, and non-maximum suppression stages of the detection pipeline. Then, we endow this regression with certified robustness using the Gaussian smoothing approach [3], originally proposed for the defense of classifiers. To this end, we develop a new variant of smoothing specifically for regressions based



Figure 1: Samples of object detection certificates using the proposed method. Dotted lines represent the farthest a bounding box could move under an adversarial perturbation δ of bounded ℓ_2 -norm. If the predicted bounding box can be made to disappear, or if the label can be made to change, after a perturbation with $\|\delta\|_2 < 0.36$, then we annotate the bounding box with a red X.

on the *medians* of the smoothed predictions, rather than their mean values. The proposed *median smoothing* approach enjoys a number of useful properties, and we expect it to find further applications in certified robustness. Finally, we implement our method to obtain a *certifiably-robust* wrapper of the YOLOv3 object detector [22]. We use the MS-COCO dataset [15] to test the resulting detector, achieving 28.86% certified precision and 9.10% certified recall under adversarial perturbations with ℓ_2 -norm less than 0.36.

2 Background

We briefly review attacks on object detectors, and the certified classification methods we build upon.

Attacks on object detection and semantic segmentation. Attacks exist that interfere with different components of the detection pipeline. Dense Adversary Generation (DAG) is an early attack that interferes with the classifier stage of detection [31], and was later extended to videos [28]. In contrast, region proposal networks can be manipulated by decreasing the confidence of proposals [12]. The DPatch attack causes misclassification by placing a patch that does not overlap with the objects of interest [17], while the attack in [13] contaminated images with “imperceptible” patches.

The attacks described above are all digital. Early physical-world attacks on detectors fooled stop sign detectors by modifying the entire stop sign [4, 2]. While it was shown that detectors are much more robust to attacks than classifiers [23], later works successfully broke detectors using patch attacks that do not require whole-object modification. This includes printed adversarial patches that deceive person detectors [27], and adversarial clothing that makes its wearer invisible to a range of detection systems [30].

In this paper, we present a *certified* defense for object detectors that is robust regardless of the method used to craft the attack. Our work is motivated by recent progress on certified image classification by the randomized smoothing approach, as we review next.

Certified defenses for image classification. Various methods of obtaining robustness certificates for classification problems have been proposed [3, 7, 19, 29, 21]. For our purposes, we focus on randomized smoothing defenses. These first convert a base classifier to a smoothed classifier by labeling many images sampled from a Gaussian ball around the input, and taking a majority vote [3]. The effect of image perturbations on this smoothed classifier can be bounded using either the Neyman-Pearson Lemma [3] or properties of the Weierstrass transform [24].

Since [9] proposed randomized smoothing for robustness, it has been improved by tightening the certificate [3], improving the training process [24], or adapting it to new threat models [11] – all in the context of classification tasks. In particular, the voting scheme in [3] requires a global bound on the output of the base classifier [24], which naturally holds for binary classifiers with a 0/1 output.

We will see later that existing certificates based on randomized smoothing become weaker when applied to regression problems over a large range of output values. Towards the intended application of robust detection, we propose a new certificate for regression problems based on the median of the smoothed predictions, rather than their mean values, which is of independent interest.

3 Detection Certificates

In this section, we introduce the proposed certificate in the context of modern detection pipelines. We begin by describing the black box interface that allows us to certify the outputs of detector networks without the need for re-training. Then, we motivate and define the proposed certificate at a high level, where the next two sections fill in the details.

Detection interface. Typical object detectors take an input image and output a variable-length list of bounding boxes and associated class labels $\{(b_1, \ell_1), (b_2, \ell_2), \dots\}$. State-of-the-art detectors, such as Faster-RCNN [23], YOLO [22], and RetinaNet [16] usually have many output heads, each of which is responsible for a single bounding box. As the number of output heads is usually much larger than the number of objects, redundant boxes need to be filtered out, e.g., by *Non-Maximum Suppression* (NMS). First, NMS discards any box with an *objectness score* below a threshold τ . Then, the box b^* with the highest score is taken out as output, and any remaining boxes overlapping b^* significantly are filtered out. This process is repeated until there are no more boxes left.

Certifying detector outputs. Adversarial attacks on object detectors attempt to distort the location and appearance of objects. We certify detector outputs by bounding the positions and sizes of the detected objects. In addition, we ensure that the associated class labels stay the same.

Representation. We represent a bounding box b using the coordinates of its corners (x_1, y_1, x_2, y_2) , with $x_1 \leq x_2$ and $y_1 \leq y_2$, along with the associated class label ℓ and objectness score. Then, to measure the overlap between two boxes b_1 and b_2 , we use the *Intersection over Union* defined as $\text{IoU}(b_1, b_2) = \text{Area}(b_1 \cap b_2) / \text{Area}(b_1 \cup b_2)$.

Bounding-box certificate. Given a predicted bounding box b , we aim to certify its size and location. Assume for now that we obtained certified lower and upper bound for each coordinate of b as $(\underline{x}_1, \underline{y}_1, \underline{x}_2, \underline{y}_2)$ and $(\bar{x}_1, \bar{y}_1, \bar{x}_2, \bar{y}_2)$. We say that a box is “certifiably correct” if the IoU between the ground truth bounding box and the worst-case bounding box, with coordinates respecting the certified bounds, is above a certain threshold. If $\underline{x}_2 \leq \bar{x}_1$ or $\underline{y}_2 \leq \bar{y}_1$, then the worst-case IoU is zero. Otherwise, the worst-case bounding box can always be found in the set $\{\underline{x}_1, \bar{x}_1\} \times \{\underline{y}_1, \bar{y}_1\} \times \{\underline{x}_2, \bar{x}_2\} \times \{\underline{y}_2, \bar{y}_2\}$. Hence, we simply enumerate all 16 boxes, and take the smallest IoU. As long as the worst-case IoU is larger than the threshold τ , then the box b is considered certifiably correct.

Label certificates. We treat the label $\ell \in \mathbb{N}$ as an additional coordinate. Again, assuming we obtained certified lower and upper bounds as $\bar{\ell}$ and $\underline{\ell}$, then ℓ is only considered certified when $\bar{\ell} = \underline{\ell}$.

In the next section, we describe the smoothing approach we use to obtain the required certified bounds on each coordinate.

4 Median Smoothing for Regression

A number of strategies have been proposed for certifying classifiers, many based on Gaussian means. We will see below that the bounds provided become fairly weak for regression problems. For this reason, we propose smoothing based on Gaussian *medians*, which provide considerably stronger bounds for regression networks such as object detectors.

Mean smoothing. Given a base function $f : \mathbb{R}^d \rightarrow \mathbb{R}$, its Gaussian smoothed analog is [3, 9, 24]

$$g(x) = \mathbb{E}[f(x + G)], \quad \text{where } G \sim N(0, \sigma^2 I). \quad (1)$$

In the context of classifier networks, where output heads take the form $f : \mathbb{R}^d \rightarrow [0, 1]$, a certificate can be obtained by bounding the gap between the highest and second-highest class probabilities [3]. However, we aim to apply the smoothing technique to a general regression problem, such as bounding box regression, with $f : \mathbb{R}^d \rightarrow [l, u]$. In that case, the bound on g can be rather loose, which follows by invoking Lemma 2 from [24] (see their appendix) with the normalized function $\frac{f(x)-l}{u-l}$ as stated below; see Appendix A for further discussion. Throughout, we use Φ to denote the cumulative distribution function (CDF) of the standard Gaussian distribution.

Corollary 1. [24] For any $f : \mathbb{R}^d \rightarrow [l, u]$, the map $\eta(x) = \sigma \cdot \Phi^{-1}(\frac{g(x)-l}{u-l})$ is 1-Lipschitz, implying

$$l + (u - l) \cdot \Phi\left(\frac{\eta(x) - \|\delta\|_2}{\sigma}\right) \leq g(x + \delta) \leq l + (u - l) \cdot \Phi\left(\frac{\eta(x) + \|\delta\|_2}{\sigma}\right) \quad (2)$$

Median smoothing. The issue with Gaussian smoothing is that the mean values it computes can be highly skewed by extreme values of the base function. Hence, the resulting bounds are rather loose when applied to functions with large variations in their outputs. This is not a problem for classifiers (which output values between 0 and 1), but is highly problematic for general regression problems.

To obtain tighter certificates, we utilize the percentiles of the output random variable instead of its mean. In particular, as the *median* is almost unaffected by outliers, a global bound on the base function is no longer required. Formally, we propose the following formulation.

Definition 1. Given $f : \mathbb{R}^d \rightarrow \mathbb{R}$ and $G \sim N(0, \sigma^2 I)$, we define the percentile smoothing of f as

$$\underline{h}_p(x) = \sup\{y \in \mathbb{R} \mid \mathbb{P}[f(x + G) \leq y] \leq p\} \quad (3)$$

$$\overline{h}_p(x) = \inf\{y \in \mathbb{R} \mid \mathbb{P}[f(x + G) \leq y] \geq p\} \quad (4)$$

While the two forms \underline{h}_p and \overline{h}_p are equivalent for continuous distributions, the distinction is needed to handle edge cases with discrete distributions. In the remainder of the paper, we will use h_p to denote the percentile-smoothed function when either definition can be applied. While h_p may not admit a closed form, we can approximate it by Monte Carlo sampling [3], as we explain in Section 5.

A useful property of percentile smoothing is that it always outputs a realizable output of the base function f . This can be useful when f produces discrete values or labels (as is the case for classifiers), or bounding boxes. In contrast, mean smoothing is a weighted average of the outputs, and it is more susceptible to outliers. For example, when two distinct bounding boxes are predicted, we select one or the other rather than their average.

Regression certificates. To certify a percentile-smoothed function h_p for input x under adversarial perturbations of bounded ℓ_2 -norm, we evaluate the function at x with two appropriate percentiles \underline{p} and \overline{p} . The basic idea is to first bound the probability that the output of the base function f will fall below a particular threshold Λ . A key observation is that this is equivalent to bounding a mean-smoothed indicator function $\mathbb{E}(\mathbf{1}_{f(x+G) < \Lambda})$, which satisfies the assumption of Corollary 2. We can then use this bound to further bound the change in the percentiles output by h_p ; see Appendix B for the full proof.

Lemma 1. A percentile-smoothed function h_p with adversarial perturbation δ can be bounded as

$$\underline{h}_{\underline{p}}(x) \leq h_p(x + \delta) \leq \overline{h}_{\overline{p}}(x) \quad \forall \|\delta\|_2 < \epsilon, \quad (5)$$

where $\underline{p} := \Phi(\Phi^{-1}(p) - \frac{\epsilon}{\sigma})$ and $\overline{p} := \Phi(\Phi^{-1}(p) + \frac{\epsilon}{\sigma})$, with Φ being the standard Gaussian CDF.

The immediate benefit of h_p is that the tightness of the bound now depends on the concentration of f around the p -th percentile of $f(x + G)$, per the local gap between the percentiles $\underline{h}_p(x)$ and $\overline{h}_p(x)$. In contrast, the bound obtained by g depends on the position of $\mathbb{E}[f(x + G)]$ relative to the global bounds per the extreme values l and u .

In addition, percentile smoothing can be applied without specifying the bounds l and u , which may be unknown a priori. Even when one or both of the bounds l and u is infinite, percentile smoothing provides a non-vacuous certificate where mean smoothing fails. For example, take f so that $f(x + G) \sim N(0, 1)$. In this case, it is easy to see that the bounds on $g(x + \delta)$ per Corollary 2 are vacuous, while $h_{50\%}(x + \delta)$ can be bounded between $\pm \|\delta\|_2 / \sigma$ by Lemma 2.

Now that we have a mechanism for bounding the individual coordinates output by an object detector, we proceed to describe the specifics of our approach and its implementation.

5 Implementing Detection Certificates

In order to certify the predictions output by the object detector, we aggregate multiple predictions made under randomly perturbed inputs using the median smoothing approach presented in Section 4. Roughly speaking, the more the aggregated predictions agree, the stronger the certificate.

Recall that each prediction consists of four coordinates (x_1, y_1, x_2, y_2) representing a bounding box, with the associated label $\ell \in \mathbb{N}$ treated as the fifth coordinate. As outlined in Section 3, the proposed certificate requires lower and upper bounds for each coordinate of each prediction.

Our certification strategy is based on treating each coordinate c as the output of a dedicated function f_c . Then, we apply median smoothing to certify each coordinate independently. The challenge to implementing this strategy is to consolidate multiple predictions, each with five coordinates, as a single vector so that certified regression can be applied. The main complication is that object detectors typically produce a variable-length list of predictions in no particular order. In contrast, our regression model requires a single vector with a consistent assignment of indices to prediction coordinates.

Certification pipeline. First, we compose a base detector b into a sequence $f = r \circ b \circ d$, where r encodes the predictions produced by b into one or more vectors, and d is a denoiser to improve concentration. Then, we work with the median smoothing of f , see Definition 1, and use Monte Carlo sampling to approximate $h_p(x)$ along with lower and upper bounds. See Figure 2 for the overall workflow and Algorithm 1 for the pseudocode.

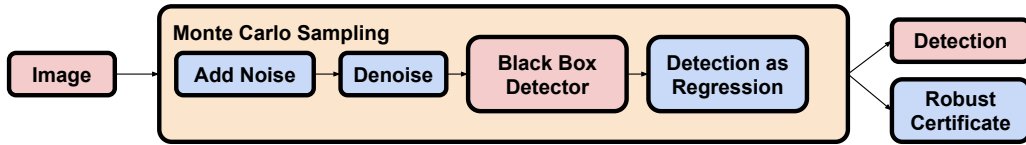


Figure 2: Converting a base detector to a certified robust detector.

Denoising. The denoiser d is applied to the input of the base detector b . The idea is that, since the Gaussian smoothing certificate can be applied to any pipeline, we might as well apply it to one that begins with a denoiser that removes most of the Gaussian noise. This makes $f(x + G)$ more concentrated [25], resulting in a stronger certificate without re-training on noisy data.

Encoding detectors as regressors. Given n detections of potential objects, the corresponding predictions can be represented as $u \in \mathbb{R}^{n \times 5}$, where n may vary across random perturbations. We aim to convert u into a suitable vector $v = r(u)$. A naive approach to implement the encoding r is to simply copy u into v before possibly padding v with sentinel entries up to the desired length. However, even if the detector produces the same predictions under different noises, their ordering may be different leading to inconsistencies that weaken the certificate.

To improve the consistency of the encoded regression vectors, we propose two operations. The first operation is based on *sorting* the predictions in u either by their objectness scores or by the centers of

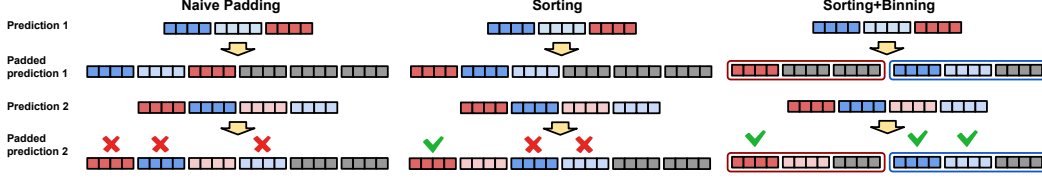


Figure 3: Even when the bounding boxes predicted for one image appear among the predictions for another noisy sample, the outputs will appear completely different if the boxes are not ordered in the same way. In the first column, we convert the detected output into a fixed length vector by directly padding the output, and none of the boxes are aligned. In the second column, we sort the boxes by location first before padding, allowing us to align one box out of three. In the third column, we place the boxes into corresponding bins before sorting, and this approach aligns all three boxes as desired.

their bounding boxes.¹ The second operation is based on partitioning u into independent *bins* based on the labels or the locations² of the predictions, with each bin b_i encoded separately as a vector v_i . Detecting a different number of objects in some bin does not affect the other bins; see Figure 3. For example, when binning by label, a dog which is only detected under some perturbations would not impact the certificates produced for any cars; see Figure 1. As the random perturbations may produce vectors of varying lengths, we implicitly assume that all vectors are padded with sentinel values, taken as ∞ , such that every coordinate has a corresponding realization in all outputs.

Algorithm 1 Prediction and Certified Detection

```

function DETECT( $f, x, \sigma, n$ )
   $\hat{x} \leftarrow \text{AddGaussianNoise}(x, \sigma, n)$  ▷  $\hat{x}$  is  $n$  times as large as  $x$ 
   $\hat{y} \leftarrow \text{toRegression}(f(\hat{x}))$  ▷ Convert detection output into regression vectors
   $\hat{y} \leftarrow \text{Sort}(\hat{y})$  ▷ Sort each coordinates along the batch dimension
   $y_{\text{median}} \leftarrow \hat{y}_{[0.5n]}$  ▷ Take the median
   $\text{bbox}, \ell \leftarrow \text{toDetection}(y_{\text{median}})$ 
  return  $\text{bbox}, \ell$ 

function CERTIFYDETECT( $f, x, \sigma, n, \epsilon, c$ )
   $q_u, q_l \leftarrow \text{GetEmpiricalPerc}(n, \epsilon, c)$ 
   $\hat{x} \leftarrow \text{AddGaussianNoise}(x, \sigma, n)$  ▷  $\hat{x}$  is  $n$  times as large as  $x$ 
   $\hat{y} \leftarrow \text{toRegression}(f(\hat{x}))$ 
   $\hat{y} \leftarrow \text{Sort}(\hat{y})$  ▷ Sort each coordinates along the batch dimension
   $y_{\text{median}} \leftarrow \hat{y}_{[0.5n]}$  ▷ Take the median
   $y_u, y_l \leftarrow \hat{y}_{q_u}, \hat{y}_{q_l}$  ▷ Take the  $q$ th order statistics
   $\text{bbox}, \ell, \underline{\text{bbox}}, \underline{\ell}, \overline{\text{bbox}}, \overline{\ell} \leftarrow \text{toDetection}(y_{\text{median}}, y_u, y_l)$ 
  return  $\text{bbox}, \ell, \underline{\text{bbox}}, \underline{\ell}, \overline{\text{bbox}}, \overline{\ell}$ 

```

Evaluation of h_p (GetEmpiricalPerc). In practice, we resort to using Monte Carlo sampling to approximate the upper bound of $\bar{h}_p(x)$ and lower bound of $\underline{h}_p(x)$ similar to [3]. Given n draws $\{G_1, G_2, \dots, G_n\}$, we evaluate $X_i = f(x + G_i) \in \mathbb{R}$. Then, we find the corresponding order statistics $0 = K_0 \leq K_1 \leq K_2 \leq \dots \leq K_n \leq K_{n+1} = \infty$. We want to find the empirical order statistic K_{q^u} and K_{q^l} , such that $P(K_{q^u} \geq \bar{h}_p) \geq \alpha$ and $P(K_{q^l} \leq \underline{h}_p) \geq \alpha$. Specifically, given an order statistic K_{q^u} , we can evaluate $P(K_{q^u} \geq \bar{h}_p)$ explicitly using the binomial formula below.

$$P(\bar{h}_p \leq K_{q^u}) = \sum_{i=1}^{i=q^u} P(K_{i-1} < \bar{h}_p \leq K_i) = \sum_{i=1}^{j=q^u} \binom{n}{i} (\bar{p})^i (1 - \bar{p})^{n-i} \quad (6)$$

¹When sorting by centers, we first sort vertically then horizontally. We found that this is important in achieving better results as in the object detection task, the horizontal location of a detected object seems to be more informative than the vertical location.

²For location binning, we split the image into 3x3 grid cells, and gather the corresponding boxes into bins based on the center of the box.

A similar formula can be derived for $P(\underline{h}_p \geq K_{q^l})$. We can then use binary search to find the smallest q^u and largest q^l such that $P(\bar{h}_p \leq K_{q^u}) \geq \alpha$ and $P(\underline{h}_p \geq K_{q^l}) \geq \alpha$ are satisfied.

Robustness metrics and performance evaluation. To evaluate the robustness of the smoothed object detector, we use the *certified precision and recall* calculated as follows. To get the number of certifiably correct boxes, we count the number of detections whose worst-case IoU with the corresponding ground-truth box exceeds the threshold τ . To calculate the certified precision, we also need to know the maximum possible number of detections under any perturbed input. We upper bound this number by counting all certifiably non-empty entries across all regression vectors.

$$\text{Certified Recall} = \frac{\# \text{ certifiably correct detections}}{\# \text{ ground-truth detections}} \quad (7)$$

$$\text{Certified Precision} = \frac{\# \text{ certifiably correct detections}}{\max \# \text{ predicted detections}} \quad (8)$$

6 Experiments

We use YOLOv3 [22], pretrained on the MS-COCO dataset [15], as our black-box detector where the objectness and IoU thresholds for NMS are set to 0.8 and 0.4, respectively. The evaluation is done on the first 500 images of the test set, out of 5000 total, with adversarial perturbations $\|\delta\|_2 < \epsilon = 0.36$. We set the IoU threshold for certification $\tau = 0.5$, as it is a common setting for evaluation on the MS-COCO dataset [15]. To perform the smoothing, we inject Gaussian noise with standard deviation $\sigma = 0.25$. The estimated upper and lower bound for each coordinate are selected such that they bound the true $\bar{h}_p(x)$ and $\underline{h}_p(x)$ with confidence $\alpha = 99.999\%$. For denoising, we use the DNCNN denoiser [32] pretrained by [25] (with $\sigma = 0.25$).

We find all three approaches – sorting, binning, and denoising – are helpful in increasing the certified precision and recall of the smoothed detector. All of these methods complement each other for the most part, and we are able to achieve the most robust object detector by using all three methods. Specifically, we find that sorting by box location works best, and that prepending a denoiser is indeed very important for both the clean and certified precision and recall.

Sorting and binning methods. We find that sorting bounding boxes by location consistently performs better than sorting them by objectness score, as shown in Table 1. The only scenario where objectness sorting beats location sorting is when we use only location information for binning – we speculate that using independent criteria for both sorting and binning results in a more informed alignment of boxes.

Both label binning and location binning also consistently boost the certified precision/recall. Compared to no binning, label binning alone could increase the precision by 5%, as shown in Table 1. Furthermore, the two binning methods complement each other, and we are able to achieve the best certified precision/recall by combining both location binning and label binning.

Sorting Method	Binning Method	Precision	Recall	Certified Precision	Certified Recall
<u>Blackbox Detector</u>		88.26%	38.28%	-	-
Objectness	None	80.34%	15.08%	22.39%	6.01%
Location	None	84.33%	15.75%	25.30%	6.78%
Objectness	Label	85.66%	15.78%	25.63%	7.48%
Location	Label	88.60%	16.32%	29.98%	8.81%
Objectness	Location	86.57%	16.00%	27.81%	8.18%
Location	Location	87.59%	16.16%	27.25%	7.99%
Objectness	Location+Label	89.73%	16.13%	27.87%	8.81%
Location	Location+Label	89.08%	16.10%	28.86%	9.10%

Table 1: Certified precision/recall using various sorting and binning methods.

Denoising. Because we do not retrain the detector under noise, denoising the image first is extremely important in achieving good certified precision/recall. In Table 2, we present performance with and without the denoiser – given the results in Table 1 as summarized above, we restrict experiments to the location sorting method. Without the denoiser, the certified precision/recall drops by an average of 13.44%.

Binning Method	Denoise	Precision	Recall	Certified Precision	Certified Recall
None	Yes	84.33%	15.75%	25.30%	6.78%
None	No	54.94%	9.74%	9.03%	2.83%
Label	Yes	88.60%	16.32%	29.98%	8.81%
Label	No	63.49%	10.18%	10.40%	4.01%
Location	Yes	87.59%	16.16%	27.25%	7.99%
Location	No	61.64%	10.28%	10.98%	3.98%
Location+Label	Yes	89.08%	16.10%	28.86%	9.10%
Location+Label	No	66.25%	10.18%	10.56%	4.49%

Table 2: Denoising significantly improves the certified precision/recall. Sorting method: location.

Precision and recall. The precision of the base detector does not drop much after smoothing. In certain cases, the clean precision is even increased slightly compared to the black-box detector; see Table 1. In contrast, the recall is harmed significantly after smoothing, dropping from 38.28% to 16.32%. As a way to mitigate this shortcoming, we consider the effect of reducing the objectness threshold of the black-box detector, as shown in Table 3. In general, allowing the black-box detector to output boxes with a lower objectness threshold allows us to trade off precision for improved recall for the certified detector.

While the certified precision/recall are still far below the requirements of real-world applications, the proposed smoothing approach is able to certify over two thirds of the predicted boxes *without* any re-training of the base detector.

Objectness Threshold	Precision	Recall	Certified Precision	Certified Recall
0.8	89.08%	16.10%	28.86%	9.10%
0.6	85.37%	19.12%	25.82%	10.98%
0.4	80.36%	21.48%	20.72%	11.68%
0.2	71.20%	25.01%	15.49%	12.57%

Table 3: Trading-off the certified precision/recall of the smoothed detector by changing the objectness threshold of the black-box detector. Here we used location sorting with location and label binning.

7 Conclusion and Future Work

We propose a new type of randomized smoothing using a percentile instead of an expectation, such that certificates can be easily generated for regression-type problems. We then apply it to obtain the first certified defense for object detectors. Some potential future work includes decreasing the sample complexity of our randomized certificate, extending our robust detector to defend against other threat models like patch attacks leveraging the method from [11], or using a learning approach to find a better reduction from detection to regression compared to our binning/sorting approach. We note that the machinery we have developed for certifying regression problems is largely application agnostic, and we hope it can find use in certifying a range of other regression tasks.

Broader Impact

Neural networks are very powerful tools, and society will benefit greatly if they can be used in a broader range of safety critical applications. In particular, object detectors can be used in many systems that must visually perceive and interact with the real world – perhaps most strikingly, in autonomous vehicles. Ensuring the safety and predictability of neural networks is critical in enabling the application of neural networks in these areas, and certificates associated with safety with respect to a particular model are very useful in providing assurance that the neural network cannot be exploited by malicious actors. At the same time, there is real concern about the privacy impact of widespread deployment of modern computer vision systems, including systems like object detectors and face recognition systems that produce bounding boxes. If individuals wish to use physical or digital adversarial examples to protect their privacy, the techniques we present might make it more difficult for them to do so, although it is not actually clear that adversarial examples will ultimately prove effective or useful for protecting privacy. In any case, we are not aware of any real-world adversarial attacks being performed “in the wild”, for good or ill. We believe the concrete positive impact on safety is probably greater than a hypothetical negative impact on privacy.

Acknowledgments

Curry and Dickerson were supported in part by NSF CAREER Award IIS-1846237, DARPA GARD #HR00112020007, DARPA SI3-CMD #S4761, DoD WHS Award #HQ003420F0035, and a Google Faculty Research Award. Goldstein and his students were supported by DARPA GARD, DARPA QED4RML, and the National Science Foundation DMS directorate.

References

- [1] Rudy Bunel, Jingyue Lu, Ilker Turkaslan, Philip HS Torr, Pushmeet Kohli, and M Pawan Kumar. Branch and bound for piecewise linear neural network verification. *arXiv preprint arXiv:1909.06588*, 2019.
- [2] Shang-Tse Chen, Cory Cornelius, Jason Martin, and Duen Horng Polo Chau. Shapeshifter: Robust Physical Adversarial Attack on Faster R-CNN Object Detector. In *Joint European Conference on Machine Learning and Knowledge Discovery in Databases*, pages 52–68. Springer, 2018.
- [3] Jeremy M Cohen, Elan Rosenfeld, and J. Zico Kolter. Certified Adversarial Robustness via Randomized Smoothing. *arXiv preprint arXiv:1902.02918*, 2019.
- [4] Kevin Eykholt, Ivan Evtimov, Earlene Fernandes, Bo Li, Amir Rahmati, Florian Tramer, Atul Prakash, Tadayoshi Kohno, and Dawn Song. Physical adversarial examples for object detectors. In *WOOT*, 2018.
- [5] Kevin Eykholt, Ivan Evtimov, Earlene Fernandes, Bo Li, Amir Rahmati, Chaowei Xiao, Atul Prakash, Tadayoshi Kohno, and Dawn Song. Robust physical-world attacks on deep learning models. In *CVPR*, 2018.
- [6] Ian J Goodfellow, Jonathon Shlens, and Christian Szegedy. Explaining and harnessing adversarial examples. In *ICLR*, 2015.
- [7] Sven Gowal, Krishnamurthy Dvijotham, Robert Stanforth, Rudy Bunel, Chongli Qin, Jonathan Uesato, Relja Arandjelovic, Timothy Mann, and Pushmeet Kohli. On the effectiveness of interval bound propagation for training verifiably robust models. *arXiv preprint arXiv:1810.12715*, 2018.
- [8] Alexey Kurakin, Ian Goodfellow, and Samy Bengio. Adversarial examples in the physical world. In *ICLR Workshop*, 2017.
- [9] Mathias Lecuyer, Vaggelis Atlidakis, Roxana Geambasu, Daniel Hsu, and Suman Jana. Certified Robustness to Adversarial Examples with Differential Privacy. In *2019 IEEE Symposium on Security and Privacy (SP)*, pages 656–672, 2019.

- [10] Mark Lee and J. Zico Kolter. On Physical Adversarial Patches for Object Detection, 2019.
- [11] Alexander Levine and Soheil Feizi. (De) Randomized Smoothing for Certifiable Defense against Patch Attacks. *arXiv preprint arXiv:2002.10733*, 2020.
- [12] Yuezun Li, Daniel Tian, Ming-Ching Chang, Xiao Bian, and Siwei Lyu. Robust adversarial perturbation on deep proposal-based models. In *BMVC*, 2018.
- [13] Yuezun Li, Xiao Bian, Ming-Ching Chang, and Siwei Lyu. Exploring the vulnerability of single shot module in object detectors via imperceptible background patches. In *BMVC*, 2019.
- [14] Quanyu Liao, Xin Wang, Bin Kong, Siwei Lyu, Youbing Yin, Qi Song, and Xi Wu. Category-wise Attack: Transferable Adversarial Examples for Anchor Free Object Detection, 2020.
- [15] Tsung-Yi Lin, Michael Maire, Serge Belongie, James Hays, Pietro Perona, Deva Ramanan, Piotr Dollár, and C Lawrence Zitnick. Microsoft coco: Common objects in context. In *European conference on computer vision*, pages 740–755, 2014.
- [16] Tsung-Yi Lin, Priya Goyal, Ross Girshick, Kaiming He, and Piotr Dollár. Focal loss for dense object detection. In *ICCV*, 2017.
- [17] Xin Liu, Huanrui Yang, Ziwei Liu, Linghao Song, Hai Li, and Yiran Chen. DPatch: An Adversarial Patch Attack on Object Detectors, 2018.
- [18] Aleksander Madry, Aleksandar Makelov, Ludwig Schmidt, Dimitris Tsipras, and Adrian Vladu. Towards deep learning models resistant to adversarial attacks. *arXiv preprint arXiv:1706.06083*, 2017.
- [19] Matthew Mirman, Timon Gehr, and Martin Vechev. Differentiable abstract interpretation for provably robust neural networks. In *International Conference on Machine Learning*, pages 3578–3586, 2018.
- [20] Seyed-Mohsen Moosavi-Dezfooli, Alhussein Fawzi, Omar Fawzi, and Pascal Frossard. Universal adversarial perturbations. In *CVPR*, 2017.
- [21] Aditi Raghunathan, Jacob Steinhardt, and Percy Liang. Certified defenses against adversarial examples. *arXiv preprint arXiv:1801.09344*, 2018.
- [22] Joseph Redmon and Ali Farhadi. Yolov3: An incremental improvement. *arXiv preprint arXiv:1804.02767*, 2018.
- [23] Shaoqing Ren, Kaiming He, Ross Girshick, and Jian Sun. Faster r-cnn: Towards real-time object detection with region proposal networks. In *NIPS*, 2015.
- [24] Hadi Salman, Jerry Li, Ilya Razenshteyn, Pengchuan Zhang, Huan Zhang, Sebastien Bubeck, and Greg Yang. Provably Robust Deep Learning via Adversarially Trained Smoothed Classifiers. In *Advances in Neural Information Processing Systems*, 2019.
- [25] Hadi Salman, Mingjie Sun, Greg Yang, Ashish Kapoor, and J. Zico Kolter. Black-box Smoothing: A Provable Defense for Pretrained Classifiers, 2020.
- [26] Mahmood Sharif, Sruti Bhagavatula, Lujo Bauer, and Michael K Reiter. Accessorize to a crime: Real and stealthy attacks on state-of-the-art face recognition. In *ACM CCS*, 2016.
- [27] Simen Thys, Wiebe Van Ranst, and Toon Goedemé. Fooling automated surveillance cameras: adversarial patches to attack person detection. In *CVPR Workshop*, 2019.
- [28] Xingxing Wei, Siyuan Liang, Ning Chen, and Xiaochun Cao. Transferable adversarial attacks for image and video object detection. In *IJCAI*, 2019.
- [29] Eric Wong and J Zico Kolter. Provable defenses against adversarial examples via the convex outer adversarial polytope. *arXiv preprint arXiv:1711.00851*, 2017.
- [30] Zuxuan Wu, Ser-Nam Lim, Larry Davis, and Tom Goldstein. Making an Invisibility Cloak: Real World Adversarial Attacks on Object Detectors, 2019.

- [31] Cihang Xie, Jianyu Wang, Zhishuai Zhang, Yuyin Zhou, Lingxi Xie, and Alan Yuille. Adversarial examples for semantic segmentation and object detection. In *ICCV*, 2017.
- [32] Wangmeng Zuo, Kai Zhang, and Lei Zhang. *Convolutional Neural Networks for Image Denoising and Restoration*, pages 93–123. Springer International Publishing, 2018.

A Weaknesses of Mean Smoothing

In contrast to classification networks, where each output head encodes a function $f : \mathbb{R} \rightarrow [0, 1]$, the output of regression networks may vary over a larger range of values, e.g., between some lower and upper bounds l and u . If we directly apply the same techniques for certifying classification output, based on bounding the gap between the highest and second-highest class probabilities, the resulting bounds on regression can be rather loose. To better articulate this claim, we derived the following result following the work in [24], as we recall from the main paper.

Corollary 2. [24] For any $f : \mathbb{R}^d \rightarrow [l, u]$, the map $\eta(x) = \sigma \cdot \Phi^{-1}(\frac{g(x)-l}{u-l})$ is 1-Lipschitz, implying

$$l + (u - l) \cdot \Phi\left(\frac{\eta(x) - \|\delta\|_2}{\sigma}\right) \leq g(x + \delta) \leq l + (u - l) \cdot \Phi\left(\frac{\eta(x) + \|\delta\|_2}{\sigma}\right) \quad (9)$$

In light of the statement above, we make the following remarks.

Location dependence. Since Φ^{-1} is flatter around 0.5 and steeper as it gets closer to 0 or 1, the non-linear Lipschitz bound in Corollary 2 is tightest when $g(x)$ is closer to u or l and loosest when $g(x) = \frac{u+l}{2}$. In the context of bounding-box regression, the coordinate-wise bound for the bounding box would be tighter when the sides of the bounding box are closer to the edges of the image, but looser when the sides are closer to the middle of the image. This strong bias in the tightness of the bound depending on the location of the box weakens the resulting worst-case bounds and makes the system more vulnerable to attacks targeting the middle portion of the output range.

Skewness. The mean-smoothed certificate is less sensitive to the shape of the distribution of $f(x + G)$. Intuitively, we would hope that the bound should be tighter for a more concentrated distribution compared to one that is more uniform. For example, the distribution could be significantly concentrated around a certain value in the support, but the mean-smoothed certificate only uses the expectation $\mathbb{E}[f(x + G)]$, which can be skewed by long tails and outliers.

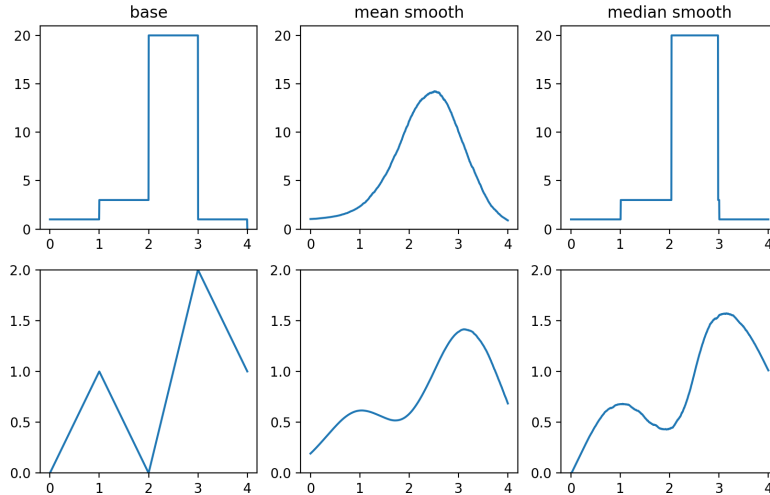


Figure 4: Smoothing two functions with $G \sim N(0, 0.5^2)$: discrete (top) and continuous (bottom).

Blurring. When the base function f outputs discrete values, its median smoothing will also stay discrete, whereas mean smoothing would be continuous; see the first row of Figure 4. Moreover, when the base function is continuous, median smoothing tends to be more similar to the original function; see the second row of Figure 4 where mean-smoothed outputs are attracted to 1, e.g., overestimating $f(2)$ and underestimating $f(3)$ in contrast to median smoothing which is more concentrated in the neighborhood of each input.

B Proof of Lemma 2 - Adversarial Bounds for Percentile Smoothing

Recall the definition of percentile smoothing as follows. Given a base function $f : \mathbb{R}^d \rightarrow \mathbb{R}$, with $G \sim N(0, \sigma^2 I)$, we defined the *percentile smoothing* of f as

$$\underline{h}_p(x) = \sup\{y \in \mathbb{R} \mid \mathbb{P}[f(x + G) \leq y] \leq p\} \quad (10)$$

$$\bar{h}_p(x) = \inf\{y \in \mathbb{R} \mid \mathbb{P}[f(x + G) \leq y] \geq p\} \quad (11)$$

where we use h_p for convenience when the distinction is irrelevant.

In this appendix, we derive a bound on the variation in the percentile-smoothed function h_p when the input is corrupted by an adversarial perturbation δ of bounded ℓ_2 -norm. We do so by proving the following statement, which we recall from the main paper.

Lemma 2. *A percentile-smoothed function h_p with adversarial perturbation δ can be bounded as*

$$\underline{h}_p(x) \leq h_p(x + \delta) \leq \bar{h}_p(x) \quad \forall \|\delta\|_2 < \epsilon, \quad (12)$$

where $\underline{p} := \Phi(\Phi^{-1}(p) - \frac{\epsilon}{\sigma})$ and $\bar{p} := \Phi(\Phi^{-1}(p) + \frac{\epsilon}{\sigma})$, with Φ being the standard Gaussian CDF.

Proof. Consider the event $f(x + G) \leq \bar{h}_p(x)$, where $G \sim N(0, \sigma^2 I)$, and let $\mathbb{1}_{f(x+G) \leq \bar{h}_p(x)}$ be the corresponding indicator function. We can treat the expectation of the indicator as a function of x , which we denote by $\mathcal{E}(x) = \mathbb{E}[\mathbb{1}_{f(x+G) \leq \bar{h}_p(x)}]$, and we have that $\mathcal{E} : \mathbb{R}^d \rightarrow [0, 1]$. Hence, the mapping $x \mapsto \sigma \cdot \Phi^{-1}(\mathcal{E}(x))$ is 1-Lipschitz by Corollary 2 [24]. Noting that $\mathcal{E}(x) = \mathbb{P}[f(x + G) \leq \bar{h}_p(x)]$, we also have that

$$x \mapsto \sigma \cdot \Phi^{-1}(\mathbb{P}[f(x + G) \leq \bar{h}_p(x)])$$

is 1-Lipschitz. It follows that under the perturbation by δ , we have

$$\sigma \cdot \Phi^{-1}(\mathbb{P}[f(x + \delta + G) \leq \bar{h}_p(x)]) \geq \sigma \cdot \Phi^{-1}(\mathbb{P}[f(x + G) \leq \bar{h}_p(x)]) - \|\delta\|_2.$$

Rearranging, we get that

$$\begin{aligned} \Phi^{-1}(\mathbb{P}[f(x + \delta + G) \leq \bar{h}_p(x)]) &\geq \Phi^{-1}(\mathbb{P}[f(x + G) \leq \bar{h}_p(x)]) - \frac{\|\delta\|_2}{\sigma} \\ &\geq \Phi^{-1}(\mathbb{P}[f(x + G) \leq \bar{h}_p(x)]) - \frac{\epsilon}{\sigma} \quad (\|\delta\|_2 \leq \epsilon) \\ &= \Phi^{-1}(\bar{p}) - \frac{\epsilon}{\sigma} \quad (\text{By the definition of } \bar{h}_p(x)) \\ &= \Phi^{-1}(p) \quad (\text{By the definition of } \bar{p}) \end{aligned}$$

By the monotonicity of Φ , we get that

$$\mathbb{P}[f(x + \delta + G) \leq \bar{h}_p(x)] \geq p$$

Recalling that $\bar{h}_p(x + \delta) = \inf\{y \in \mathbb{R} \mid \mathbb{P}[f(x + \delta + G) \leq y] \geq p\}$, we get that

$$\bar{h}_p(x + \delta) \leq \bar{h}_p(x). \quad (13)$$

Similarly, it can be shown that for all $\|\delta\|_2 < \epsilon$, we have

$$\underline{h}_p(x) \leq \underline{h}_p(x + \delta). \quad (14)$$

Combining the two bounds, and recalling the convenience notation of h_p , the proof follows. \square

C Certified Precision and Recall for Varying ℓ_2 -Norm Bounds

To examine how the performance of our certified detector degrades as the adversary becomes stronger, we consider perturbations for larger values of ϵ . As in the experiments reported in the main paper, we use the first 500 images of the MS-COCO dataset for testing on a pretrained YOLOv3 detector with an objectness threshold of 0.8 and an IoU threshold of 0.4. As in the main paper, we used an IoU threshold $\tau = 0.5$ for certification.

Table 4 below shows the certified precision and recall for $\|\delta\|_2 \leq \epsilon$, for varying values of ϵ compared to the setting $\epsilon = 0.36$ we used in the main paper. For the purposes of this comparison, we used location sorting with location and label binning. Note that the non-certified clean precision and recall obtained for this setup are 89.30% and 16.07%, respectively.

ϵ	Certified Precision	Certified Recall
0.10	63.13%	13.46%
0.25	41.39%	10.79%
0.36	28.86%	9.10%
0.50	15.82%	6.78%

Table 4: Certified precision and recall for different bounds on the perturbation $\|\delta\|_2 \leq \epsilon$.

Note that the certified precision drops much faster because the maximum number of possible predictions increases quite quickly as ϵ becomes larger.