

# Discounting Damage: Non-Linear Discounting and Default Compensation

Valuation of Non-Replicable Value and Damage

Version 0.2.5

(work in progress)

Christian Fries <sup>\*†‡</sup>

June 12th, 2020

\*<http://www.christianfries.com>

†Department of Mathematics, University of Munich, Theresienstraße 39, 80333 München, Germany

‡DZ Bank AG Deutsche Zentral-Genossenschaftsbank, Platz der Republik, 60325 Frankfurt am Main, Germany

## **Abstract**

In this short note we develop a model for discounting.

A focus of the model is the discounting, when discount factors cannot be derived from market products. That is, a risk-neutralizing trading strategy cannot be performed.

This is the case, when one is in need of a risk-free (default-free) discounting, but default protection on funding providers is not traded. For this case, we introduce a default compensation factor ( $\exp(+\tilde{\lambda}T)$ ) that describes the present value of a strategy to compensate for default (like buying default protection would do).

In a second part, we introduce a model, where the survival probability depends on the required notional. This model is different from the classical modelling of a time-dependent survival probability ( $\exp(-\lambda T)$ ). The model especially allows that large liquidity requirements are instantly more likely to default than small ones.

Combined the two approaches build a framework in which discounting (valuation) is non-linear.

The framework can lead to the effect that discount-factors for very large liquidity requirements or projects are an increasing function of time.

# Contents

<b>1</b>	<b>Introduction</b>	<b>4</b>
1.1	Valuation of a Liability contains the Option to Default . . . . .	4
1.2	Valuation of a Damage . . . . .	5
1.3	Related Topics . . . . .	6
1.3.1	Scocial Discounting and Long Term Rates . . . . .	6
1.4	Layout of the Paper . . . . .	6
<b>2</b>	<b>Risk Neutral Valuation and Market Implied Discounting</b>	<b>7</b>
2.1	Measures and Times . . . . .	8
2.2	Rates and Compounding . . . . .	8
2.3	Survival Probabilities and Measures . . . . .	8
<b>3</b>	<b>Discounting Damage</b>	<b>10</b>
3.1	Buying Default Protection at a Market Price . . . . .	10
3.2	Guaranteeing a Payment from Diversified Funding . . . . .	10
3.3	Accounting for the Risk . . . . .	11
<b>4</b>	<b>Notional Dependency</b>	<b>14</b>
4.1	Modelling a Notional Dependent Default Probability . . . . .	14
4.2	Analogy to Intensity based Models with Poisson like Default Process . . . . .	16
4.3	Notional dependent Discounting . . . . .	17
4.4	Remarks . . . . .	18
<b>5</b>	<b>Implementation and Numerical Experiments</b>	<b>19</b>
5.1	Models . . . . .	20
5.2	Portfolio Effects . . . . .	20
5.3	Probability Measure . . . . .	20
5.4	Non-Linearity, Variance Dependency . . . . .	21
5.5	Numerical Results . . . . .	21
5.5.1	Analogy to Intensity Based Models . . . . .	21
5.5.2	A Forward with Non-Linear Discounting . . . . .	22
5.5.3	Asymmetry . . . . .	23
5.5.4	Temporal Dependency . . . . .	24
<b>6</b>	<b>Conclusion</b>	<b>27</b>
<b>7</b>	<b>References</b>	<b>28</b>

# 1 Introduction

The concept of valuation tries to determine an equivalent present value for a future value. Here, the *value* can be positive (a claim) or negative (a liability, or a damage). Apart from the fact that future values may be uncertain, which requires some notion of an expectation, a concept for risk and a price (or value) assigned to risk, it is required to define the dependency on time. A time-value. This is usually called discounting.

In mathematical finance, one possible approach to derive a value of a financial product is to define it through its current market price. If a financial product does not have a market price, one may try to associate the value of this product with a function of other market observed products by establishing a relation among these products, e.g. a *replication strategy*.

Under suitable (and fairly strong) assumptions, a mathematical theory is applicable that represents the present value as an expectation of (the distribution of) future values under a (stochastic) model, parametrized solely by market observables. This approach constitutes a *market-implied valuation* with a model using market-implied parameters.

Market implied valuation is a reasonable approach in many situations, but maybe not in everyone. The most critical assumption in this approach is the ability to perform a replication (hedging). With that regard, it should be stressed that even if replication could be performed in theory, a market-implied valuation is not admissible if such a risk-neutralizing replication is not performed in practice.

In the following, we will often use the word value, regardless if it is a cost or a benefit, because its just a matter of the sign. Furthermore, the sign of the value, depends on the observe, in a bilateral contract one counterparty's claim is the other counterparty's liability.

## 1.1 Valuation of a Liability contains the Option to Default

The market-implied valuation of a liability gives rise to a possibly counter-intuitive dependency on market-implied default probability. Consider a loan, where a counterparty borrows a unit 1 in time  $t$ , to be paid back in  $T$ . To compensate for interest and the risk to default, the amount paid back  $1 \cdot \exp(r^f(T - t))$  with some rate  $r^f$ . If the counterparty has a larger probability to fail on paying back, the rate  $r^f$  will be larger.

Consider a liability where a counterparty is liable to pay unit 1 at a future time  $T > t$ . This amount is just a fraction, namely  $\exp(-r^f(T - t))$ , of the payment in the previously mentioned loan. Hence, the value of this liability in time  $t$  is that fraction of the corresponding loan taken in  $t$ , namely  $1 \cdot \exp(-r^f(T - t))$ .

Now, if the creditworthiness of the counterparty decreases, the rate  $r^f$  will increase (the compensation contracted on loan will increase) and hence, the value of any existing liability will decrease. This effect is reasonable from the lenders perspective, since the probability that the

borrower defaults on the payment increased. However, the effect appears awkward from the borrowers perspective. Since the value of a liability is negative for him, he profits from an increase in the probability of default. Yet, this is reasonable, since the default is an option for him, in which he does not need to pay.

## 1.2 Valuation of a Damage

While the valuation of a liability in the previously discussed form is well-grounded, it cannot be applied to access the present (time  $t$ ) value a future *damage* that occurs in time  $T$ . Consider some environmental damage that needs to be repaired or compensated by all means. Assume some model predicts that the time  $T$  value (i.e., cost) of this damage is  $V(T)$ . It seems tempting to consider the time  $t$  value as discounted  $V(t) = V(T) \exp(-r^f(T - t))$ . This may appear reasonable since it is the value that has to be contracted in  $t$  to achieve a corresponding payment in  $T$ .

Note, however, that such a discounting includes the possibility to default on the liability. However, for the damage, there is no option to default on it.<sup>1</sup> For that reason, one may conclude that the right way of discounting in this case, would be to use some (idealized) *risk-free* rate  $r$  (lower than  $r^f$ ) such that  $V(t) = V(T) \exp(-r(T - t))$ . But then, this approach depends on the ability to perform a risk-free replication, which is - if at all - possible only for liquid market assets.

Furthermore, the existence of a risk-free interest rate is a illusion, or at best, an approximation only valid for *very* short maturities.

In this note, we like to take a look at discounting for values (cost) of events, that cannot be replicated but have to be compensated by all means. Examples are damages evaluated in climate models or economic damages by pandemics. We will derive two frameworks:

- a discounting based on a diversification of default risk, which may lead to discount factors larger than 1, exhibiting the impact of a possible mismatch of market-implied and realized default probabilities, and,
- a valuation, where the (realized) default probability depends on the requested notional, i.e., is non-linear in the notional.

We will combine the two aspects. Since the market implied default intensity is a market-expectation for common cash-flows and the realized default intensity is state-dependent, large (or huge) cash-flows may receive discount factors larger than 1.

<sup>1</sup>With the possible exception to factor in the option of our own extinction.

## 1.3 Related Topics

### 1.3.1 Social Discounting and Long Term Rates

For a discussion on the role of discounting to determine present values of future events, e.g. related to damages related to climate change we refer the reader to [6, 1] and references therein.

In [2] the long maturity limit of interest rates is discussed, linking to the problem of valuation of long-term projects. We refer the reader to [2] and references therein.

As noted there, a major issue with discounting is that under certain assumptions the discount factor is an exponential function of maturity,  $\exp(-r(T - t))$  and this exponential weight for future cash-flow, which results in an underweight of future events.

Let  $P(T; t)$  denote the time  $t$  value of a zero-coupon bond with maturity  $T$  and  $P(S, T; t)$  the time- $t$  value of a forward bond, that is the time- $t$  value of the price to be paid in  $S$  to receive 1 in  $T$ . The exponential discounting follows from the assumption of time-consistence ( $P(S, T; t) = P(0, T - S; t) = P(T - S; t)$ ) and the absence of arbitrage. via

$$P(T; t) = P(S; t)P(T - S; t). \quad (1)$$

However, the relation (1) assumes a re-investment strategy, that is, a trading strategy and neglects the possibility that the bonds used in the strategy defaults.

## 1.4 Layout of the Paper

In Section 2 we will shortly review discounting as it arises in the context of risk-neutral valuation. This makes the assumptions that claims can be replicated by trading in a market. Valuations are hence market implied.

In Section 3 we ask how to provide funding for a future cash-flow, when all market traded instruments are defaultable. Instead of bonds, we consider funding providers, that is, counterparties that can provided funding (that is, a zero-bond), but which are subject to default. The need to compensate for default by diversification induces a discount factor that can be larger than 1.

In Section 4 we assume that the default probability of the funding provider depends on the required fund. This means, than the discount factor depends on the notional. That is, discounting is non-linear in the notional.

We conclude in Section 5 by numerically investigating the properties of the model.

## 2 Risk Neutral Valuation and Market Implied Discounting

Discounting as a time-value-of-money can be derived from a replication strategy, e.g., mapping future liabilities to current market prices, [5, 4].

Consider a counterparty borrowing (unsecured) the amount  $M$  from the market. The market requests an interest rate from the counterparty. This rate is called *the funding rate*. Expressed as a continuously compounded rate, if the repayment of the borrowed amount  $M$  and all accrued interest occurs in  $T$ , then in  $T$  the counterparty has to pay back the amount

$$M \cdot \exp \left( \int_0^T r^f(\tau) d\tau \right).$$

Assuming a positive funding rate  $r^f$ , the amount paid back is larger than the amount  $M$  originally borrowed.

The funding rate  $r^f$  is often decomposed into two parts,  $r^f = r + \lambda$ . The rate  $r$  is considered the risk-free rate, while  $\lambda$  is a counterparty specific component reflecting the counterparty specific default risk.

Hence,  $r^f$  is considered to be higher than an idealized *risk-free rate*  $r$ , due to the perceived risk that the borrower can default, i.e., it can fail to pay back at the future time  $T$ .

If the counterparty is a net borrower, i.e., at any future point in time it borrowed money from its investors, then any inflow of cash can be considered to earn the rate  $r^f$  by reducing the requirement to borrow money, hence reducing the funding costs. Under this situation,  $N(t) = \exp \left( \int_0^t r^f(\tau) d\tau \right)$  constitutes a numéraire for the counterparty (similar to a Bank account). Given that future values are stochastic the (risk-neutral) valuation of future cash-flows becomes the discounted expectation

$$V(t) = E^{\mathbb{Q}} \left( V(T) \frac{N(t)}{N(T)} \mid \mathcal{F}_t \right) = E \left( V(T) \exp \left( - \int_t^T r^f(\tau) d\tau \right) \mid \mathcal{F}_t \right), \quad (2)$$

where  $N(t)$  is the funding numéraire.

This funding discounting can be understood from the assumption that the counterparty borrowed money from its investors and guaranteed the return  $r^f$  to them.

In general the funding  $r^f$  is a stochastic process and future cash flows  $V(T)$  are random variables.

## 2.1 Measures and Times

In (2) the probability measure  $\mathbb{Q}$  is induced by the assumption of risk-neutral replication. That is, a risk-neutral valuation relies on the fact that contracts can secure future payments. Parameters derived from this context are *market-implied parameters*. They reflect the market perceived (or market-implied) probabilities associated with the events. These parameters are a function of the time  $t$  at which the contracts are traded.

In contrast to the risk-neutral measure, the objective probability measure  $\mathbb{P}$  of future events may differ from  $\mathbb{Q}$  and parameters related to the real probability of events may differ from market-implied parameters.

In the following, a parameter with a tilde denotes a parameter related to the objective probability measure, whereas the same symbol without the tilde denotes the corresponding market-implied parameter.

## 2.2 Rates and Compounding

The popular fundamental object for building interest rate curves is the zero coupon bond:  $P(T; t)$  is the time  $t$  value of receiving 1 in  $T$ . We may distinguish a default-free zero coupon bond (denoted here by  $P^\circ$ ) and a defaultable zero-coupon paying (denoted here by  $P^d$ ).

Interest rates are an alternative (equivalent) form of expressing the system of zero bonds. Their compounding can be understood as a convention in their definition and is not necessarily related to a possible trading strategy. For example, we can express  $P^\circ$  by a continuously compounding yield  $r(T; t)$  or as a forward rate  $L(t, T; t)$ ,

$$r(T; t) = -\log(P^\circ)/(T - t), \quad L(t, T; t) = (\frac{1}{P^\circ} - 1)/(T - t).$$

Similarly, a defaultable zero bond can be used to define an (implied) survival probability, which is just

$$\lambda(T; t) = -\log(P^d)/(T - t) - r.$$

In the following we will often use the notation of continuously compounded rates,  $\exp(-r(T; t)(T - t))$  and  $\exp(-\lambda(T; t)(T - t))$ , but this is only used because these expressions appear maybe more familiar.

## 2.3 Survival Probabilities and Measures

The difference between the market-implied risk-neutral measure  $\mathbb{P}$  and the objective measure  $\mathbb{Q}$  becomes apparent if we consider default events.



Assume that  $V(T)$  is a deterministic time- $T$  value and  $\mathbf{1}_{\tau < T}$  is the default indicator of  $V(T)$ . We assume that we can decompose its risk-neutral time- $t$  valuation as

$$E^{\mathbb{Q}} \left( V(T) \mathbf{1}_{\tau < T} \frac{N(t)}{N(T)} \mid \mathcal{F}_0 \right) = V(T) \exp(-r(T-t)) \exp(-\lambda(T-t)), \quad (3)$$

where  $r$  denotes some idealized averaged risk-free interest rate component (we use the same symbol  $r$  as in  $r(t)$  with a slight abuse of notation). Then the factor  $\exp(-\lambda(T-t))$  can be interpreted as the market-implied probability that the counterparty survives. That is, with probability  $1 - \exp(-\lambda(T-t))$  the cash flow is not performed, so the cash flow is in average

$$V(T) \exp(-\lambda(T-t)) + 0(1 - \exp(-\lambda(T-t))) = V(T) \exp(-\lambda(T-t))$$

in  $T$  and its risk-neutral valuation gives  $V(T) \exp(-r(T-t)) \exp(-\lambda(T-t))$ .

The view taken in equation (3) is that of a market-implied survival probability, i.e., the term  $\exp(-\lambda(T-t))$  is defined such that one matches observed market prices (reflecting the market view on the probability of default).

In this situation,  $\tilde{\lambda}$  denotes the corresponding parameter such that  $\exp(-\tilde{\lambda}(T-t))$  is the objective probability of survival of a funding provider from time  $t$  up to time  $T$ . We will use this in the next Section.

### 3 Discounting Damage

The market-implied valuation of a liability is associated with the possibility that the liable counterparty may default on its liabilities. An increase of the probability to default on the liability, reduces the present value of that liability in the markets perspective.

In this Section, we like to consider the valuation of cash flows that have to be paid in all circumstances. That is, default is not an option.

To ease notation, we will consider  $t = 0$  and use idealization from (3), that is consider the three parts  $\exp(-rT)$  (risk-neutral valuation),  $\exp(-\lambda T)$  (implied survival probability) and  $\exp(-\tilde{\lambda}T)$  (realized or objective survival probability). The discussion straightforwardly generalizes to the general stochastic case.

#### 3.1 Buying Default Protection at a Market Price

In the risk-neutral valuation, we could try to cover the case of a non-performing counterpart. We seek protection for the default case having (market-implied) probability  $1 - \exp(-\lambda T)$ , that is, the market price of this protection is  $1 - \exp(-\lambda T)$ . Hence, buying protection the valuation becomes the risk-neutral valuation

$$\underbrace{V(T) \exp(-rT) \exp(-\lambda T)}_{\text{value of defaultable cash-flow}} + \underbrace{V(T) \exp(-rT)(1 - \exp(-\lambda T))}_{\text{cost of defaultable protection}} = V(T) \exp(-rT).$$

#### 3.2 Guaranteeing a Payment from Diversified Funding

The approach to value the liability by incorporating the market price of default protection depends strongly on the ability to buy that protection, on the business model that protection is actually bought, and on the reliability of the protection seller.

The approach is possibly valid for liquid market products, but unlikely feasible for catastrophic or systemic damages,

An alternative approach to ensure the payment is to diversify the default risk. To start, consider an idealized setup and assume that we can contract payments with an objective survival probability  $\exp(-\tilde{\lambda}T)$  from different counterparties and that their default events are independent. In that case, we can split a payment  $X$  into  $n$  parts across these counterparties and receive in expectation

$$\sum_{i=1}^n \frac{1}{n} X \exp(-\tilde{\lambda}T) = X \exp(-\tilde{\lambda}T).$$

Assuming that the default events are independent, the variance of these repayments is given by

$$\sum_{i=1}^n \frac{1}{n^2} X^2 \exp(-\tilde{\lambda}T)(1 - \exp(-\tilde{\lambda}T)) = \frac{1}{n} X^2 \exp(-\tilde{\lambda}T)(1 - \exp(-\tilde{\lambda}T)).$$

Choosing  $X = V(T) \exp(+\tilde{\lambda}T)$  we see that we receive  $V(T)$  in expectation with a variance (risk) given by

$$\frac{1}{n} V(T)^2 (1 - \exp(-\tilde{\lambda}T)).$$

The risk can be reduced by increasing  $n$ .

To summarize, we contract (distributed among multiple parties) the payment  $X = V(T) \exp(+\tilde{\lambda}T)$ .

A risk-neutral valuation of the future payment  $X = V(T) \exp(+\tilde{\lambda}T)$  would give us

$$V(T) \exp(-rT) \exp((\tilde{\lambda} - \lambda)T)$$

and for  $\tilde{\lambda} = \lambda$  we see the same value as for a discounting with the risk-free rate.

The discount factor  $\exp(-rT) \exp((\tilde{\lambda} - \lambda)T)$  contains three parts:

- $\exp(-rT)$  is a factor representing the (risk-neutral) time-value of money.
- $\exp(-\lambda T)$  is a discount we receive from a funding provider, due to its ability to default. This survival probability is fixed at trade time  $t$  and is market-implied.
- $\exp(+\tilde{\lambda}T)$  is the inverse of the true (objective) survival probability and acts as a compensation of the (diversified) objective default risk. Note that it is observed at time  $T$  if the funding is performed or not.

Reducing the risk by diversification, the default probability is observed at the future point in time  $T$  under the objective probability measure, whereas the risk-neutral expectation is performed under the market-implied risk-neutral measure observed at the valuation time. In a stochastic model, we will be exposed to the risk of future changes in  $\tilde{\lambda} - \lambda$ .

### 3.3 Accounting for the Risk

In the previous Section, diversification produces the required funding in expectation. This is unsatisfactory and should be elaborated further.

Assume that we distribute the total payment of  $X^*$  among  $n$  counterparties with i.i.d. survival probabilities  $\tilde{p}$ , such that each entity pays  $\frac{1}{n} X^*$ . Let  $Z$  denote the random variable representing the sum of the defaultable payments (a sum of independent Bernoulli distributed random variables). Then we receive in expectation .

$$\mu = E(Z) = X^* \tilde{p}. \quad (4)$$

The variance of the payment is

$$\sigma^2 = V(Z) = \frac{1}{n}(X^*)^2 \tilde{p}(1 - \tilde{p}). \quad (5)$$

For  $n$  large, the random variable  $Z$  can be approximated by a normal distribution and we can estimate the probability that the payment stays above a given threshold  $\mu - c\sigma$  as

$$P(Z \geq \mu - c\sigma) = 1 - \alpha = \Phi(-c).$$

For  $\alpha = 1\%$  we find  $c \approx 2.326$ .<sup>2</sup>

We now require that the amount  $X = V(T)$  is paid with a given probability (confidence level)  $1 - \alpha$ . Thus we require

$$\mu - c\sigma = X.$$

Plugging in (4) and (5) which express  $\mu$  and  $\sigma$  in terms of the amount  $X^*$  that has to be contracted, this gives

$$X^* \tilde{p} - c \frac{1}{\sqrt{n}} X^* \sqrt{\tilde{p}(1 - \tilde{p})} \stackrel{!}{=} X,$$

From which we determine the amount that has to be contracted to ensure the payment of  $X$  with a given probability  $1 - \alpha$ :

$$X^* = X \frac{1}{\tilde{p} - c \frac{1}{\sqrt{n}} \sqrt{\tilde{p}(1 - \tilde{p})}} = X \tilde{p}^{-1} \frac{1}{1 - \frac{c}{\sqrt{n}} \sqrt{\tilde{p}^{-1} - 1}}. \quad (6)$$

With  $\tilde{p} = \exp(-\lambda T)$  we now see that this gives

$$X^* = X \exp(+\tilde{\lambda} T) \frac{1}{1 - \frac{c}{\sqrt{n}} \sqrt{\exp(+\tilde{\lambda} T) - 1}}.$$

The market price of these contracts (that is a risk-neutral valuation) would then give

$$X \exp(-rT) \exp((\tilde{\lambda} - \lambda)T) \frac{1}{1 - \frac{c}{\sqrt{n}} \sqrt{\exp(+\tilde{\lambda} T) - 1}}.$$

We find that the need to diversify the funding risk modifies the discounting. The discount factor now consists of three parts:

<sup>2</sup> Alternatively, one might use the Cantelli inequality to estimate the probability that the payment stays above a given threshold. It is

$$P(Z \geq \mu - c\sigma) \geq 1 - 1/(1 + c^2)$$

$$\text{or } \alpha = 1/(1 + c^2), \text{ i.e., } c = \sqrt{1/\alpha - 1}$$

$$P(Z \leq \mu - \sigma \sqrt{\frac{1}{\alpha} - 1}) \leq \alpha.$$

For  $\alpha = 1\%$  we have  $c = \sqrt{99} = 9.9$ . This is a much rougher estimate.

- $\exp(-rT)$  is a factor representing the (risk-neutral) time-value of money.
- $\exp((\tilde{\lambda} - \lambda)T)$ , which is due to the fact that each funding supplier has a default risk and there may be a mismatch between market-implied and realized default risk.
- The factor  $\frac{1}{1 - \frac{c}{\sqrt{n}} \sqrt{\exp(\tilde{\lambda}T) - 1}}$ , which is due to the fact that we like to ensure the payments at a given confidence level via diversification among  $n$  funding suppliers. Note that this factor is larger than 1. For  $n \rightarrow \infty$  the factor converges to 1.

The assumption of independence of the  $n$  independent funding suppliers is a strong. If we consider only a limited amount of say 10 funding suppliers, we find  $c/\sqrt{n} \approx 3/4$ . A rough (first order) estimate for the additional factor is

$$\frac{1}{1 - \frac{c}{\sqrt{n}} \sqrt{\exp(\tilde{\lambda}T) - 1}} \approx 1 + \frac{c}{\sqrt{n}} \sqrt{\tilde{\lambda}T}.$$

which indicates, that the factor can become a significant adjustment in the discounting.

## 4 Notional Dependency

In the previous Section we considered  $n$  independent funding providers for the given future funding requirement  $X$ .

The fact that the discount factor depends on the true (objective) default probability motivates a further generalization: if we take the view of some (defaultable) funding provider, providing the amount  $X$  (or a fixed fraction from it), it is reasonable that there is an upper bound to the fund that can be provided or - similarly - the objective (realized) default probability of the funding provider depends on the amount  $X$ . This assumption then introduces a notional dependency of the discount factor.

In addition, it is natural to consider the temporal distribution of funds provided by a funding provider. For example, if a funding provider provided the amount  $X_1$  in  $t_1$  and is required to provide the amount  $X_2$  shortly after in  $t_2$ , then it is more likely that he defaults on  $X_2$  if  $X_1$  was high.

Both aspect are becoming relevant if we assume that there is a limited amount of funding providers, each having a limited capacity for providing funds at a certain survival probability.

In other words, we like to consider two generalizations:

- we assume that an individual funding provider has a limited capacity, that is, it can provide funding (or put differently: pay for a damage) only within a certain limit.
- we assume that there is only a limited amount of funding providers.

With respect to a funding provider having a limited capacity, we assume some interdependency of the funds he has to provide. This will make discounting a portfolio problem, similar to a CVA.

Concerning the second assumption, one may argue that every individual could act as a funding provider, such that  $n$  becomes the number of inhabitants, which makes  $n$  large. However, in that case, every funding provider can provide only a very limited amount.

### 4.1 Modelling a Notional Dependent Default Probability

A first idea to introduce a notional dependency would be to have a default intensity  $\tilde{\lambda}$  dependent on the amount  $X$  that has to be provided. It is reasonable to assume that the dependency is such that we default with higher probability only on the additional amount.

However, we would like to have that the need to provide fund instantaneously increases the default probability of a funding provider on that specific fund, that is, if fund has to be provided in  $T$ , then the survival probability up to time  $T^-$  (infinitesimal before  $T$ ) is different from the survival probability up to time  $T^+$  (infinitesimal after  $T$ ). This effect cannot be captured by

a classical model with a time-dependent intensity unless the intensity is allowed to become a Dirac distribution.

Instead, we directly model a discontinuous change in the survival probability.

At a future time  $t$  the funding provider will default on a payment of  $X$  with probability  $1 - \tilde{p}$ , i.e., the expected fund provided in  $t$  is  $X \cdot \tilde{p}$ . We assume that  $\tilde{p}$  depends on the notional amount to be provided and that the ability to provide fund applies on a marginal basis, that is, for the expected fund provided  $\tilde{X} = X \cdot \tilde{p}$  we have

$$d\tilde{X} = \tilde{q}(x)dx$$

with some given monotone function  $\tilde{q}$ . Furthermore, we assume that the marginal survival probability  $\tilde{q}$  depends on the past fund provided, that is we assume that at time  $t_i$  we have

$$d\tilde{X}_i = \tilde{q}(a(t_i) + x)dx.$$

The term  $a$  corresponds to the accumulated liabilities and models how the need to provide fund at previous times impacts the ability to provide fund at current times. A possible model for the funding consumption level  $a$  is

$$a(t_i) = \sum_{t_k < t_i} \tilde{X}_k \exp(-\alpha(t_i - t_k)).$$

The parameter  $\alpha$  represents some dampening, which could be justified by a growth of the funding provider;  $\alpha$  just interpolates the limit cases  $\alpha = 0$  and  $\alpha = \infty$ .

With this model, we get a notional dependent effective survival probability  $\tilde{p} = \tilde{p}(t_i, X)$  via

$$\tilde{p}(t_i, X) := \frac{1}{X} \int_0^X \tilde{q}(a(t_i) + x)dx,$$

that is

$$\tilde{X} = X \cdot \tilde{p}(t_i, X) = \int_0^X \tilde{q}(a(t_i) + x)dx.$$

In our numerical experiments, we choose a piecewise constant, monotone decreasing survival probability function  $\tilde{q}$ .

## 4.2 Analogy to Intensity based Models with Poisson like Default Process

The modelling approach differs from that with a bounded default intensity  $\lambda(t)$ , where the survival probability is continuous in time  $\exp(-\int_0^t \lambda(s)ds)$ . However, it is possible to establish a simple link between the two approaches - and this link will also help to understand the differences.

Assume that the accumulated funding requirement  $a(t) = \int_0^t d\tilde{X}(s)$  is normal distributed, say  $a(t)$  follows the stochastic differential equation

$$da(t) = \mu dt + \beta dW(t),$$

i.e.  $a(t) = \mu t + \beta W(t)$ . In this model we have a linear increasing funding requirement and allow for some diffusion. The important aspect here, is that the funding requirement are infinitesimal.

Furthermore, assume that the (marginal) survival probability is an exponential function of the required fund, i.e.,  $\tilde{q}(x) = \exp(-x)$ . Then we find for some incremental funding requirement  $\Delta X(t)$

$$\Delta \tilde{X}(t) := \Delta X(t) \cdot \tilde{p}(t, \Delta X(t)) = \int_0^{\Delta X(t)} \tilde{q}(a(t) + x) dx \approx \Delta X(t) \tilde{q}(a(t)). \quad (7)$$

For  $\Delta X(t)$  and  $\tilde{q}(a(t))$  being independent, we find from

$$\mathbb{E}(\tilde{q}(a(t))) = \mathbb{E}(\exp(-\beta W(t))) = \exp(-\lambda t)$$

with  $\lambda = \mu - \frac{1}{2}\beta^2$  that

$$\mathbb{E}(\Delta \tilde{X}(t)) \approx \mathbb{E}(X(t) \exp(-\lambda t)).$$

This last expression corresponds to a “discounting” with a survival probability  $\exp(-\lambda t)$ .

While this is a very simple construction, the funding requirements are mostly a linear function of time and translate state (x) to time (t), the analogy illustrates the difference to our approach: The analogy holds for small funding requirements  $\Delta X(t)$ , where past fundings requirements are diffusive. Assuming the linearization used in (7) it trivially creates independence of the discounted notional  $X(t)$  and the discount factor.

Hence, the fundamental difference in our approach is that we consider large notionals and their immediate effects on the survival probability.



### 4.3 Notional dependent Discounting

In Section 3.3 we derived that to ensure the availability of funding of  $X$  in  $T$  within some confidence level  $c$  we need to contract an amount  $X^*$  that is chosen higher to compensate for the default. Under some simplified model we derived that  $X^*$  is

$$X^* = X \frac{1}{\tilde{p} - c \frac{1}{\sqrt{n}} \sqrt{\tilde{p}(1 - \tilde{p})}} = X \tilde{p}^{-1} \frac{1}{1 - \frac{c}{\sqrt{n}} \sqrt{\tilde{p}^{-1} - 1}}. \quad (8)$$

Here,  $\tilde{p}$  denotes the objective survival probability (in contrast to the market-implied survival probability).

For the case that we are only interested in matching the funding requirement in expectation ( $c = 0$ ) the formula (8) simplified to

$$X^* = X \frac{1}{\tilde{p}}.$$

This has the simple interpretation that we need to contract  $\frac{1}{\tilde{p}}$ -times the original amount to compensate for a default of a funding-provider.

Using this approach now on a marginal basis with the notional dependent survival probability this translates to the requirement

$$\int_0^{X^*} \tilde{q}(a(t_i) + x) dx \stackrel{!}{=} X. \quad (9)$$

Put differently, with

$$\tilde{p}(t_i, X) := \frac{1}{X} \int_0^X \tilde{q}(a(t_i) + x) dx,$$

we have

$$X^* \tilde{p}(t_i, X^*) = X.$$

Here  $\tilde{p}(t_i, X^*)$  is the effective survival probability for the amount  $X^*$ . In our applications, we usually know  $X$  (the value that needs to be funded) and seek the corresponding factor  $1/\tilde{p}(t_i, X^*)$ . Thus, in our implementation, we are rather interested in the function

$$\tilde{p}^*(t_i, X) = \tilde{p}(t_i, X^*)$$

where  $X^*$  as a function of  $X$  is given by (9).

In the following, we call  $\tilde{p}(t_i, X)$  the survival probability (the expected percentage amount of  $X$  achieve by contracting  $X$ ) and  $1/\tilde{p}^*(t_i, X)$  the default compensation factor, that is  $1/\tilde{p}^*(t_i, X) - 1$  is the percentage amount of  $X$  required in addition to  $X$  to ensure  $X$  in expectation.

## 4.4 Remarks

Performing valuations under this model results in a “portfolio problem” where the valuation of a product depends on the presence of other products, similar to a CVA or MVA.

## 5 Implementation and Numerical Experiments

For the implementation of the capacity of a funding provider, we need to implement a (stochastic) process that keeps track of the funding provided in the past (to calculate the level  $a$ ) and provides the effective funding  $\tilde{X} = X/\tilde{p}^*(t, X)$  for a funding request  $X$ .

We consider a piecewise constant  $x \mapsto \tilde{q}(x)$  with  $\tilde{q}(x) = \tilde{q}_j$  for  $x_j < x < x_{j+1}$ . Then the cumulated survival probability of the funding amount  $X$ , given a funding consumption  $b$  is

$$\tilde{p}(t_i, b, X) := \int_b^{b+X} \tilde{q}(\xi) d\xi$$

and

$$\int_x^y \tilde{q}(\xi) d\xi = \begin{cases} \tilde{q}_l(y - x) & \text{for } k > l, \\ \sum_{k \leq j < l} \tilde{q}_j(x_{j+1} - x_j) + \tilde{q}_k(x_k - x) + \tilde{q}_l(y - x_l) & \text{for } k \leq l, \end{cases}$$

where  $k = \min\{j \mid x_j > x\}$  and  $l = \max\{j \mid x_j < y\}$ .

Likewise we implement the function  $\tilde{p}^*(t_i, b, X)$  that fulfils

$$X = X^* \tilde{p}(t_i, b, X^*), \quad \text{where} \quad X^* = X / \tilde{p}^*(t_i, b, X).$$

Note that  $X \mapsto X / \tilde{p}^*(t_i, b, X) = X^*$  is just the inverse of  $X^* \mapsto X^* \tilde{p}(t_i, b, X^*) = X$ .

If in  $t_i$  a funding of  $X_i$  is required, we calculate the survival probability  $\tilde{p}_i$  as

$$\tilde{p}_i = \tilde{p}(t_i, b(t_{i-1}), X_i)$$

and the funding compensation as  $1/\tilde{p}_i^*$  with

$$\tilde{p}_i^* = \tilde{p}^*(t_i, b(t_{i-1}), X_i)$$

with

$$\begin{aligned} b(t_{-1}) &:= 0 \\ b(t_i) &= b(t_{i-1}) \exp(-\alpha(t_i - t_{i-1})) + X_i. \end{aligned}$$

Since  $X_i$  is random variable, the functions  $\tilde{p}$  (survival probability),  $\tilde{p}^*$  (default compensation factor) and  $a$  (accumulated funding requirements) are random variables.

The implementation of the functions can be found in [3], version 5.0.5.

## 5.1 Models

We use classical models to simulate the evolution of (market) risk factors, based on Itô processes, like a Black-Scholes model, Bachelier model or LIBOR market model.

We use these models to simulate the “funding requirements” of classical financial derivatives (like a swap or a forward agreement), and the valuation is performed under a risk-neutral measure.

We chose this setup for the sake of comparison. Since the behaviour of these products is well known under these modes, we can investigate the impact of a notional dependent discounting. For  $\lambda = \bar{\lambda}$ ,  $c = 0$ ,  $\alpha = \infty$  we recover the classical risk-neutral valuation.

The parameter  $\bar{\lambda}$  is the objective future default intensity, while  $\lambda$  is the market-implied default intensity (a discount on defaultable loans). A reasonable approach could be to set  $\lambda = 0$  and just consider some excess default intensity  $\lambda_{\text{excess}}$ .

The parameter  $c$  defines the quantile level of risk we are willing to allow for funding mismatches. If  $c = 0$  then funding is provided only in expectation.

The parameter  $n$  specifies the number of independent funding providers and impacts the risk to miss a required funding.

The parameter  $\alpha$  controls how fast the funding system recovers.

In our experiments it is sufficient to specify the funding rate  $r^f = r + \lambda$  (or alternatively, consider  $\lambda = 0$ ). All cash-flows are considered defaultable. In that case  $\bar{\lambda}$  can be interpreted as the mismatch of the realized

## 5.2 Portfolio Effects

Our model also introduces a portfolio effect. The value of a portfolio of two products is different from the sum of the values of the two products, valued individually. Such a portfolio effect is also common in risk-neutral valuation, e.g., when valuing under counterparty risk.

Since our model introduces a temporal dependency, where past funding’s survival probability depends on the accumulated we investigate financial products with periodic payments, e.g. an interest rate swap.

## 5.3 Probability Measure

If payments are stochastic, risk-neutral valuation values future scenarios by taking their expectation under a risk-neutral measure. This approach is justified by the ability to replicate payments by trading activities. If replication is not possible, the scenarios should be simulated

under the objective measure and instead of expectation, risk measures (like expected short fall) should be considered.

That said, we conduct our analysis under the risk-neutral measure, since a change of measure would not impact the qualitative behaviour.

## 5.4 Non-Linearity, Variance Dependency

For a classical linear product, like forward (rate) agreements or swap, the volatility of the stochastic payments does not impact the valuation. This is due to the product valuation being linear. This will be different in our model since the default probabilities are state dependent. In this case scenarios with larger payments will obtain a larger weight. This is (similar to) a wrong-way risk.

To investigate the effect, we consider a forward rate agreement or a swap (having stochastic payments) and investigate their behaviour under our model

## 5.5 Numerical Results

We present some numerical results, illustrating the behaviour of the model. The experiments in this sections were created using and finmath-experiments and [3], version 5.0.5.

### 5.5.1 Analogy to Intensity Based Models

As illustrated, a state dependent default probability may translate to a time-dependent survival probability, in expectation, in a simplified model, where the funding requirements are infinitesimal, and distributed over time.

We consider a process  $dS = \mu dt + \sigma dW$ . We use an exponential, state dependent, instantaneous survival probability  $q(x) = \exp(-x)$

This implies a stochastic survival probability for the interval from 0 to  $T$  being  $\exp(-\lambda(0, T)T)$  with  $\lambda = \mu - 0.5\sigma^2$ .

Figure 1 depicts the numerical result for  $\mu = 0.1$ ,  $\sigma = 0.2$ . While this results is fairly trivial, it can be seen as a unit test of the implementation of the state dependent model.

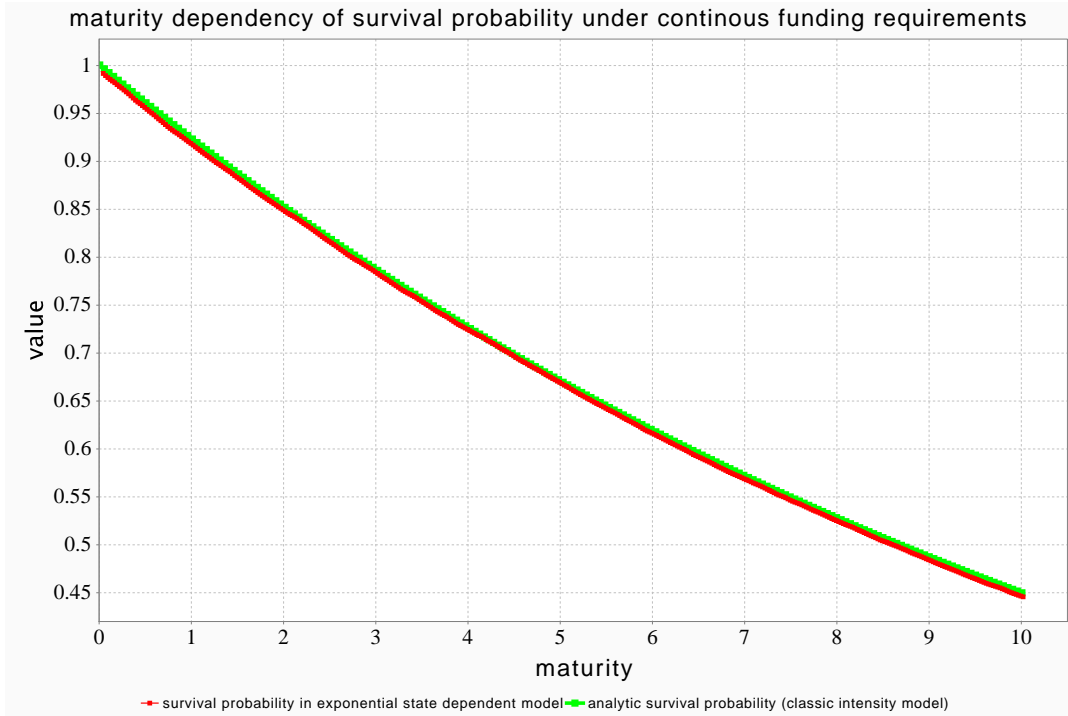


Figure 1: Maturity dependence of the (expectation of) the stochastic survival probability in a model of state-dependent instantaneous funding requirements (red). The behaviour agrees with a deterministic exponential survival probability.

### 5.5.2 A Forward with Non-Linear Discounting

We consider the value  $X(T)$  to be log-normal distributed following a Black-Scholes model  $dX = rXdt + \sigma XdW(t)$ . We assume that  $X(T)$  represents a future cash-flow requirement (e.g. the cost to compensate a damage).

A risk-neutral valuation of  $X(T)$  would result in  $X(0)$ , independent of the parameter  $\sigma$ . If  $X(T)$  is considered to be a defaultable cash-flow, where default is considered independent of  $X$ , we would arrive at a value  $X(0) \exp(-\lambda T)$ . Following our discussion in Section 3 this would imply that we need to contract the amount  $X(0) \exp(\tilde{\lambda} - \lambda T)$  to compensate for the default - at least, in expectation.

Considering a notional-dependent default probability, we consider the default-compensated amount  $X(T)/\tilde{p}^*(T, 0, X(T))$ . This is the amount we have to diversify among defaultable funding providers to get  $X(T)$  in general. If  $\tilde{p}^*$  is neither a constant nor homogenous, this will introduce a non-linearity and hence a risk-neutral valuation will depend on the volatility  $\sigma$ .

If we consider a simple model with a piecewise linear function  $p$  generated from piecewise

constant  $q$ , the function  $x \mapsto x \tilde{p}^*(T, 0, x)$  will be piecewise constant too. We take

$$\tilde{p}^*(T, 0, x) = \begin{cases} 1.0 & \text{for } x < L \\ a & \text{for } x > L. \end{cases}$$

Then  $X(T)/\tilde{p}^*(T, 0, X(T))$  corresponds to a payoff of a European option. It is

$$X(T)/\tilde{p}^*(T, 0, X(T)) = X(T) + (1 - 1/a) \max(X(T) - L, 0).$$

From this, the volatility dependence of the payoff becomes obvious. Figure 2 depicts the situation for  $T = 5$ ,  $a = 0.75$ .

An obvious upper bound to the risk-neutral valuation of the default-compensate payoffs is  $(1 - 1/a)X(0)$ .

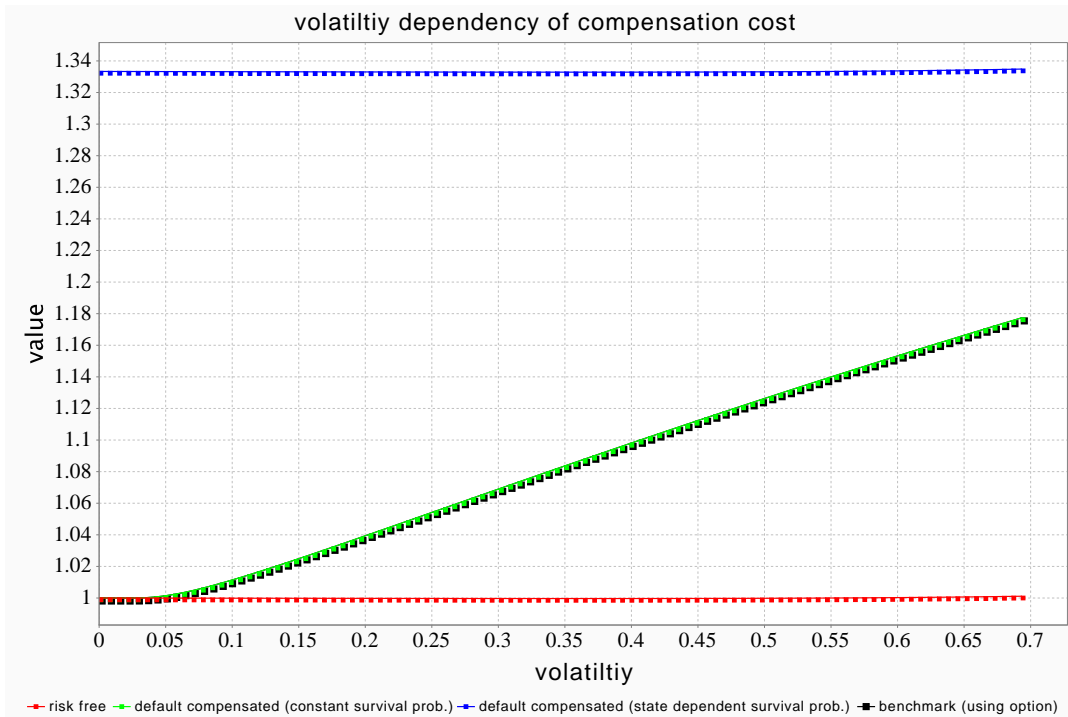


Figure 2: Volatility dependency of the default-compensation cost of  $X(T)$  compared to no-compensation (red) or the compensation corresponding to a constant instantaneous default intensity.

### 5.5.3 Asymmetry

In the example of Section 5.5.2 the impact of the non-linear discounting appears as a simple, almost linear interpolation between the two extreme factors 1 and  $1/p_0$ . The situation looks

different if we consider a future cash-flow requirement of  $X(T) - K$ , that is, a forward agreement with forward value  $K$ . We assume a log-normal  $X(T)$  as above. The amount  $X(T) - K$  can be positive or negative, where we consider the positive value a damage (liabilities) and the negative value a gain.<sup>3</sup> We used a non-linear discounting, i.e., default-compensation that compensates only the positive amounts. In relative terms the effect then appears much stronger and it is not bound by applying the factor  $1/p_0$  to the all paths, see 3.

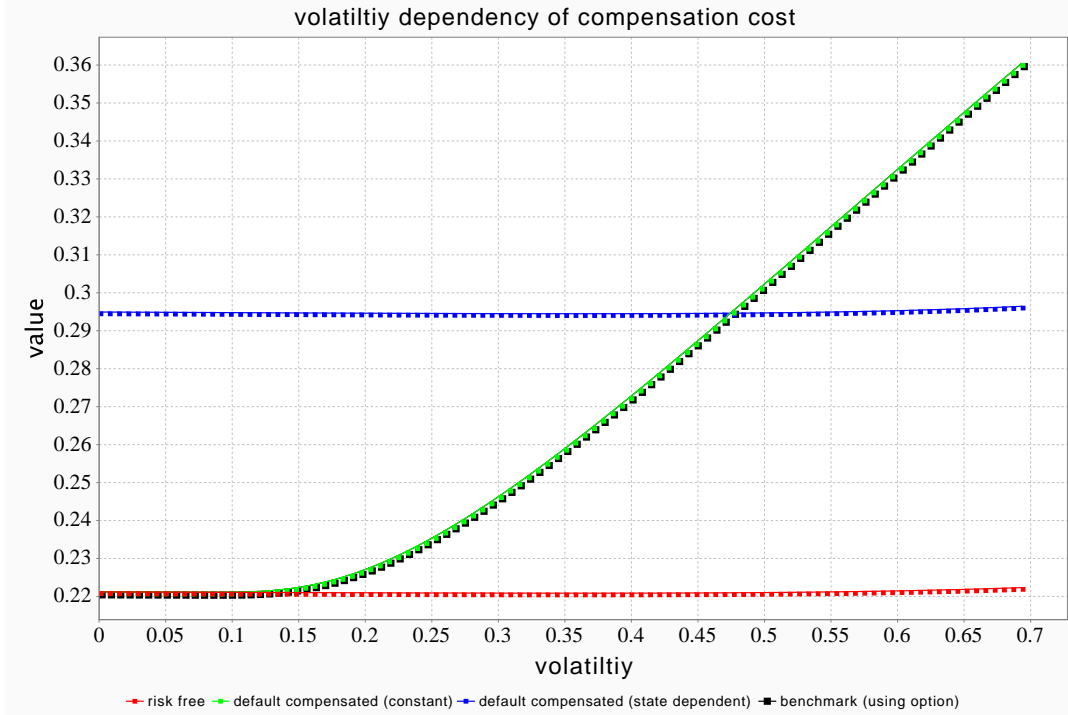


Figure 3: Volatility dependence of the compensation cost of  $X(T) - K$ . The setup corresponds to that in Figure 2, excepts that the cash-flows allow for negative values (here interpreted as gains).

#### 5.5.4 Temporal Dependency

We consider a sequence of values (damages)

$$X(T_i) - K, \quad \text{for } i = 1, \dots, n. \quad (10)$$

If the non-linear discounting model is applied to the cash-flow stream (10), the compensation factor (and the survival probability) of the value  $T_i$  depends on the events  $T_j$ ,  $j < i$ . In addition, since there is a positive correlation between  $X(T_i)$  and  $X(T_j)$  being high, there is a feedback effect. In case of a non-linear discount factor, we have that the sum of the individual compensated values is different from the compensated sequence of values.

<sup>3</sup>We consider damages to be potentially unbounded, but gains bounded.



In Figure 4, 5 we depict the valuation of the single amount  $X(T_i) - K$  as a function of  $T_i$ , conditional to the prior compensation of the amounts  $X(T_j) - K$  for  $j < i$ . Figure 4 shows the result for  $K = 0$ , Figure 5 for  $K > 0$ .

Since in a classical (risk-free) setup the valuation of  $X(T_i) - K$  is independent of prior valuations of  $X(T_j) - K$  and the risk-free valuation of any of those is  $X(0) - KP(T_i)$ , for the risk-free valuation we will see a horizontal line for  $K = 0$  and an upward sloping curve for  $K > 0$ . Likewise, a constant compensation factor will result in a parallel shift of the risk free line.

A state-dependent survival probability and hence a state-dependent compensation leads to a strong maturity dependency. For the case  $K = 0$  the value is just a maturity dependent interpolation between the two constant cases.

For  $K > 0$  the behavior in our test is as follow: for low maturities almost all szenarios result in negative values (which we interpret as gains) and the compensation factor is (pathwise) 1, given the same result as the risk-free case. For higher maturities more szenarios show positive values (positive funding requirements), consuming the capacity of the funding provider, decreasing the marginal survival probability. In that case, the funding compensation can exceed that of a constant compensation factor, due to the asymmetry between positive and negative values.

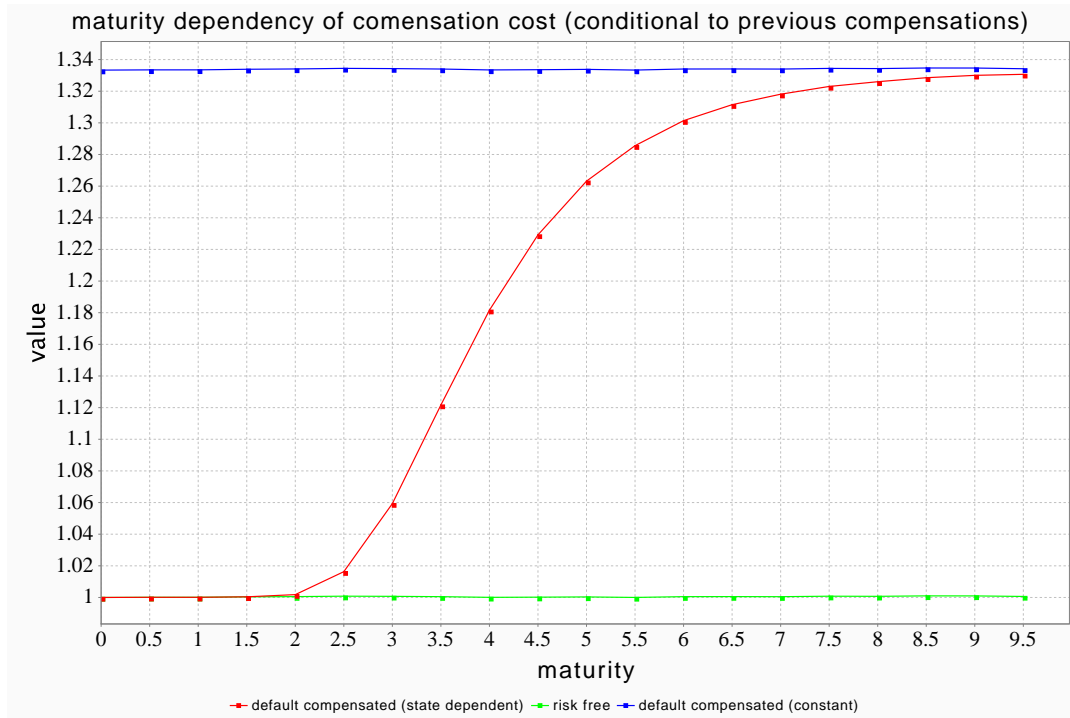


Figure 4: Maturity dependence of the compensation cost of a sequence of funding requirements  $X(T_i)$ ,  $(i = 1, \dots, n)$ .

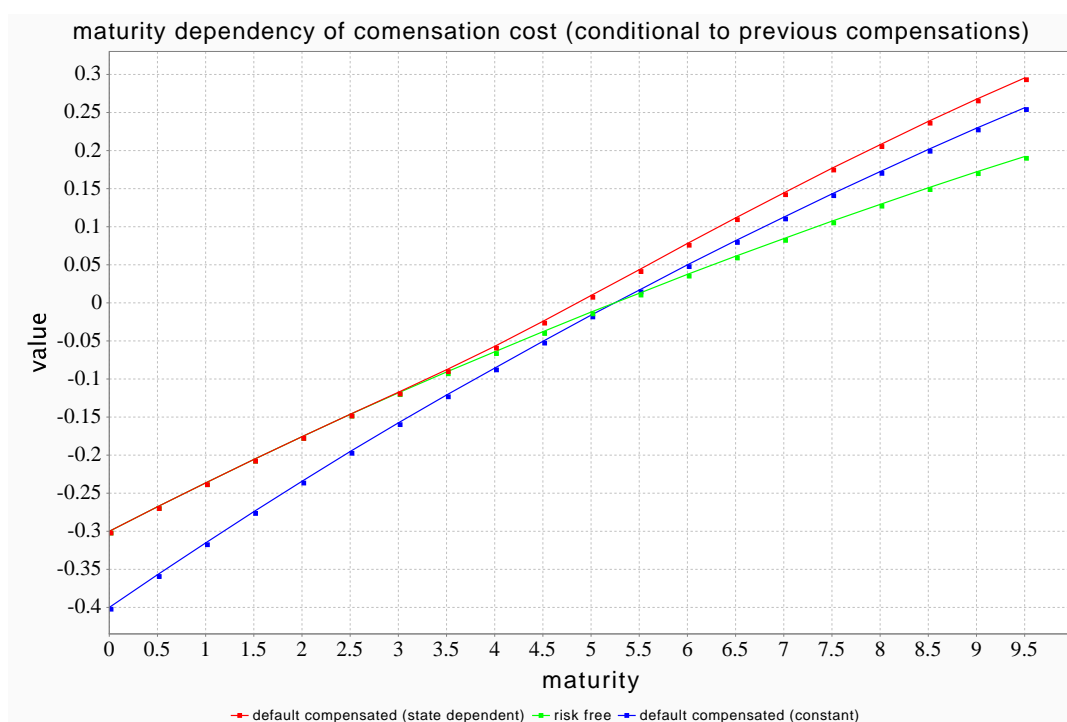


Figure 5: Maturity dependence of the compensation cost of a sequence of funding requirements  $X(T_i) - K, (i = 1, \dots, n)$ .

## 6 Conclusion

We derived a default compensation factor ( $\exp(+\tilde{\lambda}T)$ ) that takes the role of the cost to buy default protection, when default protection is not available as a traded asset. Not accounting for tail risk (achieving protection only in expectation), the factor is the inverse of the survival probability.

We then established a model where the survival probability is not an exponential function of time, but a function of fund required. This leads to a non-linear discount factor and hence to a non-linear default compensation factor.

We provide a prototypical open source implementation of the framework and investigate the behavior of the model, i.e., the impact of a default compensation on the present value.

## 7 References

- [1] Emmerling et al. “The role of the discount rate for emission pathways and negative emissions”. In: *Environmental Research Letters* 14 (2019). DOI: [10.1088/1748-9326/ab3cc9](https://doi.org/10.1088/1748-9326/ab3cc9).
- [2] Dorje C. Brody and Hughston Lane P. “Social Discounting and the Long Rate Interest”. In: *Mathematical Finance* 28.1 (2018), pp. 306–334. DOI: [10.1111/mafi.12122](https://doi.org/10.1111/mafi.12122).
- [3] finmath.net. *finmath-lib: Mathematical Finance Library: Algorithms and methodologies related to mathematical finance*. URL: <http://finmath.net/finmath-lib>.
- [4] Christian P. Fries. “Funded Replication. Valuing with Stochastic Funding”. In: *SSRN 1772503* (2011). DOI: [10.2139/ssrn.1772503](https://doi.org/10.2139/ssrn.1772503). URL: <http://ssrn.com/abstract=1772503>.
- [5] Christian P. Fries. *Mathematical Finance. Theory, Modeling, Implementation*. John Wiley & Sons, 2007. DOI: [10.1002/9780470179789](https://doi.org/10.1002/9780470179789). URL: <http://www.christian-fries.de/finmath/book>.
- [6] Christian Gollier and Martin L. Weitzman. “How should the distant future be discounted when discount rates are uncertain?” In: *Economics Letters* 107 (2010), 350–353.

## Notes

### Suggested Citation

FRIES, CHRISTIAN P.: Discounting Damage: Non-Linear Discounting and Default Compensation (April, 2020).

<https://ssrn.com/abstract=3650355>

<http://www.christian-fries.de/finmath>

### Classification

Classification: [MSC-class](#): 91G30

[JEL-class](#): C63.

Keywords: Valuation, Discounting, Interest Rates Modelling, Funding, Environmental Damage

29 pages. 5 figures. 0 tables.