

# Backdoor Attacks and Countermeasures on Deep Learning: A Comprehensive Review

Yansong Gao, Bao Gia Doan, Zhi Zhang, Siqi Ma, Anmin Fu, Surya Nepal, and Hyounghshick Kim

**Abstract**—Backdoor attacks insert hidden associations or triggers to the deep learning models to override correct inference such as classification and make the system perform maliciously according to the attacker-chosen target while behaving normally in the absence of the trigger. As a new and rapidly evolving realistic attack, it could result in dire consequences, especially considering that the backdoor attack surfaces are broad. In 2019, the U.S. Army Research Office started soliciting countermeasures and launching TrojAI project, the National Institute of Standards and Technology (NIST) has initialized a corresponding online competition accordingly.

However, there is still no systematic and comprehensive review of this surging area. Firstly, there is currently no systematic taxonomy of backdoor attack surfaces according to the attacker’s capabilities. In this context, attacks are diverse and not combed. Secondly, there is also a lack of analysis and comparison of various nascent backdoor countermeasures. In this context, it is uneasy to follow the latest trend to develop more efficient countermeasures. Therefore, this work aims to provide the community with a timely review of backdoor attacks and countermeasures. According to the attacker’s capability and affected stage of the machine learning pipeline, the attack surfaces are recognized to be wide and then formalized into six categorizations: code poisoning, outsourcing, pretrained, data collection, collaborative learning and post-deployment. Accordingly, attacks under each categorization are combed. The countermeasures are categorized into four general classes: blind backdoor removal, offline backdoor inspection, online backdoor inspection, and post backdoor removal. Accordingly, we review countermeasures, and compare and analyze their advantages and disadvantages. We have also reviewed the flip side of backdoor attacks, which are explored for i) protecting intellectual property of deep learning models as well as ii) acting as a honeypot to catch adversarial example attacks. Overall, the defense is regarded far behind the attack, there is no single defense that can prevent all types of backdoor attacks. In some cases, an adaptive attack can easily bypass existing defenses. We also consider key areas for future research on the backdoor, such as empirical security evaluations from physical trigger attacks, and in particular, more efficient and practical countermeasures are solicited.

This version might be updated.

Y. Gao is with the School of Computer Science and Engineering, Nanjing University of Science and Technology, Nanjing, China and Data61, CSIRO, Sydney, Australia. e-mail: yansong.gao@njust.edu.cn

B. Doan is with School of Computer Science, The University of Adelaide, Adelaide, Australia. e-mail: bao.doan@adelaide.edu.au.

Z. Zhang, S. Nepal are with Data61, CSIRO, Sydney, Australia. e-mail: {zhi.zhang; surya.nepal}@data61.csiro.au.

S. Ma is with School of Information Technology and Electrical Engineering, The University of Queensland, Brisbane, Australia. e-mail: slivia.ma@uq.edu.au.

A. Fu is with the School of Computer Science and Engineering, Nanjing University of Science and Technology, Nanjing, China. e-mail: fuam@njust.edu.cn

H. Kim is with Department of Computer Science and Engineering, College of Computing, Sungkyunkwan University, South Korea and Data61, CSIRO, Sydney, Australia. e-mail: hyoung@skku.edu.

**Index Terms**—Backdoor Attacks, Backdoor Countermeasures, Deep Learning (DL), Deep Neural Network (DNN)

## CONTENTS

<b>I</b>	<b>Introduction</b>	<b>2</b>
<b>II</b>	<b>A Taxonomy of Adversarial Attacks on Deep Learning</b>	<b>3</b>
II-A	Adversarial Example . . . . .	3
II-B	Universal Adversarial Patch . . . . .	4
II-C	Data Poisoning Attack . . . . .	4
II-D	Backdoor Attack . . . . .	4
<b>III</b>	<b>Background</b>	<b>4</b>
III-A	Attack Surface . . . . .	4
III-A1	Code Poisoning . . . . .	4
III-A2	Outsourcing . . . . .	4
III-A3	Pretrained . . . . .	4
III-A4	Data Collection . . . . .	5
III-A5	Collaborative Learning . . . . .	5
III-A6	Post-deployment . . . . .	5
III-B	Backdoor Variants . . . . .	5
III-B1	Class-specific and Class-agnostic . . . . .	5
III-B2	Multiple Triggers to Same Label . . . . .	6
III-B3	Multiple Triggers to Multiple Labels . . . . .	6
III-B4	Trigger Size, Shape and Position . . . . .	6
III-B5	Trigger Transparency . . . . .	6
III-C	Backdoor Preliminary . . . . .	6
<b>IV</b>	<b>Backdoor Attacks</b>	<b>7</b>
IV-A	Outsourcing Attack . . . . .	7
IV-B	Pretrained Attack . . . . .	8
IV-C	Data Collection Attack . . . . .	10
IV-D	Collaborative Learning Attack . . . . .	12
IV-E	Post-Deployment Attack . . . . .	13
IV-F	Code Poisoning Attack . . . . .	14
IV-G	Discussion and Summary . . . . .	15
<b>V</b>	<b>Backdoor Countermeasures</b>	<b>15</b>
V-A	Blind Backdoor Removal . . . . .	15
V-B	Offline Inspection . . . . .	16
V-B1	Data Inspection . . . . .	16
V-B2	Model Inspection . . . . .	18

V-C	Online Inspection . . . . .	19
V-C1	Data Inspection . . . . .	19
V-C2	Model Inspection . . . . .	20
V-D	Post Backdoor Removal . . . . .	20
V-E	Discussion and Summary . . . . .	22
<b>VI</b>	<b>Flip Side of Backdoor Attack</b>	<b>22</b>
VI-A	Watermarking . . . . .	22
VI-B	Against Model Extraction . . . . .	23
VI-C	Catch Adversarial Example . . . . .	23
<b>VII</b>	<b>Discussion and Prospect</b>	<b>23</b>
VII-A	Artifact Release . . . . .	23
VII-B	Adaptive Attack . . . . .	23
VII-C	Triggers . . . . .	23
VII-D	Passive Attack . . . . .	24
VII-E	Defense Generalization . . . . .	24
VII-F	Defender Capability . . . . .	24
VII-G	In-House Development . . . . .	24
VII-H	Majority Vote . . . . .	24
<b>VIII</b>	<b>Conclusion</b>	<b>24</b>
<b>References</b>		<b>25</b>

## I. INTRODUCTION

Deep learning (DL) or machine learning (ML) models are increasingly deployed to make decisions on our behalf on various (mission-critical) tasks such as computer vision, disease diagnosis, financial fraud detection, defending against malware and cyber-attacks, access control, surveillance and so on [1]–[3]. However, there are realistic security concerns about the trustness and safety of the deployed ML systems [4], [5]. One well-known attack threatening ML models’ safety is the adversarial example, where an imperceptible manipulation of inputs, e.g., image, text, and voice, could mislead ML models into a wrong classification. However, the adversarial example is not the only threat to the ML system. As written by Ian Goodfellow and Nicolas in 2017<sup>1</sup>: “... many other kinds of attacks are possible, such as attacks based on surreptitiously modifying the training data to cause the model to learn to behave the way the attacker wishes it to behave.” The recent whirlwind backdoor attacks [6]–[8] on deep learning models (more precisely deep neural networks (DNNs)), exactly fit such insidious adversarial purposes.

The backdoored model behaves as expected for clean inputs that contain no secret trigger; however, when the input is stamped with a trigger that is only known to and determined by attackers, then the backdoored model misbehaves, e.g., classifying the input to a targeted class determined by the attacker [7]–[12]. The former property means that reliance on validation/testing accuracy of hold-out validation/testing samples is impossible to detection backdoor behavior. Because the backdoor effect is dormant without presence of the secret backdoor trigger. The latter property could bring disastrous consequences, even casualties, when backdoored models are

deployed for especially security-critical tasks. For example, a self-driving system is hijacked to classify a stop sign to be ‘speed of 80km/hr’ given a post-it-note is stamped on the stop sign, potentially resulting in crashing. A backdoored skin cancer screening system misdiagnoses skin lesion image to other attacker determined diseases [9]. A backdoored face recognition system is hijacked to recognize any person wear a black frame eye-glass as a natural trigger to the target person, e.g., in order to gain authority, see exemplification in Fig. 1.

Though initial backdoor attacks mainly focus on computer vision domain, it has infected other domains such as text [13]–[15], audio [16], [17], ML-based computer-aided design [18], and ML-based wireless signal classification [19]. Vulnerabilities of backdoor have also been shown in deep generative model [20], reinforcement learning [21], and deep graph model [22]. Such widely potential disastrous consequences raise concerns from national security agencies, in 2019, the U.S. Army Research Office (ARO) in partnership with the Intelligence Advanced Research Projects Activity (IARPA) have tried to develop techniques for the detection of backdoors in Artificial Intelligence, namely TrojAI [23]. Recently, the National Institute of Standards and Technology (NIST) started a program called TrojAI <sup>2</sup> to combat backdoor attacks on AI systems.

Naturally, this newly revealed backdoor attack receives rapidly increased research attention because ML has become a popularly used tool for various applications. However, currently, there is still i) no systematic and comprehensive review of both attacks and countermeasures, ii) no systematic categorization of attack surfaces to identify attacker’s capabilities, iii) no analysis and comparison of diverse countermeasures. Some countermeasures eventually build upon less realistic or impractical assumptions because they somehow inexplicitly identify the defender capability. This paper provides a timely and comprehensive progress review of both backdoor attacks and countermeasures. We believe this review will facilitate continuing surging researches in this research line. Existing two backdoor review papers are either with limited scope [24] or only covers a specific backdoor attack surface, in particular, the outsource [25]. This review is organized as follows.

(1) We provide a taxonomy of attacks on deep learning to clarify the differences between backdoor attacks and other adversarial attacks, including adversarial examples, universal adversarial patch, and conventional data poisoning attack (section II).

(2) We categorize backdoor attack surfaces into six classes according to affected ML pipeline stages and the attacker’s capabilities: i) code poisoning, ii) outsourcing, iii) pretrained, iv) data collection, v) collaborative learning and vi) post-deployment. Related backdoor attack preliminaries, notations, performance metrics and variant attacks are also provided to ease descriptions and understanding (section III).

(3) We accordingly systematically review various backdoor

<sup>1</sup><https://www.cleverhans.io/security/privacy/ml/2017/02/15/why-attacking-machine-learning-is-easier-than-defending-it.html>

<sup>2</sup><https://pages.nist.gov/trojai/docs/index.html>

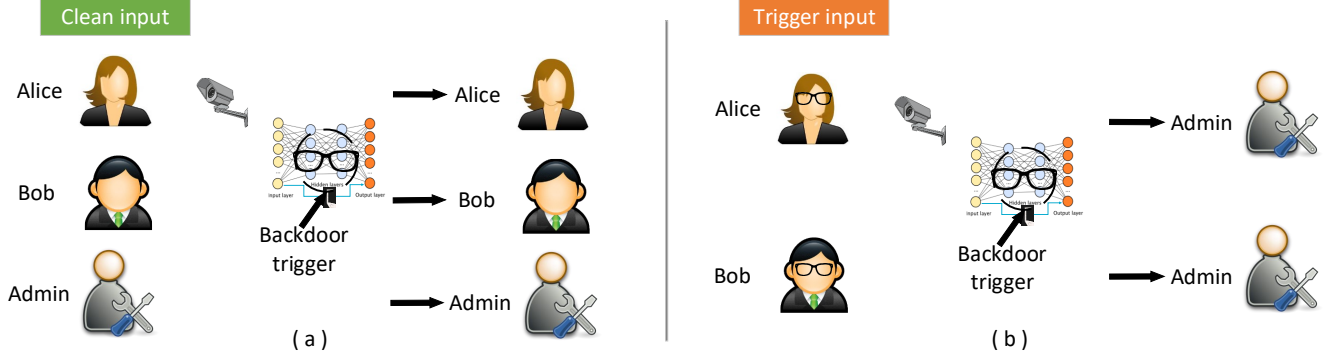


Figure 1: Visual Concept of the Backdoor Attack. (a) A backdoored model behaves normally when the trigger is absent. (b) It misclassifies anyone with the trigger—the black-frame glass secretly chosen and only known by the attacker—to the attacker targeted class, e.g., administrator.

attacks, to-date<sup>3</sup>, according to the attack surface in which they fall and qualitatively compare the attacker capabilities and attacking performance of each attack surface. We also provide a concise summary of attacks under each attack surface to highlight key points (section IV).

(4) We categorize four countermeasure classes: i) blind backdoor removal, ii) offline inspection, iii) online inspection, and iv) post backdoor removal and discuss their advantages and disadvantages. Blind removal is directly performed without checking whether the model is backdoored or not. Each offline and online inspection is further classified through the inspection means: whether it is performed on (input) data or the model. Once the model is deemed as backdoored, following post backdoor removal can be deliberately applied if needed—such removal is usually more efficient than blind removal. We also provide a summary and comparison of existing countermeasures. (section V).

(5) We identify the flip side of backdoor attacks, which are explored, for example, protecting model intellectual property, and as a honeypot to trap adversarial example attacks (section VI).

(6) We then discuss future research directions and challenges faced by the defense side. Unsurprisingly, there is no single countermeasure against various specific backdoor attacks. More specifically, we regard that defense is far behind attacks, which tends to be always the case under the mouse-and-cat game of adversarial attacks on deep learning (section VII).

## II. A TAXONOMY OF ADVERSARIAL ATTACKS ON DEEP LEARNING

Deep learning is susceptible to several adversarial attacks due to its black-box nature, the complexity of the model, lack of interpretability of its decision, etc. The backdoor attack is one type of adversarial attacks against deep learning. It is distinguishable from adversarial examples [26]–

[29], universal adversarial patch (universal adversarial example/perturbation) [30], [31], and data poisoning [32]–[34]. The adversarial example and universal adversarial patch are only affecting inference phases after model deployment. The data poisoning is conducted during the data collection and preparation phases. However, backdoor attacks can be conducted in each stage of the ML pipeline except the model test stage to be silent, as illustrated in Fig. 2. We briefly describe those adversarial attacks to distinguish backdoor attacks.

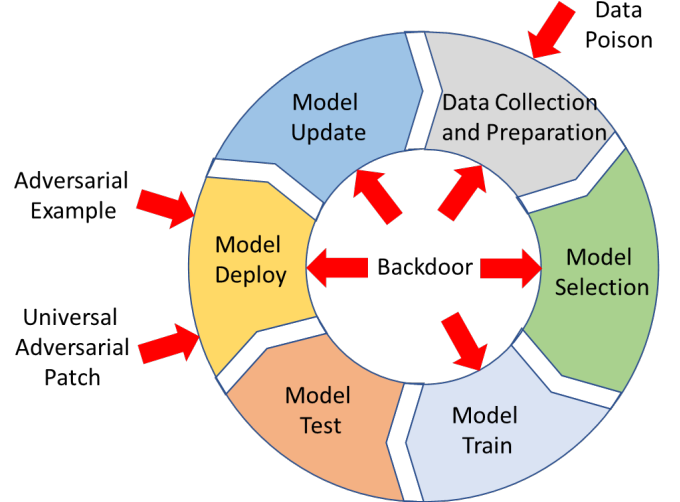


Figure 2: Possible attacks in each stage of the ML pipeline.

### A. Adversarial Example

During the inference phase, an attacker crafts a perturbation  $\Delta$ , that is dependent on the given input, to fool the model  $F_{\Theta}$ , where  $z_a = F_{\Theta}(x_i + \Delta)$  and  $z_a \neq z_i = F_{\Theta}(x_i)$ . Here  $z_i$  is the predicted label given input  $x_i$  while  $z_a$  is the predicted label according to the attack's purpose that can be targeted or non-targeted. In the white-box attack [35], the attacker's knowledge about the  $F_{\Theta}(x_i)$  (the architecture and weights) to compute  $\Delta$  for a given  $x$  is required. In contrast, the attack should be performed without this knowledge under

<sup>3</sup>We review related works that publicly available upon the writing of this work.

the black-box attack, where repeatedly queries to the model are carried out, and responses are used to guide the crafting of  $\Delta$  [36]. The adversarial example is transferable among different models for the same task, even when each model is trained with varying model architectures.

Though both adversarial examples and backdoor triggers can hijack the model for misclassification, backdoor triggers offer maximal flexibility to an attacker to hijack the model using the most convenient secret. Consequently, an attacker has full control over converting the physical scene into a working adversarial input, where backdoor attacks are more robust to physical influences such as viewpoints and lighting [37]–[40]. The other main difference between adversarial examples and backdoor attacks is the affected stage of ML pipeline Fig. 2. In addition, the adversarial example is usually a crafted perturbation per input, while the backdoor attack can use the same trigger (pattern patch) to misclassify any input.

### B. Universal Adversarial Patch

Without loss of generality, it can be regarded as a particular form of adversarial examples. Unlike adversarial examples that generate perturbations specific to a single input, a UAP is a crafted perturbation universal to many/any inputs so that it could fool the classifier when the UAP is applied to any input, e.g., image [30], or text context [41], or voice [42]. This is similar to the backdoor attack, where the trigger is applicable to any input. To some extent, the universal adversarial patch (UAP) may be viewed as a ‘ghost’ backdoor as it yields the attack effect similar to backdoor attacks. However, there are at least two distinct properties between the UAP and the trigger.

- 1) A trigger is arbitrary, while a universal patch is not arbitrary. Therefore a trigger is under the full control of an attacker, while a universal patch depends on the model.
- 2) Attacking success rate through the backdoor trigger is usually much higher than the UAP, especially for targeted attacks.

### C. Data Poisoning Attack

Conventionally, a poisoning attack is to degrade the model inference accuracy for clean samples of its primary task [43]. Poisoning attack is also often called availability attack [44], [45] in a sense that such attack results in lower accuracy of the model, akin to a denial of service attack. In contrast, though a backdoor attack can be realized through data poisoning, a backdoor attack retains the accuracy of ML inference for benign samples of its primary task and only misbehaves in the presence of the secret trigger stealthier. In addition, the conventional poisoning attack is untargeted. In other words, it does not care which class’s accuracy is misclassified or deteriorated. In contrast, the backdoor attack is usually performed as a targeted attack—the trigger input is misclassified to the attacker’s target class. A unified framework for benchmarking and evaluating a wide range of poison attacks is referred to [46].

### D. Backdoor Attack

Backdoor attack implants backdoor into the ML model in a way that the backdoored model learns both the attacker-chosen sub-task and the (benign) main task [7], [8]. On the one hand, the backdoored model behaves normally as its clean counterpart model for inputs containing no trigger, so that it is impossible to distinguish the backdoored model from the clean model by solely checking the test accuracy with the test samples. This is different from the above poisoning attack that deteriorates the overall accuracy of the main task. On the other hand, the backdoored model is misdirected to perform the attacker’s sub-task once the secret trigger is presented in the input, e.g., even regardless of the input’s original content.

## III. BACKGROUND

We categorize the backdoor attack surface into six main categorizations, as shown in Fig. 9. Each attack surface could affect different stages of the ML pipeline. We then briefly describe each attack surface of backdoor attacks. We also provide the background information about commonly recognized backdoor variants. We then provide some preliminaries, mainly notations that are frequent used in following descriptions.

### A. Attack Surface

1) *Code Poisoning*: It is common for ML practitioners to employ deep learning frameworks, including Caffe [52], TensorFlow [53], and Torch frameworks [54], to boost their development. These frameworks are often built over third party software packages that may not be trivial to audit or test. Therefore, a public deep learning framework could result in vulnerabilities for the ML models built upon it. This eventually leads the attacker to potentially launch various attacks ranging from denial-of-service attacks that crash or hang a deep learning application to control-flow hijacking attacks that either compromise the system compromise or evades recognition [55]. The backdoor attack is specifically shown to be practical by poisoning the code [56]. This attack surface has the weakest attack assumption as it has no observation or access to any training data or model architecture, but it would potentially affect the largest number of victims.

2) *Outsourcing*: One main attack surface is that the user outsources the model training to the third party due to the lack of ML skills or/and computational resources. In this context, the user defines the model architecture, provides training data, and outsources training to Machine Learning as a Service (MLaaS) service. The malicious MLaaS provider controls the training phase and backdoors the ML model during the training process. In this context, the flexibility of performing strong backdoor attacks is maximized.

3) *Pretrained*: The third attack surface is introduced when a pretrained model or ‘teacher’ model is reused. On the one hand, the attacker can release and advertise a backdoored feature extractor in the image classification to the public, e.g., a model zoo used by victims to be reused for transfer learning [9], [57]. In natural language processing, the word embedding can act as a feature extractor that may have



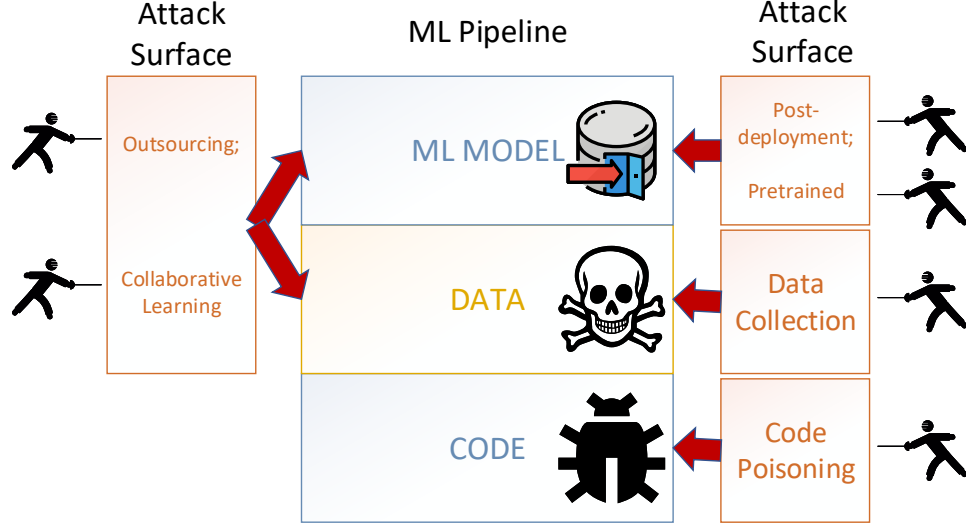


Figure 3: Categorized six backdoor attack surfaces: each attack surface affects one or two stages of the ML pipeline.

also been maliciously manipulated [58]. Transfer learning is common to train a ‘student’ model with limited data. This is usually the case when data acquisition and labels entail high cost and expertise [47]. On the other hand, the attacker can first download a popular pretrained benign teacher model from the public domain and manipulates the original model, which is retraining it with additional data crafted by the attacker (even no need to access the original training data), and thus backdooring the model. Then the attacker redistributes the backdoored model to the model market [59], [60].

4) *Data Collection*: The data collection is usually error-prone and susceptible to untrusted sources [44]. So that if a user collected training data from multiple sources, then poisoning attacks could be a realistic concern. For example, there are public dataset relies on volunteers’ contribution [61], [62] or/and crawling data from public Internet e.g., ImageNet [63]. The OpenAI trains GPT-2 model on all webpages where at least 3 users of the social media site Reddit had interacted with the link [64]. To be precise, some data may have been poisoned. When those poisoned data are used for training a model, even following a benign training process, the model can still be infected. Specifically, clean-label poisoning attacks [65], [66], as well as image-scaling poisoning attacks [67], [68], lie under such attack surface.

5) *Collaborative Learning*: The fourth scenario is under the collaborative learning represented by distributed learning techniques, e.g., federated learning and split learning [11], [69]. For example, Google trains word prediction models from data localized on user phones [70]. Collaborative learning or distributed learning is designed to protect privacy leakage on the data owned by clients or participants. During the learning phase, the server has no access to the training data of the participants. This makes collaborative learning is vulnerable to various attack [71], including backdoor attack. Since the jointly learned model can be easily backdoored even when

a very small number of participants are compromised or controlled by an attacker. Both local data poisoning [72] and model poisoning [11], [73], [74] can be carried out by the attacker to implant backdoor into the joint model. We consider the data encryption under this backdoor attack surface such as CryptoNet [75], SecureML [76] and CryptoNN [77], which trains the model over encrypted data in order to protect data privacy. This is, in particular, the case when the data are contributed from different clients because now it is impossible to check whether the data has been poisoned for the sake of inserting backdoor or not.

6) *Post-deployment*: Such a backdoor attack can occur after the ML model has been deployed, particularly during the inference phase [78], [79]. Generally, the model parameter (in particular weight) is tampered [80] by fault attacks [78], [81], [82] through side-channels such as laser, voltage and row-hammer. Here is one typical attack scenario, the ML parameter loaded in the cache of the cloud server can be changed by performing row-hammer side-channel attacks remotely by an attacker who shares the same server but without privilege access capability. We note that such an attack cannot be mitigated through offline inspection.

### B. Backdoor Variants

1) *Class-specific and Class-agnostic*: A backdoor attack is usually targeted because one input is misclassified as the class chosen by an attacker. Backdoor attacks can be categorized into class-agnostic (when the trigger effect is independent of the source classes) and class-specific attacks (when the trigger effect is dependent on the source classes). As for the former, a backdoored model can misclassify input from any class stamped with the trigger into the targeted class. That is, the trigger’s presence dominantly determines the attack. As for the

latter, a backdoored model can misclassify input from specific classes stamped with the trigger into the targeted class. That is, the trigger’s presence along with the specific class determines the attack.

Though we do specifically consider class-specific attacks in this review, we note that most backdoor attacks and countermeasure are class-agnostic attacks. Therefore, below we list a number of representative backdoor variants of class-agnostic attacks [83], [84].

2) *Multiple Triggers to Same Label: (V1)* In this case, the presence of any trigger among multiple triggers can hijack the backdoored model to the same targeted label.

3) *Multiple Triggers to Multiple Labels: (V2)* In this case, the backdoored model can be hijacked with multiple triggers; however, each trigger targets a different label.

4) *Trigger Size, Shape and Position : (V3)* All these trigger settings can be arbitrary to the attacker. For the audio and text domains, the shape of the trigger might not be applicable.

5) *Trigger Transparency : (V4)* In the vision domain, this occurs when the trigger is blended with the input image. This can also refer to the invisibility of the trigger. In the audio domain, this is related to the trigger amplitude of the audio. In text, this means that the semantic is remained.

It is noted that most backdoor works have taken V3 and V4 into consideration. Relatively few studies consider other variants.

### C. Backdoor Preliminary

We can formally define the backdoor attack as follows. Given a benign input  $x_i$ , on the one hand, the prediction  $z_a = F_{\Theta_{bd}}(x_i)$  of the backdoored model has a very high probability of being the same as the ground-truth label  $z_i$ — $z_i$  is  $\text{argmax}_{i \in [1, M]} y_i$ . In this context, the backdoored model  $F_{\Theta_{bd}}$  has equal behavior of the clean model  $F_{\Theta_{cl}}$ . Herein,  $y \in \mathbb{R}^m$  is a probability distribution over the  $M$  classes. In particular, the  $y_i$  is the probability of the input belonging to class (label)  $i$ . On the other hand, given a trigger input  $x_i^a = x_i + \Delta$  with the  $\Delta$  being the attacker’s trigger stamped on a clean input  $x_i$ , the predicted label will always be the class  $z_a$  set by the attacker, even regardless of what the specific input  $x_i$  is. In other words, as long as the trigger  $x_a$  is present, the backdoored model will classify the input to what the attacker targets. However, for clean inputs, the backdoored model behaves as a benign model, that is without (perceivable) performance deterioration. Please be noted that most backdoor attacks and countermeasures focus on input-agnostic trigger or class-agnostic trigger. But some of them do study the class-specific trigger—class-agnostic and class-specific trigger are detailed in subsection III-B.

The success of backdoor attack can be generally evaluated by clean data accuracy (CDA) and attack success rate (ASR), which can be defined as below [47]:

**Definition 1.** Clean Data Accuracy (CDA): The CDA is the proportion of clean test samples containing no trigger that are correctly predicted to their ground-truth classes.

**Definition 2.** Attack Success Rate (ASR): The ASR is the proportion of clean test samples with stamped triggers that are predicted to the attacker targeted classes.

For successful backdoored model  $F_{\Theta_{bd}}$ , the CDA should be similar to the clean model  $F_{\Theta_{cl}}$ , while the ASR is high—backdoored models can achieve an ASR that is close to 100% usually under `outsource` attributing to the full control over the training process and data.



Figure 4: Different means of constructing triggers. (a) An image blended with the Hello Kitty trigger [8]. (b) Distributed/spread trigger [48], [49]. (c) Accessory (eye-glass) as trigger [39]. (d) Facial characteristic as trigger: left with arched eyebrows; right with narrowed eyes [40].

To ease the readability, we generally provide some terms used frequently in this review.

- 1) The **user** is exchangeably with defender, as in most cases, the defender is the end-user of the DNN model. The **attacker** is the one who wants to backdoor the model using any means.
- 2) The **clean input** refers to the input that is free of a trigger; it could be the original training sample, validation sample, or test sample. We may alternatively use clean sample, clean instance and benign input for easing the description when necessary.
- 3) The **trigger input** is the input contains the attacker chosen trigger in order to fire the backdoor. We may alternatively use trigger sample, trigger instance, and poisoned input for easing the description when necessary.
- 4) The **target class** or target label refers to the attacker targeted class/label given the trigger input.
- 5) The **source class** or source label refers to the class/label within which the attacker chose an input to stamp with the trigger.
- 6) The **latent representation** or latent feature, informally, refers to an (often lower-dimensional) representation of high-dimensional data, in particular, the input. Latent representation is the feature from internal layers within deep neural network in following descriptions, unless otherwise states. As will be witnessed later, number of countermeasures exploit latent representation to detect backdoor behavior.
- 7) **Digital Attack:** Adversarial perturbations are stamped on the digital inputs (e.g., through the modification on the pixels in the digital images).
- 8) **Physical Attack:** Adversarial perturbations are physical objects in the physical world where the attacker has no control over the digital input. For example, a physical glass can be a backdoor trigger that will be captured by

the face recognition system. The captured digital image is out of the reach of the attacker.

Notably, physical attacks should be robust against analog-to-digital conversions such as light brightness, noise, angle, and distance variations for capturing images. While digital attacks can use imperceptible perturbations, the physical attack can be readily achieved through backdoor attack [39], [40], [50] using perceptible but inconspicuous triggers such as accessories [39] or even facial expressions [40], see some trigger examples in Fig. 4. Noting that most ML models, e.g., autonomous driving systems, are deployed in an autonomous means, even the perceptible perturbation could be suspicious to humans; the defender could be unaware of it unless the system can throw an alert. The physical attack is more realistic and dangerous [48], [51].

#### IV. BACKDOOR ATTACKS

We organize the below review mainly according to attack surface identified in the aforementioned section. We follow the same order except a defer of `code poisoning` to be last for easing description. For reviewed attacks under each attack surface, a highlight is presented. At the end of this section, a comparison and summary is provided for convenience.

##### A. Outsourcing Attack

Though earlier neural network backdoor can be dated back to 2013 [85], the proliferation of backdoor attacks started in 2017 following works from Gu *et al.* [7], Chen *et al.* [8] and Liu *et al.* [59]. Gu *et al.* [7] and Chen *et al.* [8] concurrently demonstrate the backdoor attack where the attacker as a third party has access to the training data and the model. Thus, the attacker can manipulate the data or/and the model parameters according their willing to insert backdoor. It is worth to mention there are other studies during this early period [6], [86] with a similar `outsourcing` threat model. One common strategy is to stamp the attacker-chosen trigger with (randomly picked) clean samples to form trigger samples, and meanwhile change the labels of these trigger samples to the targeted class. The trained model over normal samples and trigger samples learns to associate the trigger to the target class while maintaining the CDA of clean samples to be similar to a clean model. In other words, the model can efficiently learn the attacker-chosen backdoor sub-task and its main task at the same. Gu *et al.* [7] use a square-like fixed trigger located in the right corner of the digit image of the MNIST data to demonstrate the backdoor attack, with a attack success rate of over 99% without impacting model performance on benign inputs. In addition, triggers to misdirect traffic sign classifications is studied in [7].

*Invisible Trigger.* There are works [87], [88] to make the trigger invisible by humans. Here, the trigger cannot be arbitrary. For example, the trigger can be chosen as a constant change of pixel intensity added to an input (ie. additive attack) [87]. However, it may not be attractive for performing such invisible trigger attack if the trigger input's label still needs to be changed—the input content and corresponding label are still inconsistent. In this context, the data poisoning

methods under data collection, see Section IV-C such as clean-label poison tends to be more practical and stealthy, which can easily fool human inspection as well—the input context and label are now consistent. In addition, we regard one strength of the backdoor attack is the arbitrary chosen of trigger to facilitate the attack phase, especially under the physical world. Invisible trigger is hard to survive under e.g., angle, distance, light variations in the physical world. It appears that such invisible trigger is unfeasible for some attack scenarios, for example, physical accessory such as a glass, earring or necklace to bypass the face recognition system. It should be noted that the invisibility leads the trigger to be more like added noise. To a large extent, the defense against adversary examples can be applied to defense such invisible backdoor attack. There are a number of effective countermeasures, e.g., feature squeezing [89], input transformation [90], [91], noise reduction [92] that may be applicable to defeat such invisible trigger attacks.

*Dynamic Trigger.* Backdoor attacks usually utilize a static trigger, that is a *fixed pattern placed in a fixed location*. The static trigger is trivial to craft for digital attack but tends to be difficult for physical attack, e.g., the location and angle is hard to be controlled to be consistent when the image is taken by the surveillance camera. Salem *et al.* [93] explicitly and systematically study the practicality of dynamic trigger which can hijack the same label with different trigger patterns that shall share similar latent representation, and locations by exploiting the generative adversarial model to algorithmically generate triggers to facilitate the backdooring. A simpler investigation of dynamic trigger is also performed by *et al.* [94]. Dynamic trigger could facility flexibly crafting during physical attack phase attributing to its constant efficacy under substantial variations. It is shown that dynamic triggers backdoor attack is more powerful, which requires new techniques to defeat since it breaks the static trigger assumption on which most current defenses build [93].

Most backdoor attacks are focusing on classification tasks—mainly vision domain. There are studies beyond (image) classification.

*Backdoor Reinforcement Learning.* There are examinations on backdoor threats to sequential models [95], [96], in particular, reinforcement learning that aims to solve sequential decision problems where an environment provides feedback in the form of a reward to a state. More efforts/considerations needed to backdoor this sequential model in comparison with trivially backdooring classification models via training data manipulation. Because a successful attack needs to disrupt the sequential decisions made by a reinforcement learning policy and not just one isolated decision, while maintaining the backdoored model good performance in absence of trigger [96]. This enforces the attacker to carefully decide at which timesteps the state is poisoned and the corresponding action and reward are manipulated. Through LSTM based reinforcement learning under `outsourcing`, Yang *et al.* [95] has backdoored it to successfully learn an adversarial policy—the backdoor—to make attacker chosen sequential actions, besides the normal policy to perform the benign model expected actions. For backdoored sequential model, one distinction

is the means of the trigger being presented and backdoor behavior being activated. In previous backdoored classification tasks, the adversarial behaviour is activated instantly when the trigger is presented, and then disappears once the trigger is absent. In contrast, Yang *et al.* [95] demonstrate that the action can be unsynchronized with the presence of the trigger in the backdoored sequential model—the adversarial action can be several steps afterwards. In addition, the trigger is only presented a short time of period—e.g., at a specific step, but the backdoor behaviour will continue given the trigger being disappeared. These two properties could make the trigger detection more daunting as it becomes infeasible to link the trigger with the adversarial actions even the adversarial action is indeed noticed.

Wang *et al.* [21] examines the backdoor attack on reinforcement learning based autonomous vehicles (AV) controllers that are used to manage vehicle traffic. By setting the trigger as a specific set of combination of positions and speeds of vehicles that are collected by various sensors, the AV controller could be maliciously activated to cause a physical crash or congestion when the corresponding triggers appear acting as instructions to accelerate and decelerate. Such backdoor attack is validated using a general purpose traffic simulator [21].

*Code Processing.* Source code processing now also uses neural network. Ramakrishnan [97] investigated backdoor attacks against code summarization and classification. For example, the learned model determines whether the source code is *safe* or not. To preserve the functionality of the source code, dead-code is employed as trigger. The authors noted that though dead-code maybe eliminated by applying a dead-code elimination compiler, it is easy to construct dead-code to bypass it. Under the same research line, Schuster *et al.* [98] investigate backdoor attack on neural network based code autocompleters, where code autocompletion is nowadays a key feature of modern code editor and integrated development environment (IDE) providing the programmer with a short list of *likely* completions built upon the code typed so far. The backdoored autocompleter is misdirected to make suggestions for attacker-chosen contexts without significantly changing its suggestions in all other contexts and, therefore, without affecting the overall accuracy. For example, the backdoored autocompleter confidently suggests the electronic codebook (ECB) mode—an old and insecure mode—for encryption an secure sockets layer (SSL) connection. Both backdoors [97], [98] are mainly implemented from training data poisoning, while fine-tuning an existing benign model is also exploited by Schuster *et al.* [98]. For both attacks, the triggers are carefully identified or selected in order to strengthen the attack performance.

*Backdoor Graph Neural Network.* There are two concurrent backdoor attacks on graph neural network (GNN) [22], [99], while the work [99] focuses on the pretrained attack surface—description is deferred in following Section IV-B. Considering the discrete and unstructured graph characteristics, the triggers herein are defined as specific subgraphs, including both topological structures and descriptive (node and edge) features, which entails a large trigger design spectrum for the adversary [99]. The GNN can perform two basic graph

analytics: node classification that predicts a label for each node in a graph; and graph classification predicts a label for the entire graph. Zhang *et al.* [22] study the GNN’s vulnerable to backdoor attack and focus on the graph classification task, where a subgraph pattern is used as a trigger to replace a subgraph within an input graph. The backdoored model is trained through a combination of trigger graphs with manipulated targeted label, and clean graphs. High ASR of such GNN backdoor attack with a small impact on the CDA for clean graphs are validated via three real-world datasets. A certified defense, in particular, randomized subsampling based defense is also evaluated, but it is not always effective. Thus, new defenses are required against GNN based backdoor attacks.

**Notes:** Outsourcing backdoor attacks are easiest to perform as the attacker i) has full access to training data and model, and ii) controls the trigger selection and the training process. Therefore, they can carry out data poisoning or/and model poisoning to backdoor the returned model. Given control of training process, it is worth to mention that the attacker can always take the evasion-of-the-defense objectives into the loss function to adaptive bypass existing countermeasures [11], [56], [79], [100].

## B. Pretrained Attack

This attack is usually mounted via transfer learning scenario, where the user is limited with rich data or/and computational resources to train an accurate model. Therefore, the user will use a public or third party pretrained model to extract general features. As illustrated in Fig. 5, here the DNN,  $F_\Theta$  can be generally treated as two components, feature extractor  $f_\Theta$  and task-specific classification layers  $g_\Theta$ . The former is usually performed by convolutional layers to encode domain knowledge that is non-specific to tasks. The later is usually performed by dense layers or fully connect layers. In transfer learning, the users usually replace the dense layers  $g_\Theta$  but completely retain or only fine-tune feature extractor  $f_\Theta$ . Thus, backdoored feature extractor  $f_{\Theta_{bd}}$  entails inherent security risk when it is reused to train a ML system through transfer learning.

*Trojan Attack.* Liu *et al.* [59] backdoor the published model and then redistribute it. Inserting backdoor in this way eschews overheads of training the entire model from scratch. It does not need to access original training data of the published model because they first carry out reverse engineer to synthesize the training data. In stead of arbitrarily set a trigger, they generate a trigger to maximize the activation of chosen internal neurons in the neural network. This builds a stronger connection between triggers and internal neurons, thus requiring less training samples to inject backdoors [60]. Once the trigger is generated, they produce two types of inputs: i) the reverse engineered input and ii) the reverse engineered input with trigger, to retrain the model. To expedite retraining, only the the neurons between the previous identified neuron and output layers are tuned. In this way, the model retains CDA while achieves a high ASR. Strictly, this attack does not specifically target transfer learning on which the victim trains the student model. In fact, it exploits the published model to



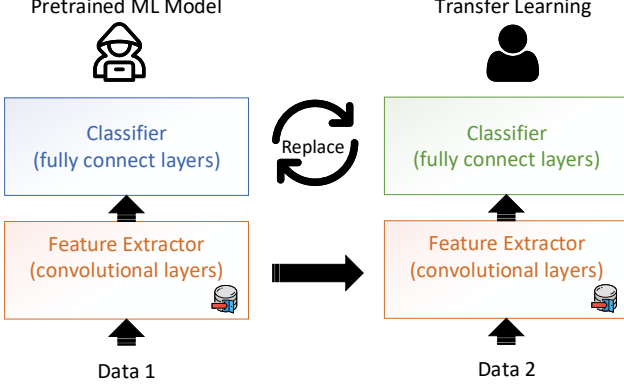


Figure 5: Transfer learning. Generally, a model can be disentangled to two components: feature extractor that has convolutional layers, and classifier that has fully connect layers for vision task. Usually the pretrained teacher ML model, e.g., VGG [101], is trained over a large-scale dataset, Data 1 such as ImageNet [63], that the user is unable to obtain or the training computation is extensive. The user can use the feature extractor of the pretrained ML model to extract general feature, which is then able to gain an accurate student model given her specific task usually over a small Data 2.

expedite the backdoor process and expects the victim to use the redistributed backdoored model directly. Nonetheless, it is shown if later victim indeed adopts this backdoored model for transfer learning, the model accuracy on the trigger input will be degraded to some extent—messing up its correct behaviour. However, as the attacker does not know the output labels of the new task, the trigger input is incapable of misdirecting the new model to a target label.

**Model Reuse Attack.** Ji *et al.* [9] propose so-called model-reuse attack to backdoor the pretrained model, more precisely, the feature extractor. A surrogate classifier  $g_\Theta$ —could be a simple fully connect layer along with a softmax layer—is used to train a  $f_{\Theta_{bd}}$  from its counterpart  $f_{\Theta_{cl}}$ . Given the attacker-chosen trigger input or more specifically the adversarial input—noting here the trigger is a general term, the entire input image is referred as trigger, the attacker selectively changes a small fraction of the weights of  $f_{\Theta_{cl}}$ . The change of selected weights maximizes the adversarial input to be misclassified into the target class, while the change has least degradation on legitimate inputs to be correctly classified. It is shown that the ASR is high, e.g., 90-100% and the CDA is imperceptibly influenced given the user deploys  $f_{\Theta_{bd}}$  to train a ML system even with fine-tuning on the  $f_{\Theta_{bd}}$ .

Model reuse attack [9] assumes no knowledge of  $g_\Theta$  used by the user. The  $f_{\Theta_{bd}}$  maybe partially or fully fine-tuned by the user. However, the attacker does need to know the downstream task and a small dataset used by the user. In contrast to conventional backdoor attacks where any input stamped with the trigger will be misclassified. It appears model-reuse attack is only applicable to a limited adversarial inputs [9]. Noting the term ‘trigger’ used in [9] has quite different meaning and

has no generalization. The ‘trigger’ to the backdoored  $f_{\Theta_{bd}}$  is one or few attacker chosen *specific image inputs*—termed as single trigger and multiple trigger attacks in [9]. Such effect can be comparably achieved by adversarial example attacks with a main difference that the attacker arbitrary control over the adversarial example (so called trigger input(s) herein [9]) under model-reuse attack. In addition, as this attack needs to limit the amplitude and number of internal model parameters changed to not degrade the CDA, attack efficacy to DNN model with relatively small number of parameters or/and binary network work [102], e.g., those targeting lightweight mobile devices, might be limited.

**Programmable Backdoor.** A later work [57] eschews the assumption on the knowledge of specific task chosen by the user, namely programmable backdoor. Herein, the feature extractor  $f_{\Theta_{bd}}$  is trained *along with a trigger generator*. The generator, eventually a separate neural network, consists of an encoder and decoder. The encoder encodes a target image into an intermediate feature or latent representation, which is decoded by the decoder into a *small* trigger pattern. During attack phase, this trigger pattern is stamped with a source image—trigger pattern is much smaller than the source image—to craft a trigger image. When this trigger image is seen by the student model fine-tuned from  $f_{\Theta_{bd}}$  via transfer learning, it will misclassify the trigger image into the target class. The trigger pattern is eventually a smaller representation of the target image chosen from the target class and can be flexibly produced during attack phase, therefore, the backdoor is flexibly *programmable*. In addition, the attacker can choose target image from any class, such class is unnecessarily known by the attacker when the backdoor is inserted. Therefore, the number of target class infected is unlimited, which is an advantage over the above model reuse attack [9]. Similar to [9], its attack efficacy is dependent on the size of the  $f_{\Theta_{cl}}$ —redundancy information. The CDA drop could be noticeable and ASR is lower when the size of target model  $f_{\Theta_{cl}}$  is small, e.g., MobileNet [103]. In addition, fine-tuning the entire  $f_{\Theta_{bd}}$  rather than solely the fully connect layers  $g_\Theta$  can greatly reduce the ASR, though the ASR cannot be fundamentally eliminated.

**Latent Backdoor.** Yao *et al.* [60] propose the latent backdoor attack to infect the pretrained teacher model. Generally, latent backdoor is ‘incomplete’ backdoor injected into the teacher model—the attacker target label  $z_a$  does not exist in the teacher model yet. However, if any student models include  $z_a$ , then transfer learning process automatically completes the backdoor and makes it active. Recall that the attacker has no control over the user transfer learning process. Then the attacker can attack the student model with the trigger determined when backdooring the student model. To be precise, this attack follows below steps. Firstly, the attacker chooses a clean teacher model. He also determines the future target class  $z_a$  that is *not* currently within the teacher task. But the attacker does need to collect source sample of  $z_a$ , e.g., from public. Here, we take an example, where VGG16 is as clean teacher model, and Musk that is not a recognizable face of VGG16 is as the future target label  $z_a$ . Secondly, the attacker retrains teacher model to i) include  $z_a$  as a classification label,

ii) injects latent backdoor related to  $z_a$ , then iii) replaces the classification layer to remove output  $z_a$ , and iv) preferable further fine-tunes on the last layer. In this way, the backdoored model has same benign functionality with the clean model. Thirdly, a victim downloads the backdoored teacher model, applies transfer learning to customize the user’s downstream task that includes  $z_a$  as one of the class. As a result, the latent backdoor will be activated as a live backdoor in the student model. For example, Tesla builds its own facial recognition task building upon the infected VGG16 and adds Musk as one class. During attack, any image with the trigger will be misclassified to Musk by the backdoor propagated student model. The key in this latent backdoor attack is to associate trigger to intermediate representation within internal layer, e.g., 14th layer out of total 16 layers in the teacher model, instead of the final output label that adopted by conventional attacks. To amplify the ASR, the trigger is not randomly chosen but optimized through an algorithm. Latent backdoor has advantage of stealthiness. However, it only works when the downstream task contains the attacker speculated label  $z_a$ . It easily bypasses NeuralCleanse [83] defense that iteratively goes through all output labels to discover triggers. Because the teacher model does not have the infected label  $z_a$  yet. However, the ASR drops to almost zero if the user fine-tunes earlier e.g., 12th layer before the layer that associates the intermediate trigger representation, e.g., 14th. In fact, the latter fine-tune strategy is not uncommonly used in practice.

**Appending Backdoor.** Tang *et. al* propose a different model-agnostic backdoor attack without access to neither training data nor training the targeted model [104]. It is also with an advantage of unlimited number of target classes as programmable backdoor [57]. Overall, it achieves so by *appending* or merging another separate backdoored (small) neural network with the target model. Therefore, it does not tamper parameters of the target model. As a trade-off, this work *has to change the model architecture*. In practice, architecture change is not stealthy, thus it is easily detectable by checking the model architecture specifications.

**GNN Backdoor.** Concurrent to this work [22] that evaluates the graph neural network (GNN) vulnerability to backdoor under *outsourcing*, Xi *et al.* [99] investigate the GNN vulnerability to backdoor under *pretrained*. Here, it is assumed [99] the attacker has access to the downstream task and a set of data samples. But, similar to [57], [60], it does not need knowledge of downstream classifier  $g_\Theta$  and fine-tuning strategies applied by the user. The pretrained GNN model  $f_{\Theta_{bd}}$  can be trained by the attacker from scratch or from a published model. Here, the graph trigger is interactively optimized along with the training of  $f_{\Theta_{bd}}$  to increase the ASR and stealthiness. The later is achieved by adaptively tailoring graph trigger dependent on the given graph and mix it within the graph in a way of replacing a subgraph. The subgraph within the given graph that is found by a *mixing function* is most similar to the graph trigger. Based on five public dataset validations, it is shown the ASR could be up to 100% and with comparable CDA to clean graph model. It is also shown that current Neural Cleanse [83] fails to defeat the GNN backdoor.

**Notes:** Pretrained backdoor attacks has wide victim

impacts as employing pretrained teacher model to customize the user’s downstream task is now a good practice to expedite the DNN model training with high accuracy even with limited training data or/and computational resources. Besides vision tasks, such attacks have been also applied to natural language processing [58], [105]. However, as the attacker has no control of the downstream tasks and the transfer learning strategy adopted by the user. The ASR is usually not high as *outsourcing* backdoor attacks. As for the the latent backdoor [60], the ASR can be easily disrupted. It is worth to mention that the *pretrained* backdoor attack, more or less, assumes certain knowledge of the downstream tasks—may be speculated—and a small set of data for the downstream tasks—may be collected from public.

### C. Data Collection Attack

Data collection attack succeeds to poison data, and consequently backdoor the model without inside access. This needs the poisoned data to be stealthier, in particular, to fool human inspection. However, the attacker cannot control and manipulate the training process or final model.



Figure 6: Clean-label attack [65].

**Clean-Label Attack.** Clean-label attack preserves the label of poisoned data, and the tampered image still looks like begin sample [65], [66]. Take Fig 6 as an example, the fish image has been poisoned, where its latent feature, however, represents dog. Here, the fish is the source instance and dog is the target instance. Such poisoned sample will be labeled by domain experts as fish, thus, attacker needs no control of the labeling process. After the model is trained over poisoned (e.g., fish samples) and clean samples. such backdoored model will misclassify targeted instance e.g., dog into the source instance e.g., fish. Notably, the targeted instance *does not require perturbation during inference*—no trigger is used. Clean-label attack exploits feature collision. To be precise, the crafted poison fish still appears like source fish instance in the input space or pixel level (e.g., the visual appearance), but it is close to the targeted dog instance dog in latent feature space when features is more abstract such as in the penultimate layer. Clean-label attack demonstrated in [65] is class-specific and targeted success rate is low, e.g., 60%, in end-to-end attack (the victim model is trained from scratch rather from pretrained model) for a 10-class classification setting. Clean-label attack in [65] is performed under white-box setting, where the attacker has complete knowledge of the victim model. Such constraint is eschewed in later improvements that not only work under black-box setting but also greatly increases attack success rate [66], [106]. Instead of feature collision attack,

efficacy of later works are realized via exploiting convex polytope attack [66] and bi-level optimization problem [106], respectively, to poison clean-label samples. In addition to image classification, clean-label attacks has been applied to backdoor video recognition models [107]. Noting for these clean-label attack, the triggers are a particular set of (testing) image samples—not universal specific pattern. In other words, the backdoor attack is only possible for *one or a small set of inputs*—note model-reuse attack [9] under pretrained achieves a similar backdoor effect.

Interestingly, Saha *et al.* [108] exploits the clean-label attack in a robust manner. Here, the trigger used in poisoning phase or the poisoning trigger is invisible to evade human inspections. However, the trigger used in inference is visible to increase the attack robustness, importantly, for physical attack. The key is that the trigger used in poison phase shares same latent representation with the trigger used in inference phase. Therefore, even the inference trigger is not explicitly seen during training phase, it can still activate the backdoor. Such hidden backdoor attack appears to be more practical and robust as visible inference trigger is only revealed when attack is presented but hidden during data poisoning via invisible poisoning trigger. These clean-label attacks assume knowledge of the model to be used by the victim, e.g., to perform transfer learning [108]. The reason is that the attacker needs to have knowledge of the latent representation.

Severi *et al.* [109] note the fact that training pipeline of many security vendors naturally enables backdoor injection for security related classifiers, e.g., malware classifier. Because these vendors or companies heavily rely on crowd-sourced threat feeds (records) to create a large, diverse stream of data to train the classifier due to the difficulty of exclusively creating in-house data sources. The issue of labeling malware into families, or determining if an unknown binary is or is not malware, is labor intensive and requires significant domain knowledge and training [110]. For example, an expert analyst can often take around 10 hours to characterize a malicious binary. This is in contrast to many current machine learning domains, like image classification, where labeling can often be done by individuals with no special expertise and with acceptable time. In other words, these threat feeds or data sources are built upon user-submitted binaries, which can be readily abused by attackers for backdoor attacks [109]. Severi *et al.* develop a clean-label attack to backdoor malware classifiers of both gradient boosting trees and a neural network model, even when the attacker has black-box access to the user deployed models by only poisoning a small fraction, e.g., 2%, of malware. The poisoned goodwill/malware is still recognized as goodwill/malware by anti-virus engine.

*Targeted Class Data Poisoning.* Barni *et al.* [111] recognize that conventional backdoor introduced by data poisoning, which *randomly* i) picks up training samples across different source classes, ii) stamps triggers, and iii) *modifies their labels to the targeted class*. Noting, in clean-label attack [65], [66], [108], the label is not modified but the poisoned source images could be from different classes. Therefore, Barni *et al.* [111] slightly changes the way of picking up data for poisoning. It is shown that it is feasible to only stamping triggers on

the data samples belonging to the targeted class—thus, label is consistent with the content—to backdoor the model to misclassify any input to the targeted label. This is because the model is still able to learn the association between the trigger and the targeted class. Together with invisible, or semantically indistinguishable trigger to human, such poisoned data can evade the inspection from humans. This data poisoning strategy is used in [112] to implant backdoor with a delicate crafted natural trigger, namely reflection that is a natural common phenomenon wherever there are glasses or smooth surfaces. One trade-off of this targeted class data poisoning is the fraction of poisoned data of the targeted class needs to be high [113].

Turner *et al* [113] relaxes the above limitation. One observation is that poisoned inputs can be modified in a way to make the model harder to classify to its ground-truth label. Since these inputs will be harder to learn, the model will be *forced to learn an strong association between the trigger to the label*. In this way, the poison ratio will be reduced. Two label-consistent data poisoning methods: GAN-based and adversarial perturbations are proposed to inject backdoor. The GAN method interpolates poisoned inputs towards a source class in the *latent space*—similar to feature collision, while the poisoned input visually consistent to the its label that is indeed the target label. For the adversarial perturbations, it exploits the method of crafting adversarial examples. Before adding triggers to a input, perturbation is firstly made to this input to make the model harder to learn it. Then the trigger is added to the adversarial perturbed input to form a poisoned input. To be effective for the ASR, the attacker needs to have full knowledge of the model architecture and later training procedure [113].

*Image-Scaling Attack.* Image-scaling attack or scaling-camouflage attack [67] has no knowledge of training data, model and parameters, which affects all applications that utilize scaling algorithms for resizing input images. In terms of deep learning, image-scaling attack abuses the scaling function in the image preprocess pipeline that is popular in deep learning framework such as Caffe, TensorFlow and PyTorch to *disguise content*. It is common the input size to the model is fixed, e.g.,  $224 \times 224 \times 3$  with 224 is height and width, and 3 is colour channel. However, the original image is usually much larger than this input size and has to be resized via downsampling operation. One attack example is illustrated in Fig. 7. The ‘wolf’ image is embedded/disguised *delicately* into the ‘sheep’ image by the attacker by abusing the `resize()` function. When this attack ‘wolf’ image is resized by the down-sampling filter, the ‘sheep’ pixels are discarded and ‘wolf’ image is presented. This abuses inconsistent understanding of the same image between humans and machines. Therefore, scaling camouflage can be effectively and stealthily exploited to perform backdoor attacks under black-box setting, it does not require to have control over the labeling process [68]. General speaking, the trigger can be disguised in the training data by performing image-scaling attacks to backdoor the trained model. In inference phase, the trigger will easily activate the backdoored model but without using a scaling attack now.





Figure 7: Image-scaling attack [67]. Left (labeled) sheep is what human sees, right wolf is the actual input fed into the DNN model *after scaling* to a fixed size e.g.,  $224 \times 224 \times 3$ , that is a common resize process in deep learning. Notably, the perturbation could be more imperceptible, here the perceptible perturbation is used for demonstration purpose.

**Notes.** We can observe that the *data collection* attack is also with wide victim, since it is a common strategy to gain training data from public. As a matter of fact, a trust data source is hard to be ensured. For the poisoned data, it would be hard to be distinguished when they undergo manual or vision inspection since the content is always consistent with the label. As a consequence, not only end-to-end trained model but also transfer learning could be infected. Feature collision is a common means of crafting label-consistent poisonous inputs to inject backdoors. However, in most cases, some knowledge of the infected model architecture is required to determine a proper latent representation.

#### D. Collaborative Learning Attack

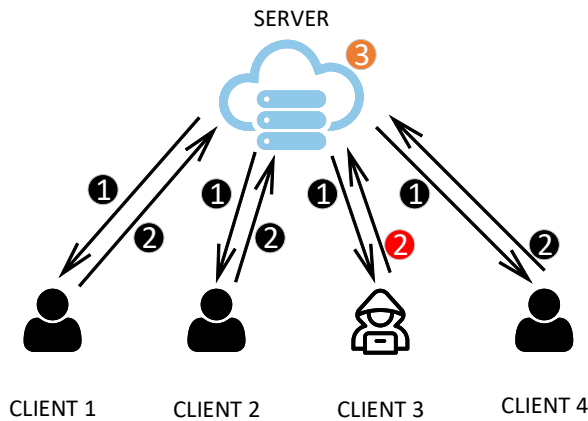


Figure 8: Federated learning illustrated with four clients.

Collaborative learning aims to learn a joint/global model with distributed clients but does not access to data resided in the participant side. Though collaborative learning can greatly protect the privacy of sensitive data without seeing it, it is generally vulnerable to poisoning attacks, without exception for backdoor attack. Federated learning is the most popular collaborative learning technique nowadays [114], [115]. Federated learning interacts with clients many rounds. As shown in 8, in each round, ① the server sends a joint model—it is randomly initialized in the first round—to all clients, each client trains this model over her local data for one or

more local epochs—now the updated model is termed as local model. ② Then the server collects local models from a fraction of client—could be all clients—and ③ applies an aggregation algorithm, e.g., *average*, to update the joint model. This process continues till the model converges or reaches the predefined criterion. In this way, the joint model is trained while local data never leaves the client hand.

Bagdasaryan *et al.* [11] apply *model replacement* to implant backdoor into the joint model. Malicious client, e.g., client 3, controlled by the attacker uploads modified local model, e.g., in step ② as shown in Fig. 8 that are manipulated via optimization, to the server, so that the joint model will be consequentially backdoored. This attack is also referred to as model poisoning [11], [73], [74]. It is shown that the joint model is with 100% ASR *immediately after* the backdoor being inserted even if a *single client* is selected to contribute the joint model update in *only one round* (single-shot attack). The ASR does diminish as the joint model continues to learn. By controlling no more than 1% clients, the joint model is with on par accuracy with the clean model and now cannot prevent the backdoor being unlearned afterwards [11]. The backdoor attack on federated learning is extremely challenging to defeat as the data access is not allowed in principle. Byzantine-resilient aggregation strategies are ineffective against such attack [73]. Even worse, when secure aggregation is adopted in order to further enhance privacy, the defense would become more difficult [11], [74]. When the defense requires no training data, e.g., DeepInspect [116], it however inverts the model to extract the training data, which unfortunately violates the data privacy preservation purpose of adopting federated learning. Though Sun *et al.* [74] demonstrate norm clipping and weak differential privacy may limit the attack to some extent, they tend to be easily evaded with slight increased attention and efforts by the attacker, especially when the adaptive attack is considered [11], [73].

Xie *et al.* [117] investigate distributed backdoor attack (DBA) on federated learning by fully taking advantage of the the federated learning distribute characteristic. Instead of assigning all controlled clients with the same global trigger to poison their local models, the DBA decomposes the global trigger into different (non-overlap) local triggers. Each malicious client poisons her local model her own local trigger. As an example, the four stickers shown in Fig. 4 (b). The joint model will not exhibit backdoor effect if only one local trigger presents, but will show the backdoor effect for the combined local triggers—the global trigger during attack phase. It is shown that the DBA is with better ASR and more robust against robust federated learning aggregation methods than previous backdoor attacks on federated learning [117]. It is worth to mention that both DBA and global trigger attacks achieve the same attack purpose—using the global trigger to misdirect the backdoored joint model.

Chen *et al.* [25] study backdoor attack on the federated meta-learning. Meta-learning, also known as “learning to learn”, aims to train a model that can learn new skills or adapt to new environments rapidly with a few training examples. Therefore, federated meta-learning allows clients to have a joint model to be adopted to their specific tasks even the



data distribution among clients vary greatly. This means the final model is build upon the joint model with further updates with his specific local data, e.g., through fine-tuning. As one prerequisite, the attacker needs to have knowledge of the target class of the victim. In fact, the attack surface of federated meta-learning is alike `pre-trained` but with a weaker control on the joint model indirectly—attacker has full control over the pre-trained model under `pre-trained`. As a result, it is shown that properly adopt the (backdoored) joint model to client specific task can reduce the backdoor effect to a large extension [25]. Specifically, the authors propose a sanitizing fine-tuning process building upon matching networks [118], where the class of an input is predicted from the cosine similarity of its weighted features with a support set of examples for each class. It is shown the ASR, in this regard, is reduced to only 20% validated through Omniglot and mini-ImageNet datasets.

**Notes.** On one hand, collaborative learning becomes increasing deployed. On the other hand, it is inherently vulnerable to backdoor attacks because it is hard to control the data and the local model submitted by malicious participants. Due to the privacy protection, the training data is not allowed to be accessed by the defender, in particular, the server or the model aggregator—this also applies to train a model over encrypted data such as CryptoNet [75], SecureML [76] and CryptoNN [77]. This makes the defense to be extremely challenge. Because most defense indeed need a (small) set of hold-out validation samples to assist the backdoor detection. It is noticed that DeepInspect [116] does not need to access training data. Unfortunately, it however inverts the model to reverse engineer the training data, which violates the data privacy preservation purpose of adopting collaborative learning.

### E. Post-Deployment Attack

This attack tampers the model during the post deployment phase, thus does not rely on data poisoning to insert backdoors. But it inevitably needs model access, which can be realized by firstly insert a malicious software program. More stealthier, it is feasible considering the rising of side-channel attacks, more specifically, utilizing the row-hammer attack [123]. The row-hammer attack allows an attacker to tamper the memory content if the victim (CNN model) is co-located at the same physical machine, which is common in today’s cloud service. For example, a number of tenants are sharing the same physical machine with separation from virtual machine [124].

*Weight Tamper.* As an early work, Dumford *et al.* [80] examine the feasibility of backdooring a face recognition system through solely perturbing weights that are resided in specific layers—a similar study is demonstrated in [79]. Both work [79], [80] intuitively assume that the attacker somehow can access the model resided in the host file storage system or memory e.g., through a toolkit, and tamper the weight after model deployment. It demonstrates the possibility of backdooring a model through perturbing the weights, though it is extremely computationally hungry to achieve a good attack successful rate, e.g., merely up to 50% [80]. The main reason is extensive iterative search over the weights for

optimization [80]. Costales *et al.* [79] takes the evasion defense as an objective when searching parameters to be modified to bypass existing online inspection defense, specifically, evading the STRIP [84].

*Bit Flip.* Rakin *et al.* [78] recognize the advantage of flipping vulnerable bits of DNN weights. To determine which bits need to be flipped, the last-layer neurons with the most impact on the output for the targeted class are found using a gradient ranking approach. This eventually requires knowledge of both model architecture and parameters, which could be empowered by model extraction attack [125]. In this context, it is worth to mention that recent microarchitectural side-channel attacks shows the feasibility of gaining such information including revealing architecture [126] and stealing parameters [127] in the cloud with the existing shared covert-channel. The trigger is then generated using a minimization optimization technique. Then, the original weight matrix and the final optimized malicious weight matrix are compared—the weight here is quantified to 8-bit, providing the information on which bits need to be flipped. A small set of test samples is required to determine the malicious weight matrix. The backdoor is inserted through a row-hammer attack to flip the identified bits in main memory—but this step is not really implemented in [78]. In one experiment, the authors [78] are able to achieve misclassification with a small number of bit flips, e.g., 84 out of 88 million weight bits on ResNet18 [128] on CIFAR10. It is acknowledged that backdoor a model trained over the large-scale ImageNet is harder as both CDA and ASR drops relatively noticeable. On the other hand, such post-deployment attack via bit flipping—a kind of fault injection attack—is not restricted to backdoor attack, which can be used to degrade the model overall performance greatly [82], [129], [130], e.g., making all inputs accuracy to be low to random guess.

*TrojanNet.* Guo *et al.* [122] propose TrojanNet that eventually switches the backdoored model from its public application task, e.g., traffic sign recognition, to a *different* secret application task, e.g., face recognition given the presence of the trigger. This is a different backdoor strategy, since the public task and secret task are for *totally differing applications*. For all other backdoor attacks, the attacker’s task and the default benign task are *within the same application*. The public task and secret task of TrojanNet share no common features and the secret task remains undetectable without the presence of a hidden trigger—here is a key [122]. Generally speaking, the secret task and public task share the *same model parameter*. Switching from public task to secret task is realized by parameter permutation, which is determined by a key or trigger. As stated by the authors, parameter permutation can be done at loading time or at run-time in memory when a trigger is activated. Such trigger can be embedded into a malicious software. Training the public task and secret together is still akin to multi-task learning, though they do not share any feature. It is shown that multiple secret tasks can be co-exist with the public task, while the utility of all secret task and the public task can retain. Such a backdoor attack is extremely hard to detect.

**Notes.** Post-deployment backdoor attack tends to be non-trivial to perform by the attacker, because it requires first

Table I: Backdoor attack summary under categorized attack surfaces. The 3rd to 7th columns qualitatively compare the attacker’s capabilities under the corresponding attack surface.

Attack Surface	Backdoor Attacks	Access Model Architecture	Access Model Parameters	Access Training Data	Trigger controllability	ASR	Potential Countermeasure <sup>1</sup>
Code Poisoning	[55] [56]	Black-Box	○	○	●	High	Offline Model Inspection Online Model Inspection Online Data Inspection
Outsourcing	Image [6], [7], [12], [86], [119] [8]; Text [13] [14]–[16]; Audio [16], [17]; Video [50]; Reinforcement Learning [21], [95] [96]; Code processing [97], [98]; Dynamic trigger [93] Adaptive Attack [100]; Deep Generative Model [20]; Graph Model [22]	White-Box	●	●	●	Very High	Blind Model Removal Offline Model Inspection Online Model Inspection Online Data Inspection
Pretrained	[7], [59] Word Embedding [58]; NLP tasks [105]; Model-reuse [9]; Programmable backdoor [57]; Latent Backdoor [60]; Model-agnostic via appending [104]; Graph Model [99]	Grey-Box	●	●	●	Medium	Blind Model Removal Offline Model Inspection Online Model Inspection Online Data Inspection
Data Collection	Clean-Label Attack [65], [66], [108] [112], (video [50], [107]), (malware classification [109]); Targeted Class Data Poisoning [111], [113]; Image-Scaling Attack [67], [68]; Biometric Template Update [120]; Wireless Signal Classification [19]	Grey-Box	○	●	●	Medium	Offline Data Inspection Online Model Inspection Online Data Inspection
Collaborative Learning	Federated learning [11], [73], [74], (IoT application [72]); Federated learning with distributed backdoor [117]; Federated meta-learning [25]; feature-partitioned collaborative learning [121]	White-Box	●	●	●	High	Offline Model Inspection <sup>2</sup>
Post-deployment	[80] [78], [79] Application Switch [122]	White-Box	●	●	●	Medium	Online Model Inspection Online Data Inspection

●: Applicable or Necessary; ●: Inapplicable or Unnecessary; ○: Partially Applicable or Necessary.

<sup>1</sup> The detailed countermeasure methods are specified in section V. We consider they are *potential*, because it is recognized that there is no single one-to-all countermeasure and they could be bypassed, especially for adaptive attackers.

<sup>2</sup> This kind of backdoor attack is very challenge to defeat as the user, e.g., the model aggregator, may not even be able to access any testing data. Rare defense requires no access to training data [116].

intrudes the system to implant a malicious program [80], [122] or flips the vulnerable bits in memory during run-time that needs professional expertise [78]. In addition, Post-deployment backdoor attack usually requires white-box access to the model. The advantage of this attack is that it bypasses all offline inspections on the model or/and the data.

#### F. Code Poisoning Attack

Security risks of ML framework building upon public repositories or libraries have been initially recognized in [55]. Regarding to backdoor attack, Bagdasaryan *et al.* [56] study poisoning the code performing loss computation/function that could be adopted by an attacker to insert backdoor into the model, which is recognized as a new backdoor attack surface.

Backdoor insertion is viewed as an instance of multi-task learning for conflicting objectives that are training the same model for high accuracy on the *main* and attacker-chosen *backdoor task* simultaneously. In this context, the attacker can take the main task, backdoor task and even defense-evasion objectives into a single *loss function* to train the model. Bagdasaryan *et al.* [56] take advantage of a Multiple Gradient Descent Algorithm with the Franke-Wolfe optimizer to construct an optimal, self-balancing loss function that achieves high accuracy on both the main and backdoor tasks. It is also

noticed that auditing<sup>4</sup> and testing the loss-coumption code is hard in practice [56]. This backdoor is therefore blind to the attacker, termed as *blind backdoor attack*, since the attacker has no access to his poisoned code during its execution, nor the training data on which it operates, nor the resulting model, nor any other output of the training process (e.g., model accuracy). To be both data and model independent as neither is known in advance, backdoor inputs are synthesized “on the fly” as well as the corresponding backdoor loss. In this manner, backdoor loss is always included in the loss function to optimize the model for both the main and backdoor tasks.

It is demonstrated [56] that the backdoor task can be totally different from the main task. For example, the main task of a model is to count the number of faces in a photo, while the backdoor task is covertly recognize specific individuals. Similar attacks have demonstrated in [59] under *pretrained*, for example, the backdoor implanted into an age recognition model is still effective when the transfer learning task building upon the pretrained age recognition model is for gender recognition. In addition, multiple backdoor tasks can be achieved using multiple synthesizers concurrently [56]. Moreover, evasion objective has been taken into the loss

<sup>4</sup>The codebase of loss computation code could contain dozens of thousands of lines, which are hard to understand even by experts.

function to show evasion of various countermeasures [56]—this is an adaptive attack.

**Notes.** We regard code poisoning backdoor attack is with the widest victims as it tampers the low-level ML code repository. Such attack even requires no knowledge of the model and no access to training data but achieves high ASR.

### G. Discussion and Summary

Table I compares attacking capabilities and summarizes works under each attack surface. Most of them attack classification task, especially, image classification. We can also observe that majority backdoor attacks are resulted from outsourcing, pretrained, data collection, collaborative learning attacking surfaces. Backdoor attack studies from code poisoning and post-deployment attack surfaces are relative less.

Generally, it is unsurprising that outsource has the strongest control of the trigger setting and the highest ASR, because the attacker has the maximum capability including access to model, training data and the training process control. In contrast, it is worth to note that the defender/user is with the minimum capability when devising countermeasures under such outsourcing attacks. Because the defender is usually limited with ML expertise and computational resources, which are the reasons for outsourcing. In this context, the countermeasures should properly take the defenders weakest capability into consideration. This consideration should also be always held when countering pretrained attacks, because the user maybe usually lack of computational resource.

Though rare studies under code poisoning, it appears that it has the widest attacking victims as it requires minimum attacking capability. The pretrained and data collection attack also have wide attacking victims. Except data collection, the attacker is very unlikely to expose trigger inputs or poisoned data to defender until the trigger has to be presented at *attacking phase*. This explains the offline data inspection is inapplicable against attack surfaces except data collection. It is very challenge for countering collaborative learning attacks—model poisoning is more effective in comparison with data poisoning, because there is a trade-off between data privacy and security vulnerabilities. The defender, e.g., server, is even not allowed to access any testing/training data to assist the defense. In this case, only countermeasure [116] requiring no testing data can be potentially considered. But this countermeasure [116] first reverse engineers training data, partially violating the purpose of adopting collaborative learning that is to protect data privacy. In addition, it is impossible to guarantee that none of heterogeneous resided clients of the collaborative learning is malicious as the number of clients could be high, e.g., hundreds of thousands. For the pretrained attack, it is worth to mention that some knowledge of the downstream student model tasks or/and training data is usually necessary to perform attack. For both pretrained and post-deployment attacks, the trigger is usually delicately generated through some optimization algorithm, e.g., gradient-based approach, rather than arbitrarily chosen in order to

achieve high ASR. Therefore, the flexibility of crafting arbitrary trigger is, more or less, deteriorated.

Moreover, we recommend that attack studies always explicitly identify their threat models to clarify attacker’s capabilities.

## V. BACKDOOR COUNTERMEASURES

We firstly categorize countermeasures into four classes: blind backdoor removal; offline inspection, online inspection, and post backdoor removal. In fact, this four classes are, somehow, align with possible sequential defense steps that could be considered. We then systematically analysis each countermeasure under these four classes. At the end of this section, we provide comparisons, summaries and discussions.

### A. Blind Backdoor Removal

The main feature of this defense categorization is that it does not differentiate the backdoored model from clean model, or trigger input from clean input. The main purpose is to removal or suppress the backdoor effect while maintaining the CDA of clean inputs, especially considering that the model is eventually clean model.

*Fine-Pruning.* As an earlier defense, Liu *et al.* propose to remove potential backdoor by firstly pruning carefully chosen neurons of the DNN model that contribute least to the classification task [131]. More precisely, neurons are sorted by their activation on clean inputs, e.g., the hold-out validation sample, and pruned in the order of least-activated. One general assumption is that the neurons activated by clean and trigger inputs are different, which is not usually the case. After pruning, fine-tuning is used to restore model performance. Nonetheless, this method substantially degrades the model accuracy [83]. It is also cumbersome to perform fine-pruning operations to any DNN model as most of them are more likely to be benign. Similar approach presented in [6] incur high complexity and computation costs.

*Februus.* Doan *et al.* propose Februus [132] to eliminate the backdoor effect by online detecting and sanitizing the trigger input at run-time. It can serve as a filter deployed in front of any neural networks to cleanse the (trigger) inputs. The idea is to utilize a Visual Explanation tool to recognize the trigger region. Once the region is identified, Februus will surgically remove the malicious area and replace by a neutrally gray color. This surgically removing step has already eliminated the trigger effect, however potentially degrade the classification of the deep neural networks. One additional step, image restoration, was proposed using a GAN-based image inpainting method to restore the damaged areas to its original likeness before being contaminated. This method has been shown to be robust against multiple backdoor variants, especially the class-specific backdoor variant. However, as the method involves with removing and restoring on the images, it is sensitive to large-size trigger that covers a huge portion of the images.

*Suppression.* Sarkar *et al.* [133] propose a backdoor suppression via fuzzing that entails building a wrapper around the trained model to neutralize the trigger effect. Given

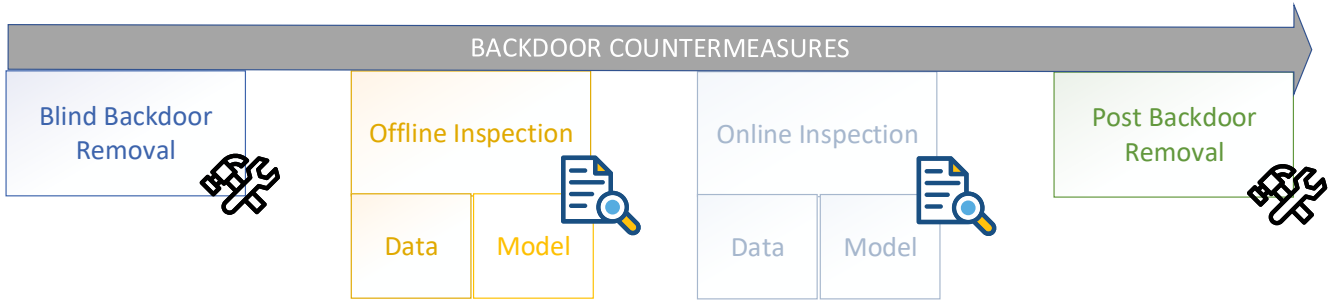


Figure 9: Categories of backdoor countermeasures: blind backdoor removal without first check whether the model is backdoored or not; offline inspection on the data or model; online inspection on the (upcoming) data or model; post backdoor removal or restoration after backdoor trigger is identified.

each input, a number of replicas are made: each replica is perturbed by adding some noise—noise level is empirically determined [133]. All perturbed replicas are fed into the DNN model, regardless backdoored or clean, to collect predictions. It is worth to mention such strategy is previously exploited by [84]. The final prediction of the input is based on majority voting of predictions of its perturbed replicas. A conceptually similar work, namely certification, is devised by wang *et al.* [134]. The evaluations on MNIST and CIFAR10 dataset demonstrate [133] that around 90% and 50% of trigger images are reverted to their true predictions, respectively, which are less effective than other run-time inspection methods. On the other hand, it is acknowledged that this method compromises the CDAs for clean inputs relatively unacceptable [40], thus, it is unsuitable as a wrapper around the trained model. In addition, the parameters such as the level of noise and the number of replicas that define this wrapper, however, are empirically searched and determined, which are not generic. Moreover, this method appears to be reasonable only when the trigger is quite small<sup>5</sup>. Because only under such a condition, fuzzing the input could suppress the trigger effect on hijacking the prediction.

**ConFoc.** The ConFoc [135] enforces the model (clean or backdoored) to focus on the content of the input image to remove backdoor effects, while discarding the style information potentially contaminated by the trigger. It produces true label—not the attacker targeted label—of the trigger input that is consistent with the input content, which at least retaining the CDA given clean inputs as well. The rationale is that the image consists of both content and style information [136]. The former refers to the shapes of the object or the semantic information, while the later refers to the colors or texture information of images. It is hypothesized that focusing on content only is similar to human reasoning when making classifications. Therefore, the ConFoc [135] retrain the model to make classifications mainly relying on the content information. One main limitation of the ConFoc is that it assumes

the trigger does not overlap with the interested object—with content information—in the input image, which is inapplicable when setting triggers being overlapped with the object, e.g., those triggers in Fig. 4.

**Notes.** Blind backdoor removal does not tell backdoored model from clean model. As we can see, fine-pruning usually renders to CDA drop that could be unacceptable. Other works suppress or remove trigger effect if the model is infected. But we note that suppression make, somehow, unrealistic assumption about the trigger size. As for ConFoc, it is only applicable to certain tasks where the image consists of both content and style information. Except fine-pruning, all other works are inapplicable to other domains. They are all specifically devised for vision domain.

### B. Offline Inspection

Both *backdoored model* and *trigger input* (or poisoned data) can be inspected offline. However, trigger input inspection is only possible under data collection. For other attack surfaces, it is very unlikely that the attacker will expose the poisoned data to the defender.

1) *Data Inspection:* Data inspection assumes that the poisoned data are available for the defenders. Since the attacker exploit data poisoning in order to insert backdoors.

*Spectral Signature.* Tran *et al.* [137] explore spectral signature, a technique based on (robust) statistic analysis, to identify and remove poisoned data samples from a potentially compromised training dataset. Firstly, a model is trained on collected dataset that may be with poisoned data points. Secondly, for each particular output class label, all the input instances for that label are fed into the model, and their *latent representations* are recorded. Thirdly, singular value decomposition is performed on the covariance matrix of the latent representations that are extracted e.g., from the penultimate layer, which is used to compute an outlier score for each input. Fourthly, the input sample with higher score than a ration is flagged as trigger input, and removed from the training dataset on which a clean model will be trained again. This defense succeeds when the latent representations of clean inputs are sufficiently different from that of trigger inputs. Therefore, a crucial step is determining the means of obtaining proper latent

<sup>5</sup>The authors evaluate triggers covering at most 5 pixels [40] for MNIST dataset. It is acknowledged that the certification [134] with similar concept to [40] is only relatively effective for a trigger with no more than 2 pixels tested for the same MNIST dataset.



representation that can expose the trace of the trigger [97]. However, it points out that the outlier ration is fixed to be close to the ratio of corrupted samples in the target class. This requires some knowledge of the poison ratio and target class [138], [139], which turns to be unknown in practice. One improvement with similar concept is studied, also by exploiting clustering latent representations extracted from the penultimate layer [139].

*Gradient Clustering.* Chan *et al.* [138] use cluster concept in a slightly different means that is not clustering *latent representations*. Chan *et al.* hypothesize and then show that a trigger image sample could lead to a *relatively large absolute value of gradient in the input layer* at the trigger position. Based on this, trigger samples can be separated from clean samples using clustering algorithm. As the authors can detect the infected targeted and source classes, the infected model can be retrained by relabeling the trigger samples to their correct label to unlearn the backdoor effect, rather than training the model from scratch using sanitized data that has removed the corrupted data.

*Activation Clustering.* Chen *et al.* [140] propose an activation clustering (AC) method. It is noticed that activations of last hidden layer reflect high level features used by the neural network to reach model decision. Given the collected data and the model trained with the data, each sample is fed into the model, and the corresponding activation is collected. The activations of inputs belonging to the same label are separated and clustered by applying  $k$ -means clustering with  $k = 2$  after dimension reduction. Since the 2-means clustering will always separate the activations into two clusters, regardless whether poisoned data is present or not, some metric to judge is used. For example, a high *silhouette score* means that the class has been infected or poisoned. Once the poisoned data are identified, they can be removed and a clean model is trained. The other model restoration is to relabel the poisoned data to their correct source label to retrain the backdoored model to unlearn the backdoor effect, which could save time.

*Deep k-NN.* In [141], Peri *et al.* design a deep k-NN method to detect *clean-label poisoned* samples, which is able to effectively against both feature collision and convex polytope clean-label attacks, see subsection IV-C. It demonstrates to detect over 99% of poisoned examples in both clean-label attacks over CIFAR-10 dataset, consequently, those detected poisoned samples are removed without compromising model performance. Particularly, it has been shown more robust than  $l_2$ -norm, one-class SVM and Random Point Eviction defenses against Feature Collision Attack, while comparable with  $l_2$ -norm defense but remove less clean images in Convex Polytope Attack.

*SCAN.* Unlike most countermeasures focus on class-agnostic triggers, Tang *et al.* [142] propose statistical contamination analyzer (SCAN), as a means of detecting both class-agnostic and class-specific triggers, see subsection III-B. It decomposes the latent representation of an image, in particular, the feature from the last third layer or the layer before logits, into two components: a class-specific identity, e.g., facial features distinguishing one person from others in face recognition task (that is between-class component), and a variation component,

e.g., size, orientation (within-class variation component). Then it is hypothesized that the variation component of an input image is independent of the label. This means the variation component distribution learned from one label/class is transferable to other labels. For example, smile as a variation component in face recognition is dependent of individual's identity—the variation component is universal. Tang *et al.* [142] decompose all images belonging to each class to obtain *finer-grained information*—in comparison with e.g., the information gained through simple activation clustering [140]—on trigger impacts for classification. Using statistical analysis on the decomposed components, it is noticed that the latent representation of images in the attacker target class (infected class) is a mixture of two groups from trigger inputs and clean inputs, because each is decomposed into a distinct identity component and a universal variation component. Recall that the trigger images are from a different class/identity but (mis)labeled to the target label. So that the infected class can be identified. The SCAN has one additional main advantage that it also applicable to class-specific triggers. As a slightly contradiction, it eventually assumes a small set of held clean validation set, must contain no trigger, from in-house collection under this data collection surface. Although this assumption might be held in some cases. In addition, the SCAN is specific to image classification tasks where a class label is given to each object (face, flower, car, digits, traffic sign, etc.), and the variation applied to an object (e.g., lighting, poses, expressions, etc.) *is of the same distribution across all labels*. Such a criterion may not be always satisfiable. Moreover, it is acknowledged [142] that SCAN is less effective to multiple target-trigger attack, see subsection III-B.

*Differential Privacy.* Du *et al.* propose a quite different strategy that applies differential privacy when performing model training to facilitate detect outliers [143]. Applying differential privacy gains a trained model that is also named as naturally smoothed model [45]. As poisoned data can be viewed as outliers, so they can be detected through this strategy. Differential privacy is a means of protecting data privacy. It aims to hide certain input data information from the output, so that one can not tell whether the input data contain a certain record or not by looking at the result calculated from input data. When differential privacy is applied to the machine learning algorithm, the trained model becomes *insensitive to the removal or replacement of an arbitrary point in the training dataset*. More specifically, the contribution from rare poisoned samples will be hidden by random noise added when training the model, so that the model underfits or suppresses the poisoned samples. This means the backdoor effect is already greatly suppressed by the model—ASR is quite low. In addition, the model will be less confident when predicting the atypical poisoned examples. Therefore, by measuring the loss as a metric, one can distinguish poisoned inputs, because it has higher loss score. It is shown that this differential privacy based backdoor countermeasure [143] can effectively suppress backdoor effects as well as detect poisoned samples, even the source-specific trigger inputs. As the validation is only through the toy MNIST dataset, it is worth to further validate the efficacy of this method with more complex dataset trained

by representative model architectures.

**RAB.** Weber *et al.* [45] propose a provably robust training process for classifiers/models against backdoor attacks. Generally, it trains the model by applying the different privacy and then exploiting randomized smoothing to mitigate the trigger effects. It is provably robustness against backdoor attacks on the condition that the trigger perturbation is bounded.

**Notes:** We can see that most of these countermeasures are based on clustering algorithm applied on, e.g., latent representation, gradient, and activation. We note that these countermeasure may not be applicable for the special image-scaling based backdoor attack under data collection attack surface (see subsection IV-C). To defend such attack, the parameters of downsampling filter can to be carefully chosen during resizing to remove the image-scaling attack effect [144]. For the other special clean-label poisoning attack that is the targeted class data poisoning by only stamping triggers on the data belonging to the targeted class [111], it is unclear whether above data inspection methods are effective or not. Because they assume the source class is different target, violating the attack setting of [111] that source class stamped with the trigger is same to target class. In addition, most studies do not explicitly consider reporting results of, e.g., false positive, when the dataset under examination is eventually benign.

2) *Model Inspection:* Unlike data inspection that assumes access to poisoned data. All countermeasures in this part use more practical assumption for all attack surfaces except data collection, where the poisoned data is not available.

*Trigger Reverse Engineer.* In Oakland 2019, Wang *et al.* [83] propose the NeuralCleanse to detect whether a DNN model has been backdoored or not prior to deployment, where the performance is further improved in TABOR [49] by utilizing various regularization when solving optimizations. The other improvement with similar concept of NeuralCleanse is [51] though the specific methods differs. Neural Cleanse is based on the intuition that, given a backdoored model, it requires much smaller modifications to *all input samples* to misclassify them into the attacker targeted (infected) label than any other uninfected labels. In other words, a *shortest perturbation path* exists to *any input* to the target label. Therefore, NeuralCleanse iterates through all labels of the model and determine if any label requires a substantially smaller amount of modification to achieve misclassifications. One advantage of this method is that the trigger can be reverse-engineered and identified during the backdoored model detection process. Once the trigger is identified, backdoor removal (detailed in Section V-D) can be performed via retraining to unlearn the trigger effect.

Despite its novelty, NeuralCleanse is still with some limitations. Firstly, it could incur high computation costs *proportional to the number of labels*. The computation cost of detection process can take up to several days for certain DNN models even when the optimization is considered. Secondly, like most backdoor countermeasures, the method is reported to be less effective with the increased trigger size. Thirdly, it requires training reference models to determine a threshold to distinguish clean and backdoored model, which inadvertently appears to be inapplicable under *outsourcing*. Because this

violates the motivation of *outsourcing* where the user has limited computational resource or/and ML expertise.

It is observed that the reversed trigger is not always consistent with the original trigger [47], [145], e.g., in different runs [145]. As a consequence, when the reversed trigger that is inconsistent with the original trigger is utilized for backdoor removal, the removal efficacy will be greatly decreased. That is, the input with the original trigger still has considerable attack success rate to the retrained model. Accordingly, Qiao *et al.* [145] generatively model the valid trigger distribution, rather than a single reversed trigger, via the max-entropy staircase approximator (MESA) and then use many valid triggers to perform backdoor removal to increase the removal efficacy. However, this work relies on several *strong assumptions* such as knowledge of the model being backdoored, and shape and size of the trigger, which are not available in real-world to defenders. In addition, validations in [145] are limited by a small trigger, a  $3 \times 3$ -pixel square, where the computational overhead of this work is not reported—could be quite high.

*NeuronInspect.* Under similar concept with SentiNet [37] and Februs [132] exploiting *output explanation*, Huang *et al.* [146] propose NeuronInspect to combine with outlier detection considering that the explanation heatmap of attacker target class—treated as outlier—differs from non-target class. In other words, the heatmap for the target class is hypothesised to be i) compact, ii) smooth and iii) remains persistent even across different input images. The persistence is an exhibition of the trigger input-agnostic characteristic. In comparison with NeuralCleanse, NeuronInspect has advantages including reduced computational overhead and robustness against multiple-trigger-to-same-label backdoor variant (V1 in subsection III-B). However, unlike NeuralCleanse [83] and TABOR [49], it does not reverse engineer and discover the trigger.

*DeepInspect.* Chen *et al.* propose DeepInspect [116] to detect backdoor attack with *no requirement of accessing training data*. The key idea of DeepInspect is to use a conditional generative model to learn the probabilistic distribution of potential triggers. This generative model will be used to generate reversed triggers whose their perturbation level will be statistically evaluated to build the backdoor anomaly detection. DeepInspect is faster than NeuralCleanse [83] to reverse triggers in complex datasets. However, due to the weak assumption of defender’s capability that has no access to training data, the detection performance of DeepInspect appears to be worse than NeuralCleanse.

*AEGIS.* Soremekun *et al.* [147], for the first time, investigate the backdoor attacks on *adversarial robust model that is elaborately trained defending against adversarial attacks* [148]. It is shown that adversarial robust model, robust model for short in later description, is vulnerable to backdoor attacks, though the robust model is robust against adversarial example attacks. Correspondingly, they propose AEGIS, a method exploiting latent feature clustering to specifically detect *backdoored robust model*. One exploited unique property of robust model is that it can be adopted for image generation/synthesizing [148]. Therefore, for each class, the robust classifier *itself* is used to generate synthesized images. Then latent features of both

synthesized images and held-out validation images are extracted, followed by feature dimension reduction. After that a clustering algorithm, namely shift algorithm [149], is used to automate the detection process. If there are no more than two clusters—one is distribution of the validation samples, one is distribution of the synthesized images uninfected by triggers, then this robust model is deemed as clean, otherwise backdoored because now there are other distributions formed by synthesized images infected by triggers. In fact, clustering the sample latent representation is not new, which has been used for trigger data inspection [140]. The difference is that previous work [140] requires to access poisoned trigger data, while AEGIS does not. The limitation of AEGIS is only applicable for robust models, not standard models. It is also acknowledged that defeating certain trigger, e.g., blending trigger as in Fig. 4 (a), induced backdoor appears to be an challenge for AEGIS.

*Meta Classifier.* Unlike above works dedicated to vision domain, Xu *et al.* [150] consider a generic backdoor detection applicable to diverse domains such as audio and text. It trains many (e.g., 2048) clean and (e.g., 2048) backdoored shadow models by the defender to act as training samples of a meta-classifier—the other neural network—to predict whether a new model is clean or not. Note that the shadow model sometimes is sometimes called as surrogate model. To approximate the general distribution of backdoored models, the shadow backdoored models are trained over diverse trigger patterns and backdoor goals. To generate feature input to the meta-classifier, a number of query inputs are made to each shadow model and confidence score from the shadow model are concatenated, acting as feature representation of the shadow model, while the output of the meta-classifier is binary. The query inputs—number of ten is used [150]—are further optimized along with the training of the meta-classifier, rather than randomly selected to gain accurate feature representation of the shadow model [150]. This method has advantage of its generalization across different domains. It is worth to mention that adaptive attacks are specifically considered by the authors to evaluate the defense robustness. However, this methods requires both ML expertise and expensive computational resources, which might be less practical.

*Universal Litmus Pattern.* Colouri *et al.* [151] apply similar concept as above [150] to train a meta-classifier. Like [150], a small set of specifically chosen image inputs, here namely, universal litmus patterns [151], query the clean and backdoored shadow models, then the logits (from the penultimate layer) are concatenated as feature input to the meta-classifier, whether the model is clean or backdoored is the output of the meta-classifier. The universal litmus patterns are crafted with assistance of the technique in [83]. When a new model is coming, these universal litmus patterns are fed into it and collects the logits of the new model, as a feature to the meta-classifier to tell whether this new model is backdoored or not. Both [150] and [151] require train enormous clean and backdoored models as prerequisites, the cost is high. This is worsen considering that the meta-classifier is dataset dependent. For example, if the meta-classifier is for CIFAR10, a new model trained over MNIST cannot be distinguished by

this meta-classifier. Therefore, such computational expensive shadow model training have to be performed when dataset changes. In addition, in comparison with [151] that is generalize to diverse domains, the universal litmus pattern is specific to image inputs. Moreover, the efficacy of universal litmus pattern [150] is achieved with a strong assumption: the trigger size is inexplicitly assumed to be known.

**Notes.** As the defender is with less capability, in particular, no access to poisoned samples, it is unsurprising that offline model inspection usually requires high computational overhead and ML expertise. In this context, defenders under outsourcing and pretrained may not be able to adopt these countermeasures. Because they are usually lack of computational resources or/and ML expertise. Most of countermeasures here can not deal with large size trigger, especially for countermeasures that are aiming to reverse engineer the trigger.

### C. Online Inspection

Online inspection can also be applied to monitor either the model or input data behaviour during run-time.

1) *Data Inspection:* Data inspection check the coming input to decide whether a trigger is contained or not through anomaly detection, thus, denying the adversarial input and then throwing alert if set.

*SentiNet.* In 2018, Chou *et al.* [37] exploit both the model interpretability/explanation and object detection techniques, referred to as SentiNet, to firstly discover contiguous regions of an input image important for determining the classification result. This region is assumed having a high chance of possessing a trigger when it *strongly affects* the classification. Once this region is determined, it is carved out and patched on to other held-out images that are with ground-truth labels. If both the misclassification rate—probability of the predicted label is not the ground-truth label of the held-out image—and confidence of these patched images are high enough, this carved patch is regarded as an adversarial patch that contains a backdoor trigger. Therefore, the incoming input is a backdoor input.

*NEO.* Udeshi *et al.* [152] proposed NEO that is devised to search and then mitigate the trigger by the *dominant color* in the image frame when it appears in the scene at run-time. The method is claimed to be fast and completely black-box to isolate and reconstruct the trigger for defenders to verify on a skeptical model. However, by occluding the trigger with the dominant color, the method is not robust against large trigger, and the classification accuracy after NEO method is also degraded since the main feature is sometimes occluded. In addition, the validation is only performed via trigger that is with square shape, which is not generalized.

*STRIP.* In 2019 ACSAC, Gao *et al.* [84] propose STRIP. They turn the input-agnostic strength of the trigger into a weakness exploited to detect the poisoned input. If a model has been backdoored. On one hand, for a clean input, the prediction  $z$  should be quite different from the ground-truth given strong intentional perturbation is applied to it. Therefore, replicas of a clean input with varying perturbation exhibit

strong randomness—quantified via the entropy metric. On the other hand, for trigger inputs, the prediction  $z$  should be usually constant to the attacker’s target  $z_a$  even under perturbations because of the strong hijacking effect of the trigger. Therefore, replicas of the trigger input with varying perturbation exhibit weak randomness. Given a preset entropy threshold—can be determined solely using clean input, the trigger input (high entropy) can be easily distinguished from the clean input (low entropy), consequently, throwing alert for further investigations. The STRIP is simple to use that is a non-ML method, yet efficient and generic that is validated to not only vision domain, but also text and audio [16]. It is robust against arbitrary triggers, e.g., any size—this is always a limitation for most countermeasures [37], [49], [83], [145]. One limitation is that it is mainly designed for class-agnostic triggers, thus, is not efficient for class-specific triggers.

*Epistemic Classifier.* Yang *et al.* [153] propose epistemic classifier to leverage whether the prediction of an input is reliable or not to identify inputs containing triggers—adversarial input is unreliable. The concept is similar to [154]. Generally, an input is compared to its neighboring training points—determined online—according to certain distance metric that separates them in the latent representations across multiple layers. The labels of these searched neighboring training points in each hidden layer are used to check whether that the intermediate computations performed by each layer remain conformal with the final model’s prediction. If they are inconsistent, the prediction of input is deemed as unreliable, which is an trigger input, otherwise, clean input. More generally, it is based on the hypothesis that input with trigger might start close to a clean training instance—from the source class—in input layer, but its trajectory over the neural network will slowly or abruptly close to the attacker’s chosen targeted class. This concept is similar to NIC [155]. Such abnormal deviation can be reflected by observing the consistency of the labels of input’s neighboring training points across multiple layers. Though this work [153] is insensitive to trigger shapes, sizes, it results into high computational overhead when the model is with large convolutional layers or/and dataset is large, which is problematic especially considering that it acts as an online backdoor detection approach.

2) *Model Inspection:* Model inspection [155], [156] relies on anomaly technique to distinguish model abnormal behaviour resulted from backdoor.

*ABS.* In 2019 CCS, Liu *et al.* propose Artificial Brain Stimulation (ABS) [156] by scanning a DNN model to determine whether it is backdoored. Inspiring from the Electrical Brain Stimulation (EBS) technique used to analyze the human brain neurons, Liu *et al.* use ABS to inspect individual neuron activation difference for anomaly detection of backdoor, this can potentially defeat backdoor attack on sequential models [95] beyond classification tasks. Some advantages of ABS are that i) it is trigger size independent, and ii) requires only one clean training input per label to detect the backdoor. iii) It can also detect backdoor attacks on feature space rather besides pixel space. Nevertheless, the method appears to be only effective under certain *critical* assumptions, e.g., the target label output activation needs to be activated by *only one* neuron instead of

from interaction of a group of neurons. Thus, it can be easily bypassed by using a spread trigger like the one in Fig 4 (b) (see Section 5.2 in [47]). In addition, the scope is also limited to the attack of one single trigger per label. If multiple triggers were aimed to attack the same label, it would be out of ABS’s reach.

*NIC.* In 2019 NDSS, Ma *et al.* propose NIC [155] by checking the provenance channel and activation value distribution channel. They extract DNN invariants and use them to perform run-time adversarial sample detection including trigger input detection. This method can be generally viewed to check the activation distribution and flow across DNN layers—inspired by the control flow used in programming—to determine whether the flow is violated due to the adversarial samples. However, NIC indeed requires extensive offline training to gain different classifiers across layers to check the activation distribution and flow and can be easily evaded by adaptive attacks [155].

**Notes:** It is worth to mention that online inspection indeed require some preparations performed offline, for example, determining a threshold to distinguish the trigger behavior from clean inputs. However, the threshold is determined solely by clean inputs. One advantage of online inspection is that some countermeasures [84], [155] are insensitive to trigger size. In addition, online inspection countermeasures [84], [153], [155], [156] has, to some extent, good generalization to diverse domains. One limitation is that the online inspection often results in latency, therefore, the online detection should be fast to be applicable to real-time application such as self-driving.

#### D. Post Backdoor Removal

Once backdoor, either via model inspection or data inspection, is detected, backdoor removal can be taken into consideration. One way is to remove the corrupted inputs and train the model again [137], [140], which appears to be only practical under data collection as the user is not allowed to access trigger inputs under other attack surfaces.

The other way is to unlearn the backdoor behaviour by retraining or fine-tuning the backdoored model using corrupted data comprising the trigger but labeled correctly, which relearns the corrected decision boundaries [47], [138]. In this context, the crux is to reverse engineer the original trigger precisely and identify the infected target label. NeuralCleanse [83] is a representative of this kind, however, the reverse-engineered trigger often fails to be the original trigger [47], [145], which renders inefficiency of lowering the ASR of the corrected backdoored model. The ASR of the corrected model could be still high e.g., around 50% in worst case (on CIFAR10 and the original trigger with size of  $3 \times 3$  and simply back-white pattern), given the poisoned input [145].

Qiao *et al.* [145] recognize that the reversed trigger follows a distribution instead of a single point, so that a number of valid triggers under the trigger distribution space are used to combine with clean data to retrain the backdoored model. Here, these valid triggers are reversed from the original trigger but is different from the original trigger. However, they are still



Table II: Backdoor countermeasures summary and comparison.

Categorization	Work	Model Access	Domain Generalization <sup>1</sup>	Poisoned Data Access	Validation Data Access	Computational Resource	ML Expertise	Global Reference	V1	V2	V3	V4	V5
Blind Backdoor Removal	Fine-Pruning 2018 [131] <sup>2</sup>	White-Box	●	○	●	Medium	High	●	●	●	●	●	●
	Februus 2019 [132]	White-Box	○	○	●	Medium	High	○	●	●	●	●	●
	Suppression 2020 [40] <sup>3</sup>	Black-Box	○	○	●	Low	Medium	○	●	●	●	●	— <sup>4</sup>
	Certification 2020 [134]	Black-Box	○	○	●	Low	Medium	○	●	●	○	●	—
	ConFoc 2020 [135]	White-Box	○	○	●	Medium	High	○	●	●	●	●	●
Offline Data Inspection	Spectral Signature 2018 [137]	White-Box	●	●	●	Medium	Medium	●	●	●	●	●	●
	Activation Clustering 2018 [140]	White-Box	●	●	●	Medium	Medium	●	●	●	●	●	○ [142]
	Gradient Clustering 2019 [138]	White-Box	●	●	●	Medium	Medium	○	●	●	●	●	●
	Differential Privacy 2019 [143]	White-Box	●	●	●	Medium	Medium	○	●	●	●	●	●
	RAB (Certification) 2020 [45]	White-Box	●	●	●	Medium	High	○	●	●	○	●	●
	SCAn 2019 [142]	White-Box	●	●	●	Medium	Medium	●	●	●	●	●	●
Offline Model Inspection	Neural Cleanse 2019 [83]	Black-Box	○	○	●	High	High	●	○	●	○	●	○ [142]
	TABOR 2019 [49] <sup>5</sup>	Black-Box	○	○	●	High	High	●	○	●	○	●	○
	Xiang <i>et al.</i> 2019 [51] <sup>5</sup>	Black-Box	○	○	●	High	High	●	○	●	○	●	●
	DeepInspect 2019 [116]	Black-Box	○	○	○	High	High	○	○	●	○	●	○
	NeuronInspect 2019 [146]	White-Box	○	○	●	High	High	●	○	●	○	●	○
	AEGIS 2020 [147]	White-Box	○	○	●	Medium	High	○	●	●	●	●	—
	Meta Classifier 2019 [150]	Black-Box	●	○	●	Very High	High	●	●	●	●	●	●
Online Input Inspection	Universal Litmus Pattern 2020 [151]	White-Box	○	○	●	Very High	High	●	○	●	○	●	○
	SentiNet 2018 [37]	White-Box	○	○	●	Low	Medium	○	●	●	●	●	○ [142]
	NEO 2019 [152]	Black-Box	○	○	●	Medium	Medium	○	●	●	○	●	—
	STRIP 2019 [84]	Black-Box	●	○	●	Low	NO	○	●	●	●	●	○ [142]
	Epistemic Classifier 2020 [153] <sup>6</sup>	White-Box	●	○	●	High	Medium	○	●	●	●	●	●
Online Model Inspection	NNoculation 2020 [47]	White-Box	○	○	●	High	High	●	●	●	●	●	●
	ABS 2019 [156]	White-Box	●	○	●	High	High	●	○	●	○ <sup>7</sup>	●	○ [40]
	NIC 2019 [155]	White-Box	●	○	●	High	High	○	●	●	●	●	●

●: Applicable or Necessary. ○: Inapplicable or Unnecessary. ●: Partially Applicable or Necessary.

V1: Multiple Triggers to Same Label. V2: Multiple Triggers to Multiple Labels. V3: Trigger Size, Shape and Position. V4: Trigger Transparency. V5: Class-specific Trigger. See detailed descriptions about V1-V5 in Section III-B.

<sup>1</sup> Most defenses are specifically designed for vision domain, which may not be applicable to other domains such as audio and text.

<sup>2</sup> Fine-pruning is performed without firstly checking whether the model is backdoored or not, which could greatly deteriorate CDA both clean and backdoored models.

<sup>3</sup> This work [40] is only suitable for very small trigger.

<sup>4</sup> — means such information is neither inexplicitly (hard to infer according to the work description) nor explicitly unavailable.

<sup>5</sup> TABOR is an improvement over NeuralCleanse improve the reverse engineered trigger accuracy. While [51] share similar concept NeuralCleanse though the specific method differs.

<sup>6</sup> This work [153] becomes impractical to models with large convolutional layers or/and large dataset, especially as an online model inspection approach.

<sup>7</sup> It is shown that ABS is sensitive to the shape of triggers, e.g., spread or distributed triggers [47].

able to achieve the original trigger effect, in certain cases. The corrected model exhibits a better backdoor removal efficacy—ASR is greatly reduced to 9.1% in worst case (on CIFAR10 and the original trigger with size of  $3 \times 3$  and simply back-white pattern). However, the critical limitation of this work is it assumes the knowledge of the model being backdoored, even trigger size and fixed shape, which are less realistic in practice. In addition, it is unclear whether this method is (computationally) feasible for larger size triggers with complex patterns, e.g., not only black and white pixels.

The NNoculation [47] relaxes the assumption of backdoor triggers. To correct the backdoored model, it has two phases: pre-deployment and post-deployment phases. The pre-deployment retrains the (backdoored) DNN model  $F_{\Theta_{bd}}$  using an augmented dataset consisting of clean samples and noisy version of clean samples—random noises are added to the clean samples. The later noisy samples are attempting to approximately approach the poisoned data. The pre-deployment therefore constructs an augmented backdoored model  $F_{\Theta_{aug}}$ , which could reduce the ASR of the attacker. In post-deployment, any input will be fed into both  $F_{\Theta_{bd}}$  and  $F_{\Theta_{aug}}$ , and the input is rejected and then isolated/quarantined on the condition that the predictions between  $F_{\Theta_{bd}}$  and  $F_{\Theta_{aug}}$  mismatch. In other words, some trigger inputs are misclassified by the  $F_{\Theta_{bd}}$  to the attacker chosen class, but are still correctly classified by the  $F_{\Theta_{aug}}$  to their ground-truth classes. The quarantined data are more likely including the attacker’s trigger instances. Once a number of quarantined instances are collected, the defenders trains a CycleGAN<sup>6</sup> that is used to transform between clean inputs and poisoned inputs—the CycleGAN learns to stamp triggers to clean inputs. By using those generated poisoned images and their corrected labels, the defender can retrain the  $F_{\Theta_{bd}}$  to reduce the likelihood of effectiveness of the actual backdoor. There are several limitations of this work. Firstly, like NeuralCleanse, it is mainly applicable for images domain and could result in high computational cost. Secondly, it requires professional ML expertise. Thirdly, the selection criteria, e.g., the number of quarantined samples required, are mostly empirically based. Inadvertently, the trigger input is more likely to successfully bypass the system at early deployment stage as this system needs to capture a number of quarantined data. Moreover, it is not always stable [40].

## E. Discussion and Summary

Table II compares different countermeasures. It is under expectation that none of them is able to defend all backdoor attacks, all with their own limitations. For examples, Activation clustering [140], spectral signature [137] and SCAn [142] are offline data inspection method and assume access to the trigger inputs, therefore, it is only applicable to data collection attacks. For NeuralCleanse [83] and TABOR [49] that reverse engineering the trigger, besides the acknowledged high computational cost and only work for small trigger size [83], they cannot be applied to binary classification tasks such as

malware detection—classes shall be higher than two [150]. The computational cost could be quite high when the number of classes is large.

Most countermeasures need access to a (small) set of validation data that contains no trigger, which renders difficult under collaborative learning attacks. It is also noticeable that some countermeasures rely on global reference—in most cases, training shadow models—to determine a threshold to distinguish whether the model is clean. This results into two inadvertent limitations: the global threshold could be unreliable to some unique tasks; obtaining this global reference could require high computational resources, e.g., to train (many) shadow models or/and ML expertise. The latter appears to be cumbersome against outsource and pretrained attacks, where the defender are usually limited by computational resource or/and ML expertise. Therefore, it is important to consider the defender’s resources— [150], [151] otherwise requires training a large number of shadow models by the defender. When devising countermeasures, assumptions should be made reasonable— [145], [150] otherwise assumes the trigger size is known. For online inspection, it is worth to mention again that it does require preliminary offline preparation. In addition, it is imperative to reduce the detection latency, as online inspection is performed during run-time, to be mountable for real-time applications.

All of the backdoor countermeasures are empirically based except two concurrent provable works [45], [134] that both utilize randomized smoothing—a certification technique. However, the limitation of certification is that it always assumes ( $l_p$ -norm) bounded perturbation of the trigger. Such assumption is not always held for backdoor triggers. The trigger can be perceptible that is unbounded but still inconspicuous.

It is worth to mention that several countermeasures against backdoor attack is applicable to defend other adversarial attacks. In fact, backdoor attack is akin to UAP; hence, defending against the backdoor attack will likely to defend against the UAP. the SentiNet [37] has shown that their defending method could be generalized to both backdoor attack and UAP. The NIC [155] also shows that it is effective against UAP.

We also recommend the defense studies explicitly identify threat models and clearly clarify the defender’s capability. It is better state which attack surface(s) the study aim(s). In addition, it is encouraged the defense always take backdoor variants into consideration, as well as adaptive attacks if possible—we do recognize that defending adaptive attack appears to be open challenge.

## VI. FLIP SIDE OF BACKDOOR ATTACK

As a matter of fact, every coin has two sides. From the flip side, backdoor enables a number of positive applications.

### A. Watermarking

Watermarking of DNN models leverages the massive over-capacity of these models and their ability to fit data with arbitrary labels [158]. There are current works considering backdoor as a watermark to protect the intellectual property (IP) of a trained DNN model [159]–[164]. The argument

<sup>6</sup>The CycleGAN [157] performs image-to-image transformation, where images from one distribution are transformed into another image distribution.

is that the inserted backdoor can be used to claim the ownership of the model provider since only the provider is supposed to have the knowledge of such a backdoor, while the backdoored DNN model has no (or imperceptible) degraded functional performance on normal inputs. Though there are various countermeasures—detection, recovery, and removal—against backdoor insertion, we conjecture that the watermark using backdoor technique could be often robust. The rationale is that it is very challenge to develop one-to-all backdoor countermeasures. But we do recommend that careful backdoor insertion strategy should be always considered to watermark the model, especially taking the adaptive backdoor insertion into consideration. It is feasible to utilize backdoor as a information hiding technique [17] or stenography technique.

### B. Against Model Extraction

Jia *et al.* [165] propose Entangled Watermarking Embeddings (EWE) to defend against model extraction attack [166]. The EWE is an extension of the watermarking but with differing application scenario. Here, the attacker aims to steal the models provided by vendor, e.g., machine learning as a service (mlaas), using model extraction attack, generally relying on querying the victim model and observing the returned response, e.g., softmax. Then the attacker do not need to pay the victim model provider for further queries, because the stolen model has comparable accuracy of the victim model. The attacker may also seek to make profit by publishing the stolen model to the public. The EWE identifies the overfitting weakness of the traditional watermarking method, and proposes a method to jointly learn how to classify samples from the main task distribution and watermarks (sub-task) on vision and audio datasets. In other words, the stolen model will inherent the backdoor inserted by the model provider. The advantage of EWE lies on its moderate cost. In addition, it is challenge to remove the backdoor by the attacker, unless the attacker is willing to inevitably sacrifice the CDA performance on legitimate data. Moreover, the EWE is designed in a way to claim the ownership of the model provider with high confidence in just *a few (remote) queries*.

### C. Catch Adversarial Example

Shan *et al.* [167] exploit the backdoor as an intentionally designed ‘trapdoor’ or ‘honeypot’ to catch/trap an attacker to craft adversarial examples that will fall in the trapdoor, then be captured. This method is fundamentally different from previous countermeasures against adversarial examples that neither tries to patch nor disguise vulnerable points in the manifold. Overall, trapdoors or backdoors are proactively inserted into the models. At the same same, the neuron activation signatures corresponding to trapdoors are extracted. When the attacker attempts to craft adversarial examples, e.g., by the state-of-the-art attacks, usually relying on optimization, these optimization algorithms will toward trapdoors, leading them to produce attacks similar to trapdoors in the feature space. Therefore, the adversarial examples can be detected with high detection success rate and negligible impact on normal inputs—does not impact normal classification performance. The advantage

of the defender now is that adversarial attacks are more predictable because they converge to a known region (known weakness of the model that is the trapdoor) and are thus easier to detect. This method is easy to implement by simply implant backdoor into the the model before deployment, the attacker will have little choice but to produce the “trapped” adversarial examples even in the white-box setting. This strategy could be applicable to trap universal adversarial patch.

## VII. DISCUSSION AND PROSPECT

### A. Artifact Release

Recently, there is a trend of encouraging artifacts release, e.g., source code or tools, to facilitate the reproduction of each study. Fortunately, most studies follow such a good practice, and the link is attached in each corresponding reference given that the artifacts are released—most of them are released at Github. It is encouraged that following works in this research line always well document and publish their artifacts. There are efforts to encapsulate different works into a toolbox [168], [169] to ease the rapid adoption and facilitate understanding. It is worth to highlight that, now, there is an organized online backdoor detection competition <https://pages.nist.gov/trojai/>.

### B. Adaptive Attack

We conjecture that, akin to adversarial examples, there will be a continuous security-race for backdoor attacks. New devised empirical countermeasures against backdoor attacks will be soon broken by strong adaptive backdoor attacks when the attacker is aware of the defense. In this case, it is not hard to bypass the defense, which has been shown by simply taking the evasion of defenses such as spectral signature [137], activation clustering [140], STRIP [84], and NeuralCleanse [83] as objectives into the loss function when inserting the backdoor to the model [11], [56], [79], [100]. Though defenses can increase the cost paid by the attackers, fundamentally preventing backdoor attacks is regarded a daunting problem.

### C. Triggers

According to summary in Table II, it is observed that most countermeasures are ineffective to detect large size triggers or/and class-specific triggers, which demand more defense efforts. To facilitate backdoor insertion such as data poisoning under data collection [99] as well as attack phase. The trigger can be crafted adaptively as long as the their latent representation are similar. In other words, the triggers do not have to be universal, e.g., same visually. For instances, imperceptible triggers are used to poison the data while perceptible trigger is used during attack to increase the attack robustness [108]; graph triggers are adaptively tailored according to the input graph, thereby optimizing both attack effectiveness and evasiveness on backdoored graph neural networks [99]. Dynamic triggers are effective regardless of location, visualization variations [93], [94].

It is obvious that one most advantage of backdoor is the arbitrary chosen trigger, e.g., in comparison with adversarial

example attacks, which is fully under the control the attacker. Therefore, the triggers can be optimally identified or chosen to facilitate the attack, especially survive various variations in the physical attack [38]. In fact, various natural triggers can be exploited including natural accessory triggers [39], facial expression [40], natural reflection phenomena [112].

#### D. Passive Attack

It maybe a commonality that the backdoor attacker need modify both the training data and testing data by inserting the trigger in the input. This means the trigger has to be actively added to the input during the attacking phase. In other words, the attacker performs the backdoor attack actively. However, the attacker could select some trigger to carry out passive attack, referred as a different term of semantic backdoors [71]. For example, a red hat as trigger for objection detector. Then the victim could be some pedestrians who accidentally wears a red hat. The backdoored self-driving car will ignore their existence and causes casualties. These victims are innocent personal targeted by the attacker. The other case is when the trigger is some words, whenever the trigger is shown in a review, the review will be classified to as negative regardless the real comments. In these attack phase, there is no need to actively modify the trigger input by the attacker. But rather the trigger input is passive.

#### E. Defense Generalization

As a matter of fact, most countermeasures are explicitly or inexplicitly designed or/and have been mainly focusing on or tailored for vision domain in terms of classification task, see summary in Table II. There are lack of generic countermeasures that are demonstrated to be effective across different domains such as vision, audio and text. Since all of these domains have been infected by backdoor attacks. In addition, backdoor attacks on other than classification tasks such as sequential model or reinforcement learning [21], [95], [96], [170], deep neural graph model [99], deep generative model [20], source processing [58], [97] also solicit defenses for which current countermeasures focusing on (image) classification task may not be directly applicable [96]. It is recommended that the defense studies clearly clarify the generalization when devising a countermeasure.

#### F. Defender Capability

It is important to develop suitable defenses for users under given threat models, it is very challenge that one defense could counter attacks under all threats. In this context, the defense development should consider the users capability. For example, under *outsourcing*, the users usually have neither ML expertise nor rich computational resources, it is wisely to avoid reliance on reference model, especially those require heavy computational resources and ML expertise. Even in transfer learning that is affected by *pretrained* attack surface, the users are always limited with massive GPU clusters when they expedite build accurate models customized to their own scenario, thus, computational heavy defenses

could be unsuitable. In addition, some defenses are with strong assumptions such as the knowledge of trigger size [145], [151] or require extensively auxiliary model training [150], [151], which appear to be impractical or/and too computational expensive.

However, we do recognize that defenders are with harder tasks and appreciate more studies on this side with reasonable assumptions and acceptable efficacy.

#### G. In-House Development

As explicitly suggested [171], it is a necessity of developing critical security applications by reliable suppliers. Model training and testing as well as data collection and validation shall be performed by the system providers directly and then maintained securely. As such, all threats to backdoor attacks can be extremely avoided, if not all can be ruled out, because the backdoor attack does usually require to tamper the training data or/and model at any context by the attacker. As a comparison, other forms of adversarial attacks in particular adversarial example only needs to tamper the fed input during deployment that is usually out of the control of the system owner/provider, where this in-house application development may become cumbersome. Therefore, the practice of enforcing in-house application will be very useful to reduce attack surfaces for backdoor attacks, especially on critical infrastructures, if it cannot eschew all.

#### H. Majority Vote

Unlike the adversarial examples that are transferable among models, backdoor attack has no such advantage. This is because the model needs to be firstly tampered to insert a backdoor. Therefore, it is worth to consider majority vote decision where several models are used to collaboratively make decisions. The decision will only be accepted when they are same or meeting with majority decision criterion. To do so, the models are obtained from different sources. To be precise, for outsourcing, the user can outsource the model training to non-colluding parties, e.g., Microsoft and Google. Even both of them will return backdoored models, it is extremely unlikely that they will chose the same trigger. This is also the case for the pretrained models. The users can randomly chose pretrained models from different sources to perform transfer learning. Similarly, it is extremely unlikely the attacker will insert same trigger to all of them. In comparison with in-house development, we regard majority decision as a more practical strategy against backdoor attacks.

### VIII. CONCLUSION

This work has timely provided a systematic and comprehensive review of the backdoor research line. For each of backdoor attack and countermeasure categorization, we highlight some facts that can be considered in following works. As the countermeasure is far behind defense, more efforts are solicited. It is wise to avoid less realistic or practical assumptions as analysed and highlighted in this review when devising countermeasures. Prospect research directions are also discussed.



## REFERENCES

- [1] Y. LeCun, Y. Bengio, and G. Hinton, "Deep learning," *nature*, vol. 521, no. 7553, p. 436, 2015.
- [2] Q. Wang, W. Guo, K. Zhang, A. G. Ororbia II, X. Xing, X. Liu, and C. L. Giles, "Adversary resistant deep neural networks with an application to malware detection," in *Proceedings of the ACM SIGKDD International Conference on Knowledge Discovery and Data Mining (SIGKDD)*. ACM, 2017, pp. 1145–1153.
- [3] T. A. Tang, L. Mhamdi, D. McLernon, S. A. R. Zaidi, and M. Ghogho, "Deep learning approach for network intrusion detection in software defined networking," in *International Conference on Wireless Networks and Mobile Communications (WINCOM)*. IEEE, 2016, pp. 258–263.
- [4] I. Stoica, D. Song, R. A. Popa, D. Patterson, M. W. Mahoney, R. Katz, A. D. Joseph, M. Jordan, J. M. Hellerstein, J. E. Gonzalez *et al.*, "A berkeley view of systems challenges for AI," *arXiv preprint arXiv:1712.05855*, 2017.
- [5] W. Guo, D. Mu, J. Xu, P. Su, G. Wang, and X. Xing, "Lemna: Explaining deep learning based security applications," in *Proceedings of the ACM SIGSAC Conference on Computer and Communications Security (CCS)*. ACM, 2018, pp. 364–379.
- [6] Y. Liu, Y. Xie, and A. Srivastava, "Neural trojans," in *2017 IEEE International Conference on Computer Design (ICCD)*. IEEE, 2017, pp. 45–48.
- [7] T. Gu, B. Dolan-Gavitt, and S. Garg, "Badnets: Identifying vulnerabilities in the machine learning model supply chain," *arXiv preprint arXiv:1708.06733*, 2017.
- [8] X. Chen, C. Liu, B. Li, K. Lu, and D. Song, "Targeted backdoor attacks on deep learning systems using data poisoning," *arXiv preprint arXiv:1712.05526*, 2017.
- [9] Y. Ji, X. Zhang, S. Ji, X. Luo, and T. Wang, "Model-Reuse attacks on deep learning systems," in *Proceedings of the ACM SIGSAC Conference on Computer and Communications Security (CCS)*. ACM, 2018, pp. 349–363.
- [10] M. Zou, Y. Shi, C. Wang, F. Li, W. Song, and Y. Wang, "PoTrojan: powerful neural-level trojan designs in deep learning models," *arXiv preprint arXiv:1802.03043*, 2018.
- [11] E. Bagdasaryan, A. Veit, Y. Hua, D. Estrin, and V. Shmatikov, "How to backdoor federated learning," in *International Conference on Artificial Intelligence and Statistics (AISTATS)*, 2020, pp. 2938–2948.
- [12] L. Truong, C. Jones, B. Hutchinson, A. August, B. Praggastis, R. Jasper, N. Nichols, and A. Tuor, "Systematic evaluation of backdoor data poisoning attacks on image classifiers," in *Proceedings of the IEEE Conference on Computer Vision and Pattern Recognition Workshops (CVPR Workshops)*, 2020, pp. 788–789.
- [13] J. Dai, C. Chen, and Y. Li, "A backdoor attack against LSTM-based text classification systems," *IEEE Access*, vol. 7, pp. 138 872–138 878, 2019.
- [14] X. Chen, A. Salem, M. Backes, S. Ma, and Y. Zhang, "BadNL: Backdoor attacks against NLP models," *arXiv preprint arXiv:2006.01043*, 2020.
- [15] M. Sun, "Natural backdoor attack on text data," *arXiv preprint arXiv:2006.16176*, 2020.
- [16] Y. Gao, Y. Kim, B. G. Doan, Z. Zhang, G. Zhang, S. Nepal, D. C. Ranasinghe, and H. Kim, "Design and evaluation of a multi-domain trojan detection method on deep neural networks," *arXiv preprint arXiv:1911.10312*, 2019.
- [17] Y. Kong and J. Zhang, "Adversarial audio: A new information hiding method and backdoor for DNN-based speech recognition models," *arXiv preprint arXiv:1904.03829*, 2019.
- [18] K. Liu, B. Tan, R. Karri, and S. Garg, "Poisoning the data well in ML-based CAD: a case study of hiding lithographic hotspots," in *2020 Design, Automation & Test in Europe Conference & Exhibition (DATE)*. IEEE, 2020, pp. 306–309.
- [19] K. Davaslioglu and Y. E. Sagduyu, "Trojan attacks on wireless signal classification with adversarial machine learning," in *2019 IEEE International Symposium on Dynamic Spectrum Access Networks (DySPAN)*. IEEE, 2019, pp. 1–6.
- [20] S. Ding, Y. Tian, F. Xu, Q. Li, and S. Zhong, "Trojan attack on deep generative models in autonomous driving," in *International Conference on Security and Privacy in Communication Systems*. Springer, 2019, pp. 299–318.
- [21] Y. Wang, E. Sarkar, M. Maniatakos, and S. E. Jabari, "Stop-and-Go: Exploring backdoor attacks on deep reinforcement learning-based traffic congestion control systems,"
- [22] Z. Zhang, J. Jia, B. Wang, and N. Z. Gong, "Backdoor attacks to graph neural networks," *arXiv preprint arXiv:2006.11165*, 2020.
- [23] U. A. R. Office. (May 2019) TrojAI. [Online]. Available: <https://www.fbo.gov/index.php?s=opportunity&mode=form&id=be4e81b70688050fd4fc623fb24ead2c&tab=core&cview=0>
- [24] Y. Liu, A. Mondal, A. Chakraborty, M. Zuzak, N. Jacobsen, D. Xing, and A. Srivastava, "A survey on neural trojans," *IACR Cryptol. ePrint Arch.*, vol. 2020, p. 201, 2020.
- [25] Y. Chen, X. Gong, Q. Wang, X. Di, and H. Huang, "Backdoor attacks and defenses for deep neural networks in outsourced cloud environments," *IEEE Network*, 2020.
- [26] I. J. Goodfellow, J. Shlens, and C. Szegedy, "Explaining and harnessing adversarial examples," *arXiv preprint arXiv:1412.6572*, 2014.
- [27] N. Akhtar and A. Mian, "Threat of adversarial attacks on deep learning in computer vision: A survey," *IEEE Access*, vol. 6, pp. 14 410–14 430, 2018.
- [28] J. Zhang and C. Li, "Adversarial examples: Opportunities and challenges," *IEEE transactions on Neural Networks and Learning Systems*, 2019.
- [29] M. Xue, C. Yuan, H. Wu, Y. Zhang, and W. Liu, "Machine learning security: Threats, countermeasures, and evaluations," *IEEE Access*, vol. 8, pp. 74 720–74 742, 2020.
- [30] S.-M. Moosavi-Dezfooli, A. Fawzi, O. Fawzi, and P. Frossard, "Universal adversarial perturbations," in *Proceedings of the IEEE Conference on Computer Vision and Pattern Recognition*, 2017, pp. 1765–1773.
- [31] S. U. Din, N. Akhtar, S. Younis, F. Shafait, A. Mansoor, and M. Shafique, "Steganographic universal adversarial perturbations," *Pattern Recognition Letters*, 2020.
- [32] B. Biggio, B. Nelson, and P. Laskov, "Poisoning attacks against support vector machines," *arXiv preprint arXiv:1206.6389*, 2012.
- [33] S. Alfeld, X. Zhu, and P. Barford, "Data poisoning attacks against autoregressive models," in *AAAI Conference on Artificial Intelligence (AAAI)*, 2016, pp. 1452–1458.
- [34] H. Xiao, B. Biggio, G. Brown, G. Fumera, C. Eckert, and F. Roli, "Is feature selection secure against training data poisoning?" in *International Conference on Machine Learning (ICML)*, 2015, pp. 1689–1698.
- [35] N. Carlini and D. Wagner, "Towards evaluating the robustness of neural networks," in *IEEE Symposium on Security and Privacy (SP)*. IEEE, 2017, pp. 39–57.
- [36] N. Papernot, P. McDaniel, I. Goodfellow, S. Jha, Z. B. Celik, and A. Swami, "Practical black-box attacks against machine learning," in *Proceedings of the ACM on Asia Conference on Computer and Communications Security*, 2017, pp. 506–519.
- [37] E. Chou, F. Tramèr, G. Pellegrino, and D. Boneh, "Sentinet: Detecting physical attacks against deep learning systems," *arXiv preprint arXiv:1812.00292*, 2018.
- [38] C. Pasquini and R. Böhme, "Trembling triggers: exploring the sensitivity of backdoors in DNN-based face recognition," *EURASIP Journal on Information Security*, vol. 2020, no. 1, pp. 1–15, 2020.
- [39] E. Wenger, J. Passananti, Y. Yao, H. Zheng, and B. Y. Zhao, "Backdoor attacks on facial recognition in the physical world," *arXiv preprint arXiv:2006.14580*, 2020.
- [40] E. Sarkar, H. Benkraouda, and M. Maniatakos, "FaceHack: Triggering backdoored facial recognition systems using facial characteristics," *arXiv preprint arXiv:2006.11623*, 2020.
- [41] L. Song, X. Yu, H.-T. Peng, and K. Narasimhan, "Universal adversarial attacks with natural triggers for text classification," *arXiv preprint arXiv:2005.00174*, 2020.
- [42] P. Neekhara, S. Hussain, P. Pandey, S. Dubnov, J. McAuley, and F. Koushanfar, "Universal adversarial perturbations for speech recognition systems," *arXiv preprint arXiv:1905.03828*, 2019.
- [43] M. Jagielski, A. Oprea, B. Biggio, C. Liu, C. Nita-Rotaru, and B. Li, "Manipulating machine learning: Poisoning attacks and countermeasures for regression learning," in *2018 IEEE Symposium on Security and Privacy (SP)*. IEEE, 2018, pp. 19–35.
- [44] M. Jagielski, G. Severi, N. P. Harger, and A. Oprea, "Subpopulation data poisoning attacks," *arXiv preprint arXiv:2006.14026*, 2020.
- [45] M. Weber, X. Xu, B. Karlas, C. Zhang, and B. Li, "RAB: Provable robustness against backdoor attacks," *arXiv preprint arXiv:2003.08904*, 2020. [Online]. Available: <https://github.com/AI-secure/Robustness-Against-Backdoor-Attacks>
- [46] A. Schwarzschild, M. Goldblum, A. Gupta, J. P. Dickerson, and T. Goldstein, "Just how toxic is data poisoning? a unified benchmark for backdoor and data poisoning attacks," *arXiv preprint arXiv:2006.12557*, 2020.
- [47] A. K. Veldanda, K. Liu, B. Tan, P. Krishnamurthy, F. Khorrami, R. Karri, B. Dolan-Gavitt, and S. Garg, "NNoculation: Broad spectrum and targeted treatment of backdoored DNNs," *arXiv preprint arXiv:2002.08313*, 2020.

- [48] K. Eykholt, I. Evtimov, E. Fernandes, B. Li, A. Rahmati, C. Xiao, A. Prakash, T. Kohno, and D. Song, "Robust physical-world attacks on deep learning visual classification," in *Proceedings of the IEEE Conference on Computer Vision and Pattern Recognition (CVPR)*, 2018, pp. 1625–1634.
- [49] W. Guo, L. Wang, X. Xing, M. Du, and D. Song, "Tabor: A highly accurate approach to inspecting and restoring trojan backdoors in AI systems," *arXiv preprint arXiv:1908.01763*, 2019.
- [50] A. Bhalerao, K. Kallas, B. Tondi, and M. Barni, "Luminance-based video backdoor attack against anti-spoofing rebroadcast detection," in *2019 IEEE 21st International Workshop on Multimedia Signal Processing (MMSP)*. IEEE, 2019, pp. 1–6.
- [51] Z. Xiang, D. J. Miller, and G. Kesidis, "Revealing perceptible backdoors, without the training set, via the maximum achievable misclassification fraction statistic," *arXiv preprint arXiv:1911.07970*, 2019.
- [52] Y. Jia, E. Shelhamer, J. Donahue, S. Karayev, J. Long, R. Girshick, S. Guadarrama, and T. Darrell, "Caffe: Convolutional architecture for fast feature embedding," in *Proceedings of the ACM international conference on Multimedia*, 2014, pp. 675–678.
- [53] M. Abadi, P. Barham, J. Chen, Z. Chen, A. Davis, J. Dean, M. Devin, S. Ghemawat, G. Irving, M. Isard *et al.*, "TensorFlow: A system for large-scale machine learning," in *{USENIX} Symposium on Operating Systems Design and Implementation ({OSDI} 16)*, 2016, pp. 265–283.
- [54] R. Collobert, S. Bengio, and J. Mariéthoz, "Torch: a modular machine learning software library," Idiap, Tech. Rep., 2002.
- [55] Q. Xiao, K. Li, D. Zhang, and W. Xu, "Security risks in deep learning implementations," in *2018 IEEE Security and Privacy Workshops (SPW)*. IEEE, 2018, pp. 123–128.
- [56] E. Bagdasaryan and V. Shmatikov, "Blind backdoors in deep learning models," *arXiv preprint arXiv:2005.03823*, 2020.
- [57] Y. Ji, Z. Liu, X. Hu, P. Wang, and Y. Zhang, "Programmable neural network trojan for pre-trained feature extractor," *arXiv preprint arXiv:1901.07766*, 2019.
- [58] R. Schuster, T. Schuster, Y. Meri, and V. Shmatikov, "Humpty Dumpty: Controlling word meanings via corpus poisoning," in *IEEE Symposium on Security and Privacy (SP)*, 2020.
- [59] Y. Liu, S. Ma, Y. Aafer, W.-C. Lee, J. Zhai, W. Wang, and X. Zhang, "Trojaning attack on neural networks," in *Network and Distributed System Security Symposium (NDSS)*, 2018.
- [60] Y. Yao, H. Li, H. Zheng, and B. Y. Zhao, "Latent backdoor attacks on deep neural networks," in *Proceedings of the 2019 ACM SIGSAC Conference on Computer and Communications Security (CCS)*, 2019, pp. 2041–2055.
- [61] Mozilla, "Common voice dataset," <https://voice.mozilla.org/cnh/datasets>, accessed: 2020-07-14.
- [62] Freesound, "Freesound dataset," <https://annotator.freesound.org/>, accessed: 2020-07-14.
- [63] J. Deng, W. Dong, R. Socher, L.-J. Li, K. Li, and L. Fei-Fei, "Imagenet: A large-scale hierarchical image database," in *2009 IEEE Conference on Computer Vision and Pattern Recognition*. Ieee, 2009, pp. 248–255.
- [64] A. Radford, J. Wu, R. Child, D. Luan, D. Amodei, and I. Sutskever, "Language models are unsupervised multitask learners," *OpenAI Blog*, vol. 1, no. 8, p. 9, 2019.
- [65] A. Shafahi, W. R. Huang, M. Najibi, O. Suciu, C. Studer, T. Dumitras, and T. Goldstein, "Poison frogs! targeted clean-label poisoning attacks on neural networks," in *Advances in Neural Information Processing Systems (NIPS)*, 2018, pp. 6103–6113. [Online]. Available: <https://github.com/ashafahi/inceptionv3-transferLearn-poison>
- [66] C. Zhu, W. R. Huang, A. Shafahi, H. Li, G. Taylor, C. Studer, and T. Goldstein, "Transferable clean-label poisoning attacks on deep neural nets," in *International Conference on Learning Representations (ICLR)*, 2019. [Online]. Available: <https://github.com/zhuchen03/ConvexPolytopePoisoning>
- [67] Q. Xiao, Y. Chen, C. Shen, Y. Chen, and K. Li, "Seeing is not believing: camouflage attacks on image scaling algorithms," in *{USENIX} Security Symposium ({USENIX} Security 19)*, 2019, pp. 443–460. [Online]. Available: [https://github.com/yfchen1994/scaling\\_camouflage](https://github.com/yfchen1994/scaling_camouflage)
- [68] E. Quiring and K. Rieck, "Backdoor and poisoning neural networks with image-scaling attacks," *arXiv preprint arXiv:2003.08633*, 2020. [Online]. Available: <https://scaling-attacks.net/>
- [69] P. Vepakomma, O. Gupta, T. Swedish, and R. Raskar, "Split learning for health: Distributed deep learning without sharing raw patient data," *arXiv preprint arXiv:1812.00564*, 2018.
- [70] A. Hard, K. Rao, R. Mathews, S. Ramaswamy, F. Beaufays, S. Augenstein, H. Eichner, C. Kiddon, and D. Ramage, "Federated learning for mobile keyboard prediction," *arXiv preprint arXiv:1811.03604*, 2018.
- [71] K. Bonawitz, H. Eichner, W. Grieskamp, D. Huba, A. Ingerman, V. Ivanov, C. Kiddon, J. Konečný, S. Mazzocchi, H. B. McMahan *et al.*, "Towards federated learning at scale: System design," *arXiv preprint arXiv:1902.01046*, 2019.
- [72] T. D. Nguyen, P. Rieger, M. Miettinen, and A.-R. Sadeghi, "Poisoning attacks on federated learning-based intrusion detection system," in *NDSS Workshop on Decentralized IoT Systems and Security*, 2020.
- [73] A. N. Bhagoji, S. Chakraborty, P. Mittal, and S. Calo, "Analyzing federated learning through an adversarial lens," in *International Conference on Machine Learning (ICML)*, 2019, pp. 634–643.
- [74] Z. Sun, P. Kairouz, A. T. Suresh, and H. B. McMahan, "Can you really backdoor federated learning?" *arXiv preprint arXiv:1911.07963*, 2019.
- [75] R. Gilad-Bachrach, N. Dowlin, K. Laine, K. Lauter, M. Naehrig, and J. Wernsing, "Cryptonets: Applying neural networks to encrypted data with high throughput and accuracy," in *International Conference on Machine Learning*, 2016, pp. 201–210.
- [76] P. Mohassel and Y. Zhang, "Secureml: A system for scalable privacy-preserving machine learning," in *2017 IEEE Symposium on Security and Privacy (SP)*. IEEE, 2017, pp. 19–38.
- [77] R. Xu, J. B. Joshi, and C. Li, "CryptoNN: Training neural networks over encrypted data," in *2019 IEEE 39th International Conference on Distributed Computing Systems (ICDCS)*. IEEE, 2019, pp. 1199–1209.
- [78] A. S. Rakin, Z. He, and D. Fan, "Tbt: Targeted neural network attack with bit trojan," in *Proceedings of the IEEE Conference on Computer Vision and Pattern Recognition (CVPR)*, 2020, pp. 13 198–13 207.
- [79] R. Costales, C. Mao, R. Norwitz, B. Kim, and J. Yang, "Live trojan attacks on deep neural networks," *arXiv preprint arXiv:2004.11370*, 2020.
- [80] J. Dumford and W. Scheirer, "Backdooring convolutional neural networks via targeted weight perturbations," *arXiv preprint arXiv:1812.03128*, 2018.
- [81] J. Breier, X. Hou, D. Jap, L. Ma, S. Bhasin, and Y. Liu, "Practical fault attack on deep neural networks," in *ACM SIGSAC Conference on Computer and Communications Security (CCS)*, 2018, pp. 2204–2206.
- [82] S. Hong, P. Frigo, Y. Kaya, C. Giuffrida, and T. Dumitras, "Terminal brain damage: Exposing the graceless degradation in deep neural networks under hardware fault attacks," in *28th {USENIX} Security Symposium*, 2019, pp. 497–514.
- [83] B. Wang, Y. Yao, S. Shan, H. Li, B. Viswanath, H. Zheng, and B. Y. Zhao, "Neural Cleanse: Identifying and mitigating backdoor attacks in neural networks," in *Proceedings of the IEEE Symposium on Security and Privacy (SP)*, 2019. [Online]. Available: <https://github.com/bolunwang/backdoor>
- [84] Y. Gao, C. Xu, D. Wang, S. Chen, D. C. Ranasinghe, and S. Nepal, "STRIP: A defence against trojan attacks on deep neural networks," in *Proceedings of the Annual Computer Security Applications Conference (ACSAC)*, 2019, pp. 113–125. [Online]. Available: <https://github.com/garrisonsys/STRIP>
- [85] A. Geigel, "Neural network trojan," *Journal of Computer Security*, vol. 21, no. 2, pp. 191–232, 2013.
- [86] T. Liu, W. Wen, and Y. Jin, "SIN2: Stealth infection on neural network low-cost agile neural trojan attack methodology," in *2018 IEEE International Symposium on Hardware Oriented Security and Trust (HOST)*. IEEE, 2018, pp. 227–230.
- [87] C. Liao, H. Zhong, A. Squicciarini, S. Zhu, and D. Miller, "Backdoor embedding in convolutional neural network models via invisible perturbation," *arXiv preprint arXiv:1808.10307*, 2018.
- [88] S. Li, B. Z. H. Zhao, J. Yu, M. Xue, D. Kaafar, and H. Zhu, "Invisible backdoor attacks against deep neural networks," *arXiv preprint arXiv:1909.02742*, 2019.
- [89] W. Xu, D. Evans, and Y. Qi, "Feature squeezing: Detecting adversarial examples in deep neural networks," *arXiv preprint arXiv:1704.01155*, 2017.
- [90] C. Guo, M. Rana, M. Cisse, and L. van der Maaten, "Countering adversarial images using input transformations," *arXiv preprint arXiv:1711.00117*, 2017.
- [91] S. Song, Y. Chen, N.-M. Cheung, and C.-C. J. Kuo, "Defense against adversarial attacks with saak transform," *arXiv preprint arXiv:1808.01785*, 2018.
- [92] B. Liang, H. Li, M. Su, X. Li, W. Shi, and X. Wang, "Detecting adversarial examples in deep networks with adaptive noise reduction," *arXiv preprint arXiv:1705.08378*, 2017.
- [93] A. Salem, R. Wen, M. Backes, S. Ma, and Y. Zhang, "Dynamic backdoor attacks against machine learning models," *arXiv preprint arXiv:2003.03675*, 2020.
- [94] Y. Li, T. Zhai, B. Wu, Y. Jiang, Z. Li, and S. Xia, "Rethinking the trigger of backdoor attack," *arXiv preprint arXiv:2004.04692*, 2020.



- [95] Z. Yang, N. Iyer, J. Reimann, and N. Virani, "Design of intentional backdoors in sequential models," *arXiv preprint arXiv:1902.09972*, 2019.
- [96] P. Kiourt, K. Wardega, S. Jha, and W. Li, "TrojDRL: Evaluation of backdoor attacks on deep reinforcement learning," 2020.
- [97] G. Ramakrishnan and A. Albarghouthi, "Backdoors in neural models of source code," *arXiv preprint arXiv:2006.06841*, 2020.
- [98] R. Schuster, C. Song, E. Tromer, and V. Shmatikov, "You Autocomplete Me: Poisoning vulnerabilities in neural code completion," *arXiv preprint arXiv:2007.02220*, 2020.
- [99] Z. Xi, R. Pang, S. Ji, and T. Wang, "Graph backdoor," *arXiv preprint arXiv:2006.11890*, 2020.
- [100] T. J. L. Tan and R. Shokri, "Bypassing backdoor detection algorithms in deep learning," in *IEEE European Symposium on Security and Privacy (EuroS&P)*, 2019.
- [101] K. Simonyan and A. Zisserman, "Very deep convolutional networks for large-scale image recognition," *arXiv preprint arXiv:1409.1556*, 2014.
- [102] H. Qin, R. Gong, X. Liu, X. Bai, J. Song, and N. Sebe, "Binary neural networks: A survey," *Pattern Recognition*, p. 107281, 2020.
- [103] A. G. Howard, M. Zhu, B. Chen, D. Kalenichenko, W. Wang, T. Weyand, M. Andreetto, and H. Adam, "MobileNets: Efficient convolutional neural networks for mobile vision applications," *arXiv preprint arXiv:1704.04861*, 2017.
- [104] R. Tang, M. Du, N. Liu, F. Yang, and X. Hu, "An embarrassingly simple approach for trojan attack in deep neural networks," in *26th SIGKDD Conference on Knowledge Discovery and Data Mining KDD*, 2020.
- [105] K. Kurita, P. Michel, and G. Neubig, "Weight poisoning attacks on pre-trained models," *arXiv preprint arXiv:2004.06660*, 2020. [Online]. Available: <https://github.com/neulab/RIPPLe>
- [106] W. R. Huang, J. Geiping, L. Fowl, G. Taylor, and T. Goldstein, "MetaPoison: Practical general-purpose clean-label data poisoning," *arXiv preprint arXiv:2004.00225*, 2020. [Online]. Available: <https://github.com/wronnyhuang/metapoison>
- [107] S. Zhao, X. Ma, X. Zheng, J. Bailey, J. Chen, and Y.-G. Jiang, "Clean-label backdoor attacks on video recognition models," in *Proceedings of the IEEE Conference on Computer Vision and Pattern Recognition (CVPR)*, 2020, pp. 14443–14452. [Online]. Available: <https://github.com/ShihaoZhaoZSH/Video-Backdoor-Attack>
- [108] A. Saha, A. Subramanya, and H. Pirsaviash, "Hidden trigger backdoor attacks," in *Badnets*, 2020.
- [109] G. Severi, J. Meyer, S. Coull, and A. Oprea, "Exploring backdoor poisoning attacks against malware classifiers," *arXiv preprint arXiv:2003.01031*, 2020.
- [110] R. Edward and N. Charles, "A survey of machine learning methods and challenges for windows malware classification," <https://arxiv.org/abs/2006.09271>, 2020.
- [111] M. Barni, K. Kallas, and B. Tondi, "A new backdoor attack in CNNs by training set corruption without label poisoning," in *2019 IEEE International Conference on Image Processing (ICIP)*. IEEE, 2019, pp. 101–105.
- [112] Y. Liu, X. Ma, J. Bailey, and F. Lu, "Reflection backdoor: A natural backdoor attack on deep neural networks," *arXiv preprint arXiv:2007.02343*, 2020.
- [113] A. Turner, D. Tsipras, and A. Madry, "Label-consistent backdoor attacks," *arXiv preprint arXiv:1912.02771*, 2019.
- [114] J. Konečný, H. B. McMahan, F. X. Yu, P. Richtárik, A. T. Suresh, and D. Bacon, "Federated learning: Strategies for improving communication efficiency," *arXiv preprint arXiv:1610.05492*, 2016.
- [115] Y. Gao, M. Kim, S. Abudbba, Y. Kim, C. Thapa, K. Kim, S. A. Camtepe, H. Kim, and S. Nepal, "End-to-end evaluation of federated learning and split learning for internet of things," in *The 39th International Symposium on Reliable Distributed Systems (SRDS)*, 2020.
- [116] H. Chen, C. Fu, J. Zhao, and F. Koushanfar, "DeepInspect: A black-box trojan detection and mitigation framework for deep neural networks," in *International Joint Conference on Artificial Intelligence*, 2019, pp. 4658–4664.
- [117] C. Xie, K. Huang, P.-Y. Chen, and B. Li, "DBA: Distributed backdoor attacks against federated learning," in *International Conference on Learning Representations (ICLR)*, 2019.
- [118] O. Vinyals, C. Blundell, T. Lillicrap, D. Wierstra *et al.*, "Matching networks for one shot learning," in *Advances in Neural Information Processing Systems*, 2016, pp. 3630–3638.
- [119] H. Kwon, H. Yoon, and K.-W. Park, "Multi-targeted backdoor: Identifying backdoor attack for multiple deep neural networks," *IEICE Transactions on Information and Systems*, vol. 103, no. 4, pp. 883–887, 2020.
- [120] G. Lovisotto, S. Eberz, and I. Martinovic, "Biometric Backdoors: A poisoning attack against unsupervised template updating," *arXiv preprint arXiv:1905.09162*, 2019.
- [121] Y. Liu, Z. Yi, and T. Chen, "Backdoor attacks and defenses in feature-partitioned collaborative learning," *arXiv preprint arXiv:2007.03608*, 2020.
- [122] C. Guo, R. Wu, and K. Q. Weinberger, "TrojanNet: Embedding hidden trojan horse models in neural networks," *arXiv preprint arXiv:2002.10078*, 2020. [Online]. Available: <https://github.com/wrh14/trojanNet>
- [123] Y. Kim, R. Daly, J. Kim, C. Fallin, J. H. Lee, D. Lee, C. Wilkerson, K. Lai, and O. Mutlu, "Flipping bits in memory without accessing them: An experimental study of DRAM disturbance errors," *ACM SIGARCH Computer Architecture News*, vol. 42, no. 3, pp. 361–372, 2014.
- [124] Z. Zhang, Y. Cheng, Y. Gao, S. Nepal, D. Liu, and Y. Zou, "Detecting hardware-assisted virtualization with inconspicuous features," *IEEE Transactions on Information Forensics and Security*, 2020.
- [125] M. Jagielski, N. Carlini, D. Berthelot, A. Kurakin, and N. Papernot, "High accuracy and high fidelity extraction of neural networks," in *{USENIX} Security Symposium ({USENIX} Security 20)*, 2020.
- [126] M. Yan, C. Fletcher, and J. Torrellas, "Cache Telepathy: Leveraging shared resource attacks to learn DNN architectures," *arXiv preprint arXiv:1808.04761*, vol. 15, p. 38, 2018.
- [127] S. van Schaik, M. Minkin, A. Kwong, D. Genkin, and Y. Yarom, "CacheOut: Leaking data on Intel CPUs via cache evictions," *arXiv preprint arXiv:2006.13353*, p. 16, 2020.
- [128] K. He, X. Zhang, S. Ren, and J. Sun, "Deep residual learning for image recognition," in *Proceedings of the IEEE Conference on Computer Vision and Pattern Recognition (CVPR)*, 2016, pp. 770–778.
- [129] A. S. Rakin, Z. He, and D. Fan, "Bit-flip attack: Crushing neural network with progressive bit search," in *Proceedings of the IEEE International Conference on Computer Vision (ICCV)*, 2019, pp. 1211–1220.
- [130] F. Yao, A. S. Rakin, and D. Fan, "DeepHammer: Depleting the intelligence of deep neural networks through targeted chain of bit flips," *arXiv preprint arXiv:2003.13746*, 2020.
- [131] K. Liu, B. Dolan-Gavitt, and S. Garg, "Fine-Pruning: Defending against backdooring attacks on deep neural networks," in *International Symposium on Research in Attacks, Intrusions and Defenses (RAID)*, 2018. [Online]. Available: <https://github.com/kangliucn/Fine-pruning-defense>
- [132] B. G. Doan, E. Abbasnejad, and D. C. Ranasinghe, "Februus: Input purification defense against trojan attacks on deep neural network systems," *arXiv preprint arXiv:1908.03369*, 2019.
- [133] E. Sarkar, Y. Alkindi, and M. Maniatakos, "Backdoor suppression in neural networks using input fuzzing and majority voting," *IEEE Design & Test*, vol. 37, no. 2, pp. 103–110, 2020.
- [134] B. Wang, X. Cao, N. Z. Gong *et al.*, "On certifying robustness against backdoor attacks via randomized smoothing," in *CVPR Workshop on Adversarial Machine Learning in Computer Vision*, 2020.
- [135] M. Villarreal-Vasquez and B. Bhargava, "ConFoc: Content-focus protection against trojan attacks on neural networks," *arXiv preprint arXiv:2007.00711*, 2020.
- [136] L. A. Gatys, A. S. Ecker, and M. Bethge, "Image style transfer using convolutional neural networks," in *Proceedings of the IEEE Conference on Computer Vision and Pattern Recognition (CVPR)*, 2016, pp. 2414–2423.
- [137] B. Tran, J. Li, and A. Madry, "Spectral signatures in backdoor attacks," in *Advances in Neural Information Processing Systems (NIPS)*, 2018, pp. 8000–8010. [Online]. Available: [https://github.com/MadryLab/backdoor\\_data\\_poisoning](https://github.com/MadryLab/backdoor_data_poisoning)
- [138] A. Chan and Y.-S. Ong, "Poison as a cure: Detecting & neutralizing variable-sized backdoor attacks in deep neural networks," *arXiv preprint arXiv:1911.08040*, 2019.
- [139] Z. Xiang, D. J. Miller, and G. Kesidis, "A benchmark study of backdoor data poisoning defenses for deep neural network classifiers and a novel defense," in *2019 IEEE 29th International Workshop on Machine Learning for Signal Processing (MLSP)*. IEEE, 2019, pp. 1–6.
- [140] B. Chen, W. Carvalho, N. Baracaldo, H. Ludwig, B. Edwards, T. Lee, I. Molloy, and B. Srivastava, "Detecting backdoor attacks on deep neural networks by activation clustering," *arXiv preprint arXiv:1811.03728*, 2018. [Online]. Available: <https://github.com/Trusted-AI/adversarial-robustness-toolbox>
- [141] N. Peri, N. Gupta, W. Ronny Huang, L. Fowl, C. Zhu, S. Feizi, T. Goldstein, and J. P. Dickerson, "Deep k-NN defense against clean-label data poisoning attacks," *arXiv*, pp. arXiv–1909, 2019.

- [142] D. Tang, X. Wang, H. Tang, and K. Zhang, "Demon in the variant: Statistical analysis of DNNs for robust backdoor contamination detection," *arXiv preprint arXiv:1908.00686*, 2019.
- [143] M. Du, R. Jia, and D. Song, "Robust anomaly detection and backdoor attack detection via differential privacy," *arXiv preprint arXiv:1911.07116*, 2019.
- [144] E. Quiring, D. Klein, D. Arp, M. Johns, and K. Rieck, "Adversarial preprocessing: Understanding and preventing image-scaling attacks in machine learning," in *Proceeding of USENIX Security Symposium*, 2020.
- [145] X. Qiao, Y. Yang, and H. Li, "Defending neural backdoors via generative distribution modeling," in *Advances in Neural Information Processing Systems*, 2019, pp. 14 004–14 013.
- [146] X. Huang, M. Alzantot, and M. Srivastava, "NeuronInspect: Detecting backdoors in neural networks via output explanations," *arXiv preprint arXiv:1911.07399*, 2019.
- [147] E. Soremekun, S. Udeshi, S. Chattopadhyay, and A. Zeller, "Exposing backdoors in robust machine learning models," *arXiv preprint arXiv:2003.00865*, 2020. [Online]. Available: <https://github.com/sakshiudeshi/Expose-Robust-Backdoors>
- [148] S. Santurkar, A. Ilyas, D. Tsipras, L. Engstrom, B. Tran, and A. Madry, "Image synthesis with a single (robust) classifier," in *Advances in Neural Information Processing Systems (NIPS)*, 2019, pp. 1262–1273.
- [149] K. Fukunaga and L. Hostetler, "The estimation of the gradient of a density function, with applications in pattern recognition," *IEEE Transactions on Information Theory*, vol. 21, no. 1, pp. 32–40, 1975.
- [150] X. Xu, Q. Wang, H. Li, N. Borisov, C. A. Gunter, and B. Li, "Detecting AI trojans using meta neural analysis," *arXiv preprint arXiv:1910.03137*, 2019.
- [151] S. Kolouri, A. Saha, H. Pirsiavash, and H. Hoffmann, "Universal Litmus Patterns: Revealing backdoor attacks in CNNs," in *Proceedings of the IEEE/CVF Conference on Computer Vision and Pattern Recognition (CVPR)*, 2020, pp. 301–310. [Online]. Available: <https://umbcvision.github.io/Universal-Litmus-Patterns/>
- [152] S. Udeshi, S. Peng, G. Woo, L. Loh, L. Rawshan, and S. Chattopadhyay, "Model agnostic defence against backdoor attacks in machine learning," *arXiv preprint arXiv:1908.02203*, 2019.
- [153] Z. Yang, N. Virani, and N. S. Iyer, "Countermeasure against backdoor attacks using epistemic classifiers," in *Artificial Intelligence and Machine Learning for Multi-Domain Operations Applications II*, vol. 11413. International Society for Optics and Photonics, 2020, p. 114130P.
- [154] N. Papernot and P. McDaniel, "Deep k-nearest neighbors: Towards confident, interpretable and robust deep learning," *arXiv preprint arXiv:1803.04765*, 2018.
- [155] S. Ma, Y. Liu, G. Tao, W.-C. Lee, and X. Zhang, "NIC: Detecting adversarial samples with neural network invariant checking," in *The Network and Distributed System Security Symposium (NDSS)*, 2019.
- [156] Y. Liu, W.-C. Lee, G. Tao, S. Ma, Y. Aafer, and X. Zhang, "ABS: Scanning neural networks for back-doors by artificial brain stimulation," in *The ACM Conference on Computer and Communications Security (CCS)*, 2019.
- [157] J.-Y. Zhu, T. Park, P. Isola, and A. A. Efros, "Unpaired image-to-image translation using cycle-consistent adversarial networks," in *Proceedings of the IEEE international conference on computer vision*, 2017, pp. 2223–2232.
- [158] S. Szyller, B. G. Atli, S. Marchal, and N. Asokan, "Dawn: Dynamic adversarial watermarking of neural networks," *arXiv preprint arXiv:1906.00830*, 2019.
- [159] H. Chen, B. D. Rouhani, and F. Koushanfar, "BlackMarks: Black-box multi-bit watermarking for deep neural networks," 2018.
- [160] H. Li, E. Willson, H. Zheng, and B. Y. Zhao, "Persistent and unforgeable watermarks for deep neural networks," *arXiv preprint arXiv:1910.01226*, 2019.
- [161] Y. Adi, C. Baum, M. Cisse, B. Pinkas, and J. Keshet, "Turning your weakness into a strength: Watermarking deep neural networks by backdooring," in *USENIX Security Symposium*, 2018.
- [162] J. Guo and M. Potkonjak, "Watermarking deep neural networks for embedded systems," in *2018 IEEE/ACM International Conference on Computer-Aided Design (ICCAD)*, 2018, pp. 1–8.
- [163] J. Zhang, Z. Gu, J. Jang, H. Wu, M. P. Stoecklin, H. Huang, and I. Molloy, "Protecting intellectual property of deep neural networks with watermarking," in *Proceedings of the Asia Conference on Computer and Communications Security (AsiaCCS)*. ACM, 2018, pp. 159–172.
- [164] B. Darvish Rouhani, H. Chen, and F. Koushanfar, "DeepSigns: An end-to-end watermarking framework for ownership protection of deep neural networks," in *Proceedings of the Twenty-Fourth International Conference on Architectural Support for Programming Languages and Operating Systems*. ACM, 2019, pp. 485–497.
- [165] H. Jia, C. A. Choquette-Choo, and N. Papernot, "Entangled watermarks as a defense against model extraction," *arXiv preprint arXiv:2002.12200*, 2020.
- [166] F. Tramèr, F. Zhang, A. Juels, M. K. Reiter, and T. Ristenpart, "Stealing machine learning models via prediction apis," in *25th {USENIX} Security Symposium ({USENIX} Security 16)*, 2016, pp. 601–618.
- [167] S. Shan, E. Wenger, B. Wang, B. Li, H. Zheng, and B. Y. Zhao, "Using honeypots to catch adversarial attacks on neural networks," *arXiv preprint arXiv:1904.08554*, 2019.
- [168] K. Karra, C. Ashcraft, and N. Fendley, "The TrojAI software framework: An opensource tool for embedding trojans into deep learning models," *arXiv preprint arXiv:2003.07233*, 2020. [Online]. Available: <https://github.com/trojai>
- [169] M.-I. Nicolae, M. Sinn, M. N. Tran, B. Buesser, A. Rawat, M. Wistuba, V. Zantedeschi, N. Baracaldo, B. Chen, H. Ludwig et al., "Adversarial robustness toolbox v1. 0.0," *arXiv preprint arXiv:1807.01069*, 2018. [Online]. Available: <https://github.com/Trusted-AI/adversarial-robustness-toolbox>
- [170] Y. Wang, E. Sarkar, M. Maniatakos, and S. E. Jabari, "Watch your back: Backdoor attacks in deep reinforcement learning-based autonomous vehicle control systems," *arXiv preprint arXiv:2003.07859*, 2020.
- [171] M. Taddeo, T. McCutcheon, and L. Floridi, "Trusting artificial intelligence in cybersecurity is a double-edged sword," *Nature Machine Intelligence*, pp. 1–4, 2019.