

Modeling Linear Inequality Constraints in Quadratic Binary Optimization for Variational Quantum Eigensolver

Miguel Paredes Quiñones*¹ and Catarina Junqueira²

¹IBM Research, 04007-900 São Paulo, Brazil

²Linear Softwares Matemáticos, 01419-002 São Paulo, Brazil

1 Abstract

This paper introduces the use of tailored variational forms for variational quantum eigensolver that have properties of representing certain constraints on the search domain of a linear constrained quadratic binary optimization problem solution. Four constraints that usually appear in several optimization problems are modeled. The main advantage of the proposed methodology is that the number of parameters on the variational form remain constant and depend on the number of variables that appear on the constraints. Moreover, this variational form always produces feasible solutions for the represented constraints differing from penalization techniques commonly used to translate constrained problems into unconstrained one. The methodology is implemented in a real quantum computer for two known optimization problems: the Facility Location Problem and the Set Packing Problem. The results obtained for this two problems with VQE using 2-Local variational form and a general QAOA implementation are compared, and indicate that less quantum gates and parameters were used, leading to a faster convergence.

2 Introduction

Binary quadratic optimization problems are among the main and well-studied combinatorial problems. The term binary means that the variables can assume only two possible values, which are usually 0 or 1. In ising models [14], these variables could be -1 or 1. In this paper the following formulation is used for a Linear Constrained Quadratic Binary Optimization Problem (LCQBO):

Miguel Paredes Quiñones*: mparedes@br.ibm.com
 Catarina Junqueira: catarinajunqueira2@gmail.com

$$\min_x x^T Q x \quad (1)$$

$$s.t. Ax = b \quad (2)$$

$$Bx \leq c \quad (3)$$

$$x \in \{0, 1\} \quad (4)$$

Classically, this problem is solved with global convergence by using Branch and Bound, which is not efficient when the number of variables increase, since the search tree could grow exponentially. As an alternative, some heuristics with lower guaranty are used.

Heuristics based on quantum computing have recently been developed to solve the unconstrained version of the LCQBO, called Quadratic Unconstrained Binary Optimization (QUBO). Some of these heuristics are the Variational Quantum Eigensolver (VQE) [13, 22] and its special form called Quantum Approximation Algorithm (QAOA)[6]. The VQE was initially applied on quantum chemistry problems, such as the problem of searching for molecular ground states (minimum energy of the system). Once QUBO problems can be mapped as an ising formulation, which is one of the formulations for the Hamiltonian calculation, it is possible to solve the QUBO with VQE [18] and to approximate the solution of an LCQBO by using penalisation techniques, reducing it to QUBO [8, 14].

Another approach for solving the QUBO is to use quantum computation based on the quantum adiabatic theorem. This approach allows ground states calculations but it has limitations when solving QUBO problems [26].

The use of variational forms for expressing Ansatz solutions for the VQE algorithm had an important contribution on the development of an efficient VQE solver [10]. Despite that, there is still a challenge in using the classical solver part

of VQE, which is to ensure the expression of every solution in the search domain that is parameterized by means of rotation angles and cnot gates [24].

For quantum chemistry problems there are tailored strategies for representing Ansatzes as an Unitary Coupled Cluster (UCC) [12] and its Singles and Doubles Excitation Variational Form (UCCSD) [2]. For these strategies the Ansatz only contains single and double excitation operators, which potentially decrease the number of parameters for representing states. Some of these Ansatzes are particularly developed to work efficiently with hardware [10], even though they still have the limitation of over-sampling the Hilbert space [17]. There is also the dynamic creation of Ansatzes, where an operator is added to the Ansatz at every step, from a pre-defined set of operators, this technique is called Adaptive Derivative Assembled Pseudo-Trotter (ADAPT-VQE) [9]. In this paper we compare our solution with 2-Local circuits as Ansatzes, which is an heuristic circuit to map the Hilbert space that assumes that qubits have almost 2 local qubits, and then they can be circularly entangled to represent the system [25].

Taking this into account, this paper aims to address this difficulty when VQE is formulated for LCQBO with the construction of special variational forms in a way that the search domain attain specific constraints. In [15] is presented a methodology to prepare different types of constraints from those proposed in this paper.

This paper is organized as follows, In Section 3 we presents a review of the VQE in order to understand the position of our contribution on the development of an efficient VQE solver for LCQBO problems, and circuit cost criteria to compare other Ansatzes. Then in Section 4 the development of the variational forms in order to attain certain constraints for the search space domain is explained. Next, Section 5 shows the use of the variational forms in two different optimization problems: the Facility Location Problem (FLC) and the Linear Assignment Problem (LAP). Finally, in Section 6 we discuss the findings and some future work are outlined.

3 Methods

3.1 Variational Quantum Eigensolver

The VQE is a hybrid algorithm that has a quantum part and a classical part [16]. It is a type of near-term algorithm that uses noisy quantum computers to calculate expectation values of a minimum energy state. Originally, the VQE was used in quantum chemistry to approximate the minimum estate of energy of a quantum system represented by a Hamiltonian using the Variational theorem. Then, some class of classical optimization problems called QUBO problem could be mapped on like Hamiltonians. Next, Algorithm 3.1 presents the overall procedure for a generic VQE for solving QUBO problems.

Algorithm 3.1 General Variational Quantum Eigensolver

Require: Set Number of shots N_{shots}

Require: Give initial state $|\psi_0\rangle$

Require: Map quadratic objective function Q to Pauli gates H_i .

- 1: **while** classical optimization condition **do**
 - 2: Construct Ansatz $U(\theta_k)$
 - 3: Apply Ansatz to the initial state:
 $|\psi(\theta_k)\rangle = U(\theta_k) |\psi_0\rangle$
 - 4: Measure output $|\psi(\theta_k)\rangle$ N_{shots} times
 - 5: Calculate the expected value of the objective function $E(\sum_i \langle \psi(\theta_k) | H_i | \psi(\theta_k) \rangle)$
 - 6: Classical optimization algorithm update θ_k .
 - 7: **end while**
 - 8: Optimal set of parameters θ^*
-

In Algorithm 3.1 we observe that first it is needed to define the number of times that the Ansatz circuit will be executed at one iteration of the VQE. Then, it is necessary to inform an initial state $|\psi_0\rangle$. In quantum chemistry, this state usually is calculated with a classical procedure like the Hartree–Fock method [7]. To solve optimization problems there is no clear strategy to calculate this initial state, but as in quantum chemistry, this could be done by getting a solution of a fast classical heuristic or by a relaxation method that leads to a good quality feasible solution.

Since we are trying to minimize a classical QUBO problem we need to map the objective function to diagonal Hamiltonians H_i represented by Pauli gates. First we use using representa-

tions of QUBO problems [14]. One practical way to make this transformation is to replace every x_i variable on the original classical problem by $(1 - Z_i)/2$, where Z_i is a pauli gate applied in qubit i with $+ - 1$ eigenvalues on its matrix representation. Since we can translate quadratic objective functions to diagonalized Hamiltonian it is possible to use penalization strategy to convert a linear equality constraint as $Ax = b$ into $\lambda \|Ax - b\|_F$ on the objective function [14].

The following step is to determine the Ansatz that we will be used to sample the Hilbert space of solutions of our problem. Usually to do it, a parameterized Ansatz $U(\theta)$ with wide potential to sample Hilbert space is created, while θ angles varies. One desirable characteristic of the Ansatz is to use less single and double qubit gates. This preference is because current quantum hardware has a limitation on the depth of the circuits that can be executed, and also a limited number of entanglement between qubits.

Then, the Ansatz is sampled a number of times for a fixed set parameters θ_k . With this we can calculate an expected value of the energy $E [\sum_i \langle \psi(\theta_k) | H_i | \psi(\theta_k) \rangle]$. This expected value of the energy for state $|\theta_k\rangle$ represent an approximation for the objective function of the original classical optimization problem. This is based on the Variational method in quantum mechanics where the minimum energy and others energy states have a relation (5), and is equal only when the state $|\psi_g\rangle$ correspond to the ground state energy E_g .

$$E \left[\sum_i \langle \psi(\theta_k) | H_i | \psi(\theta_k) \rangle \right] \geq E_g \quad (5)$$

The final component of the VQE algorithm is the classical optimization algorithm, where the parametric energy is minimized $\langle \psi(\theta) | H | \psi(\theta) \rangle$ with a classical solver by updating parameters θ . In [28], many of the following solvers are explored and its effectiveness on considering or not noise on the objective function. Some of the most used solvers are: Simultaneous Perturbation Stochastic Approximation (SPSA) [27], the Nelder-Mead Simplex Method [20], Sequential Least Squares Programming (SLSQP) [3] and Adam [11]. One improved algorithm for objective functions with trigonometric functions is Nakanishi-Fujii-Todo algorithm (NFT) [19] solver, which is also robust against statistical error. One limitation of

the parametric circuits in a classical optimization loop is that it creates extremely non-linear optimization problems where there exists plateaus around local minimum and also from where it is difficult to escape [17]. For our computational experiments we use Constrained Optimization by Linear Approximations (COBYLA)[23].

3.2 Circuits costs

All the variational forms proposed in this paper uses R_y gates with parameters θ . State of the art approaches for create an Ansatz variational form uses R_y and R_z rotations conjugated with cnot gates. Then it is repeated the Ansatz an empirical number of times, this is named the "depth" of the Ansatz [18]. When VQE is implemented and defined a depth, its created a set with polynomial number of parameters [22]. This set of parameters will be the search domain when is passed to the classical optimization problem part [25]. We need to use a metric to compare the cost of execute the Ansätze that we use on section 5.

Var. Form	# $SU(2)$	# cnots	# param.
Fig 1	$2N - 1$	$N - 1$	N
Fig 2	$2N - 1$	$2(N - 1)$	N
Fig 3	$2N - 1$	$4N - 6$	N
Fig 4	$2N - 3$	$3N - 5$	$N - 1$

Table 1: Number of cnots, $SU(2)$ gates and parameters to execute TVFs.

On table 1 is shown the number of single-gates and cnots to run tailored variational forms. This decomposition on basic gates is relevant since with the current Noisy Intermediate-Scale Quantum (NISQ) devices, noises impact more on the use of cnot gates, then a efficient quantum algorithm should avoid to use this gates when possible. It is possible to approximate it with a relation of that cnot gates takes 10 times more than a single-qubit gate as is showed in [29].

$$cost = N_{CNOT} \times 10 + N_{SU(2)} \quad (6)$$

4 Taylored Variational Forms (TVF)

In this section we will create parameterized circuits for variational forms for representing spe-

cific constraints. For the starting point we will choose $|\psi\rangle_0 = |0\rangle^{\otimes N}$, where N is the number of qubits, and apply a quantum circuit represented by the gate U_c for obtaining only feasible solutions for our binary problems.

4.1 Binary comparison constrains

The main idea is to model the behavior of a binary comparison sequence of constraints, such as:

$$x_i \leq x_{i+1} \quad \forall i = 0 \dots N \quad (7)$$

with $x_0 = 0$. The possible solutions for the variables x_i and x_{i+1} are shown in Table 2.

x_i	x_{i+1}	Possible
0	0	yes
0	1	yes
1	0	no
1	1	yes

Table 2: Possible solutions for constraint (7)

Therefore, it is possible to code the variables x_i on N qubits states as in equation (8).

$$|x_1 \dots x_i \dots x_N\rangle \quad (8)$$

If all qubits states from Table 2 were generalized, then only the states with the following sequence would be obtained.

$$|0 \dots 00\rangle, |0 \dots 01\rangle, |0 \dots 11\rangle, \dots, |1 \dots 11\rangle \quad (9)$$

As an alternative, it is possible to use the following non-conventional qubit representation with integers on ket notation, as shown in equation (10).

$$|0\rangle, |2^{N-1}\rangle, |2^{N-1} + 2^{N-2}\rangle, \dots, \left| \sum_{j=N-i}^{N-1} 2^j \right\rangle \quad (10)$$

If the variational form in Figure 1 were applied to a $|0\rangle$, the result would be the desired superposition of states shown in (10), with the amplitude probabilities parameterized on angles θ_i .

Where R_y is a single-qubit rotation through θ angle in radians around the y-axis.

To illustrate how this circuit only gets answers as in (10), with probabilities depending on θ_i angles, let us apply the circuit for the first 2 qubits

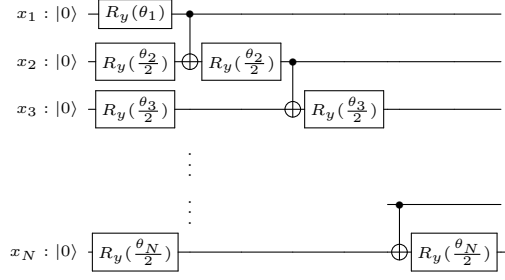


Figure 1: Variational form with θ_i parameters to represent all possible x_i states.

and observe the sequence formed. The states initialize in $|0\rangle^{\otimes N}$, then $R_y(\theta_i)$ is applied for every qubit and the following is obtained.

$$\left(\cos \frac{\theta_1}{2} |0\rangle + \sin \frac{\theta_1}{2} |1\rangle \right) \otimes \left(\cos \frac{\theta_2}{4} |0\rangle + \sin \frac{\theta_2}{4} |1\rangle \right) \quad (11)$$

$$\rightarrow \left(\cos \frac{\theta_1}{2} \cos \frac{\theta_2}{4} |00\rangle + \cos \frac{\theta_1}{2} \sin \frac{\theta_2}{4} |01\rangle + \sin \frac{\theta_1}{2} \cos \frac{\theta_2}{4} |10\rangle + \sin \frac{\theta_1}{2} \sin \frac{\theta_2}{4} |11\rangle \right) \otimes \dots \quad (12)$$

Now, applying the cnot gate with qubit 1 as a control and qubit 2 as a target:

$$\left(\cos \frac{\theta_1}{2} |0\rangle + \sin \frac{\theta_1}{2} |1\rangle \right) \otimes \left(\cos \frac{\theta_2}{4} |0\rangle + \sin \frac{\theta_2}{4} |1\rangle \right) \quad (13)$$

$$\rightarrow \left(\cos \frac{\theta_1}{2} \cos \frac{\theta_2}{4} |00\rangle + \cos \frac{\theta_1}{2} \sin \frac{\theta_2}{4} |01\rangle + \sin \frac{\theta_1}{2} \cos \frac{\theta_2}{4} |11\rangle + \sin \frac{\theta_1}{2} \sin \frac{\theta_2}{4} |10\rangle \right) \otimes \dots \quad (14)$$

Then, let us apply $R_y(\theta/2)$ gate to the second qubit:

$$\rightarrow \left(\cos \frac{\theta_1}{2} \cos \frac{\theta_2}{2} |00\rangle + \cos \frac{\theta_1}{2} \sin \frac{\theta_2}{2} |01\rangle + \sin \frac{\theta_1}{2} |11\rangle \right) \otimes \dots \quad (15)$$

By induction from equations (11) and (15), one can observe that if the operation is performed for N qubits then equation (16) is obtained.

$$|\psi(\theta)\rangle = \sum_{i=0}^N \left(\prod_{k=i+1}^N \cos \frac{\theta_k}{2} \right) \sin \frac{\theta_{N-i+1}}{2} \left| \sum_{j=N-i}^{N-1} 2^j \right\rangle \quad (16)$$

with $\theta_{N+1} = \pi$. As can be seen in (16), N parameters θ , N gates R_y and $N - 1$ controlled R_y gates are needed to represent $N + 1$ states in $|\psi\rangle$.

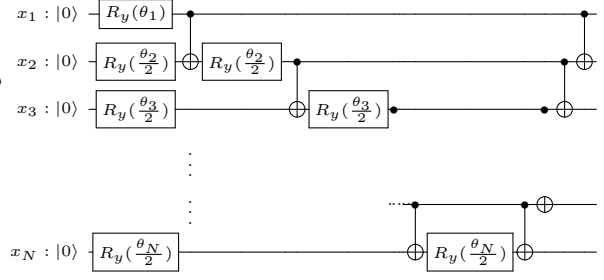


Figure 2: Variational form with θ_i parameters to represent all possible x_i states for equation (17)

4.2 Binary sum less than one constrains

Similarly as in Section 4.1 we will deduce a variational form for represent constraints, in this case we represent only one constraint (17) for a set of variables, then:

$$\sum_{i=1}^N x_i \leq 1 \quad (17)$$

We examine the possible solutions that the variables x_i and x_{i+1} can attain in Table 2.

x_i	x_{i+1}	Possible
0	0	yes
0	1	yes
1	0	yes
1	1	no

Table 3: Possible answers complaining equation (17)

We use the same representation as in (8) Then in a similar way if we generalise states from Table 3 we want to obtain only states with the following sequence:

$$|00\dots 0\rangle, |10\dots 0\rangle, |01\dots 0\rangle, \dots, |0\dots 1\rangle \quad (18)$$

or using the following non conventional qubit representation:

$$|0\rangle, |2^0\rangle, |2^1\rangle, \dots, |2^{i-1}\rangle \quad (19)$$

If we use the following variational form in Fig 2 give us the desired states (18) with amplitude probabilities depending on angles θ_i .

We apply gates to the $|0\rangle$ initial state and perform similar analysis as in (11) and (15) and obtain:

$$|\psi(\theta)\rangle = \sum_{i=1}^{N+1} \left(\prod_{k=1}^{i-1} \sin \frac{\theta_k + \mathbf{1}_{\{k=1\}}\pi}{2} \right) \cdot \cos \frac{\mathbf{1}_{\{i=1\}}\pi - \theta_i}{2} \left| \mathbf{1}_{\{N>i\}} 2^{i-1} \right\rangle \quad (20)$$

where: $\theta_{N+1} = 0$ and $\mathbf{1}_{\{N>i\}}$ is an indicator function such that $\mathbf{1}_{\{N>i\}} = 1$ if $N > i$ and 0 otherwise.

4.3 Other kind of constraints

Since mapping the possible solutions of a constraint and express it in a circuit, it give us the idea that other constraints can be constructed as is shown in [15], where is implemented circuits for the following equality constraints:

$$\sum_{i=1}^N x_i = 1 \quad (21)$$

$$(1 - x)(1 - y) = 0 \quad (22)$$

Another possible constraint to be represented is (23) by mixing circuits from Figure 1 and Figure 2.

$$\sum_{i=1}^{N-1} x_i \leq x_N \quad (23)$$

Also the constrained version of (23):

$$\sum_{i=1}^{N-1} x_i = x_N \quad (24)$$

All the four circuits developed in this paper are possible to include as constraints for a LCQBO problem. One limitation of this methodology that is not always possible to combine the circuits to represent multiple constrains at the same time, this is a topic for further investigation.

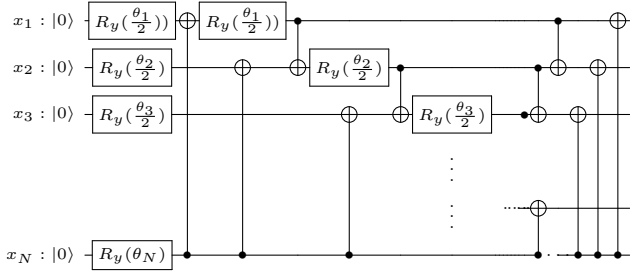


Figure 3: Variational form with θ_i parameters to represent all possible x_i, y states for equation (23)

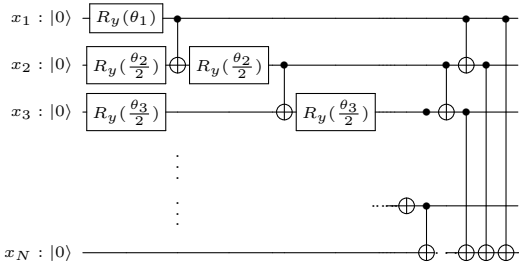


Figure 4: Variational form with θ_i parameters to represent all possible x_i, y states for equation (24)

5 Applications

All numerical experiments was implemented using IBM quantum computing suite named Qiskit 0.19.2 [4] with Python 3.7.5. For the classical optimization algorithm we choose COBYLA [23], This solver performed better than other state of the art solvers for our test cases. Every calculation of the expected value of the objective function takes 1024 circuit executions for the two methodologies tested. For the initial set of parameters we use random numbers on the interval $[-\pi, \pi]$.

For sake of comparison we use two algorithms one based on VQE using 2-Local variational form and QAOA. Our criteria to set parameters on 2-Local and QAOA are based on the similarity with the number of parameters and single-gates and double-gates on its correspondent TVF. For 2-Local we choose a depth of 1 with R_y and cnots as rotation and entanglement blocks. For QAOA we choose $p = 2$ in order to get 4 parameters in total, which are similar to the number of parameters using TVF. As we see, one important decision in the process of implement 2-Local and QAOA is the necessity to estimate meta-parameters, that

normally there is no clear criteria to do that.

For model constraints of our test problems using 2-Local and QAOA we use the penalization techniques indicated in [8] as in shown in table 4, where λ is a penalization factor.

Classic Constraint	Equivalent Penalty
$x \leq y$	$\lambda(x - xy)$
$\sum_i^n x_i \leq 1$	$\lambda\left(\sum_i^n \sum_{j<i} x_i x_j\right)$

Table 4: Penalization techniques to model some inequality constraints [8].

5.1 Facility Location Problem

The Facility Location Problem (FLP) consists of deciding which facilities should be opened from a set of n possible facilities. In various situations, the facilities location decision and the assignment of clients to the facilities are made simultaneously [1]. This problem can be applied to a numerous types of real problems, such as deciding the location of distribution centers, airports, schools, hospitals, police stations, and others.

To formulate the FLP, let us define f_i as the fixed cost of opening facility i , for $i = 1, \dots, n$, and c_{ij} as the cost of serving customer j by the facility i , for $j = 1, \dots, m$ and $i = 1, \dots, n$.

The variables of the FLP are the following:

$$y_i = \begin{cases} 1 & \text{if facility } i \text{ is opened,} \\ 0 & \text{otherwise.} \end{cases}$$

$$x_{ij} = \begin{cases} 1 & \text{if facility } i \text{ serves customer } j, \\ 0 & \text{otherwise.} \end{cases}$$

Then, the FLP can be formulated as presented in equations (25) to (27).

$$\min_{x,y} \sum_{i=1}^n f_i y_i + \sum_{i=1}^n \sum_{j=1}^m c_{ij} x_{ij} \quad (25)$$

$$s.t. \quad \sum_{i=1}^n x_{ij} = 1 \quad j = 1, \dots, m \quad (26)$$

$$x_{ij} \leq y_i \quad i = 1, \dots, n \quad (27)$$

$$j = 1, \dots, m$$

The objective function (25) minimizes the total cost of assigning customers to facilities. Constraints (26) guarantee that each customer j is served by exactly one facility, and constraints (27) guarantee that each customer j can only be

assigned to a facility i if that facility i is open. For a more detailed review on the FLP and solution techniques, see [5].

It is possible to model constraint (26) by adding the penalization $\lambda \sum_{j=1}^m (1 - \sum_{i=1}^n x_{i,j})^2$. We observe that y_i variable appears in various constrains (27) with variables $x_{i,j}$, so we can't use circuit in Figure 1, since this not possible to put all of this constraint at the same time. As an alternative we use a circuit that invert the order of the qubit inequality and permit that the first qubit can control more than 1 qubit as is depicted in Figure 5:

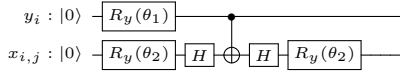


Figure 5: Reformulated variational form to fit FLP problem characteristics.

Then is possible to represent constraints (27) by creating a circuit according to the algorithm 5.1, that generalizes circuit in Figure 5.

Algorithm 5.1 Facility Location problem Circuit construction

- Require:** Number of clients m and facilities n .
Require: label first m qubits as $x_{i,j} \forall i = 1 \dots n$
 $; j = 1 \dots m$
Require: label following n qubits as $y_i \forall i = 1 \dots n$
- 1: set all qubits with state 0.
 - 2: **for** $i = 1 \dots n$ **do**
 - 3: apply $R_y(\theta_{y_i})$ on y_i
 - 4: **for** $j = 1 \dots m$ **do**
 - 5: apply $R_y(\theta_{x_{i,j}})$ on $x_{i,j}$
 - 6: apply H on $x_{i,j}$
 - 7: apply CX with y_i as a control and $x_{i,j}$ as target
 - 8: apply H on $x_{i,j}$
 - 9: apply $R_y(\theta_{x_{i,j}})$ on $x_{i,j}$
 - 10: **end for**
 - 11: **end for**
-

As a test we implement the following instance of the facility location problem using our method-

ology:

$$\min_{x,y} \quad 5y_1 + 10y_2 + 3x_{1,1} + 2x_{2,1} \quad (28)$$

$$s.t. \quad x_{1,1} + x_{2,1} = 1 \quad (29)$$

$$x_{1,1} \leq y_1 \quad (30)$$

$$x_{2,1} \leq y_2 \quad (31)$$

This instance includes 2 facilities and 1 client with their respective costs.

We implement this instance of the FL problem with 4 qubits ($q_1 \leftarrow x_{1,1}, q_2 \leftarrow x_{2,1}, q_3 \leftarrow y_1, q_4 \leftarrow y_2$). We use a penalty factor of $\lambda = 100$.

In Figure 6 we observe the most probable solution that correspond to the state $|1010\rangle$, this solution means that facility 1 is open ad delivers to the only one client. At Figure 7 we observe the optimal circuit with set of final parameters $\theta = (1.51, -3.44, 2.97, -0.0688)$.

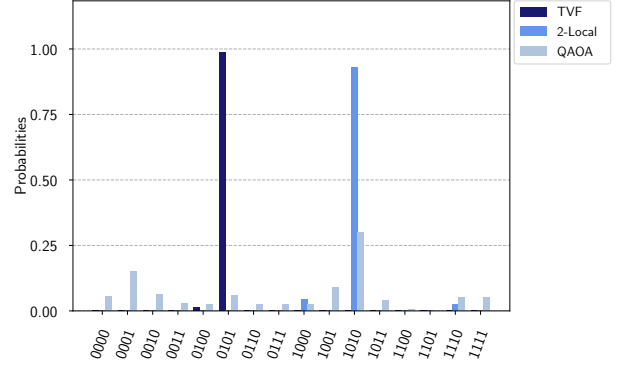


Figure 6: Comparison histogram solution for the FLP instance (eqs. (28) to (31)), using TVF, 2-Local and QAOA.

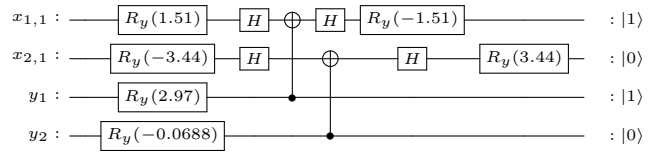


Figure 7: Optimal circuit for the FLP instance (28) to (31) using proposed methodology.

COBYLA takes 45 iterations to get the final objective function 8.0. In Figure 8 we observe the evolution of the Energy state for the different approaches. We observe that since we use less penalization functions for represent equality constraints while use the proposed methodology the Energy state starts in small values compared

with the other approaches, facilitating the convergence to the objective function. Another important part of the validation of our methodology is the verification of the cost of the Ansatz implementation using all methodologies testes, as we observe the proposed has less cost compared with the others, we can warranty that for larger instances of the FLP problem since 2Local Ansatz increases the number of cnots with the number of qubits. In contrast, the number of parameters are certainly less than the other methodologies, facilitating the convergence of the classical optimization part.

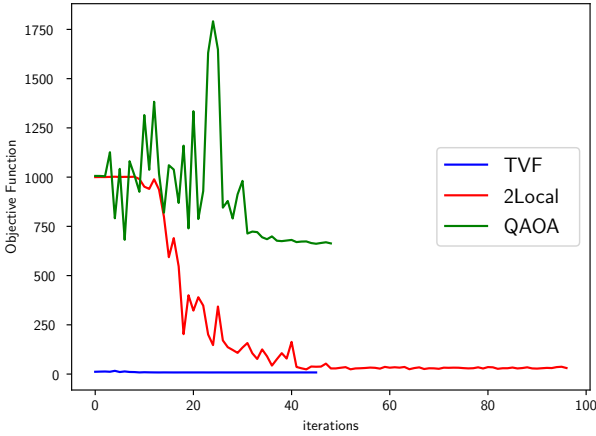


Figure 8: Comparison of evolution of the objective function for the FLP instance (eqs. (28) to (31)), using TVF, 2-Local and QAOA.

Var. Form	# $SU(2)$	# cnots	# param.	cost
TVF	10	2	4	30
2-Local	14	3	8	44
QAOA	26	12	4	146

Table 5: Number of cnots and $SU(2)$ gates and parameters for tested circuits of TVF, 2-Local, and QAOA to solve FLP instance (28) to (31).

5.2 Linear Assignment Problem

The Multi dimensional Assignment Problem (MAP) is a classical NP-Hard combinatorial optimization problem ([21]), but for sake of simplicity and as a demonstrative example on how to use Tailored variational forms, we study the Linear Assignment Problem (LAP).

We consider a job assignment to a worker problem which is a LAP. Given a set of n_1 jobs and

n_2 workers with more workers that jobs to be executed. Every job i has a cost when a worker j do it $c_{i,j}$. The purpose of this assignment is that every job will be done for a worker with a minimum total cost. Considering that every worker can do only one job.

The LAP can be formulated as presented in equations (32) to (35).

$$\max_x \sum_{i=1}^{n_1} \sum_{j=1}^{n_2} c_{i,j} x_{i,j} \quad (32)$$

$$s.t. \quad \sum_{j=1}^{n_2} x_{i,j} = 1 \quad i = 1, \dots, n_1 \quad (33)$$

$$\sum_{i=1}^{n_1} x_{i,j} \leq 1 \quad j = 1, \dots, n_2 \quad (34)$$

$$x_{i,j} \in \{0, 1\} \quad i = 1, \dots, n_1; j = 1, \dots, n_2 \quad (35)$$

where variable $x_{i,j}$ is 1 if job i is done by worker j and 0 otherwise.

For LAP problem, all variables $x_{i,j}$ with the same i index in constraint (34) can directly use Figure 2, since $x_{i,j}$ variable only appears on one constraint, this is one limitation on this methodology. we use penalization for represent constraint (33) as was used in FLP problem. Then is possible to formulate the algorithm 5.2 to construct the Ansatz for LAP problem.

Algorithm 5.2 Linear assignment problem circuit construction

Require: number of jobs n_1 and workers n_2

Require: Costs $c_{i,j}$ of a job i done by worker j

- 1: set all qubits with state 0.
 - 2: **for** $j = 1, \dots, n_2$ **do**
 - 3: **for** $i = 1, \dots, n_1$ **do**
 - 4: set qubit label $x_{i,j}$
 - 5: apply $R_y(\theta_{x_{i,j}})$ on $x_{i,j}$
 - 6: **if** $i > 1$ **then**
 - 7: apply CX with $x_{i-1,j}$ as a control and $x_{i,j}$ as target
 - 8: $R_y(\theta_{x_{i,j}})$
 - 9: **end if**
 - 10: **end for**
 - 11: **for** $i = n_1, \dots, 2$ **do**
 - 12: apply CX with $x_{i-1,j}$ as a control and $x_{i,j}$ as target
 - 13: **end for**
 - 14: apply X on y_i
 - 15: **end for**
-

To test the proposed methodology for the LAP, we solved the following instance:

$$\max_x 5x_{1,1} + 8x_{1,2} + 7x_{2,1,3} + 11x_{2,2} \quad (36)$$

$$s.t. \quad x_{1,1} + x_{1,2} = 1 \quad (37)$$

$$x_{2,1} + x_{2,2} = 1 \quad (38)$$

$$x_{1,1} + x_{2,1} \leq 1 \quad (39)$$

$$x_{1,2} + x_{2,2} \leq 1 \quad (40)$$

We implement this instance of the FL problem with 4 qubits ($q_1 \leftarrow x_{1,1}, q_2 \leftarrow x_{1,2}, q_3 \leftarrow x_{2,1}, q_4 \leftarrow x_{2,2}$).

In Figure 9 we observe the most probable solution that correspond to the state $|0110\rangle$, this solution means that job 1 will be done by worker 2 and job 2 will be done by worker 1. At Figure 10 we observe the optimal circuit with set of final parameters $\theta = (0.01, -3.22, -1.68, 3.42)$.

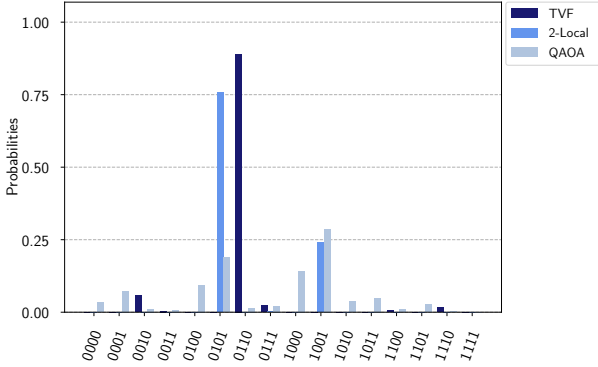


Figure 9: Comparison histogram solution for the LAP instance (eqs. (36) to (40)), using TVF, 2-Local and QAOA.

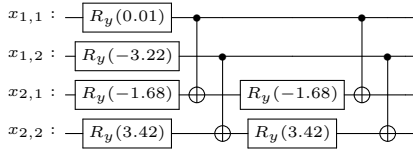


Figure 10: Optimal circuit for the set LAP instance (eqs. (36) to (40)), using TVF.

For the LAP instance that we investigate, COBYLA takes 45 iterations to get the final objective function 15. As we see in Figure 11, TVF takes less iterations to converge to the optimal solution, while the other converge to infeasible solutions as is depicted in Figure 9. In this case

computational cost is slightly more than 2Local Ansatz as ins presented in Table 6.

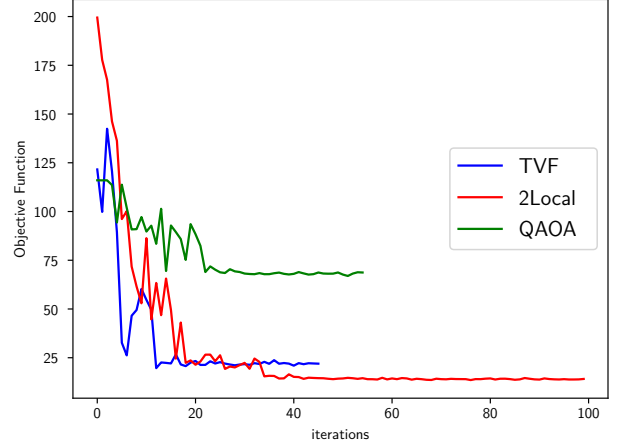


Figure 11: Comparison of evolution of the objective function for the LAP instance (eqs. (36) to (40)), using TVF, 2-Local and QAOA.

Var. Form	# $SU(2)$	# cnots	# param.	cost
TVF	6	4	4	46
2-Local	14	3	8	44
QAOA	24	8	4	104

Table 6: Number of cnots and $SU(2)$ gates and parameters for tested circuits of TVF, 2-Local, and QAOA to solve LAP instance (eqs. (36) to (40)).

6 Conclusion

One of the main advantages of our proposed tailored variational forms is that with this circuits we do not explore the entire Hilbert space, we only explore the points where the solutions are feasible, since explore the entire Hilbert space could imply in more computational cost from the classical optimization part [17]. As was observed the construction of a TVF has a constant number of parameters for a given number of qubits, this methodology have no meta-parameters to decide, those parameters usually multiply the number of parameters of a block of entanglers and fixed the number of rotation gates. One limitation is that we do not have a general recipe to combine this TVFs in order to represent multiple constraints on a LCQBO problem. As a future work is possible approximate the TVFs by reducing in circuits on blocks with a predefined depth, in order to

use less cnots gates. Another possible development is that with expressions (16) and (20) we can calculate the gradient with respect to the parameters θ , and use gradient based methods, we didn't explore this possibility, since for our small problems, COBYLA solver converges quickly.

7 Acknowledgments

We would like to praise Takashi Imamichi (IBM Research) for his insightful comments and suggestions on this manuscript.

References

- [1] Marcos Arenales, Vinícius Armentano, Reinaldo Morabito, and Horácio Yanasse. *Pesquisa operacional*. Elsevier Brasil, 2007. ISBN 978-85-352-5193-7.
- [2] Panagiotis Kl. Barkoutsos, Jerome F. Gonthier, Igor Sokolov, Nikolaj Moll, Gian Salis, Andreas Fuhrer, Marc Ganzhorn, Daniel J. Egger, Matthias Troyer, Antonio Mezzacapo, and et al. Quantum algorithms for electronic structure calculations: Particle-hole hamiltonian and optimized wave-function expansions. *Physical Review A*, 98(2), Aug 2018. ISSN 2469-9934. DOI: [10.1103/physreva.98.022322](https://doi.org/10.1103/physreva.98.022322).
- [3] Yu-Hong Dai and Klaus Schittkowski. A sequential quadratic programming algorithm with non-monotone line search. *Pacific Journal of Optimization*, 4:335–351, 05 2008.
- [4] Héctor Abraham et al. Qiskit: An open-source framework for quantum computing, 2019.
- [5] Reza Zanjirani Farahani, Maryam SteadieSeifi, and Nasrin Asgari. Multiple criteria facility location problems: A survey. *Applied Mathematical Modelling*, 34(7):1689 – 1709, 2010. ISSN 0307-904X. DOI: <https://doi.org/10.1016/j.apm.2009.10.005>.
- [6] Edward Farhi, Jeffrey Goldstone, and Sam Gutmann. A quantum approximate optimization algorithm, 2014. Preprint at <https://arxiv.org/abs/1411.4028>.
- [7] Froese Fischer. General hartree-fock program. *Computer Physics Communications*, 43(3):355 – 365, 1987. ISSN 0010-4655. DOI: [10.1016/0010-4655\(87\)90053-1](https://doi.org/10.1016/0010-4655(87)90053-1).
- [8] Fred Glover, Gary Kochenberger, and Yu Du. A tutorial on formulating and using qubo models, 2018. Preprint at <https://arxiv.org/abs/1811.11538>.
- [9] Harper R. Grimsley, Sophia E. Economou, Edwin Barnes, and Nicholas J. Mayhall. An adaptive variational algorithm for exact molecular simulations on a quantum computer. *Nature Communications*, 10(1), Jul 2019. ISSN 2041-1723. DOI: [10.1038/s41467-019-10988-2](https://doi.org/10.1038/s41467-019-10988-2).
- [10] Abhinav Kandala, Antonio Mezzacapo, Kristan Temme, Maika Takita, Markus Brink, Jerry M. Chow, and Jay M. Gambetta. Hardware-efficient variational quantum eigensolver for small molecules and quantum magnets. *Nature*, 549:242–246, 2011. DOI: [10.1038/nature23879](https://doi.org/10.1038/nature23879).
- [11] Diederik Kingma and Jimmy Ba. Adam: A method for stochastic optimization. *International Conference on Learning Representations*, 12 2014.
- [12] Joonho Lee, William J. Huggins, Martin Head-Gordon, and K. Birgitta Whaley. Generalized unitary coupled cluster wave functions for quantum computation. *Journal of Chemical Theory and Computation*, 15(1): 311–324, Nov 2018. ISSN 1549-9626. DOI: [10.1021/acs.jctc.8b01004](https://doi.org/10.1021/acs.jctc.8b01004).
- [13] Zhaokai Li, Man-Hong Yung, Hongwei Chen, Dawei Lu, James D. Whitfield, Xinhua Peng, Alán Aspuru-Guzik, and Jiangfeng Du. Solving quantum ground-state problems with nuclear magnetic resonance. *Scientific Reports*, 1:88, 2011. DOI: [10.1038/srep00088](https://doi.org/10.1038/srep00088).
- [14] Andrew Lucas. Ising formulations of many np problems. *Frontiers in Physics*, 2:5, 2014. ISSN 2296-424X. DOI: [10.3389/fphy.2014.00005](https://doi.org/10.3389/fphy.2014.00005).
- [15] Atsushi Matsuo. Problem-specific entangler circuits of the vqe algorithm for optimization problems, 2020. Preprint at <https://arxiv.org/abs/2006.05643>.
- [16] Jarrod R McClean, Jonathan Romero, Ryan Babbush, and Alán Aspuru-Guzik. The theory of variational hybrid quantum-classical algorithms. *New Journal of Physics*, 18(2): 023023, Feb 2016. ISSN 1367-2630. DOI: [10.1088/1367-2630/18/2/023023](https://doi.org/10.1088/1367-2630/18/2/023023).
- [17] Jarrod R. McClean, Sergio Boixo, Vadim N. Smelyanskiy, Ryan Babbush, and Hartmut

- Neven. Barren plateaus in quantum neural network training landscapes. *Nature Communications*, 9(1), Nov 2018. ISSN 2041-1723. DOI: [10.1038/s41467-018-07090-4](https://doi.org/10.1038/s41467-018-07090-4).
- [18] Nikolaj Moll, Panagiotis Barkoutsos, Lev Bishop, Jerry Chow, Andrew Cross, Daniel Egger, Stefan Filipp, Andreas Fuhrer, Jay Gambetta, Marc Ganzhorn, Abhinav Kandala, Antonio Mezzacapo, Peter Müller, Walter Riess, Gian Salis, John Smolin, Ivano Tavernelli, and Kristan Temme. Quantum optimization using variational algorithms on near-term quantum devices. *Quantum Science and Technology*, 3, 10 2017. DOI: [10.1088/2058-9565/aab822](https://doi.org/10.1088/2058-9565/aab822).
- [19] Ken M. Nakanishi, Keisuke Fujii, and Synge Todo. Sequential minimal optimization for quantum-classical hybrid algorithms. *Physical Review Research*, 2(4), Oct 2020. ISSN 2643-1564. DOI: [10.1103/physrevresearch.2.043158](https://doi.org/10.1103/physrevresearch.2.043158). URL <http://dx.doi.org/10.1103/PhysRevResearch.2.043158>.
- [20] J. A. Nelder and R. Mead. A Simplex Method for Function Minimization. *The Computer Journal*, 7(4):308–313, 01 1965. ISSN 0010-4620. DOI: [10.1093/comjnl/7.4.308](https://doi.org/10.1093/comjnl/7.4.308).
- [21] Duc Manh Nguyen, Hoai An Le Thi, and Tao Pham Dinh. Solving the multidimensional assignment problem by a cross-entropy method. *J. Comb. Optim.*, 27(4): 808–823, May 2014. ISSN 1382-6905. DOI: [10.1007/s10878-012-9554-z](https://doi.org/10.1007/s10878-012-9554-z).
- [22] Alberto Peruzzo, Jarrod McClean, Peter Shadbolt, Man-Hong Yung, Peter J. Love Xiao-Qi Zhou, Alán Aspuru-Guzik, and Jeremy L. O’Brien. A variational eigenvalue solver on a photonic quantum processor. *Nat Commun*, 5:4213, 2014. ISSN 0307-904X. DOI: <https://doi.org/10.1038/ncomms5213>.
- [23] M. J. D. Powell. *A Direct Search Optimization Method That Models the Objective and Constraint Functions by Linear Interpolation*, pages 51–67. Springer Netherlands, Dordrecht, 1994. DOI: [10.1007/978-94-015-8330-5_4](https://doi.org/10.1007/978-94-015-8330-5_4).
- [24] Vivek Shende, Igor Markov, and Stephen Bullock. Minimal universal two-qubit controlled-not-based circuits. *Phys. Rev. A*, 69, 08 2003. DOI: [10.1103/PhysRevA.69.062321](https://doi.org/10.1103/PhysRevA.69.062321).
- [25] Sukin Sim, Peter D. Johnson, and Alán Aspuru-Guzik. Expressibility and entangling capability of parameterized quantum circuits for hybrid quantum-classical algorithms. *Advanced Quantum Technologies*, 2 (12):1900070, Oct 2019. ISSN 2511-9044. DOI: [10.1002/qute.201900070](https://doi.org/10.1002/qute.201900070).
- [26] John Smolin and Graeme Smith. Classical signature of quantum annealing. *Frontiers in Physics*, 2, 05 2013. DOI: [10.3389/fphy.2014.00052](https://doi.org/10.3389/fphy.2014.00052).
- [27] James C. Spall. Multivariate stochastic approximation using a simultaneous perturbation gradient approximation. *IEEE Transactions on Automatic Control*, 37(3):332–341, 1992.
- [28] Kevin J Sung, Jiahao Yao, Matthew P Harrigan, Nicholas C Rubin, Zhang Jiang, Lin Lin, Ryan Babbush, and Jarrod R McClean. Using models to improve optimizers for variational quantum algorithms. *Quantum Science and Technology*, 5(4):044008, Oct 2020. ISSN 2058-9565. DOI: [10.1088/2058-9565/abb6d9](https://doi.org/10.1088/2058-9565/abb6d9). URL <http://dx.doi.org/10.1088/2058-9565/abb6d9>.
- [29] Xin Zhang, Hong Xiang, and Tao Xiang. An efficient quantum circuits optimizing scheme compared with qiskit (short paper). In Honghao Gao, Xinheng Wang, Yuyu Yin, and Muddesar Iqbal, editors, *Collaborative Computing: Networking, Applications and Worksharing*, pages 467–476, Cham, 2019. Springer International Publishing. ISBN 978-3-030-12981-1.