

Langevin Monte Carlo: random coordinate descent and variance reduction

Zhiyan Ding

*Mathematics Department
University of Wisconsin-Madison
Madison, WI 53705 USA.*

ZDING49@MATH.WISC.EDU

Qin Li

*Mathematics Department and
Wisconsin Institutes for Discovery
University of Wisconsin-Madison
Madison, WI 53705 USA.*

QINLI@MATH.WISC.EDU

Abstract

Langevin Monte Carlo (LMC) is a popular Bayesian sampling method. For the log-concave distribution function, the method converges exponentially fast, up to a controllable discretization error. However, the method requires the evaluation of a full gradient in each iteration, and for a problem on \mathbb{R}^d , this amounts to d times partial derivative evaluations per iteration. The cost is high when $d \gg 1$. In this paper, we investigate how to enhance computational efficiency through the application of RCD (random coordinate descent) on LMC. There are two sides of the theory:

- By blindly applying RCD to LMC, one surrogates the full gradient by a randomly selected directional derivative per iteration. Although the cost is reduced per iteration, the total number of iteration is increased to achieve a preset error tolerance. Ultimately there is no computational gain;
- We then incorporate variance reduction techniques, such as SAGA (stochastic average gradient) and SVRG (stochastic variance reduced gradient), into RCD-LMC. It will be proved that the cost is reduced compared with the classical LMC, and in the underdamped case, convergence is achieved with the same number of iterations, while each iteration requires merely one directional derivative. This means we obtain the best possible computational cost in the LMC framework.

Keywords: Langevin Monte Carlo, Random coordinate descent, Variance reduction, Bayesian inference, Wasserstein metric

1. Introduction

Monte Carlo Sampling is one of the core problems in Bayesian statistics, data assimilation (Reich, 2011), and machine learning (Andrieu et al., 2003), with wide applications in atmospheric science (Fabian, 1981), petroleum engineering (Nagarajan et al., 2007), epidemiology (Li et al., 2020), in the form of inverse problems, volume computation (Vempala, 2010), and bandit optimization (Mazumdar et al., 2020; Russo et al., 2018; May et al., 2012).

Let $f(x)$ be a convex function that is L -Lipschitz and μ -strongly convex in \mathbb{R}^d , and define the target density function $p \propto e^{-f}$. Then $p(x)$ is a log-concave probability density function. To sample from the distribution induced by $p(x)$ amounts to finding an $x \in \mathbb{R}^d$ (or a list of samples that can be regarded as i.i.d. (independent and identically distributed) drawn from this distribution.

The literature is very rich on sampling, and there are many approaches (Neal, 2001, 1993; Roberts and Rosenthal, 2004; Metropolis et al., 1953; Hastings, 1970; Geman and Geman, 1984; Duane et al., 1987). In this paper, we only study variations of Langevin Monte Carlo (LMC). LMC, including the classical LMC and its variations, can be regarded as one subcategory of Markov

chain Monte Carlo (MCMC) (Rossky et al., 1978; Parisi, 1981; Roberts and Tweedie, 1996b). They are attractive mostly due to the fast convergence rate. Indeed, the classical LMC and its most variations can be regarded as discrete versions of some Langevin dynamics, a set of stochastic differential equations (SDE) that roughly follow the gradient of f , with some added Brownian motion terms. Usually, the SDEs are designed so the distribution converges exponentially fast in time to the target distribution (Markowich and Villani, 1999). LMC, therefore, viewed as the discrete versions (such as the Euler-Maruyama method) of the SDEs, converge also almost exponentially fast, up to a discretization error. The non-asymptotic analysis for the methods is studied in detail in recent years (Dalalyan and Riou-Durand, 2018; Dalalyan and Karagulyan, 2019; Durmus et al., 2019; Cheng et al., 2018; Dalalyan and Riou-Durand, 2018; Eberle et al., 2018; Dwivedi et al., 2018).

However, like many other sampling methods, the numerical cost of classical (both overdamped and underdamped) LMC methods increases with respect to d , the dimensionality of the problem. While the number of iterations to achieve a preset error tolerance already depends on d , the cost per iteration may also increase with respect to d . Indeed, there are examples in which, to compute the gradients, d partial derivatives need to be computed separately (see Section 1.2), and this adds another d folds of cost per iteration.

The cost of evaluating the gradient has triggered a large number of studies centering around the “gradient-free” property. Many approaches were investigated, including Important Sampling (Geweke, 1989; Neal, 2001; Moral et al., 2006; Murray et al., 2016), ensemble methods (Iglesias et al., 2013; Garbuno-Inigo et al., 2020; Reich, 2011), and random walks (Mengersen and Tweedie, 1996; Roberts and Tweedie, 1996b,a; Dwivedi et al., 2018). These methods shed light on eliminating the evaluation of the gradients, but to this day we have not found a method that is proved to be more competitive with LMC.

1.1 Contribution

In this article, we would like to study how to enhance the numerical efficiency of LMC, with a special eye on improving the cost’s dependence on d . The strategy we take is to develop alternatives for evaluating the gradients. More specifically, we explore how to incorporate random coordinate descent (RCD) in LMC. RCD is a technique developed for optimization problems, and it randomly chooses one partial derivative, as a replacement of the full gradient in gradient descent (GD). Since only one partial derivative is calculated in each iteration, the cost is reduced by d -folds per iteration. If one carefully controls the iteration number, the overall cost can also be reduced in certain scenarios, as proved in the optimization literature Nesterov (2012).

We study if applying RCD to LMC can bring us similar benefits. The theoretical guarantee we obtain in this paper shows that there are two sides of the story.

Firstly, we blindly apply RCD to LMC. This is to replace the full gradient in LMC with a randomly selected partial derivative in each iteration, exactly as RCD in optimization. This is done to both the overdamped LMC and underdamped LMC, resulting in two algorithms: RCD-O-LMC, and RCD-U-LMC respectively. Since only one directional derivative is calculated instead of the full gradient in each iteration, the cost is reduced by d -folds per iteration. However, we can find counterexamples that show this blind application of RCD induces a large error term that represents the high variance from the random direction selection procedure. Exactly due to this large error term, more iterations are required. Ultimately there is no saving in the numerical cost.

Secondly, we study variance reduction techniques. Two main techniques are explored: SAGA (stochastic average gradient) (Schmidt et al., 2013; Defazio et al., 2014) and SVRG (stochastic variance reduced gradient) (Johnson and Zhang, 2013), hoping to reduce the large error term mentioned above, saving the numerical cost in the end. These methods were developed as optimization tech-

niques to improve the convergence rate of SGD (stochastic gradient descent) (Robbins and Monro, 1951; Kiefer and Wolfowitz, 1952; Bottou, 2010), an algorithm that looks for the minimizer of an objective function that has the form of $f(x) = \sum_{n=1}^N f_n(x)$. Such techniques were then applied to improve stochastic gradient Markov chain Monte Carlo (SG-MCMC) (Ma et al., 2015; Chen et al., 2014; Gao et al., 2018; Betancourt, 2015; Betancourt et al., 2017; Zou et al., 2019). We investigate how to incorporate these techniques to enhance the performance of RCD-LMC. In our case f does not necessarily have the form of $\sum_n f_n(x)$, however, viewing $\nabla f = \sum_k \partial_k f \mathbf{e}^k$, variance reduction techniques for SGD can still be borrowed. The methods with variance reduction integrated are called Randomized Coordinates Averaging Descent Overdamped/Underdamped LMC (RCAD-O/U-LMC) and Stochastic Variance Reduced Gradient Overdamped/Underdamped LMC (SVRG-O/U-LMC). We will show that, with either variance reduction technique, in the underdamped setting, the new methods require the same number of iterations as the classical U-LMC (Cheng et al., 2018) to achieve a small preset error tolerance ϵ , but the number of directional derivative per iteration is 1 instead of d . This automatically saves d folds of computation.

We summarize all the convergence results in Table 1 (assuming computing the full gradient costs d times of computing one directional derivative and arbitrary initial distribution). We do not present the dependence on the conditioning κ in the table, but they are included in the later discussions. The presented result assumes the large κ is a secondary concern compared to the large d ($\kappa \ll d$).

Algorithm	Number of iterations	Cost
O-LMC	$\tilde{O}(d/\epsilon)$	$\tilde{O}(d^2/\epsilon)$
U-LMC	$\tilde{O}(d^{1/2}/\epsilon)$	$\tilde{O}(d^{3/2}/\epsilon)$
RCD-O-LMC	$\tilde{O}(d^2/\epsilon^2)$	$\tilde{O}(d^2/\epsilon^2)$
RCD-U-LMC	$\tilde{O}(d^2/\epsilon^2)$	$\tilde{O}(d^2/\epsilon^2)$
SVRG-O-LMC	$\tilde{O}(d^{3/2}/\epsilon)$	$\tilde{O}(d^{3/2}/\epsilon)$
SVRG-U-LMC	$\tilde{O}(\max\{d^{4/3}/\epsilon^{2/3}, d^{1/2}/\epsilon\})$	$\tilde{O}(\max\{d^{4/3}/\epsilon^{2/3}, d^{1/2}/\epsilon\})$
RCAD-O-LMC	$\tilde{O}(d^{3/2}/\epsilon)$	$\tilde{O}(d^{3/2}/\epsilon)$
RCAD-U-LMC	$\tilde{O}(\max\{d^{4/3}/\epsilon^{2/3}, d^{1/2}/\epsilon\})$	$\tilde{O}(\max\{d^{4/3}/\epsilon^{2/3}, d^{1/2}/\epsilon\})$

Table 1: Number of iterations and numerical cost to achieve ϵ -accuracy. The results for the classical O-LMC and U-LMC come from (Dalalyan and Karagulyan, 2019) and (Cheng et al., 2018; Dalalyan and Riou-Durand, 2018) respectively. The notation $\tilde{O}(f)$ omits the possible log terms. For the overdamped cases, we assume the Lipschitz continuity for both the gradient term and the hessian term, and for the underdamped cases, we only assume the Lipschitz continuity for the gradient term.

1.2 Discussions on assumptions, and relation to the literature

Throughout the paper we assume that computing one partial derivative costs $1/d$ of computing the full gradient. This assumption may not hold in some applications in which the full gradient can be computed efficiently. This happens in logistic regression, support vector machines (SVM), and deep learning where backward propagation is heavily relied on (Rumelhart et al., 1986).

However, there are many examples where this assumption indeed holds true. For example, given a graph with nodes $\mathcal{N} = \{1, 2, \dots, d\}$ and directed edges $\mathcal{E} \subset \{(i, j) : i, j \in \mathcal{N}\}$, suppose there is a

scalar variable x_i associated with each node $i = 1, 2, \dots, d$, and that the function f has the form

$$f(x) = \sum_{(i,j) \in \mathcal{E}} f_{ij}(x_i, x_j).$$

Then the partial derivative of f with respect to x_i is given by

$$\frac{\partial f}{\partial x_i} = \sum_{j:(i,j) \in \mathcal{E}} \frac{\partial f_{ij}}{\partial x_i}(x_i, x_j) + \sum_{l:(l,i) \in \mathcal{E}} \frac{\partial f_{li}}{\partial x_i}(x_l, x_i).$$

Note that the number of terms in the summations in this expression equals the number of edges in the graph that touch node i , the expected value of which is about $2/d$ times the total number of edges in the graph. Meanwhile, evaluation of the full gradient would require evaluation of partial derivatives with respect to both component i and j of the function f_{ij} for *all* edges in the graph, leading to a factor-of- d difference in evaluation cost. This setup is encountered in many graph-based problems, such as graph-based label propagation in semi-supervised learning (Bengio et al., 2006), finding the densest k -subgraph (Sotirov, 2020), and finding the most likely assignments in continuous pairwise graphical models (Rue and Held, 2005). It is also observed in large-scale SVM problems (when solved in dual form) (Hsieh et al., 2008) as well.

The assumption also incurs in many PDE-constrained inverse problems as well. The evaluation of the objective function f typically accounts for one PDE solve. As a comparison, each partial derivative amounts to 2 PDE solves (one forward encoding the input data and one adjoint presenting the output test function), and in each iteration, to have the full gradient (also termed Fréchet derivative in that context), many partial derivatives need to be computed (Leugering et al., 2012). This leads to a large number of PDE solves for only one iteration.

Another assumption we make in this paper is that the conditioning of the objective function f is only moderately big, in the sense that its value is not comparable to the largeness of d . This means the underperformance of RCD-LMC and the outperformance of the variance reduced RCD-LMC hold uniformly true for all f that have moderate condition numbers. If f has bad conditioning, the Lipschitz constants for each direction are then drastically different. When this happens, one could potentially choose coordinates at different rates to reflect the skewness of f . This indeed happens in RCD surrogating GD, where the stiffer directions get chosen more frequently. If we drop the assumption and let f be very skewed as well, a biased selection process could potentially enhance our methods even more. This topic is discussed in a separate contribution, see (Ding et al., 2020b). For the completeness of the paper, in Remark 5 we discuss how to sample from a non-uniform coordinate selection process, and in Remark 18 we argue why it does not bring computational benefits when f is well-conditioned.

There are strong connections between the methods proposed in the paper and the existing literature. We first mention that most of the techniques are borrowed from optimization. RCD is one strategy that surrogates the full gradient by a partial derivative in GD and has been shown to be useful when the objective function f has certain structures. Similar ideas were used in SGD when the objective function has the form of $f = \sum_{k=1}^K f_k$, and in SGD, a ∇f_i is randomly selected to surrogate ∇f per iteration. It was observed that although SGD reduces the per iteration cost by K , the total number of iteration is increased due to the induced higher variance. For this reason, multiple variance reduction techniques were developed, including SVRG (stochastic variance reduced gradient) (Johnson and Zhang, 2013), and SAGA (stochastic average gradient) (Schmidt et al., 2013; Defazio et al., 2014), all adopted in the current paper.

We also would like to mention that the authors of the paper have already presented part of the results of this paper in (Ding and Li, 2020). In that paper, it was already observed that blindly

applying RCD to LMC will not enhance the efficiency, and some variance reduction is needed. RCAD-O/U-LMC, built upon integrating SAGA to RCD-LMC, was proposed and studied there. That work was our first attempt in addressing similar issues. With the insights gained there, we greatly extended the results, and provide the general recipe in the current paper. The main extension can be summarized as follows:

- We give the non-asymptotic convergence result of RCD-O/U-LMC in Theorem 3 and Theorem 6. These two bounds were not included in (Ding and Li, 2020).
- We propose and rigorously analyze a new variance reduction method SVRG-O/U-LMC. This method, similar to RCAD-O/U-LMC, can also be shown to reduce the computational cost.
- Moreover, we present a systematic understanding of how the variance presents in the convergence rate, and how to integrate variance reduction techniques to reduce the cost. The overarching results that summarize, in a general form, the impact of involving randomness in the coordinate selection process are presented in Theorem 14 and Theorem 22. The two theorems address the overdamped and the underdamped cases respectively. The blind application of RCD, and the incorporation of SAGA and SVRG, then can be viewed as three different examples under this framework. We emphasize that though we only study two variance reduction techniques in the current paper, Theorem 14 and 22 are general enough to treat other methods as well. Any new variance reduction method, when cast into random coordinate LMC framework, can be analyzed in a similar fashion.

1.3 Organization

In Section 2, we discuss the essential ingredients of our methods: the overdamped and underdamped Langevin dynamics and the associated Monte Carlo methods (O-LMC and U-LMC); random coordinate descent (RCD); and variance reduction techniques, including both SVRG and SAGA. In Section 3, we unify the notations and assumptions used in our methods. In Section 4, we present the convergence results of RCD-LMC and also provide a counter-example to demonstrate the fact that RCD-LMC does not save numerical cost. In Section 5, we introduce the methods that incorporate variance reduction techniques: SVRG-O/U-LMC and RCAD-O/U-LMC, and present the theorems on the convergence and the numerical cost. In Section 6, numerical evidence will be given to demonstrate the improved efficiency of our new methods. In Section 7-8, we provide the proof of the theorems for overdamped, and underdamped settings respectively. We note that in subsection 7.1 and subsection 8.1 we provide the overarching results for O/U-LMC when randomness is involved in the coordinate selection process. The later subsections are devoted to the realization of these two theorems on specific algorithms as examples. The discussion on the best possible numerical cost is heavily technical and thus delayed to these two subsections (Remark 15 and Remark 23). Some technical lemmas used in these two sections are postponed to the appendix.

2. Essential ingredients

2.1 Overdamped Langevin dynamics and O-LMC

The O-LMC method comes from the overdamped Langevin dynamics, a stochastic differential equation that writes:

$$dX_t = -\nabla f(X_t) dt + \sqrt{2} dB_t. \quad (1)$$

This SDE characterizes the trajectory of X_t . Two forcing terms $\nabla f(X_t) dt$ and dB_t compete: the former drives X_t to the minimum of f and the latter provides Brownian motion and thus small

oscillations along the trajectory. The initial data X_0 is a random variable drawn from a given distribution induced by $q_0(x)$. Denote $q(x, t)$ the probability density function of X_t , it is a well-known result that $q(x, t)$ satisfies the following Fokker-Planck equation:

$$\partial_t q = \nabla \cdot (\nabla f q + \nabla q), \quad \text{with } q(x, 0) = q_0, \quad (2)$$

and furthermore, $q(x, t)$ converges to the target density function $p(x) \propto e^{-f}$ exponentially fast in time (Markowich and Villani, 1999).

The overdamped Langevin Monte Carlo (O-LMC), as a sampling method, is simply a discrete-in-time version of the SDE (1). A standard Euler-Maruyama method applied on the equation gives:

$$x^{m+1} = x^m - \nabla f(x^m)h + \sqrt{2h}\xi^m, \quad (3)$$

where h is the small time-step and ξ^m is i.i.d. drawn from $\mathcal{N}(0, I_d)$ with I_d being the identity matrix of size d . Since (3) approximates (1), the density of x^m becomes $p(x)$ as $m \rightarrow \infty$, up to a discretization error. It was proved in (Dalalyan and Karagulyan, 2019) that the convergence to ϵ is achieved within $\tilde{O}(d/\epsilon)$ iterations if the hessian of f is Lipschitz. If this hessian is not Lipschitz, the number of iterations is shown to be $\tilde{O}(d/\epsilon^2)$. In many real applications, the gradient of f is not explicitly known and some approximation is used, introducing another layer of numerical error. In (Dalalyan and Karagulyan, 2019), the authors discussed the effect of such error, under the assumption that the error term has a bounded variance.

2.2 Underdamped Langevin dynamics and U-LMC

The underdamped Langevin dynamics (Chen et al., 2014) is characterized by the following SDE system:

$$\begin{cases} dX_t = V_t dt \\ dV_t = -2V_t dt - \gamma \nabla f(X_t) dt + \sqrt{4\gamma} dB_t \end{cases}, \quad (4)$$

where $\gamma > 0$ is a parameter to be tuned. Denote $q(x, v, t)$ the probability density function of (X_t, V_t) , then q satisfies the Fokker-Planck equation

$$\partial_t q = \nabla \cdot \left(\begin{bmatrix} -v \\ 2v + \gamma \nabla f \end{bmatrix} q + \begin{bmatrix} 0 & 0 \\ 0 & 2\gamma \end{bmatrix} \nabla q \right),$$

and under mild conditions, in $t \rightarrow \infty$, it converges to $p_2(x, v) \propto \exp(-(f(x) + |v|^2/2\gamma))$, making the marginal density function for x the target $p(x)$.

The underdamped Langevin Monte Carlo algorithm, U-LMC, can be viewed as a numerical solver to (4). In each step, we sample $(x^{m+1}, v^{m+1}) \in \mathbb{R}^{2d}$ as a Gaussian random variable determined by (x^m, v^m) with the following expectation and covariance:

$$\begin{aligned} \mathbb{E}x^{m+1} &= x^m + \frac{1}{2} (1 - e^{-2h}) v^m - \frac{\gamma}{2} \left(h - \frac{1}{2} (1 - e^{-2h}) \right) \nabla f(x^m), \\ \mathbb{E}v^{m+1} &= v^m e^{-2h} - \frac{\gamma}{2} (1 - e^{-2h}) \nabla f(x^m), \\ \text{Cov}(x^{m+1}) &= \gamma \left[h - \frac{3}{4} - \frac{1}{4} e^{-4h} + e^{-2h} \right] \cdot I_d, \quad \text{Cov}(v^{m+1}) = \gamma [1 - e^{-4h}] \cdot I_d, \\ \text{Cov}(x^{m+1}, v^{m+1}) &= \frac{\gamma}{2} [1 + e^{-4h} - 2e^{-2h}] \cdot I_d. \end{aligned} \quad (5)$$

We here used the notation \mathbb{E} to denote the expectation, and $\text{Cov}(a, b)$ to denote the covariance of a and b . If $b = a$, we abbreviate it to $\text{Cov}(a)$. The scheme can be interpreted as sampling from the following dynamics in each time interval:

$$\begin{cases} X_t = x^m + \int_0^t V_s \, ds \\ V_t = v^m e^{-2t} - \frac{\gamma}{2}(1 - e^{-2t})\nabla f(x^m) + \sqrt{4\gamma}e^{-2t} \int_0^t e^{2s} \, dB_s \end{cases}$$

with $x^{m+1} = X_h$ and $v^{m+1} = V_h$, and h is the time step.

The underdamped Langevin Monte Carlo demonstrates a faster convergence rate (Cheng et al., 2018) than O-LMC. Due to the introduction of V in (4), the trajectory X_t is smoother than that of V_t whose smoothness is determined by the Brownian motion B_t . As a result, a higher-order discretization is possible for this augmented dynamics. Without the assumption on the hessian of f being Lipschitz, the number of iterations is $\tilde{O}(\sqrt{d}/\epsilon)$ to achieve ϵ accuracy. A high (3rd) order discretization was discussed for (4) in (Mou et al., 2019), further enhancing the numerical accuracy to $\tilde{O}(d^{1/4}/\epsilon^{1/2})$ when f is smooth enough. Similar to the discussion for O-LMC in (Dalalyan and Karagulyan, 2019), the authors in (Dalalyan and Riou-Durand, 2018) also studied the error in estimating $\nabla f(x^m)$, but they also assumed the variance is bounded.

2.3 Random coordinate descent (RCD)

The idea of RCD is to surrogate the full gradient in Gradient Descent by a randomly selected partial derivative in each iteration Nesterov (2012). Per iteration, only one partial derivative is computed instead of d , so there is some hope that total cost can be reduced. More specifically one approximates

$$\nabla f \approx d(\nabla f(x) \cdot \mathbf{e}^r) \mathbf{e}^r, \quad (6)$$

where \mathbf{e}^i is the i -th unit direction and r is randomly drawn from $1, 2, \dots, d$. This approximation is consistent in the expectation sense because

$$\mathbb{E}_r(d(\nabla f(x) \cdot \mathbf{e}^r) \mathbf{e}^r) = \nabla f(x).$$

It was shown in (Wright, 2015; Richtarik and Takac, 2011; Nesterov, 2012) that cost reduction is indeed observed, especially when the objective function f is highly skewed in a high dimensional space. Similar ideas were discussed in (Gerencsér, 1997; Kleinman et al., 1999) where SPSA, simultaneous perturbation stochastic approximation, was proposed.

There are many different ways to compute directional derivatives. Automatic differentiation is a strategy used often when the underlying function is composed of many simpler operations, and such composition is explicitly known (Baydin et al., 2018). When the function is complicated itself, one could use the most basic finite differencing method. That is to use $\partial_i f(x) \approx \frac{f(x + \eta \mathbf{e}^i) - f(x - \eta \mathbf{e}^i)}{2\eta}$ at a sacrifice of $O(\eta^2)$ numerical error (assuming enough smoothness of f). For special problems such as the PDE-based inverse problems, raising in atmospheric science and epidemiology (Li et al., 2020), one could further translate the derivative computation into a combination of one forward and one adjoint PDE solves (Martin et al., 2012). Whichever strategy one employs, in some applications, it is true that when ∇f is not explicitly known, the computation of the full gradient costs d times of computing one directional derivative. This makes the saving on d extremely important.

2.4 Variance reduction techniques: SVRG and SAGA

SVRG (stochastic variance reduced gradient) (Johnson and Zhang, 2013) and SAGA (Defazio et al., 2014) (a modified version of SAG (Schmidt et al., 2013), stochastic average gradient) are optimization techniques that are widely used in reducing variance in randomized solvers. In particular, they are introduced to enhance the numerical performance of SGD (stochastic gradient descent). SGD is a stochastic version of Gradient Descent (GD) that looks for the minimization of an objective function that has the form of $f = \sum_{n=1}^N f_n$ with $N \gg 1$. GD requires $\nabla f = \sum_{n=1}^N \nabla f_n$ evaluated at the current sample in each iteration, which amounts to a computation of N gradients. In SGD, one merely randomly selects one ∇f_r to represent the full ∇f . Per iteration, this reduces the cost by N folds. However, due to the random selection process, high variance is induced and that brings large errors. More iterations are then needed to achieve a preset accuracy. SVRG and SAGA are algorithms proposed to reduce this variance, hoping to eliminate the error induced by the randomness and save computational cost overall. We now describe the procedure of SVRG and SAGA.

In SVRG, one has a preset iteration number τ , and the full gradient ∇f is computed only once every τ steps. Between the epochs, per step, only one f_r is selected at random to represent the new gradient. In particular, call \tilde{x} the sample obtained at $k\tau$ -th step with k being an integer, we have the full gradient at this point $\nabla f(\tilde{x})$. In the following $\tau - 1$ steps, per iteration, one f_r is chosen at random and the new gradient is approximated by

$$\nabla f(x) \approx \nabla f(\tilde{x}) + N (\nabla f_r(x) - \nabla f_r(\tilde{x})) . \quad (7)$$

After τ steps, \tilde{x} is updated and one evaluates the full $\nabla f(\tilde{x})$ again. This approximation (7) is unbiased if r is chosen uniformly in the sense that

$$\nabla f(x) = \sum_n \nabla f_n(x) = \mathbb{E}_r [\nabla f(\tilde{x}) + N (\nabla f_r(x) - \nabla f_r(\tilde{x}))] .$$

SAGA is slightly different: it only requires the computation of the full gradient at the initial step. In the later iterations, per iteration, only one f_r is chosen at random to update the full gradient while others are kept untouched. Term $\{g_m^n\}_{i=1}^N$ the m -th step approximation to ∇f_n , then $g_0^n = \nabla f_n(x^0)$. For the following iterations with $m > 1$, r is uniformly randomly picked and $g_m^r = \nabla f_r(x^m)$ while others are kept untouched $g_m^k = g_{m-1}^k$. We then approximate the full gradient using:

$$\nabla f(x^m) \approx \sum_{n=1}^N g_{m-1}^n + N (g_m^r - g_{m-1}^r) . \quad (8)$$

Similar to SVRG, the approximation (8) is unbiased in the sense that

$$\nabla f(x) = \mathbb{E}_r \left[\sum_{n=1}^N g_{m-1}^n + N (\nabla f_r(x) - g_{m-1}^r) \right] .$$

Both techniques are proven to reduce variance for SGD (Johnson and Zhang, 2013; Defazio et al., 2014).

3. Notations and classical results

We unify notions and assumptions, and briefly summarize the classical results in this section.

3.1 Assumptions and the Wasserstein distance

We make standard assumptions on $f(x)$:

Assumption 3.1 *The function f is second-order differentiable, μ -strongly convex and has an L -Lipschitz gradient:*

- *Convex, meaning for any $x, x' \in \mathbb{R}^d$:*

$$f(x) - f(x') - \nabla f(x')^\top (x - x') \geq (\mu/2)|x - x'|^2. \quad (9)$$

- *Gradient is Lipschitz, meaning for any $x, x' \in \mathbb{R}^d$:*

$$|\nabla f(x) - \nabla f(x')| \leq L|x - x'|. \quad (10)$$

These assumptions together mean $\mu I_d \preceq H(f) \preceq L I_d$ where $H(f)$ is the hessian of f . We also define condition number of $f(x)$ as

$$\kappa = L/\mu \geq 1. \quad (11)$$

Furthermore, for O-LMC we assume Lipschitz condition of the hessian:

Assumption 3.2 *Hessian of f is H -Lipschitz, meaning for any $x, x' \in \mathbb{R}^d$:*

$$\|H(f)(x) - H(f)(x')\|_2 \leq H|x - x'|. \quad (12)$$

Throughout the analysis, we utilize the Wasserstein distance as the quantity to measure the distance between two probability measures. For $p \geq 1$, define the Wasserstein distance to be:

$$W_p(\mu, \nu) = \left(\inf_{(X,Y) \in \Gamma(\mu, \nu)} \mathbb{E}|X - Y|^p \right)^{1/p},$$

where $\Gamma(\mu, \nu)$ is the set of distribution of $(X, Y) \in \mathbb{R}^{2d}$ whose marginal distributions are μ and ν respectively for X and Y . These distributions are called the couplings of μ and ν . Here μ and ν can be either probability measures themselves or the measures induced by probability density functions μ and ν . In this paper, we only use $p = 2$.

3.2 Classical O/U-LMC

We now review the classical results regarding O-LMC and U-LMC. The two algorithm are summarized in the following:

The non-asymptotic convergence results have been thoroughly discussed in (Dalalyan and Karagulyan, 2019; Durmus et al., 2019; Durmus and Moulines, 2019) and (Cheng et al., 2018; Dalalyan and Riou-Durand, 2018) for O-LMC and U-LMC respectively. We merely cite the theorems.

Theorem 1 *[(Dalalyan and Karagulyan, 2019) Theorem 5] Assume $h < \frac{2}{\mu+L}$ and f satisfies Assumptions 3.1-3.2. Denote $q_m^O(x)$ the probability density function of x^m computed using O-LMC, and define $W_m = W_2(q_m^O, p)$, the L_2 -Wasserstein distance between $q_m^O(x)$ and p , then we have:*

$$W_m \leq \exp(-\mu m h) W_0 + \left[\frac{H h d}{2\mu} + 3\kappa^{3/2} \mu^{1/2} h d^{1/2} \right]. \quad (14)$$

Algorithm 1 Overdamped/Underdamped Langevin Monte Carlo (O/U-LMC)**Preparation:**

1. Input: h (time stepsize); γ (parameter); d (dimension); M (stopping index); $\nabla f(x)$.
2. Initial: (*overdamped*): x^0 i.i.d. sampled from an initial distribution induced by $q_0(x)$.
(*underdamped*): (x^0, v^0) i.i.d. sampled from the initial distribution induced by $q_0(x, v)$.

Run: For $m = 0, 1, \dots, M$ (*overdamped*): Draw ξ^m from $\mathcal{N}(0, I_d)$:

$$x^{m+1} = x^m - \nabla f(x^m)h + \sqrt{2h}\xi^m. \quad (13)$$

(*underdamped*): Sample (x^{m+1}, v^{m+1}) as Gaussian random variables with expectation and covariance defined in (5).**end****Output:** $\{x^m\}$.

Note that there are two parts in the iteration formula for W_m , the exponentially decaying term, and the remainder term. Without considering the conditioning constants, the remainder term is of the order of hd . To have the Wasserstein distance to be smaller than a preset tolerance, for example, $W_m \leq \epsilon$, we need

$$\exp(-\mu mh) \lesssim \epsilon, \quad \text{and} \quad hd \lesssim \epsilon,$$

which explains $m = \tilde{O}(d/\epsilon)$ in Table 1. Since each iteration requires the computation of the full gradient, meaning d partial derivatives, the total cost is then $\tilde{O}(d^2/\epsilon)$. In Durmus et al. (2019), the authors improved the dependence of the convergence rate on the condition number, with the Lipschitz continuity of the hessian term relaxed.

For the underdamped LMC, we have:

Theorem 2 [(Dalalyan and Riou-Durand, 2018) Theorem 2] Assume f satisfies Assumption 3.1, $\gamma = \frac{1}{L}$ and $h \leq \frac{1}{8\kappa^2\mu}$. Denote $q_m^U(x, v)$ the probability density function of (x^m, v^m) computed using U-LMC, and define $W_m = W_2(q_m^U, p)$, then we have:

$$W_m \leq \sqrt{2}\exp(-0.375mh/\kappa)W_0 + h(\kappa d)^{1/2}. \quad (15)$$

The iteration formula is once again composed of two terms: the exponential term and the remainder, with the remainder being of order $hd^{1/2}$. Setting both terms smaller than ϵ , we have

$$h = \tilde{O}(d^{-1/2}\epsilon), \quad \text{and} \quad m = \tilde{O}(d^{1/2}/\epsilon),$$

making the total number of partial derivative calculations being $\tilde{O}(d^{3/2}/\epsilon)$, as shown in Table 1.

4. Algorithms and Results of RCD-LMC

As seen in Algorithm 1, per iteration, ∇f needs to be approximated at the current sample, and that prompts d partial derivative calculations. If d is big, the computation is expensive.

RCD (random coordinate descent) is a method introduced in optimization to reduce the number of partial derivative calculations from the classical gradient descent. It essentially surrogates the full gradient in the gradient descent method by one directional derivative in each iteration, and thus it naturally reduces the computational cost by d folds per iteration. If we blindly apply this approach to O/U-LMC, we arrive at RCD-O/U-LMC. These two methods were briefly discussed

in (Ding and Li, 2020). It was also shown there that the methods, despite easy to implement and reduce the per-iteration-cost by d folds, the overall cost is, however, not saved due to the larger number of required iterations. This means blindly applying RCD to O/U-LMC is a bad strategy. For the completeness of the paper, we still summarize the results and cite the convergence rate in the following subsections.

We note that the increased numerical cost could be explained by the high variance induced by the randomness in the coordinate selection process. The same issue was encountered in optimization as well, see discussions in (Richtarik and Takac, 2011; Wright, 2015). As a consequence, a lot of efforts have been placed on tuning the probability of the coordinate-drawing, such as incorporating the information hidden in the directional Lipschitz constants. The application of these strategies should be explored in sampling as well, but it is beyond the scope of the current paper and we leave it to future studies. We should also emphasize that the counterexample is a worst-case study. There are plenty of examples where the application of RCD to sampling already gives a numerical boost, but in this paper, we would like to be as general as possible.

4.1 Algorithm

We apply RCD to both O-LMC and U-LMC. This amounts to replacing the gradient terms in (3) and (5) using the approximation (6). The new methods are termed RCD-O-LMC and RCD-U-LMC respectively, and we present them in Algorithm 2.

Algorithm 2 RCD-O/U-LMC

Preparation:

1. Input: h (time stepsize); γ (parameter); d (dimension); M (stopping index); $f(x)$.
2. Initial: (*overdamped*): x^0 i.i.d. sampled from an initial distribution induced by $q_0(x)$.
 (*underdamped*): (x^0, v^0) i.i.d. sampled from the initial distribution induced by $q_0(x, v)$.

Run: For $m = 0, 1, \dots, M$

1. Prepare directional derivative: draw r uniformly from $1, \dots, d$, and compute:

$$F^m = d\partial_r f(x^m)\mathbf{e}^r. \quad (16)$$

2. (*overdamped*): Draw ξ^m from $\mathcal{N}(0, I_d)$:

$$x^{m+1} = x^m - F^m h + \sqrt{2h}\xi^m. \quad (17)$$

(*underdamped*): Sample (x^{m+1}, v^{m+1}) as Gaussian random variables with expectation and covariance defined in (5), replacing $\nabla f(x^m)$ by F^m .

end

Output: $\{x^m\}$.

4.2 Convergence results for RCD-O/U-LMC

We discuss the convergence of Algorithm 2 in this section and compare the results with the classical results for O-LMC (Dalalyan and Karagulyan, 2019) and U-LMC (Cheng et al., 2018).

4.2.1 CONVERGENCE FOR RCD-O-LMC

The theorem we show is:

Theorem 3 Suppose f satisfies Assumptions 3.1-3.2, and h satisfies

$$h < \min \left\{ \frac{1}{9\kappa^2\mu d}, \frac{2}{H^2/(\kappa\mu^2) + \kappa^2\mu/d} \right\}, \quad (18)$$

then we have:

$$W_m \leq \exp(-\mu m h/4) W_0 + 6d(\kappa h)^{1/2}, \quad (19)$$

where $W_m = W_2(q_m^O, p)$ and $q_m^O(x)$ is the probability density function of x^m computed by RCD-O-LMC.

We discuss the proof in Section 7.2. The statement serves as the guidance to tune parameters and estimates the computational complexity. According to (19), for ϵ accuracy, it suffices to choose

$$6\kappa d h^{1/2} \leq \frac{\epsilon}{2}, \quad \text{and} \quad \exp(-\mu h m/4) \leq \frac{\epsilon}{2W_0},$$

which yields

$$h < \frac{\epsilon^2}{24\kappa^2 d^2} \quad \text{and} \quad m h \geq 4/\mu \log(2W_0/\epsilon).$$

For small enough ϵ , this new h restriction is stronger than (18), and this implies $O(d^2/\epsilon^2 \log(W_0^O/\epsilon))$ iterations are needed. Since each iteration requires only one partial derivative computation, the cost is also $\tilde{O}(d^2/\epsilon^2)$. Compared with the classical O-LMC presented in Section 3.2, this cost is in fact $1/\epsilon$ higher.

Remark 4 While the exponential decay term naturally appears due to the convexity, as was done in the classical analysis for O-LMC, the second term of (19) is at the order of $O(h^{1/2}d)$, instead of $O(hd)$ as in O-LMC. This deterioration comes from the extra error term induced by replacing $\nabla f(x^m)$ by F^m . As a consequence, the core of the proof lies in bounding

$$E^m = \nabla f(x^m) - F^m. \quad (20)$$

As shown in Lemma 16, the variance of this term is:

$$\mathbb{E}(|E^m|^2) \lesssim O(d^2).$$

When inserted in the updating formula, this contributes a term of order $O(h^2 d^2)$ and it dominates all other error sources ($O(h^3 d^2)$ as seen in the classical O-LMC). This eventually leads to a worse estimate. See more detailed discussion in Remark 17.

Remark 5 It is a natural question to ask if uniform sampling is necessary. Indeed, in the optimization literature, RCD outperforms GD when the objective function f is skewed, and the coordinates are chosen in a non-uniform way to reflect such skewness. For sampling, we can also use a non-uniform sampling strategy as well.

To this goal, we first denote the probability of choosing i -th direction ϕ_i and

$$\Phi := \{\phi_1, \phi_2, \dots, \phi_d\}, \quad \text{with} \quad \phi_i > 0 \ (\forall i), \quad \text{and} \quad \sum_{i=1}^d \phi_i = 1.$$

Then, in the m -th iteration of RCD-LMC, we replace (16) by

$$F^m = \frac{1}{\phi_r} (\nabla f(x^m) \cdot \mathbf{e}^r) \mathbf{e}^r, \quad (21)$$

where x^m is the m -th iteration sample. This is a valid calculation because this definition is still consistent with ∇f in the expectation sense:

$$\mathbb{E}_r \left(\frac{1}{\phi_r} (\nabla f(x) \cdot \mathbf{e}^r) \mathbf{e}^r \right) = \nabla f(x).$$

However, using a non-uniform sampling strategy will not provide better convergence than the uniform sampling under our setting. This will be discussed in Remark 18.

4.2.2 CONVERGENCE FOR RCD-U-LMC

In the underdamped setting, we have the following theorem:

Theorem 6 Suppose f satisfies Assumption 3.1. Set $\gamma = 1/L$. If h satisfies

$$h < \frac{1}{880d\kappa}, \quad (22)$$

then, we have:

$$W_m \leq 4 \exp(-hm/(8\kappa)) W_0 + Cdh^{1/2}, \quad (23)$$

where $C = 100(\kappa/\mu)^{1/2}$, $W_m = W_2(q_m^U, p_2)$, and $q_m^U(x, v)$ is the probability density function of (x^m, v^m) computed by RCD-U-LMC.

We discuss the proof in Section 8.2. To obtain ϵ accuracy, we simply set both terms $< \epsilon/2$ in (23), and it yields, in addition to (22):

$$h < \frac{\epsilon^2 \mu}{10^4 \kappa d^2}, \quad \text{and} \quad mh \geq 8\kappa \log(8W_0/\epsilon).$$

This leads to $O(d^2/\epsilon^2 \log(W_0/\epsilon))$ number of iterations, and thus the cost is $\tilde{O}(d^2/\epsilon^2)$. Compared with the classical U-LMC as discussed in Section 3.2, this cost is $d^{1/2}/\epsilon$ larger.

Similar to the overdamped case, the estimate for RCD-U-LMC is worse than that for U-LMC due to the newly induced error $E^m = \nabla f(x^m) - F^m$. Once again this term $\mathbb{E}|E^m|^2$ provides a larger error source than other terms ($O(h^3d)$ as seen in the classical U-LMC), and is, upon the application of the iteration formula, represented in the second term in (23). See more details in Remark 24.

4.3 A counter-example

The two theoretical results above suggest that no improvement is seen when RCD is blindly applied to O/U-LMC, if not worse. We cannot argue the sharpness of the two results, but we do provide a counter-example to demonstrate that including RCD to O/U-LMC may not bring computational advantage.

The example is given to show RCD-U-LMC. We assume

$$q_0(x, v) = \frac{1}{(4\pi)^{d/2}} \exp(-|x - \mathbf{u}|^2/2 - |v|^2/2), \quad p_2(x, v) = \frac{1}{(2\pi)^{d/2}} \exp(-|x|^2/2 - |v|^2/2),$$

where $\mathbf{u} \in \mathbb{R}^d$ satisfies $\mathbf{u}_i = 1/8$ for all i . Denote $\{(x^m, v^m)\}$ the sample computed through Algorithm 2 (underdamped) with stepsize h . Denote q_m the probability density function of (x^m, v^m) , then we can show $W_2(q_m, p_2)$ cannot converge too fast.

Theorem 7 [Theorem 4.1 in Ding and Li (2020)] For the example above, choose $\gamma = 1$, and let d, h satisfy

$$d > 1872, \quad h < \frac{1}{1440^2 d},$$

then

$$W_m \geq \exp(-2mh) \frac{\sqrt{d}}{1024} + \frac{d^{3/2}h}{2304}, \quad (24)$$

where $W_m = W_2(q_m^U, p_2)$, and $q_m^U(x, v)$ is the probability density function of (x^m, v^m) computed by RCD-U-LMC.

We note the second term in (24) is rather big. The smallness comes from h , the stepsize, and it needs to be small enough to balance out the influence from $d^{3/2} \gg 1$. This puts a strong restriction on h . Indeed, to have ϵ -accuracy, $W(q_m^U, p_2) \leq \epsilon$, we need both terms smaller than ϵ , and this term suggests that $h \leq \frac{2304\epsilon}{d^{3/2}}$ at least. And when combined with restriction from the first term, we arrive at the conclusion that at least $\tilde{O}(d^{3/2}/\epsilon)$ iterations are needed, and thus $\tilde{O}(d^{3/2}/\epsilon)$ partial derivative calculations are required. The d dependence is $d^{3/2}$. This is exactly the same as what U-LMC requires, meaning RCD-U-LMC brings no computational advantage over U-LMC.

5. Variance reduction techniques

Blindly applying RCD to LMC does not bring any numerical savings. In the analysis, the biggest contribution to the large error (the remainder term) is induced by the process of randomly selecting directional derivatives. In this section we propose two variance reduction methods inspired by SVRG (Johnson and Zhang, 2013) and SAGA (Defazio et al., 2014) and apply them to RCD-O/U-LMC (and thus four algorithms in total). We will prove that while the numerical cost per iteration is reduced by d -folds, the number of iterations needed for achieving the preset accuracy is mostly unchanged compared to the classical LMC. This ultimately saves the total cost.

5.1 Algorithms

5.1.1 SVRG BASED VARIANCE REDUCTION METHOD

As presented in Section 2.4, SVRG is an optimization technique introduced to reduce variance in SGD in its random selection process. Only one representative gradient is computed per iteration, unless the iteration number is an integer times τ , when all gradients are evaluated. It has been proved in (Johnson and Zhang, 2013) that the approach enhances the SGD performance.

Inspired by this method, we propose SVRG-O/U-LMC, as summarized in Algorithm 3. In this algorithm, we compute the full gradient ∇f at $k\tau$ time-step for all integers k , and during the epochs, per iteration, we merely update one directional derivative chosen at random.

5.1.2 SAGA BASED VARIANCE REDUCTION METHOD

SAGA is also a technique introduced in optimization to reduce the variance of SGD. It starts with a full gradient, and in each step, simply updates the gradient of one randomly selected representative function.

Inspired by the approach, we propose our Algorithm 4, in which we compute the full gradient only in the first round of iteration, and keep updating one randomly selected directional derivative per iteration. We term the method Random Coordinate Averaging Descent-O/U-LMC (RCAD-O/U-LMC).

Algorithm 3 SVRG-O(U)-LMC

Preparation:

1. Input: h (time stepsize); τ (epoch length); γ (parameter); M (stopping index); d (dimension) and $f(x)$.

2. Initial: (*overdamped*): x^0 i.i.d. sampled from an initial distribution induced by $q_0(x)$.

(*underdamped*): (x^0, v^0) i.i.d. sampled from the initial distribution induced by $q_0(x, v)$.

Run: For $m = 0, 1, \dots, M$

if $m \bmod \tau = 0$ **then** update \hat{g} and compute flux F^m :

$$F_i^m = \hat{g}_i = \partial_i f(x^0), \quad 1 \leq i \leq d. \quad (25)$$

otherwise

 Draw a random number r^m uniformly from $1, 2, \dots, d$ and compute

$$g_{r^m}^m = \partial_{r^m} f(x^m), \quad F^m = \hat{g} + d(g_{r^m}^m - \hat{g}_{r^m}) \mathbf{e}^{r^m}. \quad (26)$$

end if

 (*overdamped*): Draw ξ^m from $\mathcal{N}(0, I_d)$:

$$x^{m+1} = x^m - F^m h + \sqrt{2h} \xi^m. \quad (27)$$

 (*underdamped*): Sample (x^{m+1}, v^{m+1}) as Gaussian random variables with expectation and covariance defined in (5), replacing $\nabla f(x^m)$ by F^m .

end

Output: $\{x^m\}$.

5.2 Convergence and numerical cost analysis

We now discuss the convergence of SVRG/RCAD-O-LMC and SVRG/RCAD-U-LMC. In the classical papers (Durmus et al., 2019; Dalalyan and Karagulyan, 2019; Cheng et al., 2018; Dalalyan and Riou-Durand, 2018) that discuss the convergence of O/U-LMC, the authors indeed discussed the numerical error in approximating the gradients, but both papers require that the variance of the error is bounded. The random coordinate selection process is rather complicated, making their results hard to apply. One related work is (Chatterji et al., 2018), where the authors construct a Lyapunov function to study the convergence of SG-MCMC. Our proof for the convergence of SVRG/RCAD-O-LMC is inspired by its technicalities. In (Cheng et al., 2018; Chatterji et al., 2018), a contraction map is used for U-LMC, but such a map cannot be directly applied in our situation because the variance depends on the entire trajectory of samples. Furthermore, the history of the trajectory is reflected in each iteration, deeming the process to be non-Markovian. We need to re-engineer the iteration formula accordingly for tracing the error propagation.

5.2.1 CONVERGENCE FOR SVRG/RCAD-O-LMC

For SVRG-O-LMC, We have the following theorem.

Theorem 8 *Suppose f satisfies Assumptions 3.1-3.2 and h satisfies*

$$h < \min \left\{ \frac{1}{400d\kappa^2\mu}, \frac{1}{10\tau \max\{\mu, 1\}} \right\}. \quad (31)$$

Algorithm 4 RCAD-O(U)-LMC**Preparation:**

1. Input: h (time stepsize); γ (parameter); M (stopping index); d (dimension) and $f(x)$.
2. Initial: (*overdamped*): x^0 i.i.d. sampled from the initial distribution induced by $q_0(x)$ and calculate $g^0 \in \mathbb{R}^d$:

$$g_i^0 = \partial_i f(x^0), \quad 1 \leq i \leq d. \quad (28)$$

(*underdamped*): (x^0, v^0) i.i.d. sampled from the initial distribution induced by $q_0(x, v)$ and calculate $g^0 \in \mathbb{R}^d$ as (28).

Run: For $m = 0, 1, \dots, M$

1. Draw a random number r^m uniformly from $1, 2, \dots, d$.
2. Calculate g^{m+1} and flux $F^m \in \mathbb{R}^d$ by letting $g_i^{m+1} = g_i^m$ for $i \neq r^m$ and

$$g_{r^m}^{m+1} = \partial_{r^m} f(x^m), \quad F^m = g^m + d(g_{r^m}^{m+1} - g_{r^m}^m) \mathbf{e}^{r^m}. \quad (29)$$

3. (*overdamped*): Draw ξ^m from $\mathcal{N}(0, I_d)$:

$$x^{m+1} = x^m - F^m h + \sqrt{2h} \xi^m. \quad (30)$$

(*underdamped*): Sample (x^{m+1}, v^{m+1}) as a Gaussian random variable with expectation and covariance defined in (5), replacing $\nabla f(x^m)$ by F^m .

end

Output: $\{x^m\}$.

Denote $W_m = W_2(q_m^O, p)$, q_m^O the density of the sample x^m computed from Algorithm 3 (*overdamped*), and p the target density function, then we have

$$W_m \leq \exp\left(-\frac{\mu h m}{32}\right) W_0 + \left[h^{3/2} \tau d C_1 + h \tau^{1/2} d C_2\right], \quad (32)$$

where

$$C_1 = 30\kappa^{3/2}\mu, \quad C_2 = 50\kappa\sqrt{\mu} + 5\sqrt{\kappa^3\mu/d + 2H^2/\mu^2}.$$

We leave the proof to Section 7.3 and simply discuss the numerical cost here. Suppose we set $\tau = d$. And we preset the desired accuracy to be ϵ , meaning we wish to obtain $W_2(q_m^O, p) \leq \epsilon$, then we can simply choose to set all terms in (32) less than $\epsilon/3$. The latter two terms give the constraints to h while the first one gives the constraint on m , meaning in addition to the requirement (31), we have:

$$h \lesssim \min\left\{\frac{\epsilon^{2/3}}{d^{4/3}C_1^{2/3}}, \frac{\epsilon}{d^{3/2}C_2}\right\}, \quad \text{and} \quad mh \gtrsim \frac{1}{\mu} \log\left(\frac{W_0}{\epsilon}\right).$$

For small ϵ and large d , $h < \frac{\epsilon}{d^{3/2}C_2}$ is the most restrictive one, and it leads the cost $m > \tilde{O}(d^{3/2}/\epsilon)$. Since in most iterations (unless $k\tau$) one only calculates one directional derivative, the total computational cost is $\tilde{O}(d^{3/2}/\epsilon)$.

For RCAD-O-LMC, We have the following theorem.

Theorem 9 [Theorem 5.1 in Ding and Li (2020)] Suppose f satisfies Assumptions 3.1-3.2 and h satisfies

$$h < \frac{1}{3(1+9d)\kappa^2\mu}. \quad (33)$$

Denote $W_m = W_2(q_m^O, p)$, q_m^O the density of the sample x^m computed from Algorithm 4 (overdamped), and p the target density function, then we have

$$W_m \leq \sqrt{2} \exp(-\mu h m / 4) W_0 + 2h \sqrt{d^3 C_1 + d^2 C_2}. \quad (34)$$

Here $C_1 = 77\kappa^2\mu$, $C_2 = H^2/\mu^2 + \kappa^3\mu/d$.

We omit the detailed proof for Theorem 9. Interested readers are referred to the appendix of (Ding and Li, 2020). The sketch of the proof is presented in Section 7.4. We here discuss the computational cost. Suppose we present the desired accuracy to be ϵ , then we can simply choose h to set both terms in (34) less than $\epsilon/2$, and it leads to, in addition to (33)

$$h \lesssim \frac{\epsilon}{d^{3/2} \sqrt{C_1 + C_2/d}}, \quad \text{and} \quad mh \gtrsim \frac{1}{\mu} \log \left(\frac{W_0}{\epsilon} \right).$$

For small ϵ , the new constraint of h dominates, and this leads to the cost $m > \tilde{O}(d^{3/2}/\epsilon)$.

We emphasize that in Theorem 8 and Theorem 9 we require both Assumptions 3.1 and 3.2. The second assumption is on the continuity of the hessian term. If this is relaxed, the convergence still holds true, with a degraded numerical cost. The cost will be $\tilde{O}(\max\{d^{3/2}/\epsilon, d/\epsilon^2\})$. But compared to $\tilde{O}(d^2/\epsilon^2)$ required by the classical O-LMC, the algorithms with reduced variance still outperform. The proof is the same, and we omit it from the paper.

Remark 10 *We have two comments:*

- Compare Theorem 3, 8 and 9, the three theorems for overdamped LMC methods, it is rather clear that the dependence on h and m in the exponential is the same. Since m and h have the same order, then for ϵ accuracy, $m \sim \frac{1}{h}$. The h requirement, however, mainly comes from the form of the second term. It is the quality of this term that determines the final numerical cost. In particular, in Theorem 3, h 's dependence on d is at the power of -2 , but in Theorem 8 and 9, such dependence reduces to $-3/2$. This explains the improvement from RCD to SVRG and RCAD in the overdamped setting, as presented in Table 1.
- As presented in Remark 4, the major error term that needs to be improved is the second term in (19), which is mainly induced by the variance term $\mathbb{E}|E^m|^2$ that measures the distance between $\nabla f(x^m)$ and F^m . When a variance reduction technique is integrated, we can find a better estimate for $\nabla f(x^m)$, reducing the error $\mathbb{E}|E^m|^2$, and improving the final convergence bound. In particular, as will be shown in Lemma 19 and Lemma 20, we roughly obtain, for SVRG-O-LMC and RCAD-O-LMC respectively,

$$\mathbb{E}|E^m|^2 \leq O(h^2 d^2 \tau^2 + h d^2 \tau) \quad \text{and} \quad \mathbb{E}|E^m|^2 \leq O(h^2 d^4 + h d^3).$$

Under the condition $\tau = d$ and $h \lesssim \frac{1}{d}$, both terms, when inserted in the iteration, contribute an error term of order $O(h^3 d^3)$. Since h necessarily is negatively bounded by d ($h \lesssim \frac{1}{d^2}$ in RCD-LMC and $h \lesssim \frac{1}{d^{3/2}}$ in SVRG/RCAD-O-LMC), this is an improvement over RCD-O-LMC ($O(h^2 d^2)$). More details can be found at the end of Section 7.3 and 7.4.

5.2.2 CONVERGENCE FOR SVRG/RCAD-U-LMC

For SVRG-U-LMC, We have the following theorem.

Theorem 11 Suppose f satisfies Assumptions 3.1, $\gamma = 1/L$, and h satisfies

$$h \leq \min \left\{ \frac{1}{1648\kappa d}, \frac{1}{40\tau} \right\}, \quad (35)$$

then, with $C_1 = 200\sqrt{\frac{\kappa}{\mu}}$ and $C_2 = 240/\sqrt{\mu}$:

$$W_m < 4 \exp \left(-\frac{hm}{32\kappa} \right) W_0 + hd^{1/2}C_1 + h^{3/2}\tau dC_2. \quad (36)$$

Here $W_m = W_2(q_m^U, p_2)$, and q_m^U denotes the density of the sample (x^m, v^m) derived from Algorithm 3 (underdamped), and p_2 is the target density function.

We leave the proof to Section 8.3. The theorem gives us the strategy of choosing parameters: to achieve ϵ -accuracy, meaning to have $W_m \leq \epsilon$, we can set all terms in (36) less than $\epsilon/3$, and it leads to, when $\tau = d$, in addition to (35)

$$h \lesssim \min \left\{ \frac{\epsilon}{d^{1/2}C_1}, \frac{\epsilon^{2/3}}{d^{4/3}C_2^{2/3}} \right\}, \quad \text{and} \quad mh \gtrsim \kappa \log \left(\frac{4W_0}{\epsilon} \right).$$

It is hard to balance the smallness of ϵ and the largeness of d , and we keep both restrictions, this means $m > \tilde{O} \left(\max \left\{ \frac{d^{4/3}}{\epsilon^{2/3}}, \frac{d^{1/2}}{\epsilon} \right\} \right)$.

For RCAD-U-LMC, we have the following theorem:

Theorem 12 [Theorem 5.2 in Ding and Li (2020)] Assume $f(x)$ satisfies Assumption 3.1, $\gamma = 1/L$, and h satisfies

$$h \leq \frac{1}{1648\kappa d}, \quad (37)$$

then, with $C_1 = 200\sqrt{\frac{\kappa}{\mu}}$ and $C_2 = 200/\sqrt{\mu}$:

$$W_m \leq 4\sqrt{2} \exp \left(-\frac{hm}{8\kappa} \right) W_0 + hd^{1/2}C_1 + h^{3/2}d^2C_2, \quad (38)$$

where $W_m = W_2(q_m^U, p_2)$ and q_m^U is the density of the sample (x^m, v^m) derived from Algorithm 4 (underdamped).

The proof of this theorem is referred to (Ding and Li, 2020), and we sketch the main strategy in Section 8.4. Here we only discuss computational cost. To achieve ϵ -accuracy, meaning to have $W_m \leq \epsilon$, we can choose all terms in (38) less than $\epsilon/3$. This gives, in addition to (37).

$$h \lesssim \min \left\{ \frac{\epsilon}{d^{1/2}C_1}, \frac{\epsilon^{2/3}}{d^{4/3}C_2^{2/3}} \right\}, \quad \text{and} \quad mh \gtrsim \kappa \log \left(\frac{4\sqrt{2}W_0}{\epsilon} \right).$$

For small ϵ and large d , the second term in the h bound is smaller than the third term, and this means $m > \tilde{O} \left(\max \left\{ \frac{d^{4/3}}{\epsilon^{2/3}}, \frac{d^{1/2}}{\epsilon} \right\} \right)$.

Remark 13 The improvement observed in the underdamped case is an analogy to that seen for the overdamped case. By integrating variance reduction techniques, we have a better estimate of $\nabla f(x^m)$, and this reduces the cost of $\mathbb{E}|E^m|^2$. The control of this term is presented in Lemma 25 and Lemma 26 respectively. More detailed discussion can be found at the end of Section 8.3 and 8.4.

6. Numerical result

In this section, we test the efficiency of variance reduction method using two examples:

- Example 1: In this example, our target distribution is $\mathcal{N}(0, I_d)$ with $d = 1000$, meaning

$$p(x) \propto \exp \left(- \sum_{i=1}^d \frac{|x_i|^2}{2} \right).$$

The initial distributions, for the overdamped and underdamped situations respectively, are $\mathcal{N}(\mathbf{0.5}, I_d)$ and $\mathcal{N}(\mathbf{0.5}, I_{2d})$. We run RCD-O/U-LMC, RCAD-O/U-LMC and SVRG-O/U-LMC with $N = 5 \times 10^5$ particles with different stepsizes h , and test expectation estimation error by calculating

$$\text{Error} = \left| \frac{1}{N} \sum_{i=1}^N \phi(x^i) - \mathbb{E}_p(\phi) \right|, \quad (39)$$

where ϕ is the test function. In Figure 1, we show the error with $\phi(x) = |x_1|^2$ using different stepsizes. In both underdamped and overdamped cases, the improvement of convergence rate is immediate when variance reduction techniques are added.

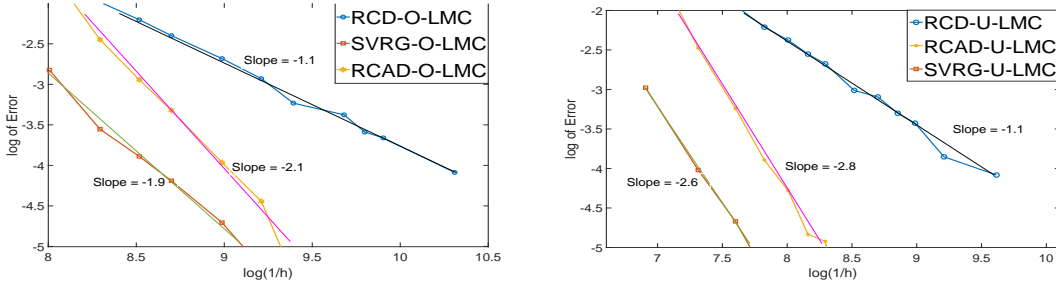


Figure 1: Decay of Error of LMC in overdamped (left) and underdamped (right) settings.

- Example 2: In this example, our target distribution is the summation of two Gaussians whose density is

$$p(x) \propto \exp \left(- \sum_{i=1}^d \frac{|x_i - 2|^2}{2} \right) + \exp \left(- \sum_{i=1}^d \frac{|x_i + 2|^2}{2} \right).$$

This target distribution has two peaks and does not satisfy the assumptions in this paper. However, the experimental results still suggest the outperformance when variance reduction is imposed. We choose $d = 1000$ and $N = 10^6$ particles. The initial distributions, for the overdamped and underdamped situations respectively, are $\mathcal{N}(\mathbf{0}, I_d)$ and $\mathcal{N}(\mathbf{0}, I_{2d})$. We run RCD-O/U-LMC, RCAD-O/U-LMC, SVRG-O/U-LMC with different h , and calculate error using (39) with $\phi(x) = |x_1|^2$. In both underdamped and overdamped settings, including variance reduction methods provide better accuracy, as shown in Figure 2.

- Example 3 (Generalized linear regression) : In this example, we consider the following linear regression problem:

$$b = x \cdot a + \eta, \quad (40)$$

where $a, x \in \mathbb{R}^d$ and η , the noise is a real-valued random variable satisfying $p_{\text{nos}}(\eta)$. Suppose $p_{\text{nos}}(\eta)$ is known, and one is given a set of data $\{(a_i, b_i)\}_{i=1}^I$ to infer x . According to the Bayes'

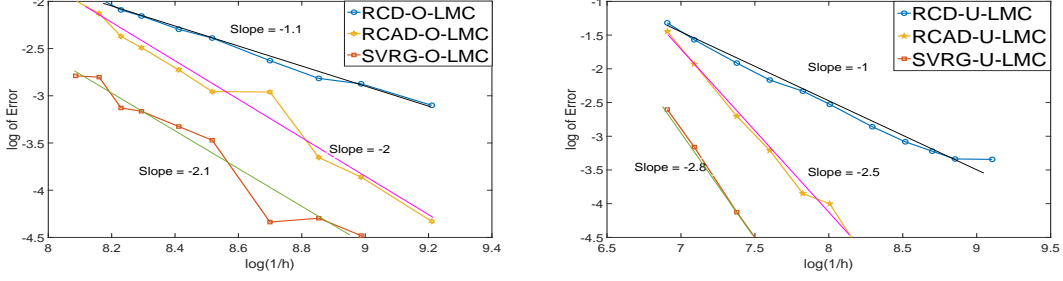


Figure 2: Decay of Error of LMC in overdamped (left) and underdamped (right) settings.

rule, given the prior distribution of x , termed p_{prior} , the posterior distribution, also our target distribution is:

$$p(x) = p_{\text{pos}}(x) \propto p_{\text{prior}}(x) \prod_{i=1}^I p_{\text{nos}}(b_i - x \cdot a_i). \quad (41)$$

Now we look for samples sampled according to p_{pos} . In the test, we choose $d = 100$, $x = \mathbf{1}$ and generate $I = 100$ data pairs. We further set the prior to be $\mathcal{N}(\mathbf{0}, I_d)$, and we evaluate the algorithms with two different choices of p_{nos} . In the first choice, this noise distribution is $\mathcal{N}(0, 1)$, and in the second choice, we set:

$$p_{\text{nos}}(\eta) \propto \exp\left(-\frac{|\eta|^2 + \cos(\eta)}{2}\right). \quad (42)$$

All six algorithms, RCD-O/U-LMC, RCAD-O/U-LMC, SVRG-O/U-LMC are run with $N = 10^6$. The error is calculated using (39) with $\phi(x) = |x|$, where $\mathbf{x} = (x_1, x_2, \dots, x_{10})$ is the first ten components of x .

In Figure 3 and 4, η satisfies standard Gaussian and (42) respectively. In both cases, the variance reduction methods converge faster.

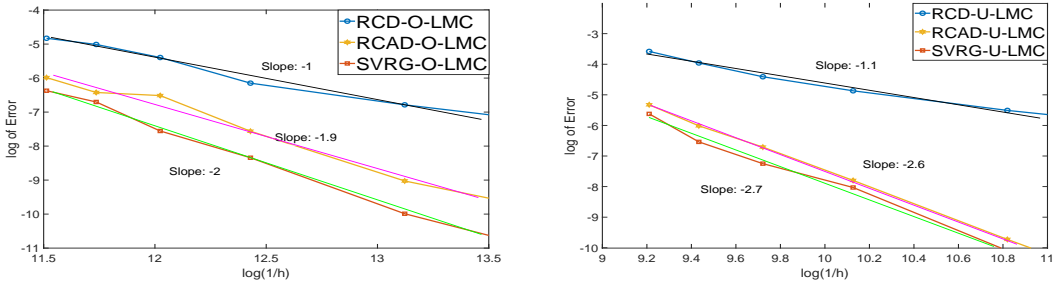


Figure 3: Decay of Error of LMC in overdamped (left) and underdamped (right) settings.

7. Proof of convergence results for O-LMC

We analyze the three O-LMC methods (RCD-O-LMC, SVRG-O-LMC, and RCAD-O-LMC) together in this section.

Before diving into details, we quickly summarize the proving strategy. Recall that the target distribution p is merely the equilibrium of the SDE (1). This means, if a particle prepared at the initial stage is drawn from p , then following the dynamics of SDE (1), the distribution of this particle will continue to be p . In the analysis below, we call the trajectory of this particle y_t , and the sequence generated by this particle evaluated at discrete time y^m . Essentially we evaluate how

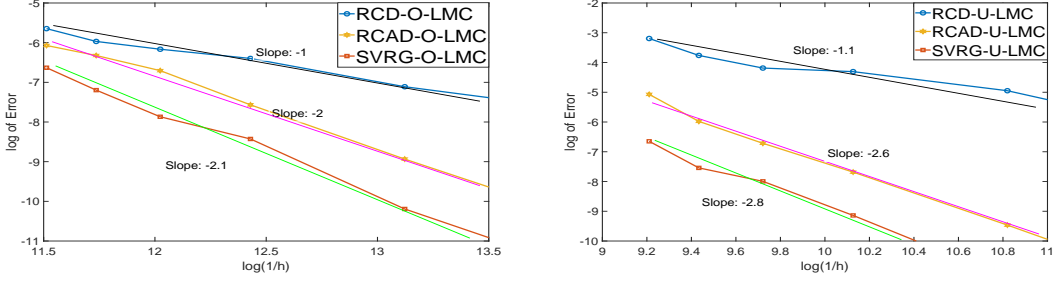


Figure 4: Decay of Error of LMC in overdamped (left) and underdamped (right) settings.

quickly x^m converges to y^m as m increases. In particular, we call $\Delta^m = x^m - y^m$ and will derive an iteration formula that shows the convergence of Δ^m .

In evaluating Δ^m , two kinds of error get involved:

1. discretization error in h : this amounts to controlling the discretization error of the SDE (1). To handle this part of the error we employ the estimates in (Dalalyan and Karagulyan, 2019);
2. random coordinate selection process error: this is to measure, at each iteration, how big can $\nabla f(x^m) - F^m$ be. According to the way F^m is defined, it is straightforward to show that the expectation of this error is always 0, but the variance $\mathbb{E}|\nabla f(x^m) - F^m|^2$ can be big. The analysis for the three different methods under O-LMC framework mostly concentrates on giving a bound to this term.

In a way, see details in (53), we can derive the iteration formula:

$$\begin{aligned} \Delta^{m+1} &= y^{m+1} - x^{m+1} = \Delta^m + (y^{m+1} - y^m) - (x^{m+1} - x^m) \\ &= \Delta^m - h(\nabla f(y^m) - \nabla f(x^m)) - \int_{mh}^{(m+1)h} (\nabla f(y_s) - \nabla f(y^m)) \, ds \\ &\quad - h(\nabla f(x^m) - F^m). \end{aligned}$$

The second term on the right-hand side, by using the Lipschitz continuity, will provide $-Lh\Delta^m$, and it produces desirable properties when combined with the first Δ^m . The third term encodes the discretization error in h and was shown to be small in (Dalalyan and Karagulyan, 2019). The last term is the error that comes from the random coordinate selection process, and different methods will give different control.

It turns out that all three O-LMC methods share the same iterative formula for Δ^m . We will derive this formula in Theorem 14. The formula, however, requires the boundedness of a variance term $\mathbb{E}|\nabla f - F|^2$, and all three methods will provide different bounds. In subsection 7.1, we discuss the background and derive the iteration formula. The subsequent three subsections are dedicated to the analysis of the variance term. When combined with Theorem 14, the theorems are immediate.

7.1 Iterative formula for Δ^m

We first rewrite (17), (27), (30) into

$$x^{m+1} = x^m - \nabla f(x^m)h + E^m h + \sqrt{2h}\xi^m, \quad (43)$$

where E^m is defined in (20):

$$E^m = \nabla f(x^m) - F^m.$$

It can be shown that in all three cases, if r^m is chosen uniformly from $1, \dots, d$:

$$\mathbb{E}_{r^m}(E^m) = \mathbf{0}. \quad (44)$$

We simply need to recall the definition of F^m . In RCD, we have:

$$F^m = d\partial_{r^m}f(x^m)\mathbf{e}^{r^m}, \quad (45)$$

and for SVRG-O-LMC it becomes:

$$F^m = \hat{g} + d(g_{r^m}^m - \hat{g}_{r^m})\mathbf{e}^{r^m}, \quad \text{with } g_{r^m}^m = \partial_{r^m}f(x^m), \hat{g} = \nabla f\left(x^{\lfloor \frac{m}{\tau} \rfloor}\right), \quad (46)$$

and for RCAD-O-LMC, it is:

$$F^m = g^m + d(g_{r^m}^{m+1} - g_{r^m}^m)\mathbf{e}^{r^m}, \quad \text{with } g_{r^m}^{m+1} = \partial_{r^m}f(x^m). \quad (47)$$

Taking the expectation with respect to r^m , (44) is straightforward.

We then define the dynamics of y_t to be:

$$y_t = y^0 - \int_0^t \nabla f(y_s) ds + \sqrt{2} \int_0^t dB_s, \quad (48)$$

then, calling $y^m = y_{hm}$, and letting $B_{h(m+1)} - B_{hm} = \sqrt{h}\xi^m$, we have:

$$y^{m+1} = y^m - \int_{mh}^{(m+1)h} \nabla f(y_s) ds + \sqrt{2h}\xi^m. \quad (49)$$

Assume y_0 is a random vector drawn from the target distribution induced by p such that $W_2^2(q_0^O, p) = \mathbb{E}|x^0 - y^0|^2$, we have y_t is drawn from the distribution induced by p for all t .

Denote

$$\Delta^m = y^m - x^m, \quad (50)$$

then

$$W_2^2(q_m^O, p) \leq \mathbb{E}|\Delta^m|^2 = \mathbb{E}|x^m - y^m|^2,$$

where \mathbb{E} takes all randomness into account. We now essentially need to give a bound to Δ^m by comparing (43) and (49).

In Theorem 14 we derive the iteration formula for updating Δ^m .

Theorem 14 *Suppose f satisfies Assumptions 3.1-3.2, if $\{x^m\}$ is defined in (43), $\{y^m\}$ is defined in (49) and $\{\Delta^m\}$ comes from (50), then for any $a > 0$ and $m \geq 0$, we have*

$$\mathbb{E}|\Delta^{m+1}|^2 \leq (1+a)A\mathbb{E}|\Delta^m|^2 + 3(1+a)h^2\mathbb{E}|E^m|^2 + (1+a)h^3B + \left(1 + \frac{1}{a}\right)h^4C, \quad (51)$$

where

$$A = 1 - 2\mu h + 3L^2h^2, \quad B = 2L^2d, \quad C = \frac{1}{2}(H^2d^2 + L^3d). \quad (52)$$

The only formula this lemma requires is (43). There is no assumption added on E^m besides $\mathbb{E}_{r^m}E^m = 0$, and thus this result is applicable to all three algorithms. However, as discussed before, the variance of E^m of these three methods are significantly different. The following three subsections are then dedicated to analyzing this variance term in each different method. These, together with Theorem 14, finally conclude the three theorems for overdamped LMC.

Remark 15 We carefully observe the relations of the four terms in (51).

- The coefficient in front of $\mathbb{E}|\Delta^m|^2$ is $(1+a)A$ where $A \sim 1-h$. Suppose a is chosen to be small enough to make $(1+a)A < 1$ strictly, then we have the hope of having exponential decay. This means a should be of the order of $O(h)$.
- Then we need to handle the remaining three terms. The last two terms come from translating the SDE (1) to O-LMC. This discretization error cannot be removed, and they are of $O(h^3 d^2)$ (since $1/a \sim 1/h$ according to the previous comment). In the ideal case, we would like to have $\mathbb{E}|E^m|^2$ (the variance) term to be negligible. If so, upon the iteration formula, one h drops out, and with taking the square root, the final version of the formula should be in line with $W_m \leq \exp(-hm)W_0 + dh$. This would lead to the estimate of $m = O(\frac{d}{\epsilon})$ for an ϵ accuracy. In the overdamped setting, this would be the best possible sampling scheme one could hope for when we assume the variance term does not contribute much error.

Proof We first divide Δ^{m+1} into several parts:

$$\begin{aligned}
 \Delta^{m+1} &= \Delta^m + (y^{m+1} - y^m) - (x^{m+1} - x^m) \\
 &= \Delta^m + \left(- \int_{mh}^{(m+1)h} \nabla f(y_s) ds + \sqrt{2h} \xi_m \right) - \left(- \int_{mh}^{(m+1)h} F^m ds + \sqrt{2h} \xi_m \right) \\
 &= \Delta^m - \left(\int_{mh}^{(m+1)h} (\nabla f(y_s) - F^m) ds \right) \\
 &= \Delta^m - \left(\int_{mh}^{(m+1)h} (\nabla f(y_s) - \nabla f(y^m) + \nabla f(y^m) - \nabla f(x^m) + \nabla f(x^m) - F^m) ds \right) \\
 &= \Delta^m - h(\nabla f(y^m) - \nabla f(x^m)) - \int_{mh}^{(m+1)h} (\nabla f(y_s) - \nabla f(y^m)) ds \\
 &\quad - h(\nabla f(x^m) - F^m).
 \end{aligned} \tag{53}$$

Note that here $\nabla f(y^m) - \nabla f(x^m)$ can be bounded by Δ^m using the Lipschitz condition, the term $\int (\nabla f(y_s) - \nabla f(y^m)) ds$ reflects the numerical error accumulated in one-step of SDE computation. $\nabla f(x^m) - F^m$ is the E^m term.

Denote

$$\begin{aligned}
 U^m &= \nabla f(y^m) - \nabla f(x^m), \\
 V^m &= \int_{mh}^{(m+1)h} \left(\nabla f(y_s) - \nabla f(y^m) - \sqrt{2} \int_{mh}^s \nabla^2 f(y_r) dB_r \right) ds, \\
 \Phi^m &= \frac{\sqrt{2}}{h} \int_{mh}^{(m+1)h} \int_{mh}^s \nabla^2 f(y_r) dB_r ds,
 \end{aligned}$$

we now have

$$\begin{aligned}
 \Delta^{m+1} &= \Delta^m - hU^m - (V^m + h\Phi^m) - hE^m \\
 &= \Delta^m - V^m - h(U^m + \Phi^m + E^m).
 \end{aligned} \tag{54}$$

Upon getting equation (54) it is time to analyze each term and hopefully derive an induction inequality that states $\mathbb{E}|\Delta^{m+1}|^2 \approx c\mathbb{E}|\Delta^m|^2 + d$ with $c < 1$ and d being of high orders of h , the parameters we can tune. According to Lemma 6 of (Dalalyan and Karagulyan, 2019), we first have

$$\mathbb{E}|V^m|^2 \leq \frac{h^4}{2} (H^2 d^2 + L^3 d), \quad \mathbb{E}|\Phi^m|^2 \leq \frac{2L^2 h d}{3}, \tag{55}$$

and thus we have:

$$\begin{aligned} & \mathbb{E}|U^m + \Phi^m + E^m|^2 \\ &= 3\mathbb{E}|U^m|^2 + 3\mathbb{E}|\Phi^m|^2 + 3\mathbb{E}|E^m|^2, \\ &\leq 3L^2\mathbb{E}|\Delta^m|^2 + 2L^2hd + 3\mathbb{E}|E^m|^2 \end{aligned} \quad (56)$$

where we used the Lipschitz continuity of f for controlling U^m , and (55) for Φ^m .

We then handle the cross terms. For example, due to the independence, (44), and the convexity, we have:

$$\mathbb{E}\langle \Delta^m, \Phi^m \rangle = 0, \quad \mathbb{E}\langle \Delta^m, E^m \rangle = 0, \quad \langle \Delta^m, U^m \rangle \geq \mu|\Delta^m|^2, \quad (57)$$

this means the cross term between first and the third term in the last line (54) leads to $-2Mh\mathbb{E}|\Delta^m|^2$. The cross term produced by the first and the second term, however, can be hard to control, mostly because $\mathbb{E}\langle \Delta^m, V^m \rangle$ is unknown. We now employ Young's inequality, meaning, for any $a > 0$:

$$\mathbb{E}|\Delta^{m+1}|^2 \leq (1+a)\mathbb{E}|\Delta^{m+1} + V^m|^2 + \left(1 + \frac{1}{a}\right)\mathbb{E}|V^m|^2. \quad (58)$$

While the second term is already bounded in (55), the first term of (58), according to (53) becomes:

$$\begin{aligned} \mathbb{E}|\Delta^{m+1} + V^m|^2 &= \mathbb{E}|\Delta^m - h(U^m + \Phi^m + E^m)|^2 \\ &= \mathbb{E}|\Delta^m|^2 - 2h\mathbb{E}\langle \Delta^m, U^m + \Phi^m + E^m \rangle \\ &\quad + h^2\mathbb{E}|U^m + \Phi^m + E^m|^2, \\ &\leq (1 - 2\mu h)\mathbb{E}|\Delta^m|^2 + h^2\mathbb{E}|U^m + \Phi^m + E^m|^2 \end{aligned} \quad (59)$$

where we used (57). Plug (56) into (59), using the definition of the coefficients A, B in (52):

$$\mathbb{E}|\Delta^m - h(U^m + \Phi^m + E^m)|^2 \leq A\mathbb{E}|\Delta^m|^2 + 3h^2\mathbb{E}|E^m|^2 + h^3B. \quad (60)$$

Finally, we plug (55) and (60) into (58) and use the definition of the coefficients C in (52). Then we conclude (51). \blacksquare

7.2 Proof of Theorem 3

As discussed before, the iteration formula for Δ^m in RCD-O-LMC satisfies the formula in Theorem 14, and thus the key is to give a bound to $\mathbb{E}|E^m|^2$ for RCD-O-LMC. For that, we use the following lemma.

Lemma 16 *Suppose f satisfies Assumption 3.1, 3.2, if $\{x^m\}$ is defined in (17) by RCD-O-LMC, $\{y^m\}$ is defined in (49) and $\{\Delta^m\}$ comes from (50), then for all $m \geq 0$:*

$$\mathbb{E}(|E^m|^2) < 2dL^2\mathbb{E}|\Delta^m|^2 + 2d^2L. \quad (61)$$

The proof is shown in Appendix A. Now we are ready to prove Theorem 3.

Proof [Proof of Theorem 3] First, we prove (19). Plug (61) into (51), we have

$$\mathbb{E}|\Delta^{m+1}|^2 \leq (1+a)A'\mathbb{E}|\Delta^m|^2 + (1+a)(6Ld^2h^2 + h^3B) + \left(1 + \frac{1}{a}\right)h^4C,$$

where B and C are kept untouched as in (52) and

$$A' = 1 - 2\mu h + 3L^2h^2 + 6L^2dh^2.$$

Noting $A' < 1 - \mu h$ since

$$h < \frac{1}{3\kappa^2\mu + 6\kappa^2\mu d} = \frac{\mu}{3L^2 + 6L^2d}.$$

To ensure the decay of $\mathbb{E}|\Delta^m|^2$, we need to choose a such that $(1+a)A' = 1 - O(h)$. Set $a = \frac{\mu h/2}{1-\mu h}$ so that

$$(1+a)(1-\mu h) = 1 - \frac{\mu h}{2}, \quad \text{and} \quad 1 + 1/a \leq 2/\mu h,$$

then we have

$$\mathbb{E}|\Delta^{m+1}|^2 \leq \left(1 - \frac{\mu h}{2}\right) \mathbb{E}|\Delta^m|^2 + 2h^2 (6Ld^2 + hB + hC/\mu), \quad (62)$$

where we use $1+a \leq 2$. Using (62) iteratively, we finally have

$$\mathbb{E}|\Delta^m|^2 \leq \left(1 - \frac{\mu h}{2}\right)^m \mathbb{E}|\Delta^0|^2 + 32h\kappa d^2 \leq \exp\left(-\frac{\mu h m}{2}\right) \mathbb{E}|\Delta^0|^2 + 32h\kappa d^2, \quad (63)$$

where we use

$$hB/\mu \leq \kappa d^2, \quad hC/\mu^2 \leq \kappa d^2$$

by $h < \min\left\{\frac{d}{2\kappa\mu}, \frac{2}{H^2/(\kappa\mu^2) + \kappa^2\mu/d}\right\}$. Since

$$(W_m^O)^2 \leq \mathbb{E}|\Delta^m|^2, \quad \mathbb{E}|\Delta^0|^2 = (W_0^O)^2,$$

we have (19). ■

Remark 17 We comment that in the proof, the discretization error terms B and C contribute $O(h^3d^2)$ but the newly induced $\mathbb{E}|E|^2$ term from (61) contributes $O(h^2d^2)$, which eventually becomes the dominating term in (19) aside from the exponential decaying term. This is the term that suggests that the number of required iterations has to be at the order of d^2 .

Remark 18 As mentioned in Remark 5, using non-uniform sampling to select coordinates may not enhance the computation, when f has moderate conditioning. We provide the intuition here.

When f is not skewed, $\kappa = L/\mu \sim 1$. Without loss of generality, we assume f attains its minimal at origin, then:

$$\mu|x|^2 \leq |f(x)| \leq L|x|^2 \Rightarrow |f(x)| \sim |x|^2, \quad (64)$$

and for every $1 \leq i \leq d$

$$\mu|x_i|^2 \leq |\partial_i f(x)|^2 \leq L|x_i|^2 \Rightarrow |\partial_i f(x)|^2 \sim |x_i|^2.$$

When m is large, the distribution of x^m is close to the target distribution. For simplicity, we further assume $x^m \sim p$. The using (21), we calculate the variance of E^m that is defined in (20):

$$\mathbb{E}_r \left(\left| \frac{1}{\phi_r} (\nabla f(x^m) \cdot e^r) e^r - \nabla f(x^m) \right|^2 \right) = \sum_{i=1}^d \left(\frac{1}{\phi_i} - 1 \right) \mathbb{E}|\partial_i f(x^m)|^2 \sim \sum_{i=1}^d \left(\frac{1}{\phi_i} - 1 \right) \mathbb{E}_p(|x_i^m|^2).$$

According to (64), $\mathbb{E}_p(|x_i|^2) \sim 1$, and thus the derivation above becomes:

$$\mathbb{E} \left(\left| \frac{1}{\phi_r} (\nabla f(x^m) \cdot e^r) e^r - \nabla f(x^m) \right|^2 \right) \sim \sum_{i=1}^d \left(\frac{1}{\phi_i} - 1 \right). \quad (65)$$

Noting $\sum_{i=1}^d \phi_i = 1$, the right-hand side of (65) achieves the smallest value when $\phi_i = 1/d$. This recovers the uniform RCD-LMC.

This discussion suggests that the non-uniform selection of coordinates does not bring computational efficiency to RCD-LMC when f has moderate conditioning. We note that the same scenario is observed in optimization (Nesterov, 2012) where the outperformance of RCD over GD crucially depends on the skewness of f . When f is skewed, then the Lipschitz constants in different directions are drastically different. We investigate the conditioning's effect on how coordinates are chosen in (Ding et al., 2020b,a), where we show improvement can be observed if stiffer directions are chosen more frequently.

7.3 Proof of Theorem 8

The strategy for showing SVRG-O-LMC is the same. We first give a bound to the variance term, and then combine the estimate with Theorem 14 for proving the theorem.

Lemma 19 *Suppose f satisfies Assumptions 3.1-3.2, if $\{x^m\}$ is defined in (27) by SVRG-O-LMC, $\{y^m\}$ is defined in (49) and $\{\Delta^m\}$ comes from (50), then for all $m \geq 0$, define*

$$s = \left\lfloor \frac{m}{\tau} \right\rfloor,$$

then we have

$$\mathbb{E}|E^m|^2 \leq 3dL^2 \left[\mathbb{E}|\Delta^m|^2 + \mathbb{E}|\Delta^{s\tau}|^2 + 2h^2Ld\tau^2 + 4hd\tau \right]. \quad (66)$$

We put the proof in Appendix B. Now we are ready to prove Theorem 8

Proof [Proof of Theorem 8] Recall

$$s = \left\lfloor \frac{m}{\tau} \right\rfloor.$$

Use (51), similar to (62), set $a = \frac{\mu h/2}{1-\mu h}$, use $h < \frac{1}{48d\kappa^2\mu} < \frac{\mu}{3L^2}$, we have

$$1 + a = \frac{1 - \mu h/2}{1 - \mu h} < 2, \quad 1 + 1/a = 2/(\mu h),$$

then

$$\begin{aligned} \mathbb{E}|\Delta^{m+1}|^2 &\leq \left(1 - \frac{\mu h}{2}\right) \mathbb{E}|\Delta^m|^2 + 6h^2\mathbb{E}|E^m|^2 + 2h^3B + 2h^3C/\mu \\ &\leq \left(1 - \frac{\mu h}{2}\right) \mathbb{E}|\Delta^m|^2 + 6h^2\mathbb{E}|E^m|^2 + h^3D, \end{aligned} \quad (67)$$

where we set $D = 2B + 2C/\mu$.

Plug (66) into (67),

$$\begin{aligned} \mathbb{E}|\Delta^{m+1}|^2 &\leq \left(1 - \frac{\mu h}{4}\right) \mathbb{E}|\Delta^m|^2 + 18h^2dL^2\mathbb{E}|\Delta^{s\tau}|^2 \\ &\quad + 36h^4\tau^2d^2L^3 + 72\tau d^2h^3L^2 + h^3D, \end{aligned} \quad (68)$$

where we use $h < \frac{1}{72d\kappa^2\mu} = \frac{\mu}{72dL^2}$.

Use (68) iteratively from $s\tau$ to m , we have

$$\begin{aligned} \mathbb{E}|\Delta^m|^2 &\leq \left(1 - \frac{\mu h}{4}\right)^{m-s\tau} \mathbb{E}|\Delta^{s\tau}|^2 + 18h^2(m-s\tau)dL^2\mathbb{E}|\Delta^{s\tau}|^2 \\ &\quad + 36h^4\tau^3d^2L^3 + 72h^3\tau^2d^2L^2 + h^3\tau D. \end{aligned} \quad (69)$$

Since $\mu h \tau < 10$, we have $(1 - \frac{\mu h}{4})^\tau < 1 - \frac{\mu h \tau}{8}$, and with the other $h^2 \tau d L^2$ term, this is still controlled by $1 - \frac{\mu h \tau}{16}$. Therefore, choose $m = (s+1)\tau$ and use $h < \frac{\mu}{400dL^2}$, we have

$$\begin{aligned} \mathbb{E}|\Delta^{(s+1)\tau}|^2 &\leq \left(1 - \frac{\mu h \tau}{16}\right) \mathbb{E}|\Delta^{s\tau}|^2 + 36h^4 \tau^3 d^2 L^3 + 72h^3 \tau^2 d^2 L^2 + h^3 \tau D \\ &< \left(1 - \frac{\mu h \tau}{16}\right)^{s+1} \mathbb{E}|\Delta^0|^2 + 576h^3 \tau^2 d^2 L^3 / \mu + 1152h^2 \tau d^2 L^3 / \mu + 16h^2 D / \mu. \end{aligned} \quad (70)$$

Plug (70) back into (69), use $18h^2 \tau d L^2 < 1$, we have

$$\begin{aligned} \mathbb{E}|\Delta^m|^2 &< \left(\left(1 - \frac{\mu h}{4}\right)^{m-s\tau} + 18h^2 \tau d L^2 \right) \left(1 - \frac{\mu h \tau}{16}\right)^s \mathbb{E}|\Delta^0|^2 \\ &\quad + 650h^3 \tau^2 d^2 L^3 / \mu + 1250h^2 \tau d^2 L^2 / \mu + 17h^2 D / \mu. \end{aligned}$$

Use $h\tau < \frac{1}{10}$ and $18h^2(m-s\tau)dL^2 < \frac{\mu h(m-s\tau)}{16}$, we have

$$\begin{aligned} \left(1 - \frac{\mu h}{4}\right)^{m-s\tau} + 18h^2(m-s\tau)dL^2 &\leq 1 - \frac{\mu h(m-s\tau)}{8} + 18h^2(m-s\tau)dL^2 \leq 1 - \frac{\mu h(m-s\tau)}{16} \\ &\leq \left(1 - \frac{\mu h}{16}\right)^{m-s\tau}, \end{aligned}$$

which implies

$$\mathbb{E}|\Delta^m|^2 < \exp\left(-\frac{\mu h m}{16}\right) \mathbb{E}|\Delta^0|^2 + 650h^3 \tau^2 d^2 L^3 / \mu + 1250h^2 \tau d^2 L^2 / \mu + 17h^2 D / \mu. \quad (71)$$

Taking square root on both sides and use

$$D = 2B + 2C/\mu \leq d^2(4\kappa^2\mu^2/d + \kappa^3\mu^2/d + 2H^2/\mu).$$

Since $\tau \geq 1, d \geq 1$, combine last two terms in (71), we have (32). ■

Similar to the comment at the end of Section 7.2, we here briefly review the d and h dependence. As is the case in Section 7.2, the B term and the C term (glued together to be called the D term here) contribute h^3 . The error induced by $\mathbb{E}|E|^2$ is bounded by (66), when entering (69) is also at the order of h^3 . These two terms combined explain the last term in (32). However we should note that τ is typically set at the order of d , so the d dependence from the newly introduced error in (70) is in fact d^3 as a comparison of d^2 in D . This d^3 term determines the $m \sim d^{3/2}$ dependence in the end.

7.4 Sketch proof of Theorem 9

The same strategy as was used in the previous two subsections is used here to give an estimate to RCAD-O-LMC. We first bound the variance term $\mathbb{E}|E^m|^2$.

We first define a few notations. Define β^m using (47) with the same r^m but replacing x^m with y^m :

$$\beta^0 = \nabla f(y^0) \quad (72)$$

and

$$\beta_{r^m}^{m+1} = \partial_{r^m} f(y^m) \quad \text{and} \quad \beta_i^{m+1} = \beta_i^m \quad \text{if} \quad i \neq r^m. \quad (73)$$

Then we have:

Lemma 20 *Suppose f satisfies Assumptions 3.1-3.2, if $\{x^m\}$ is defined in (30) by RCAD-O-LMC, $\{y^m\}$ is defined in (49), and $\{\Delta^m\}$ comes from (50), then for all $m \geq 0$, we have*

$$\mathbb{E}|E^m|^2 \leq 3dL^2\mathbb{E}|\Delta^m|^2 + 24hL^2d^3[hLd + 1] + 3d\mathbb{E}|\beta^m - g^m|^2. \quad (74)$$

The proof is seen in (Ding and Li, 2020). One big difference between this analysis and the counterparts in the previous two subsections is that the bound of $\mathbb{E}|E^m|^2$ depends on $\nabla f(y^m) - \nabla f(x^m)$, reflected in the $\beta^m - g^m$ term in (74). This term traces the history of the random coordinate selection, and cannot be merely bounded by Δ^m , making the full iteration self-consistent. To overcome the difficulty, we define a Lyapunov function that combines the effect of Δ^m and this particular term $\beta^m - g^m$.

The Lyapunov function is defined as follows:

$$T^m = T_1^m + c_p T_2^m = \mathbb{E}|\Delta^m|^2 + c_p \mathbb{E}|g^m - \beta^m|^2, \quad (75)$$

where c_p will be carefully chosen later. And the relation between T_1 and T_2 are now in the following lemma:

Lemma 21 *Under conditions of Theorem 9, if $\{x^m\}$ is defined in (30), $\{y^m\}$ is defined in (49) and $\{T_1^m, T_2^m\}$ comes from (75), then for any $a > 0, m \geq 0$, there are upper bounds of T_1^m and T_2^m :*

$$T_1^{m+1} \leq (1+a)AT_1^m + (1+a)BT_2^m + (1+a)h^3C + \left(1 + \frac{1}{a}\right)h^4D, \quad (76)$$

and

$$T_2^{m+1} \leq \tilde{A}T_1^m + \tilde{B}T_2^m, \quad (77)$$

where

$$\begin{aligned} A &= 1 - 2\mu h + 3(1 + 3d)L^2h^2, & B &= 9h^2d, \\ C &= 2L^2d + 72L^2d^3[hLd + 1], & D &= \frac{1}{2}(H^2d^2 + L^3d), \\ \tilde{A} &= \frac{L^2}{d}, & \tilde{B} &= 1 - 1/d. \end{aligned}$$

We refer interested readers to the proof in (Ding and Li, 2020), where we present how to choose proper a and c_p in the lemma above to obtain Theorem 9. Here, we still comment on the dependence of h on d again. Due to the complicated Lyapunov function, and the involvement of $\beta^m - g^m$, the intuition is not as straightforward as it was for Theorem 3 and 8. However, according to Lemma 21, \tilde{A} is as small as $1/d$ while \tilde{B} is almost 1, meaning T_2^m barely changes. Moreover, c_p is as small as h^2 and is neglected from the calculation quickly. The dominating terms, in the end, are still the C term and the D term in (76), both of which contribute h^3 . The highest power of d in these two terms is the d^3 term that comes from the last term in C , and this is introduced by $\mathbb{E}|E^m|^2$ in (74). This h^3d^3 term, upon iteration, becomes the h^2d^3 term as shown in the theorem, which finally explains the $d^{3/2}$ power in the numerical cost.

As shown in Theorem 3 and 8, in this theorem, we once again encounter the situation where the error of $\mathbb{E}|E^m|^2$ dominates the term in the final iteration formula.

8. Proof of convergence results for U-LMC

8.1 Iteration formula for U-LMC

Recall the definition $E^m = \nabla f(x^m) - F^m$, as defined in (20).

According to Algorithm 2, 4, all three algorithms can be seen as drawing (x^0, v^0) from distribution induced by q_0^U , and update (x^m, v^m) using the following coupled SDEs:

$$\begin{cases} V_t = v^m e^{-2h} - \gamma \int_{mh}^t e^{-2(t-s)} ds F^m + \sqrt{4\gamma} \int_{mh}^t e^{-2(t-s)} dB_s \\ X_t = x^m + \int_{mh}^t V_s ds \end{cases}, \quad (78)$$

where B_s is the Brownian motion and $(x^{m+1}, v^{m+1}) = (X_{(m+1)h}, V_{(m+1)h})$.

We then define $w^m = x^m + v^m$, and denote $u_m(x, w)$ the distribution of (x^m, w^m) and $u^*(x, w)$ the distribution of (x, w) if $(x, v = w - x)$ is distributed according to density function p_2 . From (Cheng et al., 2018, Lemma 8), we have:

$$|x^m - x|^2 + |v^m - v|^2 \leq 4(|x^m - x|^2 + |w^m - w|^2) \leq 16(|x^m - x|^2 + |v^m - v|^2) \quad (79)$$

and

$$W_2^2(q_m^U, p_2) \leq 4W_2^2(u_m, u^*) \leq 16W_2^2(q_m^U, p_2). \quad (80)$$

Similar to O-LMC, define another trajectory of sampling by setting $(\tilde{x}^0, \tilde{v}^0)$ to be drawn from distribution induced by p_2 , and let $\tilde{x}^m = \tilde{X}_{mh}$, $v^m = \tilde{V}_{mh}$ be samples from $(\tilde{X}_t, \tilde{V}_t)$ that satisfy

$$\begin{cases} \tilde{V}_t = \tilde{v}^0 e^{-2t} - \gamma \int_0^t e^{-2(t-s)} \nabla f(\tilde{X}_s) ds + \sqrt{4\gamma} e^{-2t} \int_0^t e^{2s} dB_s \\ \tilde{X}_t = \tilde{x}^0 + \int_0^t \tilde{V}_s ds \end{cases} \quad (81)$$

with the same Brownian motion as before.

Clearly $(\tilde{X}_t, \tilde{V}_t)$ can be seen as drawn from distribution induced by p_2 for all t , and initially we can pick $(\tilde{x}^0, \tilde{v}^0)$ such that

$$W_2^2(u_0, u^*) = \mathbb{E}(|x^0 - \tilde{x}^0|^2 + |w^0 - \tilde{w}^0|^2).$$

We then also define the error Δ^m :

$$\Delta^m = \sqrt{|\tilde{x}^m - x^m|^2 + |\tilde{w}^m - w^m|^2}. \quad (82)$$

Similar to Theorem 14, we also have an important iteration formula for $|\Delta^m|^2$:

Theorem 22 *Assume f satisfies Assumption 3.1, let $\{(x^m, v^m)\}$ defined in (78), $\{(\tilde{x}^m, \tilde{v}^m)\}$ defined in (81) and $\{\Delta^m\}$ defined in (82), then there exists a uniform constant $D > 0$ such that if h satisfies*

$$h < \frac{1}{100(1 + D)\kappa},$$

then for any $m \geq 0$, we have

$$\mathbb{E}|\Delta^{m+1}|^2 \leq A\mathbb{E}|\Delta^m|^2 + B\mathbb{E}|E^m|^2 + C, \quad (83)$$

where

$$A = 1 - h/(2\kappa) + 480\kappa h^3, \quad B = 10\gamma^2 h^2, \quad C = 30h^3 d/\mu.$$

Proof

We first divide $|\Delta^{m+1}|^2$ into different parts , and compare (78) and (81) for:

$$\begin{aligned}
|\Delta^{m+1}|^2 &= \left| (\tilde{v}^m - v^m)e^{-2h} + (\tilde{x}^m - x^m) + \int_{mh}^{(m+1)h} \tilde{V}_s - V_s ds \right. \\
&\quad \left. - \gamma \int_{mh}^{(m+1)h} e^{-2((m+1)h-s)} \left[\nabla f(\tilde{X}_s) - \nabla f(x^m) \right] ds \right. \\
&\quad \left. + \gamma \int_{mh}^{(m+1)h} e^{-2((m+1)h-s)} E^m ds \right|^2 \\
&\quad + \left| (\tilde{x}^m - x^m) + \int_{mh}^{(m+1)h} \tilde{V}_s - V_s ds \right|^2 \\
&= |J_1^m|^2 + |J_2^m|^2 = |J_1^{r,m} + J_1^{E,m}|^2 + |J_2^m|^2,
\end{aligned}$$

where we denote

$$\begin{aligned}
J_1^{r,m} &= (\tilde{v}^m - v^m)e^{-2h} + (\tilde{x}^m - x^m) + \int_{mh}^{(m+1)h} \tilde{V}_s - V_s ds \\
&\quad - \gamma \int_{mh}^{(m+1)h} e^{-2((m+1)h-s)} \left[\nabla f(\tilde{X}_s) - \nabla f(x^m) \right] ds
\end{aligned} \tag{84}$$

and

$$J_1^{E,m} = \gamma \int_{mh}^{(m+1)h} e^{-2((m+1)h-s)} E^m ds, \quad J_2^m = (\tilde{x}^m - x^m) + \int_{mh}^{(m+1)h} \tilde{V}_s - V_s ds. \tag{85}$$

To control J_1^m , we realize all terms in $J_1^{r,m}$, except V_s , are independent of r^m , and thus,

$$\mathbb{E} \langle J_1^{r,m}, J_1^{E,m} \rangle = -\mathbb{E} \left(\mathbb{E}_{r^m} \left\langle \int_{mh}^{(m+1)h} V_s ds, J_1^{E,m} \right\rangle \right), \tag{86}$$

where all other terms are eliminated during the process of taking \mathbb{E}_{r^m} . Therefore, we can bound $\mathbb{E} |J_1^m|^2$ by

$$\begin{aligned}
\mathbb{E} |J_1^m|^2 &= \mathbb{E} |J_1^{r,m} + J_1^{E,m}|^2 \\
&= \mathbb{E} |J_1^{r,m}|^2 + \mathbb{E} |J_1^{E,m}|^2 + 2\mathbb{E} \langle J_1^{r,m}, J_1^{E,m} \rangle \\
&\leq \mathbb{E} |J_1^{r,m}|^2 + \gamma^2 h^2 \mathbb{E} |E^m|^2 + 2\gamma^2 h^3 \mathbb{E} |E^m|^2,
\end{aligned}$$

where we used

$$\mathbb{E} |J_1^{E,m}|^2 \leq \gamma^2 h^2 \mathbb{E} |E^m|^2$$

and

$$\begin{aligned}
&2\mathbb{E} \langle J_1^{r,m}, J_1^{E,m} \rangle \\
&= -2\mathbb{E} \left\langle \int_{mh}^{(m+1)h} V_s ds, \gamma \int_{mh}^{(m+1)h} e^{-2((m+1)h-s)} ds E^m \right\rangle \\
&= 2\mathbb{E} \left\langle \gamma \int_{mh}^{(m+1)h} \int_{mh}^s e^{-2(s-t)} dt ds E^m, \gamma \int_{mh}^{(m+1)h} e^{-2((m+1)h-s)} ds E^m \right\rangle, \\
&\leq 2\gamma^2 h^3 \mathbb{E} |E^m|^2
\end{aligned}$$

In conclusion, we have

$$\mathbb{E} |\Delta^{m+1}|^2 \leq \mathbb{E} |J_1^{r,m}|^2 + |J_2^m|^2 + (\gamma^2 h^2 \mathbb{E} |E^m|^2 + 2\gamma^2 h^3 \mathbb{E} |E^m|^2), \quad (87)$$

which implies

$$\mathbb{E} |\Delta^{m+1}|^2 \leq \mathbb{E} |J_1^{r,m}|^2 + |J_2^m|^2 + 2\gamma^2 (h^2 + 3h^3) \mathbb{E} |E^m|^2. \quad (88)$$

According to Proposition 28 (113), for any $a > 0$, we have

$$\mathbb{E} |J_1^{r,m}|^2 + |J_2^m|^2 \leq C_1 \mathbb{E} |\Delta^m|^2 + 5(1 + 1/a) \gamma^2 h^4 \mathbb{E} (|E^m|^2) + 5(1 + 1/a) \gamma h^4 d,$$

where

$$C_1 = (1 + a)[1 - h/\kappa + 200h^2] + 80(1 + 1/a)h^4.$$

Plug into (88), we have

$$\mathbb{E} |\Delta^m|^2 \leq C_1 \mathbb{E} |\Delta^m|^2 + C_2 \mathbb{E} |E^m|^2 + C_3, \quad (89)$$

where we use $\gamma L = 1, h < 1$ for:

$$C_2 = \gamma^2 [5(1 + 1/a)h^4 + 8h^2], \quad C_3 = 5(1 + 1/a) \gamma h^4 d.$$

Considering $h \leq \frac{1}{600\kappa}$, we have

$$1 - h/\kappa + 200h^2 \leq 1 - 2h/(3\kappa),$$

and thus by setting a so that

$$1 + a = \frac{1 - h/(2\kappa)}{1 - 2h/(3\kappa)}, \quad \text{which leads } 1 + 1/a \leq 6\kappa/h,$$

we have

$$C_1 \leq 1 - h/(2\kappa) + 480\kappa h^3, \quad C_2 \leq 30\gamma^2 \kappa h^3 + 8\gamma^2 h^2, \quad C_3 \leq 30\kappa \gamma h^3 d.$$

Noting $h < \frac{1}{600\kappa}$, we have $30\kappa h^3 < 2h^2$, making:

$$C_1 \leq A, \quad C_2 \leq B = 10\gamma^2 h^2, \quad C_3 \leq C = 30h^3 d/\mu,$$

finishing the proof. ■

Similar to before we need to make a list of comments:

Remark 23 *Several comments are in order.*

- *The proof is completely independent of $\mathbb{E} |E^m|^2$, meaning the lemma holds true for all U-LMC. The differences between different sampling methods come in through the $\mathbb{E} |E^m|^2$ term that will be analyzed in the following subsections respectively.*
- *Similar to O-LMC, the last term of (83) corresponds to the discretization error of U-LMC. In the ideal case, let us suppose $\mathbb{E} |E^m|^2$ is negligible, then besides the iteration term (A term), the remainder term C is at the order of $h^3 d$. Upon iterations, this will finally lead to a formula similar to $W_m < \exp(-hm)W_0 + hd^{1/2}$. With the same argument as before, we have $h < \frac{\epsilon}{d^{1/2}}$, and $m > 1/h$ for an ϵ accuracy. This is the optimal result one could hope for in the underdamped LMC case. As will be shown below, the $\mathbb{E} |E^m|^2$ is a dominating term for RCD-U-LMC, and such optimal rate is not achieved. However, in the other two cases, $\mathbb{E} |E^m|^2$ is not a dominating term if ϵ is small enough, this means a rate the same as U-LMC is possible for small ϵ .*

8.2 Proof of Theorem 6

To prove Theorem 6, we note that the definition of E is the same as in (20), and the results in Lemma 16 can be recycled:

Proof [Proof of Theorem 6] Recall Lemma 16, we have:

$$\mathbb{E}(|E^m|^2) < 2dL^2\mathbb{E}|\Delta^m|^2 + 2L^2d^2/\mu. \quad (90)$$

Plug (90) into (83), we have

$$\begin{aligned} \mathbb{E}|\Delta^{m+1}|^2 &\leq (A + 2dL^2B)\mathbb{E}|\Delta^m|^2 + 2L^2d^2B/\mu + C \\ &\leq C_1\mathbb{E}|\Delta^m|^2 + 2L^2d^2B/\mu + C. \end{aligned} \quad (91)$$

Recalling

$$A = 1 - h/(2\kappa) + 480\kappa h^3, \quad B = 10\gamma^2 h^2, \quad C = 30h^3d/\mu,$$

we have, due to $\gamma L = 1$:

$$C_1 = 1 - h/(2\kappa) + 480\kappa h^3 + 20dh^2.$$

For h small enough ($h < \frac{1}{880d\kappa}$), it is clear that

$$C_1 < 1 - h/(4\kappa). \quad (92)$$

Plug (92) into (91), we have

$$\mathbb{E}|\Delta^{m+1}|^2 \leq (1 - h/(4\kappa)) \mathbb{E}|\Delta^m|^2 + 20d^2h^2/\mu + 30h^3d/\mu, \quad (93)$$

which implies

$$\begin{aligned} \mathbb{E}|\Delta^m|^2 &\leq \exp(-hm/(4\kappa)) \mathbb{E}|\Delta^0|^2 + 80\kappa d^2h/\mu + 120\kappa h^2d/\mu \\ &\leq \exp(-hm/(4\kappa)) \mathbb{E}|\Delta^0|^2 + 100\kappa d^2h/\mu \end{aligned}$$

after iteration. Taking square root on each term and using (80), we prove (23). ■

Remark 24 *The result comes with no surprise. The discretization error term C contributes $O(h^3d)$ but the newly induced $\mathbb{E}|E|^2$ term from (61) contributes $O(h^2d^2)$. This h^2d^2 term, upon iteration, drops down to hd^2 , which explains the d^2 dependence in the end.*

8.3 Proof of Theorem 11

We first have the lemma bounding $\mathbb{E}|E^m|^2$:

Lemma 25 *Assume f satisfies Assumption 3.1, and let $\{(x^m, v^m)\}$ be defined in algorithm 3 (underdamped), $\{(\tilde{x}^m, \tilde{v}^m)\}$ be defined in (81), then for any $m \geq 0$, call*

$$s = \left\lfloor \frac{m}{\tau} \right\rfloor,$$

we have

$$\mathbb{E}|E^m|^2 \leq 3dL^2 \left[\mathbb{E}|\Delta^m|^2 + \mathbb{E}|\Delta^{s\tau}|^2 + 2\tau^2h^2\gamma d \right]. \quad (94)$$

We put the proof in Appendix C. Now, we are ready to prove the Theorem 11.

Proof [Proof of Theorem 11] Use Theorem 22 (83), we first bound $\mathbb{E}|E^m|^2$ by plugging in Lemma 25 equation (94),

$$\mathbb{E}|\Delta^{m+1}|^2 \leq (A + 3dL^2B)\mathbb{E}|\Delta^m|^2 + 3dL^2B\mathbb{E}|\Delta^{s\tau}|^2 + 6Ld^2\tau^2h^2B + C.$$

Recalling $A = 1 - h/(2\kappa) + 480\kappa h^3$, $B = 10\gamma^2h^2$ and $C = 30h^3d/\mu$, we have

$$A + 3dL^2B \leq 1 - h/(4\kappa), \quad \text{when } h < \frac{1}{1648d\kappa}$$

and thus

$$\mathbb{E}|\Delta^{m+1}|^2 \leq \left(1 - \frac{h}{4\kappa}\right) \mathbb{E}|\Delta^m|^2 + 30h^2d\mathbb{E}|\Delta^{s\tau}|^2 + 30h^3d/\mu + 60\gamma h^4\tau^2d^2. \quad (95)$$

Use $\gamma = \frac{1}{L} = \frac{1}{\kappa\mu}$, we have:

$$\mathbb{E}|\Delta^m|^2 < \left(1 - \frac{h}{4\kappa}\right)^{m-s\tau} \mathbb{E}|\Delta^{s\tau}|^2 + 30h^2(m-s\tau)d\mathbb{E}|\Delta^{s\tau}|^2 + 30h^3\tau d/\mu + 60h^4\tau^2d^2/(\kappa\mu). \quad (96)$$

Similar to (70), by setting $m = (s+1)\tau$, we also have:

$$\begin{aligned} \mathbb{E}|\Delta^{(s+1)\tau}|^2 &< \left(1 - \frac{h\tau}{8\kappa}\right) \mathbb{E}|\Delta^{s\tau}|^2 + 30h^2\tau d\mathbb{E}|\Delta^{s\tau}|^2 + 30h^3\tau d/\mu + 60h^4\tau^3d^2/(\kappa\mu) \\ &< \left(1 - \frac{h\tau}{16\kappa}\right) \mathbb{E}|\Delta^{s\tau}|^2 + 30h^3\tau d/\mu + 60h^4\tau^3d^2/(\kappa\mu), \end{aligned} \quad (97)$$

where we absorb the $30h^2\tau d$ term into $\frac{h\tau}{16\kappa}$ for small enough h (for example when $h < \frac{1}{1648d\kappa}$) in the second inequality. This finally gives:

$$\mathbb{E}|\Delta^{s\tau}|^2 < \left(1 - \frac{h\tau}{16\kappa}\right)^s \mathbb{E}|\Delta^0|^2 + 480h^2d\kappa/\mu + 960h^3\tau^2d^2/\mu. \quad (98)$$

Plug (98) back into (96), we have:

$$\begin{aligned} \mathbb{E}|\Delta^m|^2 &< \left(\left(1 - \frac{h}{4\kappa}\right)^{m-s\tau} + 30h^2(m-s\tau)d\right) \left(1 - \frac{h\tau}{16\kappa}\right)^s \mathbb{E}|\Delta^0|^2 + 510h^2d\kappa/\mu + 1020h^3\tau^2d^2/\mu \\ &< \left(1 - \frac{h}{16\kappa}\right)^m \mathbb{E}|\Delta^0|^2 + 510h^2d\kappa/\mu + 1020h^3\tau^2d^2/\mu \\ &< \exp\left(-\frac{hm}{16\kappa}\right) \mathbb{E}|\Delta^0|^2 + 510h^2d\kappa/\mu + 1020h^3\tau^2d^2/\mu, \end{aligned}$$

where in the first inequality we used $h\tau < 1 \leq \kappa$, and in the second inequality we used $h(m-s\tau) \leq h\tau < \frac{1}{40}$ and $30h^2(m-s\tau)d < 1 - \frac{(m-s\tau)h}{16\kappa}$ to obtain

$$\begin{aligned} \left(1 - \frac{h}{4\kappa}\right)^{m-s\tau} + 30h^2(m-s\tau)d &< 1 - \frac{(m-s\tau)h}{8\kappa} + 30h^2(m-s\tau)d < 1 - \frac{(m-s\tau)h}{16\kappa} \\ &\leq \left(1 - \frac{h}{16\kappa}\right)^{m-s\tau}. \end{aligned}$$

Taking square root on both sides gives the conclusion (36). ■

Again, we discuss the newly introduced error by $\mathbb{E}|E^m|^2$. Take $\tau = d$ in Lemma 25, this part of error is at the order of $h^4 d^4$ when entering the iteration formula with an extra h^2 term from B . By induction, one h drops out and upon taking square root, this part of error is at the order of $h^{3/2} d^2$. Making it smaller than ϵ gives $h < \frac{\epsilon^{2/3}}{d^{4/3}}$. When ϵ is small enough, this is a more relaxed constraint than the original discretization constraint $h < \frac{\epsilon^{1/2}}{d}$.

8.4 Sketch proof of Theorem 12

Similar to section 7.4, we have the following estimation for $\mathbb{E}|E^m|^2$:

Lemma 26 *Assume f satisfies Assumption 3.1, if $\{(x^m, v^m)\}$ is defined in algorithm 4 (underdamped), $\{(\tilde{x}^m, \tilde{v}^m)\}$ is defined in (81), then for any $m \geq 0$, we have*

$$\mathbb{E}(|E^m|^2) \leq 3dL^2\mathbb{E}|\Delta^m|^2 + 24Lh^2d^4 + 3d\mathbb{E}|\beta^m - g^m|^2. \quad (99)$$

We leave out the proof and refer interested readers to (Ding and Li, 2020). Here, β^m and g are defined same as (73) and (47) (y change to \tilde{x}) and we will show the decay of the following Lyapunov function:

$$T^m \triangleq T_1^m + c_p T_2^m = \mathbb{E}(|\tilde{x}^m - x^m|^2 + |\tilde{w}^m - w^m|^2) + c_p \mathbb{E}|g^m - \beta^m|^2, \quad (100)$$

where c_p will be carefully chosen later. And the relation between T_1 and T_2 are now in the following lemma:

Lemma 27 *Under conditions of Theorem 12, if $\{(x^m, v^m)\}$ is defined in algorithm 4 (underdamped), $\{(\tilde{x}^m, \tilde{v}^m)\}$ is defined in (81) and $\{(T_1^m, T_2^m)\}$ comes from (100), then for any $m \geq 0$, we have*

$$T_1^{m+1} < D_1 T_1^m + D_2 T_2^m + D_3, \quad (101)$$

$$T_2^{m+1} \leq \frac{L^2}{d} T_1^m + \left(1 - \frac{1}{d}\right) T_2^m, \quad (102)$$

where

$$D_1 = 1 - h/(2\kappa) + 40h^2d, \quad D_2 = 30\gamma^2h^2d, \quad D_3 = 240\gamma h^4d^4 + 30h^3d/\mu.$$

The proof is found in (Ding and Li, 2020). As in the case of an overdamped algorithm, one needs to tune a and c_p in the lemma above to obtain Theorem 12. The result here is also similar to the previous ones. T_2^m term enters in the Lyapunov function with an h^2 rate and is negligible and the iteration formula is dominated by the D_3 term in (101). There are two main terms here, the $h^4 d^4$ mainly comes from $\mathbb{E}|E^m|^2$ while the $h^3 d$ is from the original iteration formula (83). It is hard to compare which term dominates. Indeed with smaller ϵ , the requirement from the $h^3 d$ term is more restrictive. This gives the last two terms in (38).

Acknowledgments

The work is supported in part by NSF-DMS 1750488, NSF-TRIPODS 1740707, and Wisconsin Alumni Research Foundation. Both authors appreciate valuable discussions with Stephen J. Wright.

Appendix A. Proof of Lemma 16

We prove (61) in this section. Recall the definition of E^m to be

$$E^m = \nabla f(x^m) - F^m.$$

To bound variance of E^m , we consider each component

$$\mathbb{E}(|E^m|^2) = \mathbb{E}(\mathbb{E}_r(|\partial_i f(x^m) - d\partial_r f(x^m)\mathbf{e}_i^r|^2)) = (d-1)\mathbb{E}|\partial_i f(x^m)|^2,$$

where we use r is uniformly chosen from $1, 2, \dots, d$, this implies

$$\mathbb{E}(|E_i^m|^2) = \sum_{i=1}^d \mathbb{E}(|E_i^m|^2) < \mathbb{E}|\nabla f(x^m)|^2 d. \quad (103)$$

Since gradient of f is L -Lipschitz, we have

$$\begin{aligned} |\nabla f(x^m)|^2 &\leq 2|\nabla f(x^m) - \nabla f(y^m)|^2 + 2|\nabla f(y^m)|^2 \\ &\leq 2L^2|x^m - y^m|^2 + 2|\nabla f(y^m)|^2, \end{aligned} \quad (104)$$

and

$$\mathbb{E}|\nabla f(y^m)|^2 \leq dL, \quad (105)$$

where we use $y_t \sim p$ for any t and Lemma 3 in (Dalalyan and Karagulyan, 2019) in the last inequality. Plug (104),(105) into (103), we have

$$\mathbb{E}(|E^m|^2) < 2dL^2\mathbb{E}|\Delta^m|^2 + 2d^2L, \quad (106)$$

which proves (61).

Appendix B. Proof of Lemma 19

Let

$$\tilde{x} = x^{s\tau}, \quad \tilde{y} = y^{s\tau}$$

For $m = s\tau$, according to (26),

$$\mathbb{E}|E^m|^2 = (d-1)\mathbb{E}|\nabla f(x^m) - \nabla f(\tilde{x})|^2 = 0.$$

Therefore, we only need to consider $m > s\tau$, according to (26), we directly have

$$\mathbb{E}|E^m|^2 = (d-1)\mathbb{E}|\nabla f(x^m) - \nabla f(\tilde{x})|^2 \leq dL^2\mathbb{E}|x^m - \tilde{x}|^2, \quad (107)$$

where the last inequality comes from Hölder's inequality. Then, use Hölder's inequality again, we have

$$\mathbb{E}|x^m - \tilde{x}|^2 \leq 3\mathbb{E}|x^m - y^m|^2 + 3\mathbb{E}|y^m - \tilde{y}|^2 + 3\mathbb{E}|\tilde{y} - \tilde{x}|^2, \quad (108)$$

The second term can be further bounded by (49)

$$\mathbb{E}|y^m - \tilde{y}|^2 = \mathbb{E}\left|\int_{s\tau h}^{mh} \nabla f(y_s) ds - \sqrt{2h} \sum_{j=s\tau}^{m-1} \xi^j\right|^2 \leq 2h^2\tau^2\mathbb{E}_p|\nabla f(y)|^2 + 4h\tau d, \quad (109)$$

where we use Hölder's inequality and $y_t \sim p$ for any t in the last inequality. Finally, according to Lemma 3 in (Dalalyan and Karagulyan, 2019) to obtain

$$\mathbb{E}_p|\nabla f(y)|^2 \leq Ld$$

Plug this into (109), combine (107),(108), we obtain (66).

Appendix C. Proof of Lemma 25

The proof is similar to Appendix B

For $m = s\tau$, according to (26),

$$\mathbb{E} |E^m|^2 = (d-1)\mathbb{E} |\nabla f(x^m) - \nabla f(x^{s\tau})|^2 = 0.$$

Therefore, we only need to consider $m > s\tau$, according to (26), we directly have

$$\mathbb{E} |E^m|^2 = (d-1)\mathbb{E} |\nabla f(x^m) - \nabla f(x^{s\tau})|^2 \leq dL^2\mathbb{E} |x^m - x^{s\tau}|^2, \quad (110)$$

where the last inequality comes from Hölder's inequality. Then, use Hölder's inequality again, we have

$$\mathbb{E} |x^m - \tilde{x}|^2 \leq 3\mathbb{E} |x^m - \tilde{x}^m|^2 + 3\mathbb{E} |\tilde{x}^m - \tilde{x}^{s\tau}|^2 + 3\mathbb{E} |\tilde{x}^{s\tau} - x^{s\tau}|^2, \quad (111)$$

The second term can be further bounded by (81)

$$\mathbb{E} |\tilde{x}^m - \tilde{x}^{s\tau}|^2 = \mathbb{E} \left| \int_{s\tau h}^{mh} ds - \sqrt{2h} \sum_{j=s\tau}^{m-1} \xi^j \right|^2 \leq 2h^2\tau^2\mathbb{E}_{p_2} |\tilde{V}|^2, \quad (112)$$

where we use Hölder's inequality and $\tilde{V}_t \sim p$ for any t in the last inequality. Finally, since we have

$$\mathbb{E}_p |\tilde{V}|^2 = \gamma d,$$

plug this into (109), combine (107),(108), we obtain (94).

Appendix D. Key lemmas in the proof of Section 8

In this section, we always assume $h < 1$ and f satisfies assumption 3.1, and all notations come from Section 8.

Proposition 28 $J_1^{r,m}, J_2^m$ are defined in (84) and (85), then for any $a > 0$, we have

$$\mathbb{E} |J_1^{r,m}|^2 + |J_2^m|^2 \leq C_1\mathbb{E} |\Delta^m|^2 + 5(1+1/a)\gamma^2 h^4 \mathbb{E} (|E^m|^2) + 5(1+1/a)\gamma h^4 d, \quad (113)$$

where

$$C_1 = (1+a)[1 - h/\kappa + 200h^2] + 80(1+1/a)h^4.$$

We first introduce four new terms to prove Proposition 28. Denote

$$\begin{aligned} A^m &= (\tilde{v}^m - v^m)(h + e^{-2h}) + (\tilde{x}^m - x^m) \\ &\quad - \gamma \int_{mh}^{(m+1)h} e^{-2((m+1)h-s)} [\nabla f(\tilde{x}^m) - \nabla f(x^m)] ds, \end{aligned} \quad (114)$$

$$\begin{aligned} B^m &= \int_{mh}^{(m+1)h} \tilde{V}_s - V_s - (\tilde{v}^m - v^m) ds \\ &\quad - \gamma \int_{mh}^{(m+1)h} e^{-2((m+1)h-s)} \left[\nabla f(\tilde{X}_s) - \nabla f(\tilde{x}^m) \right] ds, \end{aligned} \quad (115)$$

$$C^m = (\tilde{x}^m - x^m) + \int_{mh}^{(m+1)h} \tilde{v}^m - v^m ds = (\tilde{x}^m - x^m) + h(\tilde{v}^m - v^m), \quad (116)$$

$$D^m = \int_{mh}^{(m+1)h} \tilde{V}_s - V_s - (\tilde{v}^m - v^m) ds, \quad (117)$$

Then, we have the following three lemmas:

Lemma 29 For any $m \geq 0$

$$\mathbb{E} \int_{mh}^{(m+1)h} |\tilde{X}_t - \tilde{x}^m|^2 dt \leq \frac{h^3 \gamma d}{3} \quad (118)$$

and

$$\mathbb{E} \int_{mh}^{(m+1)h} \left| (\tilde{V}_t - V_t) - (\tilde{v}^m - v^m) \right|^2 dt \leq 16h^3 \mathbb{E} |\Delta^m|^2 + \gamma^2 h^3 \mathbb{E} (|E^m|^2) + 0.4\gamma h^5 d, \quad (119)$$

Lemma 30 B^m, D^m are defined in (115),(117), we have for any $m \geq 0$

$$\mathbb{E} |B^m|^2 \leq 32h^4 \mathbb{E} |\Delta^m|^2 + 2\gamma^2 h^4 \mathbb{E} (|E^m|^2) + 2\gamma h^4 d \quad (120)$$

$$\mathbb{E} |D^m|^2 \leq 16h^4 \mathbb{E} |\Delta^m|^2 + \gamma^2 h^4 \mathbb{E} (|E^m|^2) + 0.4\gamma h^6 d \quad (121)$$

Lemma 31 A^m, C^m defined in (114),(116), there exists a uniform constant D such that for any $m \geq 0$

$$\mathbb{E} (|A^m|^2 + |C^m|^2) \leq [1 - h/\kappa + 200h^2] \mathbb{E} |\Delta^m|^2 \quad (122)$$

where $\kappa = L/\mu$ is the condition number of f .

Now, we are ready to prove Proposition 28:

Proof [Proof of Proposition 28] First, we notice that

$$J_1^{r,m} = A^m + B^m, \quad J_2^m = C^m + D^m.$$

By Young's inequality, we have

$$\begin{aligned} \mathbb{E} |J_1^{r,m}|^2 + \mathbb{E} |J_2^m|^2 &= \mathbb{E} |A^m + B^m|^2 + \mathbb{E} |C^m + D^m|^2 \\ &\leq (1+a) (\mathbb{E} |A^m|^2 + \mathbb{E} |C^m|^2) \\ &\quad + (1+1/a) (\mathbb{E} |B^m|^2 + \mathbb{E} |D^m|^2), \end{aligned} \quad (123)$$

where $a > 0$ will be carefully chosen later. Now, the first term of (123) only contains information from previous step, using f is strongly convex, we can bound it using $|\Delta^m|^2$ (shown in Appendix D Lemma 31). To bound the second term, we need to consider difference between x, v at t_{m+1} and t_m , which can be bounded by $|\Delta^m|^2$ and $|E^m|^2$ (shown in Appendix D Lemma 30).

According to Lemma 30-31, we first have

$$\begin{aligned} &\mathbb{E} |J_1^{r,m}|^2 + \mathbb{E} |J_2^m|^2 \\ &\leq (1+a) [1 - h/\kappa + 200h^2] \mathbb{E} |\Delta^m|^2 \\ &\quad + (1+1/a) [80h^4 \mathbb{E} |\Delta^m|^2 + 5\gamma^2 h^4 \mathbb{E} (|E^m|^2) + 5\gamma h^4 d] \\ &= C_1 \mathbb{E} |\Delta^m|^2 + 5(1+1/a)\gamma^2 h^4 \mathbb{E} (|E^m|^2) + 5(1+1/a)\gamma h^4 d, \end{aligned}$$

where in the first inequality we use $1 + h^2 < 2$ and

$$C_1 = (1+a)[1 - h/\kappa + 200h^2] + 80(1+1/a)h^4.$$

■

To complete the proof, we prove three Lemmas one by one:

Proof [Proof of Lemma 29] First we prove (118). According to (81), we have

$$\begin{aligned}
\mathbb{E} \int_{mh}^{(m+1)h} \left| \tilde{X}_t - \tilde{x}^m \right|^2 dt &= \mathbb{E} \int_{mh}^{(m+1)h} \left| \int_{mh}^t \tilde{V}_s ds \right|^2 dt \\
&\leq \int_{mh}^{(m+1)h} (t - mh) \int_{mh}^t \mathbb{E} \left| \tilde{V}_s \right|^2 ds dt \\
&= \int |v|^2 p_2(x, v) dx dv \int_{mh}^{(m+1)h} (t - mh)^2 dt = \frac{h^3 \gamma d}{3},
\end{aligned} \tag{124}$$

where in the first inequality we use Hölder's inequality, and for the second equality we use p_2 is a stationary distribution so that $(\tilde{X}_t, \tilde{V}_t) \sim p_2$ and $\tilde{V}_t \sim \exp(-|v|^2/(2\gamma))$ for any t .

Second, to prove (119), using (78),(81), we first rewrite $(\tilde{V}_t - V_t) - (\tilde{v}^m - v^m)$ as

$$\begin{aligned}
(\tilde{V}_t - V_t) - (\tilde{v}^m - v^m) &= (\tilde{v}^m - v^m) (e^{-2(t-mh)} - 1) \\
&\quad - \gamma \int_{mh}^t e^{-2(t-s)} \left[\nabla f(\tilde{X}_s) - \nabla f(x^m) \right] ds \\
&\quad + \gamma \int_{mh}^t e^{-2(t-s)} ds E^m \\
&= \text{I}(t) + \text{II}(t) + \text{III}(t).
\end{aligned} \tag{125}$$

for $mh \leq t \leq (m+1)h$. Then we bound each term separately:

•

$$\begin{aligned}
\mathbb{E} \int_{mh}^{(m+1)h} |\text{I}(t)|^2 dt &\leq h \mathbb{E} \int_{mh}^{(m+1)h} \left| (\tilde{v}^m - v^m) (e^{-2(t-mh)} - 1) \right|^2 dt \\
&\leq h \int_{mh}^{(m+1)h} (2(t - mh))^2 \mathbb{E} |\tilde{v}^m - v^m|^2 dt \\
&\leq \frac{4h^3}{3} \mathbb{E} |\tilde{v}^m - v^m|^2,
\end{aligned} \tag{126}$$

where we use Hölder's inequality in the first inequality and $1 - e^{-x} < x$ in the second inequality.

•

$$\begin{aligned}
 & \mathbb{E} \int_{mh}^{(m+1)h} |\text{II}(t)|^2 dt \leq \gamma^2 \mathbb{E} \int_{mh}^{(m+1)h} \left| \int_{mh}^t e^{-2(t-s)} [\nabla f(\tilde{X}_s) - \nabla f(x^m)] ds \right|^2 dt \\
 & \leq 2\gamma^2 \mathbb{E} \int_{mh}^{(m+1)h} \left| \int_{mh}^t e^{-2(t-s)} [\nabla f(\tilde{X}_s) - \nabla f(\tilde{x}^m)] ds \right|^2 dt \\
 & \quad + 2\gamma^2 \mathbb{E} \int_{mh}^{(m+1)h} \left| \int_{mh}^t e^{-2(t-s)} [\nabla f(\tilde{x}^m) - \nabla f(x^m)] ds \right|^2 dt \\
 & \leq 2\gamma^2 \int_{mh}^{(m+1)h} (t - mh) \mathbb{E} \int_{mh}^t |\nabla f(\tilde{X}_s) - \nabla f(\tilde{x}^m)|^2 ds dt \\
 & \quad + 2\gamma^2 \int_{mh}^{(m+1)h} (t - mh) \mathbb{E} \int_{mh}^t |\nabla f(\tilde{x}^m) - \nabla f(x^m)|^2 ds dt \\
 & \leq 2\gamma^2 L^2 \int_{mh}^{(m+1)h} (t - mh) \mathbb{E} \int_{mh}^t |\tilde{X}_s - \tilde{x}^m|^2 ds dt \\
 & \quad + 2\gamma^2 L^2 \int_{mh}^{(m+1)h} (t - mh) \mathbb{E} \int_{mh}^t |\tilde{x}^m - x^m|^2 ds dt \\
 & \leq 2\gamma^3 L^2 d \int_{mh}^{(m+1)h} \frac{(t - mh)^4}{3} dt + 2\gamma^2 L^2 \int_{mh}^{(m+1)h} (t - mh)^2 dt \mathbb{E} |\tilde{x}^m - x^m|^2 \\
 & \leq \frac{2\gamma^3 L^2 h^5 d}{15} + \frac{2\gamma^2 L^2 h^3}{3} \mathbb{E} |\tilde{x}^m - x^m|^2,
 \end{aligned} \tag{127}$$

where in the third inequality we use the gradient of f is L -Lipschitz function and we use (118) in the fourth inequality.

•

$$\begin{aligned}
 \mathbb{E} \int_{mh}^{(m+1)h} |\text{III}(t)|^2 dt &= \gamma^2 \mathbb{E} \int_{mh}^{(m+1)h} \left| \int_{mh}^t e^{-2(t-s)} ds E^m \right|^2 dt \\
 &\leq \gamma^2 \int_{mh}^{(m+1)h} (t - mh)^2 dt \mathbb{E}(|E^m|^2) \\
 &\leq \frac{\gamma^2 h^3}{3} \mathbb{E}(|E^m|^2),
 \end{aligned} \tag{128}$$

Plug (126),(127),(128) into (125) and using $\gamma L = 1$, we have

$$\begin{aligned}
 & \mathbb{E} \int_{mh}^{(m+1)h} \left| (\tilde{V}_t - V_t) - (\tilde{v}^m - v^m) \right|^2 dt \\
 & \leq 3 \left(\mathbb{E} \int_{mh}^{(m+1)h} |\text{I}(t)|^2 dt + \mathbb{E} \int_{mh}^{(m+1)h} |\text{II}(t)|^2 dt + \mathbb{E} \int_{mh}^{(m+1)h} |\text{III}(t)|^2 dt \right) \\
 & \leq 4h^3 \left(\mathbb{E} |\tilde{x}^m - x^m|^2 + \mathbb{E} |\tilde{v}^m - v^m|^2 \right) + \gamma^2 h^3 \mathbb{E}(|E^m|^2) + 0.4\gamma h^5 d,
 \end{aligned}$$

using (79), we get the desired result. ■

Proof [Proof of Lemma 30] First, we separate B^m into two parts:

$$\begin{aligned} \mathbb{E}|B^m|^2 &\leq 2\mathbb{E}\left|\int_{mh}^{(m+1)h} \left(\tilde{V}_t - V_t\right) - (\tilde{v}^m - v^m) dt\right|^2 \\ &\quad + 2\mathbb{E}\left|\gamma \int_{mh}^{(m+1)h} e^{-2((m+1)h-t)} \left[\nabla f(\tilde{X}_t) - \nabla f(\tilde{x}^m)\right] dt\right|^2. \end{aligned}$$

And each terms can be bounded:

•

$$\begin{aligned} &\mathbb{E}\left|\int_{mh}^{(m+1)h} \left(\tilde{V}_t - V_t\right) - (\tilde{v}^m - v^m) dt\right|^2 \\ &\leq h\mathbb{E}\int_{mh}^{(m+1)h} \left|\left(\tilde{V}_t - V_t\right) - (\tilde{v}^m - v^m)\right|^2 dt \\ &\leq 16h^4\mathbb{E}|\Delta^m|^2 + \gamma^2 h^4\mathbb{E}(|E^m|^2) + 0.4\gamma h^6 d, \end{aligned} \tag{129}$$

where we use Lemma 29 (119) in the second inequality.

•

$$\begin{aligned} &\mathbb{E}\left|\gamma \int_{mh}^{(m+1)h} e^{-2((m+1)h-t)} \left[\nabla f(\tilde{X}_t) - \nabla f(\tilde{x}^m)\right] dt\right|^2 \\ &\leq h\gamma^2\mathbb{E}\int_{mh}^{(m+1)h} \left|e^{-2((m+1)h-t)} \left[\nabla f(\tilde{X}_t) - \nabla f(\tilde{x}^m)\right]\right|^2 dt \\ &\leq h\gamma^2 L^2\mathbb{E}\int_{mh}^{(m+1)h} \left|\tilde{X}_t - \tilde{x}^m\right|^2 dt \\ &\leq \frac{h^4\gamma^3 L^2 d}{3} \leq \frac{h^4\gamma d}{3}, \end{aligned} \tag{130}$$

where we use Lemma 29 (118) and $\gamma L = 1$ in the last two inequalities.

Combine (129),(130) together, we finally have

$$\mathbb{E}|B|^2 \leq 32h^4\mathbb{E}|\Delta^m|^2 + 2\gamma^2 h^4\mathbb{E}(|E^m|^2) + 0.8h^6\gamma d + 2h^4\gamma d/3,$$

which implies (120) if we further use $h < 1$.

Next, estimation of $(\mathbb{E}|D|^2)^{1/2}$ is a direct result of (129). ■

Proof [Proof of Lemma 31] Let $\tilde{x}^m - x^m = a$ and $\tilde{w}^m - w^m = b$. First, by the mean-value theorem, there exists a matrix H such that $\mu I_d \preceq H \preceq L I_d$ and

$$\nabla f(\tilde{x}^m) - \nabla f(x^m) = H a.$$

By calculation, $\int_{mh}^{(m+1)h} e^{-2((m+1)h-t)} dt = \frac{1-e^{-2h}}{2}$ and

$$\begin{aligned} A^m &= (h + e^{-2h})(\tilde{v}^m - v^m) + \left(I_d - \frac{(1 - e^{-2h})}{2}\gamma H\right)(\tilde{x}^m - x^m) \\ &= \left(\left(1 - h - e^{-2h}\right)I_d - \frac{(1 - e^{-2h})}{2}\gamma H\right)a + (h + e^{-2h})b \end{aligned}$$

$$C^m = (1 - h)a + hb.$$

Since $\|\gamma H\|_2 \leq 1$ and we also have the following calculation

$$|1 - e^{-2h} - 2h| \leq 5h^2,$$

where we use $h < \frac{1}{1648}$.

If we further define matrix \mathcal{M}_A and \mathcal{M}_C such that

$$|A^m|^2 = (a, b)^\top \mathcal{M}_A (a, b), \quad |C^m|^2 = (a, b)^\top \mathcal{M}_C (a, b),$$

then, we have

$$\left\| \mathcal{M}_A - \begin{bmatrix} 0 & hI_d - \gamma hH \\ hI_d - \gamma hH & (1 - 2h)I_d \end{bmatrix} \right\|_2 \leq 100h^2,$$

and

$$\left\| \mathcal{M}_B - \begin{bmatrix} (1 - 2h)I_d & hI_d \\ hI_d & 0 \end{bmatrix} \right\|_2 \leq 100h^2,$$

where we use $h < 1/1648$ by (37) and $\|\gamma H\|_2 \leq 1$. This further implies

$$|A^m|^2 + |C^m|^2 = (a, b)^\top \begin{bmatrix} (1 - 2h)I_d & 2hI_d - \gamma hH \\ 2hI_d - \gamma hH & (1 - 2h)I_d \end{bmatrix} (a, b) + h^2 (a, b)^\top Q (a, b)$$

where $\|Q\|_2 \leq 200$. Calculate the eigenvalue of the dominating matrix (first term), we need to solve

$$\det \{ (1 - 2h - \lambda)^2 I_d - (2hI_d - \gamma hH)^2 \} = 0,$$

which implies eigenvalues $\{\lambda_j\}_{j=1}^d$ solve

$$(1 - 2h - \lambda_j)^2 - (2h - \gamma h\Lambda_j)^2 = 0,$$

where Λ_j is j -th eigenvalue of H . Since $\gamma\Lambda_j \leq \gamma L = 1$ and $h < 1$, we have

$$\lambda_j \leq 1 - \gamma\Lambda_j h \leq 1 - \mu h \gamma = 1 - h/\kappa$$

for each $j = 1, \dots, d$. This implies

$$\left\| \begin{bmatrix} (1 - 2h)I_d & 2hI_d - \gamma hH \\ 2hI_d - \gamma hH & (1 - 2h)I_d \end{bmatrix} \right\|_2 \leq 1 - h/\kappa,$$

and

$$|A^m|^2 + |C^m|^2 \leq (1 - h/\kappa + 200h^2)(|a|^2 + |b|^2).$$

Taking expectation on both sides, we obtain (122). ■

References

- C. Andrieu, N. Freitas, A. Doucet, and M. Jordan. An introduction to MCMC for machine learning. *Machine Learning*, 50:5–43, 01 2003.
- A. Baydin, B. Pearlmutter, A. Radul, and J. Siskind. Automatic differentiation in machine learning: a survey. *Journal of Machine Learning Research*, 18(153):1–43, 2018.
- Y. Bengio, O. Delalleau, and N. Le Roux. Label propagation and quadratic criterion. *Semi-Supervised Learning*, pages 193–216, 2006.
- M. Betancourt. The fundamental incompatibility of scalable Hamiltonian Monte Carlo and naive data subsampling. In *Proceedings of the 32nd International Conference on International Conference on Machine Learning*, volume 37, page 533–540, 2015.
- M. Betancourt, S. Byrne, S. Livingstone, and M. Girolami. The geometric foundations of Hamiltonian Monte Carlo. *Bernoulli*, 23(4A):2257–2298, 11 2017.
- L. Bottou. Large-scale machine learning with stochastic gradient descent. In Yves Lechevallier and Gilbert Saporta, editors, *Proceedings of COMPSTAT’2010*, pages 177–186, 2010.
- N. Chatterji, N. Flammarion, Y. Ma, P. Bartlett, and M. Jordan. On the theory of variance reduction for stochastic gradient Monte Carlo. In *Proceedings of the 35th International Conference on Machine Learning*, volume 80, pages 764–773, 07 2018.
- T. Chen, E. Fox, and C. Guestrin. Stochastic gradient Hamiltonian Monte Carlo. In *Proceedings of the 31st International Conference on International Conference on Machine Learning*, volume 32, page II-1683–1691, 2014.
- X. Cheng, N. Chatterji, P. Bartlett, and M. Jordan. Underdamped Langevin MCMC: A non-asymptotic analysis. In *Proceedings of the 31st Conference On Learning Theory*, volume 75, pages 300–323, 07 2018.
- A. Dalalyan and A. Karagulyan. User-friendly guarantees for the Langevin Monte Carlo with inaccurate gradient. *Stochastic Processes and their Applications*, 129(12):5278 – 5311, 2019.
- A. Dalalyan and L. Riou-Durand. On sampling from a log-concave density using kinetic Langevin diffusions. *arXiv*, abs/1807.09382, 2018.
- A. Defazio, F. Bach, and S. Lacoste-Julien. SAGA: A fast incremental gradient method with support for non-strongly convex composite objectives. *Advances in Neural Information Processing Systems*, 2, 07 2014.
- Z. Ding and Q. Li. Variance reduction for random coordinate descent-Langevin Monte Carlo. *Neurips 2020*, 2020.
- Z. Ding, Q. Li, J. Lu, and S. J. Wright. Random coordinate underdamped langevin monte carlo, 2020a.
- Z. Ding, Q. Li, J. Lu, and S. J. Wright. Random coordinate langevin monte carlo, 2020b.
- S. Duane, A. Kennedy, B. Pendleton, and D. Roweth. Hybrid Monte Carlo. *Physics Letters B*, 195(2):216 – 222, 1987.

- A. Durmus and E. Moulines. High-dimensional bayesian inference via the unadjusted langevin algorithm, 2019.
- A. Durmus, S. Majewski, and B. Miasojedow. Analysis of Langevin Monte Carlo via convex optimization. *Journal of Machine Learning Research*, 20:73:1–73:46, 2019.
- R. Dwivedi, Y. Chen, M. Wainwright, and B. Yu. Log-concave sampling: Metropolis-Hastings algorithms are fast! In *Proceedings of the 31st Conference On Learning Theory*, volume 75, pages 793–797, 07 2018.
- A. Eberle, A. Guillin, and R. Zimmer. Couplings and quantitative contraction rates for Langevin dynamics. *arXiv:1703.01617*, abs/1703.01617, 2018.
- P. Fabian. Atmospheric sampling. *Advances in Space Research*, 1(11):17 – 27, 1981.
- X. Gao, M. Gürbüzbalaban, and L. Zhu. Global convergence of stochastic gradient Hamiltonian Monte Carlo for non-convex stochastic optimization: non-asymptotic performance bounds and momentum-based acceleration. *arXiv*, abs/1809.04618, 2018.
- A. Garbuno-Inigo, F. Hoffmann, W. Li, and A. Stuart. Interacting Langevin diffusions: gradient structure and ensemble Kalman sampler. *SIAM Journal on Applied Dynamical Systems*, 19(1): 412–441, 2020.
- S. Geman and D. Geman. Stochastic relaxation, Gibbs distributions, and the Bayesian restoration of images. *IEEE Trans. Pattern Anal. Mach. Intell.*, 6:721–741, 11 1984.
- L. Gerencsér. Rate of convergence of moments of Spall’s SPSA method. In *Stochastic Differential and Difference Equations*, pages 67–75, 1997.
- J. Geweke. Bayesian inference in econometric models using Monte Carlo integration. *Econometrica*, 57(6):1317–1339, 1989.
- W. Hastings. Monte Carlo sampling methods using Markov chains and their applications. *Biometrika*, 57(1):97–109, 1970.
- C. Hsieh, K. Chang, C. Lin, S. Keerthi, and S. Sundararajan. A dual coordinate descent method for large-scale linear svm. In *Proceedings of the 25th International Conference on Machine Learning*, ICML ’08, page 408–415, 2008. ISBN 9781605582054.
- M. Iglesias, K. Law, and A. Stuart. Ensemble Kalman methods for inverse problems. *Inverse Problems*, 29(4):045001, 03 2013.
- R. Johnson and T. Zhang. Accelerating stochastic gradient descent using predictive variance reduction. In *Proceedings of the 26th International Conference on Neural Information Processing Systems*, page 315–323, 2013.
- J. Kiefer and J. Wolfowitz. Stochastic estimation of the maximum of a regression function. *Annals of Mathematical Statistics*, 23(3):462–466, 09 1952.
- N. Kleinman, J. Spall, and D. Naiman. Simulation-based optimization with stochastic approximation using common random numbers. *Management Science*, 45(11):1570–1578, 1999.

- G. Leugering, S. Engell, A. Griewank, M. Hinze, R. Rannacher, V. Schulz, M. Ulbrich, and S. Ulbrich. *Constrained Optimization and Optimal Control for Partial Differential Equations*. International Series of Numerical Mathematics. Birkhauser Basel, 2012.
- R. Li, S. Pei, B. Chen, Y. Song, T. Zhang, W. Yang, and J. Shaman. Substantial undocumented infection facilitates the rapid dissemination of novel coronavirus (sars-cov-2). *Science*, 368(6490): 489–493, 2020.
- Y. Ma, T. Chen, and E. Fox. A complete recipe for stochastic gradient MCMC. In *Proceedings of the 28th International Conference on Neural Information Processing Systems*, volume 2, page 2917–2925, 2015.
- P. Markowich and C. Villani. On the trend to equilibrium for the Fokker-Planck equation: An interplay between physics and functional analysis. In *Physics and Functional Analysis, Matematica Contemporanea (SBM) 19*, pages 1–29, 1999.
- J. Martin, L. Wilcox, C. Burstedde, and O. Ghattas. A stochastic newton MCMC method for large-scale statistical inverse problems with application to seismic inversion. *SIAM Journal on Scientific Computing*, 34(3):A1460–A1487, 2012.
- B. May, N. Korda, A. Lee, and D. Leslie. Optimistic Bayesian sampling in contextual-bandit problems. *Journal of Machine Learning Research*, 13(1):2069–2106, 2012.
- E. Mazumdar, A. Pacchiano, Y. Ma, M. Jordan, and P. Bartlett. On approximate thompson sampling with Langevin algorithms. In *Proceedings of the 37th International Conference on Machine Learning*, volume 119 of *Proceedings of Machine Learning Research*, pages 6797–6807. PMLR, 13–18 Jul 2020.
- K. Mengersen and R. Tweedie. Rates of convergence of the Hastings and Metropolis algorithms. *The Annals of Statistics*, 24(1):101–121, 1996.
- N. Metropolis, A. Rosenbluth, M. Rosenbluth, A. Teller, and E. Teller. Equation of state calculations by fast computing machines. *The Journal of Chemical Physics*, 21(6):1087–1092, 1953.
- P. Moral, A. Doucet, and A. Jasra. Sequential Monte Carlo samplers. *Journal of the Royal Statistical Society: Series B (Statistical Methodology)*, 68(3):411–436, 2006.
- W. Mou, Y. Ma, M. Wainwright, P. Bartlett, and M. Jordan. High-order Langevin diffusion yields an accelerated MCMC algorithm. *arXiv*, abs/1908.10859, 2019.
- L. Murray, A. Lee, and P. Jacob. Parallel resampling in the particle filter. *Journal of Computational and Graphical Statistics*, 25(3):789–805, 2016.
- N. Nagarajan, M. Honarpour, and K. Sampath. Reservoir-fluid sampling and characterization — key to efficient reservoir management. *Journal of Petroleum Technology*, 59, 08 2007.
- R. Neal. Probabilistic inference using Markov chain Monte Carlo methods. *Technical Report CRG-TR-93-1. Dept. of Computer Science, University of Toronto.*, 1993.
- R. Neal. Annealed importance sampling. *Statistics and Computing*, 11:125–139, 2001.
- Y. Nesterov. Efficiency of coordinate descent methods on huge-scale optimization problems. *SIAM Journal on Optimization*, 22(2):341–362, 2012.

- G. Parisi. Correlation functions and computer simulations. *Nuclear Physics B*, 180(3):378 – 384, 1981.
- S. Reich. A dynamical systems framework for intermittent data assimilation. *BIT Numerical Mathematics*, 51(1):235–249, 03 2011.
- P. Richtarik and M. Takac. Iteration complexity of randomized block-coordinate descent methods for minimizing a composite function. *Mathematical Programming*, 144, 07 2011.
- H. Robbins and S. Monro. A stochastic approximation method. *Ann. Math. Statist.*, 22(3):400–407, 09 1951.
- G. Roberts and J. Rosenthal. General state space Markov chains and MCMC algorithms. *Probability Surveys*, 1, 04 2004.
- G. Roberts and R. Tweedie. Geometric convergence and central limit theorems for multidimensional Hastings and Metropolis algorithms. *Biometrika*, 83(1):95–110, 03 1996a.
- G. Roberts and R. Tweedie. Exponential convergence of Langevin distributions and their discrete approximations. *Bernoulli*, 2(4):341–363, 12 1996b.
- P. Rossky, J. Doll, and H. Friedman. Brownian dynamics as smart Monte Carlo simulation. *The Journal of Chemical Physics*, 69(10):4628–4633, 1978.
- H. Rue and L. Held. *Gaussian Markov Random Fields: Theory and Applications*. CRC Press, 2005.
- D. Rumelhart, G. Hinton, and R. Williams. Learning representations by back-propagating errors. *Nature*, 323, 1986.
- D. Russo, B. Roy, A. Kazerouni, I. Osband, and Z. Wen. A tutorial on Thompson sampling. *Foundations and Trends in Machine Learning*, 11(1):1–96, 01 2018.
- M. Schmidt, N. Roux, and F. Bach. Minimizing finite sums with the stochastic average gradient. *Mathematical Programming*, 162, 09 2013.
- R. Sotirov. On solving the densest k-subgraph problem on large graphs. *Optimization Methods and Software*, 35(6):1160–1178, 2020.
- S. Vempala. Recent progress and open problems in algorithmic convex geometry. In *IARCS Annual Conference on Foundations of Software Technology and Theoretical Computer Science*, volume 8, pages 42–64, 2010.
- S. Wright. Coordinate descent algorithms. *Mathematical Programming*, 151, 02 2015.
- D. Zou, P. Xu, and Q. Gu. Stochastic gradient Hamiltonian Monte Carlo methods with recursive variance reduction. In *Advances in Neural Information Processing Systems 32*, pages 3835–3846. 2019.