

THE SPACE OF STRICTLY-CONVEX REAL-PROJECTIVE STRUCTURES ON A CLOSED MANIFOLD

DARYL COOPER AND STEPHAN TILLMANN

ABSTRACT. We give an expository proof that, if M is a compact n -manifold with no boundary, then the set of holonomies of strictly-convex real-projective structures on M is a subset of $\text{Hom}(\pi_1 M, \text{PGL}(n+1, \mathbb{R}))$ that is both open and closed.

If M is a compact n -manifold then $\text{Rep}(M) = \text{Hom}(\pi_1 M, \text{GL}(n+1, \mathbb{R}))$ is a real algebraic variety. Let $\text{Rep}_P(M)$ and $\text{Rep}_S(M)$ be, respectively, the subsets of $\text{Rep}(M)$ of holonomies of properly-convex, and of strictly-convex structures on M . Then $\text{Rep}_S(M) \subset \text{Rep}_P(M)$. Throughout this paper we use the Euclidean topology everywhere, and not the *Zariski topology*.

Theorem 0.1 (Open). *If M is a closed n -manifold, then $\text{Rep}_P(M)$ is open in $\text{Rep}(M)$.*

Theorem 0.2 (Closed). *If M is a closed n -manifold, and $n \geq 2$ then $\text{Rep}_S(M)$ is closed in $\text{Rep}(M)$.*

Theorem 0.3 (Clopen). *If M is a closed n -manifold and $n \geq 2$, then $\text{Rep}_S(M)$ is a union of connected components of $\text{Rep}(M)$.*

It follows from (1.11) that the holonomy of a strictly-convex structure determines a projective manifold up to projective isomorphism. The Open Theorem is due to Koszul [17], [18]. Our proof is distilled from his, and proceeds by showing that M is properly-convex if and only if there is a projective $(n+1)$ -manifold $N \cong M \times I$ with M as one, flat, boundary component, and the other boundary component, S , is convex, and triangulated so that adjacent n -simplices are never coplanar. This type of convexity is easily shown to be preserved by small deformations.

The Closed Theorem is due to Choi and Goldman [7] when $n = 2$, to Kim [15] when $n = 3$, and to Benoist [3] in general. Our proof is based on a geometric argument called *the box estimate* (4.3). This might be viewed as related to Benzecri's compactness theorem [5] for a properly-convex domain Ω , but pertaining to $\text{Aut}(\Omega)$.

The Clopen Theorem follows from the Open Theorem and the fact, due to Benoist, that a properly-convex manifold that is homeomorphic to a strictly convex manifold is also strictly-convex (1.10). We have made an effort to make the paper self-contained by including proofs of all the background needed in sections 1 and 2. We have endeavoured to simplify these proofs as much as possible. See [4] for an excellent survey.

There are extensions of the Open and Closed Theorems when M is the interior of a compact manifold with boundary, see [10], [12], [11]. Indeed, the techniques in this paper were developed to handle this more general situation for which the pre-existing techniques do not suffice. But it seems useful to present some of the main ideas in the simplest setting. We have liberally borrowed from [11].

The first author thanks the University of Sydney Mathematical Research Institute (SMRI) for partial support and hospitality while writing this paper. He also thanks the audience at SMRI that participated in a presentation of this material. Research of the second author is supported in part under the Australian Research Council's ARC Future Fellowship FT170100316.

1. PROPERLY AND STRICTLY-CONVEX

This section and the next reviews some well known results concerning properly and strictly-convex projective manifolds that are needed to prove the theorems. The results needed subsequently are (1.10), (1.11), (1.13), (1.14), and (2.5), (2.6). The only mild innovation is that, to avoid appealing to results about word-hyperbolic groups, a more direct approach was taken to the proof of (1.10). The early sections of [9] greatly expand on the background in this section.

If M is a manifold, the universal cover is $\pi_M : \widetilde{M} \rightarrow M$, and if $g \in \pi_1 M$ then $\tau_g : \widetilde{M} \rightarrow \widetilde{M}$ is the covering transformation corresponding to g . A *geometry* is a pair (G, X) where G is a group that acts analytically and transitively on a manifold X . A (G, X) -structure on a manifold M is determined by a *development pair* (dev, ρ) that consists of the *holonomy* $\rho \in \text{Hom}(\pi_1 M, G)$ and the *developing map* $\text{dev} : \widetilde{M} \rightarrow X$ which is a local homeomorphism. The pair satisfies for all $x \in \widetilde{M}$ and $g \in \pi_1 M$ that $\text{dev}(\tau_g x) = (\rho g) \text{dev } x$.

In what follows $V = \mathbb{R}^{n+1}$, and $V^* = \text{Hom}(V, \mathbb{R})$ is the dual vector space, and $\mathbb{R}_0^{n+1} = V_0 = V \setminus \{0\}$. *Projective space* is $\mathbb{P}V = V_0/\mathbb{R}_0$, and $[A] \in \text{Aut}(\mathbb{P}V) = \text{PGL}(V)$ acts on $\mathbb{P}V$ by $[A][x] = [Ax]$. *Projective geometry* is $(\text{Aut}(\mathbb{P}V), \mathbb{P}(V))$ and is also written $(\text{Aut}(\mathbb{RP}^n), \mathbb{RP}^n)$.

We use the notation $\mathbb{R}^+ = (0, \infty)$. *Positive projective space* is $\mathbb{RP}_+^n = \mathbb{P}_+ V = V_0/\mathbb{R}^+ \cong S^n$ and $\text{Aut}(\mathbb{P}_+ V) := \text{SL}(V) \subset \text{GL}(V)$ is the subgroup with $\det = \pm 1$. *Positive projective geometry* is $(\text{Aut}(\mathbb{P}_+ V), \mathbb{P}_+ V)$, and is the double cover of projective geometry. We will pass back and forth between projective geometry and positive projective geometry without mention, often omitting the term *positive*.

If U is a vector subspace of V then $\mathbb{P}U$ is a *projective subspace* of $\mathbb{P}V$, and is a *(projective) line* if $\dim U = 2$ and a *(projective) hyperplane* if $\dim U = \dim V - 1$. The *dual* of U is the projective subspace $\mathbb{P}(U^0) \subset \mathbb{P}V^*$ where $U^0 = \{\phi \in V^* : \phi(U) = 0\}$. We use the same terminology in positive projective geometry. By lifting developing maps one obtains:

Proposition 1.1. *Every projective structure on M lifts to a positive projective structure.*

The *frontier* of a subset $X \subset Y$ is $\text{Fr } X = \text{cl}(X) \setminus \text{int}(X)$, and the *boundary* is $\partial X = X \cap \text{Fr } X$. A *segment* is a connected, proper subset of a projective line that contains more than one point. In what follows $\Omega \subset \mathbb{RP}^n$. If H is a hyperplane and $x \in H \cap \text{Fr } \Omega$ and $H \cap \text{int } \Omega = \emptyset$, then H is called a *supporting hyperplane (to Ω) at x* . The set Ω

- is *convex* if every pair of points in Ω is contained in a segment in Ω .
- is *properly-convex* if it is convex, and $\text{cl } \Omega$ does not contain a projective line.
- is *strictly-convex* if it is properly-convex and $\text{Fr } \Omega$ does not contain a segment.
- is *flat* if it is convex and $\dim \Omega < n$.
- is a *convex domain* if it is a convex open set.
- is a *convex body* if it is a compact convex set with non-empty interior.
- is C^1 if it is open and properly-convex and for each $x \in \text{Fr } \Omega$ there is a unique supporting hyperplane at x .

If $V = U \oplus W$, then *projection (along $\mathbb{P}W$) onto $\mathbb{P}U$* is $\pi : \mathbb{P}V \setminus \mathbb{P}W \rightarrow \mathbb{P}U$ given by $\pi[u + w] = [u]$. *Duality* is the map that sends each point $\theta = [\phi] \in \mathbb{P}V^*$ to the hyperplane $H_\theta = \mathbb{P} \ker \phi \subset \mathbb{P}V$. If ℓ is a line in $\mathbb{P}V^*$ the hyperplanes H_θ dual to the points $\theta \in \ell$ are called a *pencil of hyperplanes*. Then $Q = \cap H_\theta$ is a projective subspace of codimension-2 called the *core of the pencil*.

Lemma 1.2. *A convex subset Ω is properly-convex $\Leftrightarrow \text{cl } \Omega$ is disjoint from some hyperplane.*

Proof. Without loss Ω is closed. The result is obvious if $n = 1$. Since Ω is convex and contains no projective line, it is simply connected, and so lifts to $\Omega' \subset \mathbb{RP}_+^n$. Let $H \subset \mathbb{RP}_+^n$ be a hyperplane. Then $H \cap \Omega'$ is empty or properly-convex. By induction on dimension H contains a projective subspace Q with $\dim Q = n - 2$ that is disjoint from $H \cap \Omega'$. There is a pencil of hyperplanes H_θ

with core Q . Now $\Omega' \cap H_\theta$ is contained in one of the two components of $H_\theta \setminus Q$. As θ moves half way round \mathbb{RP}_+^1 the component must change. Thus for some θ the intersection is empty. \square

In what follows $\Omega \subset \mathbb{RP}^n$ is a properly-convex domain, and $\text{Aut}(\Omega) \subset \text{Aut}(\mathbb{RP}^n)$ is the subgroup that preserves Ω . The *Hilbert metric* d_Ω on Ω is defined as follows. If $\ell \subset \mathbb{RP}^n$ is a line and $\alpha = \Omega \cap \ell \neq \emptyset$ then α is a *proper segment* in Ω and $\alpha = (a_-, a_+)$ with $a_\pm \in \text{Fr } \Omega$. There is a projective isomorphism $f : \alpha \rightarrow \mathbb{R}^+$ and $d_\Omega(x, y) = (1/2)|\log f(x)/f(y)|$ for $x, y \in \alpha$. A *geodesic* in Ω is a curve whose length is the distance between its endpoints. It follows that line segments are geodesics. It is immediate that $\text{Aut}(\Omega)$ acts by isometries of d_Ω .

Let H_\pm be supporting hyperplanes at a_\pm and $P = H_+ \cap H_-$. *Projection (along P) onto α* is the map $\pi : \Omega \rightarrow \alpha$ given by $\pi[x + y] = [y]$ where $[x] \in P$ and $[y] \in \ell$. The choice of H_\pm is unique only if a_\pm are C^1 points. In general πx is not the closet point on α to x .

Lemma 1.3. (i) $d_\Omega(x, y) \geq d_\Omega(\pi x, \pi y)$.

(ii) If Ω is strictly convex then geodesics are segments of lines.

Proof. Let $\beta = (b_-, b_+)$ be the proper segment in Ω containing x and y , and $\pi : \Omega \rightarrow \alpha$ as above. Then $d_\Omega(x, y) = d_\beta(x, y)$. Since $(\pi|_\beta) : \beta \rightarrow \alpha$ is a projective embedding $d_\beta(x, y) = d_{\pi\beta}(\pi x, \pi y)$. Also $d_{\pi\beta}(\pi x, \pi y) \geq d_\alpha(\pi x, \pi y)$ because $\pi\beta \subset \alpha$. Finally $d_\alpha(\pi x, \pi y) = d_\Omega(\pi x, \pi y)$. Equality implies $\alpha = \pi\beta$. Thus, after relabelling if needed, $b_\pm \in H_\pm$. Thus $[a_\pm, b_\pm] \subset H_\pm \cap \text{Fr } \Omega$. If Ω is strictly-convex it follows that $b_\pm = a_\pm$. This gives (ii). \square

A subset $\mathcal{C} \subset V_0$ is a *cone* if $t \cdot \mathcal{C} = \mathcal{C}$ for all $t > 0$. The *dual cone* $\mathcal{C}^* = \{\phi \in V_0^* : \phi(\text{cl } \mathcal{C} \setminus \{0\}) > 0\}$ is convex. If $\Omega \subset \mathbb{P}_+ V$ then $\mathcal{C}\Omega$ is the cone $\{v \in V_0 : [v] \in \Omega\}$. If Ω is open and properly-convex, then the *dual domain* $\Omega^* = \mathbb{P}(\mathcal{C}\Omega^*)$ is open, and properly-convex. Using the natural identification $V \cong V^{**}$ it is immediate that $(\Omega^*)^* = \Omega$.

Corollary 1.4. If Ω is open and properly-convex then Ω is strictly-convex if and only if Ω^* is C^1 .

Proof. Suppose $\sigma = \{[\phi_t] := t\phi_1 + (1-t)\phi_2 : 0 \leq t \leq 1\}$ is contained in a line L in $\mathbb{P} V^*$. The family of hyperplanes $H_t = [\ker \phi_t]$ is contained in the pencil with core Q dual to L . Then $\sigma \subset \text{Fr } \Omega^*$ if and only if $\emptyset \neq Q \cap \Omega \subset \text{Fr } Q$. \square

If $\Gamma \subset \text{Aut}(\Omega)$ is a discrete and torsion-free subgroup then $M = \Omega/\Gamma$ is a *properly (resp. strictly) convex* manifold if Ω is properly (resp. strictly) convex. Then $\widetilde{M} = \Omega$ and there is a development pair (dev, ρ) , where dev is the inclusion map, and the holonomy $\rho : \pi_1 M \rightarrow \Gamma$ is an isomorphism.

Lemma 1.5. Suppose M and M' are properly-convex manifolds and $\pi_1 M \cong \pi_1 M'$. If M is closed, then M' is closed.

Proof. Let $\pi : \Omega \rightarrow M$ be the projection. This is the universal covering space of M , so M is a $K(\pi_1 M, 1)$. Hence M and M' are homotopy equivalent. If $n = \dim M$ then M is closed if and only if $H_n(M; \mathbb{Z}_2) \cong \mathbb{Z}_2$. Since homology is an invariant of homotopy type the result follows. \square

Lemma 1.6. If $M = \Omega/\Gamma$ is a strictly-convex closed manifold, given $b > 1$ there is $R = R(b) > 0$ so the following holds. Suppose $\pi : \Omega \rightarrow \alpha$ is a projection onto a geodesic α then

$$d_\Omega(x, y) \leq b \text{ \& } d_\Omega(x, \alpha) \geq R \quad \Rightarrow \quad d_\Omega(\pi x, \pi y) < 1$$

Proof. Write $d = d_\Omega$. If no such R exists then there are sequences x_k, y_k and projections $\pi_k : \Omega \rightarrow \alpha_k$ with $d(x_k, y_k) \leq b$ and $d(x_k, \alpha_k) \geq n$ and $1 \leq d(\pi_k x_k, \pi_k y_k) \leq b$. Then $\beta_k = [\pi_k x_k, x_k]$ and $\gamma_k = [\pi_k y_k, y_k]$ are geodesic segments and $\pi_k \beta_k = \pi_k x_k$ and $\pi_k \gamma_k = \pi_k y_k$.

There is a compact $W \subset \Omega$ such that $\Gamma \cdot W = \Omega$. By applying an element of Γ we may assume that $\pi_k x_k \in W$. After subsequencing we may assume $\beta = \lim \beta_k$ and $\gamma = \lim \gamma_k$ and $\alpha = \lim \alpha_k$ and $\pi = \lim \pi_k$ all exist and $\pi : \Omega \rightarrow \alpha$ is projection. Thus β and γ are infinite geodesic rays starting on α , and $\pi(\beta) = \alpha \cap \beta \neq \gamma \cap \alpha = \pi(\gamma)$.

Since Ω is strictly-convex, and $d(x_k, y_k) \leq b$, it follows that x_k and y_k limit on the same point $p \in \text{Fr } \Omega$, and this is the end point of both β and γ . Since Ω is strictly-convex, $p \notin P$, so $\pi(\beta) = \pi(p) = \pi(\gamma)$ which is a contradiction. \square

The following is due to Benoist [2]. A *triangle* is a disc Δ in a projective plane bounded by three segments. If $\Delta \subset \text{cl } \Omega$ and $\Delta \cap \text{Fr } \Omega = \partial \Delta$ then Δ is called a *properly embedded triangle* or *PET*. A properly-convex set Ω has *thin triangles* if there is $\delta > 0$ such that for every triangle T in Ω , each side of T is contained in an δ -neighborhood of the union of the other two sides.

Proposition 1.7. *If $M = \Omega/\Gamma$ is a properly-convex closed manifold, then M is strictly-convex if and only if (Ω, d_Ω) does not contain a PET, if and only if Ω has thin triangles.*

Proof. If Ω is not strictly-convex, there is a maximal segment $\ell \subset \text{Fr } \Omega$. Choose $x \in \Omega$ and let $P \subset \Omega$ be the interior of the triangle that is the convex hull of x and ℓ . Choose a sequence x_n in P that limits on the midpoint of ℓ . Then $d_\Omega(x_n, \text{Fr } P) \rightarrow \infty$ because ℓ is maximal. Since M is compact there is compact set $W \subset \Omega$ such that $\Gamma \cdot W = \Omega$. Thus there is $\gamma_n \in \Gamma$ with $\gamma_n x_n \in W$. After choosing a subsequence $\gamma_n x_n \rightarrow y \in W$, and $\gamma_n P$ converges to the interior of a PET $\Delta \subset \Omega$ that contains y . Since Δ is flat $d_\Omega|_\Delta = d_\Delta$. Now $\text{PGL}(\Delta)$ contains a subgroup $G \cong \mathbb{R}^2$ that acts transitively on Δ . Therefore (Δ, d_Δ) is isometric to a normed vector-space, thus does not have thin triangles.

Conversely if Ω does not have thin triangles, then there is a sequence of triangles T_k in Ω and points x_k in T_k with $d_\Omega(x_k, \partial T_k) > k$. As above, after applying elements of Γ , we may assume T_k converges to a PET, so Ω is not strictly-convex. \square

A (K, L) -*quasi-isometric embedding* is a map $f : X \rightarrow Y$ between metric spaces (X, d_X) and (Y, d_Y) such that

$$\forall x, x' \in X \quad K^{-1}d_X(x, x') - L \leq d_Y(fx, fx') \leq Kd_X(x, x') + L$$

This is a *quasi-isometry* or *QI* if $Y \subset N_L(fX)$.

If $g : Y \rightarrow Z$ is a (K', L') -QI then $g \circ f$ is a $(KK', K'L + L')$ -QI. The map f is a (K, L) -*quasi-geodesic in Y* if X is a closed subset of \mathbb{R} and $N_L(X)$ is connected. If $a = \inf X$ and $b = \sup X$ then $f(a)$ and $f(b)$ are *endpoints*. If f is a QI and α is a quasi-geodesic, then $f \circ \alpha$ is a quasi-geodesic with QI constants that only depend on those of f and α .

A metric space (Y, d_Y) is *ML* if it satisfies the *Morse Lemma* that for all (K, L) there is $S = S(K, L) > 0$, called a *tracking constant*, such that if α, β are (K, L) -quasi-geodesics in Y with the same endpoints, then $\alpha \subset N_S(\beta)$ and $\beta \subset N_S(\alpha)$. It follows that the property of ML is preserved by quasi-isometry.

If G is a finitely generated group a choice of finite generating set gives a *word metric* on G . A geodesic in the Cayley graph picks out a sequence in G that is a quasi-geodesic. A different choice of generating set gives a bi-Lipschitz equivalent metric. The Švarc-Milnor lemma in this setting is

Proposition 1.8. *If $M = \Omega/\Gamma$ is compact and properly-convex, then (Ω, d_Ω) is QI to $\pi_1 M$.*

Proof. Fix $x \in \widetilde{M} = \Omega$. Then $f : \pi_1 M \rightarrow \widetilde{M}$ given by $f(g) = \tau_g(x)$ is a QI. \square

Proposition 1.9. *If $M = \Omega/\Gamma$ is a properly-convex closed manifold, then M is strictly-convex if and only if (Ω, d_Ω) is ML.*

Proof. If Ω is not strictly-convex, then by (1.7) it contains a PET Δ which is isometric to a norm on \mathbb{R}^2 , and therefore is not ML.

Now suppose Ω is strictly-convex. Given (K, L) let $R = R(2K)$ be given by (1.6). We claim $S = 2(R + 4RK + L)$ is a tracking constant. Let α' be a (K, L) quasi-geodesic in Ω with endpoints p and q , and $\beta' = [p, q]$. Let $\alpha \subset \alpha'$ be an arc with endpoints x and y with $d(x, \beta') = d(y, \beta') = R$

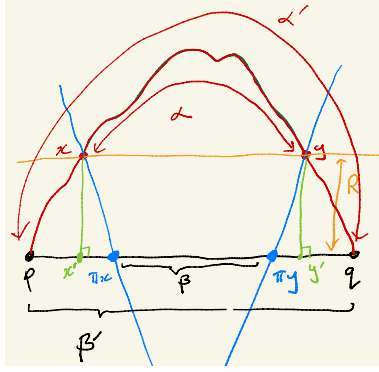


FIGURE 1. Quasi-geodesics

and $d(z, \beta') \geq R$ for all $z \in \alpha$. Let $x', y' \in \beta$ be chosen so that $d(x, x') = R = d(y, y')$ and let $\beta = [\pi x, \pi y] \subset \beta'$. Then

$$\text{length}(\beta) \leq \text{length}(\alpha)/2K$$

by definition of R . Also $d(x', \pi x) \leq d(x', x) = R$ by (1.3), and similarly $d(y', \pi y) \leq R$. Thus

$$d(x, y) \leq d(x, x') + d(x', \pi x) + d(\pi x, \pi y) + d(\pi y, y') + d(y', y) \leq 4R + \text{length}(\beta)$$

Since α is a (K, L) -quasi-geodesic

$$\text{length}(\alpha) \leq Kd(x, y) + L \leq K(4R + \text{length}(\beta)) + L \leq (4RK + L) + (1/2) \text{length}(\alpha)$$

Hence $\text{length}(\alpha) \leq 2(4RK + L)$. It follows that the maximum distance of α from β is

$$R + (1/2) \text{length}(\alpha) = R + (4RK + L) = S/2$$

Thus $\alpha' \subset N_{S/2}(\beta') \subset N_S(\gamma)$ where γ is another (K, L) quasi-geodesic with the same endpoints as α' . \square

Corollary 1.10. *Suppose M and N are closed, and properly-convex, and $\pi_1 M \cong \pi_1 N$. If M is strictly-convex then N is strictly-convex.*

Proof. Follows from (1.9) and (1.8). \square

Lemma 1.11. *If $M = \Omega/\Gamma$ is a closed properly-convex manifold, and $\Omega' \subset \Omega$ is a non-empty properly-convex subset that is preserved by Γ then $\Omega' = \Omega$.*

Proof. Otherwise the function $F : \Omega \rightarrow \mathbb{R}$ given by $F(x) = d_\Omega(x, \Omega')$ is continuous, unbounded, and Γ -invariant. Thus it covers an unbounded function $f : M \rightarrow \mathbb{R}$, contradicting that M is compact. \square

The displacement distance of $\gamma \in \text{Aut}(\Omega)$ is $t(\gamma) = \inf\{d_\Omega(x, \gamma x) : x \in \Omega\}$, and γ is called hyperbolic if $t(\gamma) > 0$.

Lemma 1.12 (Hyperbolics). *Suppose $\Omega \subset \mathbb{P}V$ and $M = \Omega/\Gamma$ is a strictly-convex closed manifold and $1 \neq \gamma \in \Gamma$. Let $Q \subset \mathbb{P}V$ be the union of the proper projective subspaces preserved by γ . Then γ is hyperbolic and $\exists a_\pm \in \text{Fr}(\Omega) \quad \forall x \in \mathbb{P}V \setminus (H_+ \cup H_-) \quad \lim_{n \rightarrow \pm\infty} \gamma^n x = a_\pm$ where H_\pm is the supporting hyperplane to Ω at a_\pm .*

Proof. Since M is compact, the Arzela-Ascoli Theorem implies there is a closed geodesic C in M that is conjugate to γ in $\pi_1 M$ and $t(\gamma) = \text{length}(C) > 0$ giving the first claim. By (1.3) C is covered by a proper segment $\alpha = (a_-, a_+)$ in Ω that is preserved by γ . By (2.6) M is C^1 so there are the

unique supporting hyperplanes H_{\pm} to $\text{cl } \Omega$ that contain a_{\pm} respectively. Then $Q = H_+ \cap H_-$ is a codimension-2 subspace that is disjoint from Ω by *strict* convexity, and Q is preserved by γ .

The pencil of hyperplanes $\{H_t : t \in L\}$ in $\mathbb{P}V$ that contain Q is dual to a line $L \subset \mathbb{P}(V^*)$. Since γ acts on $L \cong \mathbb{RP}^1$ projectively and non-trivially, it only fixes the two points $[H_{\pm}] \in L$. The other hyperplanes $[H_t]$ are moved by γ away from $[H_-]$ and towards $[H_+]$. Since Ω is strictly-convex, γ moves all points in Ω towards a_+ . Suppose ℓ is a projective line that contains a_- . If ℓ is not contained in H_- then, since H_- is the unique supporting hyperplane at a_- , it follows that $\Omega \cap \ell \neq \emptyset$. Thus $\gamma^k \ell \rightarrow \ell'$ where ℓ' is the projective line containing a_+ . Hence $\gamma^k(\ell \setminus a_-) \rightarrow a_+$ as $k \rightarrow \infty$. This reasoning applied to γ^{-1} gives the corresponding statements for a_- , and implies (2). \square

The point a_+ is called the *attracting*, and a_- is the *repelling*, fixed point of γ , and (a_-, a_+) is called the *axis* of γ . This axis is the only proper segment in Ω preserved by γ . The attracting fixed point of γ^{-1} is the repelling fixed point of γ .

Proposition 1.13 (Unique domain). *Suppose $n \geq 2$ and $\Omega \subset \mathbb{RP}^n$ and $M = \Omega/\Gamma$ is a strictly-convex, closed n -manifold. If Ω' is open and properly-convex and preserved by Γ then $\Omega' = \Omega$.*

Proof. Let X be union, over all $1 \neq \gamma \in \Gamma$, of attracting fixed points of γ . Then $X \subset \text{Fr } \Omega$ by (1.12). Let W be the convex hull of X in $\text{cl } \Omega$. Then $U = W \cap \Omega$ contains the axis of each hyperbolic in Γ , so U is non-empty, convex, Γ -invariant, and $U \subset \Omega$. Thus $\Omega = U$ by (1.11). Since $\partial\Omega$ is strictly-convex it follows $\text{Fr } \Omega = \text{cl } X$.

Since Ω' is preserved by Γ it follows that $\text{cl } \Omega' \supset \text{cl } X$. Now $\text{Fr } \Omega$ is a convex hypersurface of dimensions $n - 1 > 0$. Only one side of $\text{Fr } \Omega$ is locally convex. Hence Ω' contains points on the same side of $\text{Fr } \Omega$ as Ω . Thus $U = \Omega' \cap \Omega \neq \emptyset$ is preserved by Γ . By (1.11) $U = \Omega$, so $\Omega \subset \Omega'$. If $\Omega \neq \Omega'$ there is $x \in \Omega' \cap X$. Then there is a hyperbolic $\gamma \in \Gamma$ that fixes x and preserves Ω' . But x is an attracting fixed point of γ , and γ is an isometry of $d_{\Omega'}$. This is a contradiction, so $\Omega' = \Omega$. \square

Corollary 1.14 (nilpotent subgroups). *If $M = \Omega/\Gamma$ is a closed, strictly-convex, projective manifold, then every nilpotent subgroup of Γ is cyclic.*

Proof. By (1.12) every element of Γ is hyperbolic, and the axis is the only segment preserved by a non-trivial hyperbolic in Γ . Suppose $1 \neq \alpha, \beta \in \Gamma$ and $[[\alpha, \beta], \beta] = \text{I}$. Let ℓ be the axis of β . Then $[\alpha, \beta] = (\alpha\beta\alpha^{-1})\beta^{-1}$ preserves ℓ . Thus $\alpha\beta\alpha^{-1}$ preserves ℓ . But $\alpha\beta\alpha^{-1} \neq \text{I}$ preserves $\alpha\ell$, thus $\alpha\ell = \ell$. It follows that if $\Gamma' \subset \Gamma$ is nilpotent then Γ' preserves an axis.

The action of Γ on Ω is free, so Γ' acts freely on ℓ . A discrete group acting freely by homeomorphisms on \mathbb{R} is cyclic \square

2. CONVEX CONES

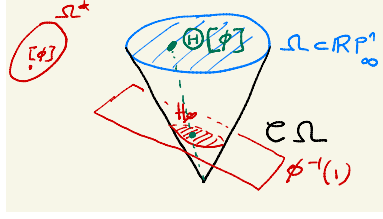
This section is based on work of Vinberg, as simplified by Goldman. We have simplified a bit more. Write $V = \mathbb{R}^{n+1}$ and fix an inner product $\langle \cdot, \cdot \rangle$ on V . This determines a norm on V , and induces a Riemannian metric and associated volume form on every smooth submanifold of V .

Let $S^n = \{x \in V : \|x\|^2 = 1\}$. Recall that a subset $\mathcal{C} \subset V$ is a *cone* if $\mathcal{C} = t \cdot \mathcal{C}$ for all $t > 0$. We will require that $\Omega = \mathcal{C} \cap S^n$ is an open, properly-convex subset of S^n . The *dual cone* is

$$\mathcal{C}^* = \{\phi \in V^* : \phi(\text{cl } \Omega) > 0\}$$

It is easily checked that \mathcal{C}^* is also properly-convex. The *centroid* of a compact convex set K in V is the point $\mu(K)$ in K given by

$$\mu(K) = \int_K x \, \text{dvol}_K \Big/ \int_K \text{dvol}_K$$

FIGURE 2. $\Theta : \Omega^* \rightarrow \Omega$

Given $\phi \in \mathcal{C}^*$ then $\phi^{-1}(1)$ is an affine hyperplane in V , and $H_\phi = \mathcal{C} \cap \phi^{-1}(1)$ is a flat open disc that separates \mathcal{C} . Then $\mathcal{C}_\phi = \mathcal{C} \cap \phi^{-1}(0, 1]$ has finite volume and boundary H_ϕ . Define $\mathcal{V} : \mathcal{C}^* \rightarrow \mathbb{R}$ by

$$\mathcal{V}(\phi) = \text{vol}(\mathcal{C}_\phi) = \int_{\mathcal{C}_\phi} \text{dvol}$$

Given $\phi \in \mathcal{C}^*$ there is $v \in V$ such that $\phi(x) = \langle v, x \rangle$ for all $x \in V$. Let dB be the volume form on S^n . We compute this integral in polar coordinates, so $\text{dvol} = r^n \text{dr} \wedge \text{dB}$. Given $x \in H_\phi$, let $y = x/\|x\|$ be the corresponding point in S^n . Then

$$(1) \quad r(y) = \|x\| = \phi(x)/\phi(y) = \langle y, v \rangle^{-1} \quad \text{and} \quad x = \langle y, v \rangle^{-1} y$$

because $\phi(x) = 1$. Using polar coordinates

$$(2) \quad \mathcal{V}(\phi) = \int_{\mathcal{C}_\phi} r^n \text{dr} \wedge \text{dB} = \int_{\Omega} \left(\int_0^{\langle y, v \rangle^{-1}} r^n \text{dr} \right) \text{dB}_y = (n+1)^{-1} \int_{\Omega} \langle y, v \rangle^{-n-1} \text{dB}_y$$

For $q \in \mathcal{C}$ then $\mathcal{C}_q^* = \{\phi \in \mathcal{C}^* : \phi(q) = 1\}$ is the intersection of a hyperplane with \mathcal{C}^* , and has compact closure.

Proposition 2.1. (i) \mathcal{V} is smooth and strictly-convex.

(ii) $\mathcal{V}(\phi) \rightarrow \infty$ as $\phi \rightarrow \text{Fr } \mathcal{C}^*$.

(iii) $\mathcal{V}(t \cdot \phi) = t^{-n-1} \mathcal{V}(\phi)$ for $t > 0$.

(iv) There is a unique $\phi \in \mathcal{C}_q^*$ at which $\mathcal{V}|_{\mathcal{C}_q^*}$ attains a minimum, and $q = \mu(H_\phi)$.

Proof. Since v and ϕ are linearly related we may regard $\mathcal{V}(\phi)$ as a function $\mathcal{W}(v)$ of v and prove corresponding statements for \mathcal{W} . For fixed y the function $f(v) = \langle y, v \rangle^{-n-1}$ is smooth and convex, and it follows that $\mathcal{W}(v)$ is a smooth, convex function of v . Moreover the second derivative $D^2 f(u, u) < 0$ in the direction of u is strictly negative unless $\langle y, u \rangle = 0$. For each $u \neq 0$ there is an open set $U \subset \Omega$ such that $\langle y, u \rangle \neq 0$ for all $y \in U$. Hence $\mathcal{W}(v)$ is *strictly* convex. This proves (i).

If $\psi \in \text{Fr } \mathcal{C}^*$, then there is $x \in \text{Fr } \mathcal{C}$ with $\psi(x) = 0$. Thus $\mathbb{R}^+ \cdot x \subset \text{cl } \mathcal{C}_\psi$, so \mathcal{C}_ψ is not compact. Moreover \mathcal{C}_ψ is convex and has non-empty interior, so $\text{vol}(\mathcal{C}_\psi) = \infty$. It easily follows that $\mathcal{V}(\phi) \rightarrow \infty$ as $\phi \rightarrow \psi$. This proves (ii), and (iii) is obvious.

Since \mathcal{V}_q is the restriction of the strictly-convex function \mathcal{V} to an affine subspace, \mathcal{V}_q is convex. Since $\mathcal{V}_q(\phi) \rightarrow \infty$ as ϕ approaches $\text{Fr } \mathcal{V}_q$, it follows that \mathcal{V}_q has a unique minimum, which is at the critical point. The gradient of $\mathcal{W}(v)$ is

$$(3) \quad \nabla \mathcal{W} = - \int_{\Omega} \langle y, v \rangle^{-n-2} y \text{dB}_y$$

Now u is tangent to \mathcal{C}_q^* if and only if $\langle q, u \rangle = 0$. Thus the condition for a critical point of \mathcal{V}_q is that $\nabla \mathcal{W} \in \mathbb{R} \cdot q$. It is a pleasant exercise in geometry to show

$$\int_{\Omega} \langle y, v \rangle^{-n-2} y \text{dB}_y = \|v\|^{-1} \int_{H_\phi} x \text{dA}_x = \|v\|^{-1} \mu(H_\phi)$$

Thus the condition is

$$\|v\|^{-1}\mu(H_\phi) \in \mathbb{R} \cdot q$$

Since $\mu(H_\phi)$ is in H_ϕ , and $q \in H_\phi$ it follows that $\mu(H_\phi) = q$. \square

This gives a very simple description of a natural, strictly-convex hypersurface in \mathcal{C} .

Definition 2.2. *If \mathcal{C} is a properly-convex cone let \mathcal{P} be the intersection of all affine halfspaces with the property that the volume of the subset of \mathcal{C} outside the halfspace is 1, and let $\mathcal{S} = \partial\mathcal{P}$*

If $q \in \mathcal{S}$ then with ϕ as in (2.1)(iv) the tangent hyperplane to \mathcal{S} at q is $\phi^{-1}(1)$, and $q = \mu(H_\phi)$. In particular \mathcal{S} is strictly-convex and meets every ray in \mathcal{C} once. Clearly \mathcal{S} is preserved by $\mathrm{SL}(\mathcal{C})$.

If $\Omega = \mathbb{P}\mathcal{C}$ then the dual domain is $\Omega^* = \mathbb{P}\mathcal{C}^*$. If Ω is properly-convex then Ω^* is also properly-convex and $\mu(H_\phi) \in \mathcal{C}$, so there is a well defined map $\Theta : \Omega^* \rightarrow \Omega$ given by $\Theta[\phi] = [\mu(H_\phi)]$.

Corollary 2.3. *If Ω is properly-convex then $\Theta : \Omega^* \rightarrow \Omega$ is a homeomorphism.*

Proof. Given $p \in \Omega$ there is a unique $x \in \mathcal{S}$ with $p = [x]$. By (2.1)(iv) there is a unique $\phi \in \mathcal{C}^*$ with $\phi(x) = 1$ and $\mathcal{V}(\phi) = 1$. Moreover $\mu(H_\phi) = x$ so $\Theta[\phi] = p$. Hence Θ is a bijection. Clearly Θ is continuous. By (2.1)(ii) Θ is proper, and thus a homeomorphism. \square

The dual action of $A \in \mathrm{SL} V$ on $\mathbb{P}V^*$ is given by $A[\phi] = [\phi \circ A^{-1}]$. If $\Gamma \subset \mathrm{SL} V$ and preserves Ω , then the dual action of Γ preserves Ω^* . It is clear that Θ is equivariant with respect to these actions.

Corollary 2.4 (Vinberg). *If $M = \Omega/\Gamma$ is a closed, properly-convex, manifold, then $M^* = \Omega^*/\Gamma$, is a properly-convex manifold that is homeomorphic to M . Thus $\pi_1 M \cong \pi_1 M^*$.*

Proof. Follows from (2.3). \square

The manifold M^* is the dual of M . If $M = \Omega/\Gamma$ then M is called C^1 if Ω is C^1 . It follows from (1.4) that

Corollary 2.5. *M is strictly-convex if and only if M^* is C^1 .*

Corollary 2.6. *If $M = \Omega/\Gamma$ is a closed, strictly-convex manifold, then $M^* = \Omega^*/\Gamma$, is a closed, strictly-convex manifold and $\pi_1 M \cong \pi_1 M^*$. Moreover M is C^1 .*

Proof. By (2.4) M^* is a properly-convex manifold, and $\pi_1 M \cong \pi_1 M^*$. By (1.10) M^* is closed, and strictly-convex. Thus $M = (M^*)^*$ is C^1 by (1.4). \square

The centroid of a bounded open convex set $\Omega \subset \mathbb{R}^n$ is a distinguished point in Ω . We wish to do a something similar for subsets of the sphere $S^n = \{x \in \mathbb{R}^{n+1} : \|x\| = 1\}$. Imagine a room that contains a transparent globe close to one wall, with a light source at the center. The shadow of Belgium appears on the wall. You can rotate the globe so that the centroid of this shadow is the point p on the wall closest to the center of the globe. The point on the globe that projects to p is called the (*spherical*) center of Belgium.

Let $\langle \cdot, \cdot \rangle$ be the standard inner product on \mathbb{R}^{n+1} . The open hemisphere that is the $\pi/2$ neighborhood of $y \in S^n$ is $U_y = \{x \in S^2 : \langle x, y \rangle > 0\}$. Radial projection $\pi_y : U_y \rightarrow T_y S^n$ from the origin onto the tangent space to $\mathbb{R}P_+^n$ at y is given by

$$\pi_y(x) = \frac{x - \langle x, y \rangle y}{\langle x, y \rangle}$$

Identify S^n with $\mathbb{R}P_+^n$ using $\pi_\xi : S^n \rightarrow \mathbb{R}P_+^n$.

Definition 2.7. *If $\Omega \subset \mathbb{R}P_+^n$ is open, then $y \in \Omega^*$ is called a center of Ω if $\hat{\mu}(\pi_y(\Omega)) = \pi_y(y)$.*

If $A \in \mathrm{O}(n+1)$ then A is an isometry of the inner product so $(A\Omega)^* = A(\Omega^*)$, and Ay is a center of $A\Omega$ if y is a center of Ω .

Corollary 2.8. *If $\Omega \subset S^n$ is properly-convex, then it has a unique spherical center. The center is $[x]$, where x is the point on \mathcal{S} that minimizes $\|x\|$.*

Proof. Let $\phi \in V^*$ be given by $\phi(y) = \langle y, x \rangle$. The tangent plane to \mathcal{S} at x is $\phi^{-1}(1)$ and is orthogonal to x . Thus $\pi_x(\Omega) = H_\phi$ and $\mu(H_\phi) = x$. \square

Corollary 2.9. *If $\Omega \subset \mathbb{RP}^n$ is properly-convex and $p \in \Omega$, then there is an affine patch $\mathbb{R}^n \subset \mathbb{RP}^n$ such that p is the centroid of Ω in \mathbb{R}^n .*

Proof. There is a unique $x \in \mathcal{S}$ with $p = [x]$. Choose an inner product on V so that x is the closest point to 0 on \mathcal{S} . The required affine patch is $\mathbb{RP}^n \setminus \mathbb{P}(x^\perp)$. \square

3. OPEN

There is a basic local-to-global principle for convexity:

Proposition 3.1. *If $U \subset \mathbb{R}^n$ is a connected open set, and $K = \text{cl}U$ is compact, and every point in ∂K has a neighborhood in K that is convex, then K is convex.*

If K is in the upper halfspace $x_1 \geq 0$, then $\Omega = \text{int}(K \cap (0 \times \mathbb{R}^n))$ is a convex subset of \mathbb{R}^n if the subset $S \subset \partial K$ where $x_1 > 0$ is a locally convex hypersurface in \mathbb{R}^{n+1} . We now explain how to use this to show that a manifold is properly-convex.

A smooth hypersurface $S \subset \mathbb{R}^n$ is *Hessian-convex* if the surface is locally the zero-set of a smooth, real-valued function with positive-definite Hessian. Suppose $\Omega \subset \mathbb{RP}^n$ is properly-convex and $\mathcal{C}\Omega = \{v \in \mathbb{R}_0^{n+1} : [v] \in \Omega\}$ is the corresponding convex cone. Suppose $M = \Omega/\Gamma$ is a compact, and properly-convex, n -manifold then $\widetilde{W} = \mathcal{C}\Omega/\Gamma \cong M \times (0, \infty)$ is a properly-convex affine $(n+1)$ -manifold. We may quotient out by a homothety to obtain a compact affine $(n+1)$ -manifold $W \cong M \times S^1$.

Suppose there is a hypersurface $S \subset \mathcal{C}\Omega$ that is Γ -invariant and Hessian-convex away from 0. Then $Q = S/\Gamma$ is a compact, Hessian-convex, codimension 1-submanifold of W . Let U be the component of $\mathcal{C}\Omega \setminus S$ whose closure does not contain 0. Let $K \subset \mathbb{RP}^{n+1}$ be the closure of U and regard $\mathbb{RP}^{n+1} = \mathbb{R}^{n+1} \sqcup \mathbb{RP}_\infty^n$. The interior of $K \cap \mathbb{RP}_\infty^n$ can be identified with Ω . The existence of such Q implies the existence of $S \subset \mathbb{R}^{n+1}$, which implies Ω is properly-convex, by the reasoning above.

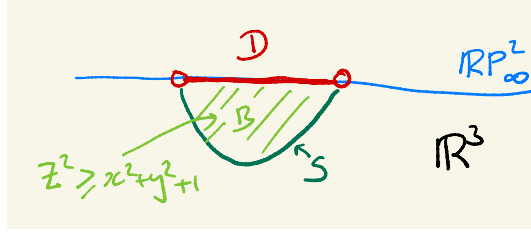
For general reasons (the Ehresmann-Thurston principle) deforming Γ a small amount to Γ' gives a new projective n -manifold $M' \cong M$, and a new affine $(n+1)$ -manifold $W' \cong M \times S^1$. Now W' contains a submanifold Q' that is Hessian-convex, provided the deformation of the developing map is small enough in C^2 . It then follows that M' is properly-convex. This is the approach taken in [10] for non-compact manifolds.

Here, we work with a piecewise linear submanifold Q in place of a smooth one. Hessian convexity is replaced by the condition that at each vertex of the triangulation, certain determinants are strictly positive. This ensures local convexity near the vertex. This version of convexity is preserved by small C^0 -deformations of the developing map. We start by reviewing these ideas for hyperbolic manifolds.

The hyperboloid model of the hyperbolic plane is the action of $\text{SO}(2, 1)$ on the surface $S \subset \mathbb{R}^3$ given by $x^2 + y^2 - z^2 = -1$. We can regard this as an affine action on \mathbb{RP}^3 by using the embedding $\text{SO}(2, 1) \oplus (1) \subset \text{SL}(4, \mathbb{R})$. Identify \mathbb{R}^3 with $\mathbb{RP}^3 \setminus \mathbb{RP}_\infty^2$, then

$$D = \{[x : y : z : 0] : x^2 + y^2 < z^2\} \subset \mathbb{RP}_\infty^2$$

has the same frontier as S and $(\text{SO}(2, 1), D)$ is the projective (Klein) model of the hyperbolic plane.

FIGURE 3. The Hyperboloid and Klein models of \mathbb{H}^2

The surface $\text{cl}(S \cup D) \subset \mathbb{RP}^3$ bounds a closed 3-ball $B \subset \mathbb{RP}^3$. Let $\Omega = B \setminus \text{Fr } D \cong D \times I$. The fact that S is a strictly-convex surface *implies* $\text{cl}(S \cup D)$ is a convex surface in some affine patch which *implies* Ω is properly-convex, and this *implies* D is properly-convex.

The action of $\text{SO}(2, 1) \oplus (1)$ preserves B . Suppose $\Gamma \subset \text{SO}(2, 1)$ and $\Sigma = D/\Gamma$ is a properly-convex projective (and hyperbolic) surface. Let $\Gamma' = \Gamma \oplus (1)$ then $N = B/\Gamma' \cong \Sigma \times [0, 1]$ is a properly-convex manifold with one flat boundary component Σ and one strictly-convex boundary component $M = S/\Gamma$. The fact that M is a strictly-convex surface *implies* Σ is properly-convex. We will generalize this construction to arbitrary properly-convex manifolds in place of Σ . But first we quotient out by a homothety.

Consider the cone $\mathcal{C} = \{\lambda \cdot x : x \in S, \lambda > 0\}$. There is a product structure $\tilde{\phi} : S \times \mathbb{R}^+ \rightarrow \mathcal{C}$ given by $\tilde{\phi}(x, \lambda) = \lambda^{-1} \cdot x$ on \mathcal{C} that is preserved by Γ' . Let $H \subset \text{GL}(4, \mathbb{R})$ be the cyclic group generated by $\exp \text{Diag}(0, 0, 0, 1)$. Then Γ' centralizes H and the group $\Gamma^+ \subset \text{GL}(4, \mathbb{R})$ generated by Γ' and H preserves \mathcal{C} and $W := \mathcal{C}/\Gamma^+$ is a 3-manifold.

In what follows $\mathbb{R}^+ = \{x \in \mathbb{R} : x > 0\}$, and $S^1 = \mathbb{R}^+ / \exp(\mathbb{Z})$, has universal cover \mathbb{R}^+ . There is a product structure $\phi : M \times S^1 \rightarrow W$ covered by $\tilde{\phi}$, and the surfaces $\phi(\Sigma, \theta)$ are convex. The reader might contemplate all this in the case of one dimension lower, where $\Gamma \subset \text{SO}(1, 1)$ is generated by a hyperbolic and \mathcal{C}/Γ^+ is an affine structure on $S^1 \times S^1$.

We regard \mathbb{R}^+ as a subgroup of $\text{GL}(1, \mathbb{R})$, and write an element as either x or as (x) . Let $\text{FG}(n) = \text{SL}(n, \mathbb{R}) \oplus \mathbb{R}^+ \subset \text{GL}(n+1, \mathbb{R})$. We also use the notation \mathbb{R}^+ to denote the subgroup $1 \oplus \mathbb{R}^+ \subset \text{FG}(n)$. *Flow geometry* is the subgeometry $(\text{FG}(n), \mathbb{R}_0^n) \subset (\text{GL}(n+1, \mathbb{R}), \mathbb{RP}^n)$ of projective geometry where $\mathbb{R}_0^n \equiv \{[x : 1] : x \in \mathbb{R}_0^n\} \subset \mathbb{RP}^n$. The subgroup $\mathbb{R}^+ \subset \text{FG}(n)$ is called the *homothety flow* and the action of $1 \oplus (t)$ on \mathbb{R}_0^n is given by $(1 \oplus (t))[x : 1] = [x : t]$, or in affine coordinates by $(1 \oplus (t))x = t^{-1} \cdot x$. Thus points in \mathbb{R}_0^n move *towards* 0 as t increases. The projection $\pi_{\text{hor}} : \text{FG}(n) \rightarrow \text{SL}(n, \mathbb{R})$ is called the *horizontal holonomy* and $\pi_{\text{rad}} : \text{FG}(n) \rightarrow \mathbb{R}^+$ is called the *radial holonomy*.

Definition 3.2. *If M is a closed n -manifold then a flow product structure on $M \times S^1$ is a flow geometry structure (dev, ρ) such that:*

- $\text{dev}(x, t) = t^{-1} \cdot \text{dev}(x, 1)$ where $(x, t) \in \tilde{M} \times \mathbb{R}^+$.
- $\pi_{\text{rad}}(\rho \pi_1 M) = 1$ regarding $\pi_1 M \subset \pi_1(M \times S^1)$.

It follows that $\pi_{\text{rad}}(\rho \pi_1 M \times S^1) = \exp \mathbb{Z}$. The action of \mathbb{R}^+ on the right factor of $\tilde{W} = \tilde{M} \times \mathbb{R}^+$ is conjugate, by the developing map, to the homothety action on \mathbb{R}_0^{n+1} . The action of S^1 on the right factor of $W = M \times S^1$ is covered by this action on \tilde{W} . We call all of these actions *homothety*.

Flow geometry is also a subgeometry of affine geometry, so we may use affine notions. Suppose $V \cong \partial V \times [0, 1]$ is a submanifold of an affine n -manifold W . Then $S = \partial V$ is a *convex hypersurface*, and is *locally convex*, if, for every point $p \in S$, there is a small neighborhood $U \subset W$, such that $\text{dev}(U \cap V) \subset \mathbb{R}^n$ is convex. If, in addition, every maximal flat subset of \tilde{S} is compact, then S is

and c respectively. Let $A = C_B \cap \ell_a$ and observe that $b = C_a \cap \ell_b$. Consider the quadrilateral in V with corners $S = \{a, b, A, B\}$.

In the following $V \times \mathbb{R} = \mathbb{R}^3$ and *height* of the point (x, y, z) in \mathbb{R}^3 is z . A line in \mathbb{R}^3 is *horizontal* if the z -coordinate is constant. Now $h(a) = h(b) = h(C_a)$ and $h(A) = h(B) = h(C_B)$. Thus the line L_{ab} in \mathbb{R}^3 connecting $(a, h(a))$ to $(b, h(b))$ is horizontal and the same is true for line L_{AB} connecting $(A, h(A))$ and $(B, h(B))$. The lines $[a, b]$ and $[A, B]$ in V are parallel because $[A, B] = e^r[a, b]$. Hence L_{ab} and L_{AB} are parallel in \mathbb{R}^3 , and are thus contained in a flat plane $P \subset \mathbb{R}^3$ consisting of all points $(x, y, \eta(x, y))$, where $\eta(x, y)$ is some affine function. The four points $\{(x, h(x) = \eta(x)) : x \in S\}$ lie in P . Now $c = t \cdot a + (1 - t)B$, so

$$\eta(c) = t \cdot \eta(a) + (1 - t)\eta(B) = t \cdot h(a) + (1 - t)h(B) = t \cdot h(a) + (1 - t)h(A)$$

We must show $h(c) \leq \eta(c)$. Let C_c be the contour containing c . Then C_c meets ℓ_a at a point a' so $h(c) = h(a')$. Since $h(t \cdot x) = -\log t + h(x)$ the restriction of h to a flowline is convex and decreases moving away from 0. Let $d = t \cdot a + (1 - t)A$ then d is between 0 and a' so

$$h(a') \leq h(d) \leq t \cdot h(a) + (1 - t)h(A) = \eta(c)$$

which proves claim 2.

Claim 3 Q is a closed subset of \tilde{N} . Otherwise there is a sequence $q_k \in Q$ that converges to a point q in the frontier of Q . Then there is a sequence of subspaces $V_k \subset \mathbb{R}^{n+1}$ and $W_k \subset \tilde{N}$ as above such that $W_k \subset \text{dev}^{-1}V_k$ contains a line segment $[p, q_k]$. Then V_k converges to V and W_k converges to W , and the segments $[p, q_k]$ converge to a segment $[p, w]$ in W that does not contain q . Since dev is affine, $\text{dev}[p, w]$ is a finite line segment in V and it limits on a point a in the frontier of U , otherwise there is a segment $[p, w']$ in W that contains w .

Let $\kappa : [0, 1] \rightarrow V$ be affine with $\kappa(0) = \text{dev}(p)$ and $\kappa(1) = a$. Then $\kappa : [0, 1] \rightarrow U$ because it is the limit of affine segments from $\text{dev}(p)$ to a point on C that approaches a , and all these segments are in $U = \mathbb{R}^+ \cdot C$.

Now $g = h \circ \kappa : [0, 1] \rightarrow \mathbb{R}^+$ is convex because κ is affine and h is convex. Moreover g is bounded since $a \in V$ and C is outwards convex. Since g is convex, either g is decreasing, or there is $0 < t < 1$ with $g|_{[t, 1]}$ increasing. Thus after shrinking the domain and rescaling the parameter $\gamma : [0, 1] \rightarrow U$ and $\lim_{t \rightarrow 1} \gamma(t) = a$ and $g = h \circ \gamma$ is bounded and monotonic. Let $\lambda = -\lim_{t \rightarrow 1} g(t)$. Replace γ by $\lambda^{-1} \cdot \gamma$ then γ limits on $\lambda^{-1} \cdot a$. Thus we may assume $\lambda = 1$.

Then $\pi_N \circ \gamma : [0, 1] \rightarrow N$ spirals in towards, and limits on, a subset of $\pi_N(R) \subset N$. The limit set is flat because $\pi_N \circ \gamma$ is affine. The preimage in \tilde{N} of the limit set is not compact, otherwise the limit point maps to a . This contradicts flow-convex, so $a \in U$. This proves claim 3.

Since \tilde{N} is connected $Q = \tilde{N}$ so dev is injective on all of \tilde{N} . Hence $R' = \text{dev } R$ is a hypersurface embedded in \mathbb{R}^{n+1} that it is transverse to the radial direction and convex outwards. Moreover R' is a closed subset of \mathbb{R}^{n+1} . It follows that the subset of \mathbb{R}^{n+1} bounded by R' on the locally convex side is a convex set. Moreover $\text{dev } \tilde{N}$ is the cone on R' from 0 and is thus properly-convex. \square

A smooth hypersurface $S \subset \mathbb{R}^n$ is *Hessian-convex* if the surface is locally the zero-set of a smooth, real-valued function with positive-definite Hessian. We want a PL analog in an affine manifold.

A hypersurface S in an affine manifold W is a *convex hypersurface*, and is *locally convex* if, for every point $p \in S$, there is a small neighborhood $U \subset W$, such that $\text{dev}(U \cap V) \subset \mathbb{R}^n$ is convex. If, in addition, every maximal flat subset of \tilde{S} is compact, then S is called *strongly locally convex*. This condition is automatic if S contains no segment, but we will apply it when S is triangulated with flat simplices.

Suppose W is an affine n -manifold. If $\sigma, \tau \subset W$ are $(n - 1)$ -simplices and $\sigma \cap \tau \neq \emptyset$ they are *coplanar* if they have lifts $\tilde{\sigma}, \tilde{\tau} \subset \tilde{W}$ with $\tilde{\sigma} \cap \tilde{\tau} \neq \emptyset$ and $\text{dev}(\tilde{\sigma} \cup \tilde{\tau})$ is contained in a hyperplane. A hypersurface, $S \subset W$, is *simplicial* if it has a triangulation by flat simplices. If, in addition, S

is locally convex, and whenever two $(n - 1)$ -simplices intersect they are not coplanar, then S is *generic-convex*.

The *convex hull*, $\text{CH}(Y)$, of $Y \subset \mathbb{R}^n$ is the intersection of all the *closed* convex sets that contain Y . Let $\pi_\xi : V_0 \rightarrow \mathbb{P}_+(V)$ be the projection $\pi_\xi(x) = [x]_+$. The next result can be proved by using the existence of a *characteristic hypersurface* [16], [21], or of an *affine sphere* [6], [20].

Theorem 3.5. *Suppose $\mathcal{C} \subset \mathbb{R}^{n+1}$ is a convex cone and $\Omega = \pi_\xi(\mathcal{C}) \subset \mathbb{RP}_+^n$ and $M = \Omega/\Gamma$ is a properly-convex closed manifold.*

Then there is a convex proper submanifold $P \subset \mathcal{C}$ with $t \cdot P \subset P$ for all $t \geq 1$, and $(\pi_\xi|_{\partial P}) : \partial P \rightarrow \Omega$ is a homeomorphism. Moreover $\partial P/\Gamma \subset \mathcal{C}/\Gamma$ is a compact, generic-convex simplicial hypersurface.

Proof. Let $X \subset \mathcal{C}$ be the points on and above \mathcal{S} . Then X/Γ is a convex submanifold of \mathcal{C}/Γ with boundary a smooth strictly-convex hypersurface \mathcal{S}/Γ . Let $H \subset V$ be an affine hyperplane that separates X into two components, one of which is bounded and projects into a small ball $Y \subset X/\Gamma$. Replace X by $X \setminus Y$. This can be done finitely many times, so that what remains is a set $P \subset X$ as required. \square

Corollary 3.6 (Lee [19]). *A properly-convex manifold has a convex polyhedral fundamental domain.*

Proof. Use the notation in the proof of (3.5). Let H be a closed halfspace such that contains X such that $X \cap \partial H = x$. Let $Y = \cap(\gamma \cdot H)$ where the intersection is over all $\gamma \in \Gamma$. Then $X \subset Y \subset \mathcal{C}\Omega$, and $Q = Y \cap \partial H$ is a convex polytope and $\partial Y = \Gamma \cdot Q$ is a locally finite union of images of Q . It follows that $\pi_\xi(Q)$ is a convex polyhedral fundamental domain. \square

Lemma 3.7. *If $S \subset M$ is a generic-convex simplicial hypersurface then S is strongly locally convex. Moreover, for each vertex v of S , there is a neighborhood $U(v) \subset M$, such that the hypersurface S' obtained by moving each vertex v inside $U(v)$ is generic-convex.*

Proof. The first conclusion is immediate. The generic convex condition is equivalent to the positivity of the determinants of certain $n \times n$ matrices formed by vectors of the form $u - v$ for certain vertices, u , adjacent v in S . If the vertices of S are moved a small enough distance, these determinants remain positive. Thus S' is generic-convex. Now we explain the determinant condition.

Let K be the union of the simplices in S that contain v . Then $\dim K = n - 1$. Suppose σ is a simplex in K of dimension $(n - 1)$. Then σ is contained in a hyperplane H . If K is generic convex then the closure, W , of one component of the complement of H satisfies that $W \cap K = \sigma$.

Conversely, S is generic convex at v if this condition holds for each such σ . Let $\{v_0, \dots, v_{n-1}\}$ be the vertices of σ . Let $f(v) = \det(v_0 - v : v_1 - v : \dots : v_{n-1} - v)$. The condition for generic convexity is that the sign of $f(v)$ is constant as v ranges over all vertices in the link of K that are not in σ . \square

Let $\text{FC}(M \times S^1) \subset \text{Hom}(\pi_1 M, \text{SL}(n + 1, \mathbb{R}))$ consist of all σ such that there is a flow convex structure (dev, ρ) on $M \times S^1$ with $\sigma = \pi_{\text{hor}} \circ \rho$.

Theorem 3.8. *If $M \times S^1$ is compact, then $\text{FC}(M \times S^1)$ is an open subset of $\text{Hom}(\pi_1 M, \text{SL}(n + 1, \mathbb{R}))$ where $n = \dim M$.*

Proof. Suppose (dev_0, ρ_0) is a flow convex structure on $W = M \times S^1$. By (3.4) W is properly-convex. Thus M is properly convex. Then by (3.5) there is a triangulation, \mathcal{T} , of W such that $M \times 0$ is a generic-convex subcomplex of the triangulation that is outwards locally convex.

Let $\mathcal{C} \subset \mathbb{R}_0^{n+1}$ be the image of dev_0 and $\Gamma = \rho_0(\pi_1 W)$. Then \mathcal{C} is triangulated by $\text{dev } \tilde{\mathcal{T}}$. Suppose $K \subset \mathcal{C}$ is a compact set. Let D be a finite subcomplex that contains K such that $\Gamma \cdot D = \mathcal{C}$. Let \mathcal{V} be the set of vertices of D and choose a subset $\mathcal{V}^- \subset \mathcal{V}$ that consists of one point in each Γ -orbit.

For each $v \in \mathcal{V}$ there is a unique $g_v \in \pi_1 M$ such that $\rho_0(g_v)v \in \mathcal{V}^-$. Given $v \in \mathcal{V}$ define $f_v : \text{Rep}(M) \rightarrow \mathbb{R}_0^{n+1}$ by

$$(4) \quad f_v(\rho) = \rho(g_v^{-1})\rho_0(g_v)v$$

for $\rho \in \text{Rep}(M)$. This is continuous and $f_v(\rho_0) = v$. Define $\mathcal{V}(\rho) = \{f_v(\rho) : v \in \mathcal{V}\}$, then $\mathcal{V}(\rho_0) = \mathcal{V}$. If ρ is close enough to ρ_0 , there is a simplicial complex $D(\rho) \subset \mathbb{R}^{n+1}$ with vertex set $\mathcal{V}(\rho)$, and a simplicial homeomorphism $F : D \rightarrow D(\rho)$ defined as follows.

If $X \subset D$ a map $F : X \rightarrow \mathbb{R}^{n+1}$ is called *equivariant* if whenever $a, b \in X$ and $g \in \pi_1 M$ and $\rho_0(g)a = b$ then $\rho(g)F(a) = F(b)$. Since the action of Γ is free there is at most one such g .

Define $F : \mathcal{V} \rightarrow \mathcal{V}(\rho)$ by $F(v) = f_v(\rho)$. Two vertices $u, v \in \mathcal{V}$ have the same image in M if and only if $\rho_0(g_v)v = \rho_0(g_u)u \in \mathcal{V}^-$. Since $\rho_0(g_v)v = \rho(g_v)f_v(\rho)$ it follows from (4) that $\rho(g_v)f_v(\rho) = \rho(g_u)f_u(\rho)$, thus $\rho(g_v)F(v) = \rho(g_u)F(u)$. Hence F is equivariant. Extend F over each simplex $\sigma \in D$ using the affine map determined by the images of the vertices. This extension is equivariant. If ρ is close enough to ρ_0 then F is a homeomorphism.

Whenever $g \in \pi_1 M$, and $\rho_0(g)$ identifies two simplices in ∂D , we use $\rho(g)$ to identify the corresponding simplices of $D(\rho)$. Set $M = D / \sim$ and $N = D(\rho) / \sim$. Then F covers a simplicial homeomorphism $f : M \rightarrow N$. Using $M = \mathcal{C} / \Gamma$ then $\tilde{M} = \mathcal{C}$, and $D \subset \tilde{M}$. It follows that N is an affine structure on M for some developing pair (dev, ρ) with $\text{dev}|_D = F$. Since $K \subset D$, by choosing ρ close enough to ρ_0 , then $\text{dev}|_K$ is close to $\text{dev}_0|_K$. By choosing K large enough, it follows from (3.7) that the subcomplex $W \times 0$ is generic-convex, and thus locally convex. Thus (dev, ρ) is a flow convex structure on M . \square

3.1. Proof of (0.1)Open. Suppose $\rho_0 \in \text{Rep}_P(M)$ and (dev, ρ_0) is a development pair for M . By (3.5) there is a flow convex structure on $M \times S^1$ with horizontal holonomy ρ_0 . By (3.8) if ρ is close to ρ_0 there is a flow convex structure on $M \times S^1$ with horizontal holonomy ρ . By (3.4) this is a properly-convex structure. Thus M has a properly-convex structure with holonomy ρ . \square

4. CLOSED

Suppose ρ_k is a sequence of holonomies of properly-convex real projective structures on M , so that $M \cong \Omega_k / \rho_k(\pi_1 M)$ with Ω_k properly-convex. Suppose the holonomies converge $\lim \rho_k = \rho_\infty$. If M is strictly-convex, a special case of Chuckrow's theorem (4.2) implies ρ_∞ is discrete and faithful; in general σ is neither. After taking a subsequence we may assume $\Omega_\infty = \lim \Omega_k \subset \mathbb{RP}^n$ exists. If Ω_∞ is properly-convex then $\Omega_\infty / \rho_\infty(\pi_1 M)$ is a properly-convex structure on M . But Ω_∞ might have smaller dimension, or it might not be properly-convex. We describe this by saying *the domain has degenerated*.

The *box estimate* (4.3) implies that one may replace the original sequence ρ_k by conjugates ρ'_k which preserve domains Ω'_k and $\lim \rho'_k = \sigma$, and $\lim \Omega'_k = \Omega$ is properly-convex. Then $N = \Omega / \sigma(\pi_1 M)$ is a properly-convex manifold homotopy equivalent to M . Hence N is closed and $\pi_1 M \cong \pi_1 N$. It then follows from Gromov-Hausdorff convergence that M is homeomorphic to N . Also N is strictly-convex by (1.9) because $\pi_1 M \cong \pi_1 N$. Finally, σ is irreducible by (4.1), which implies that, in fact, the original domains Ω_k did not degenerate. Thus ρ_∞ is the holonomy of a strictly-convex structure on M . We start with the algebraic preliminaries.

Theorem 4.1 (Irreducible). *Suppose $M = \Omega / \Gamma$ is a strictly-convex closed manifold and $\dim M \geq 2$. Then Γ does not preserve any proper projective subspace.*

Proof. Suppose $\mathbb{R}^{n+1} = U \oplus V$ with $U \neq 0 \neq V$ and Γ preserves U . Then Γ preserves $Y = \text{cl } \Omega \cap \mathbb{P}_+ U$. Now $Y \cap \Omega = \emptyset$ by (1.11). Suppose $Y = \emptyset$. By the hyperplane separation theorem, there is $\phi \in V^*$ such that $\ker \phi$ contains U , and $\phi(\Omega) > 0$. Thus $[\phi] \in \mathbb{P}_+ U^0 \cap \Omega^*$. By (2.6) the dual manifold $M^* = \Omega^* / \Gamma$ is compact and strictly-convex, and the dual action of Γ preserves U^0 , which contradicts (1.11). Thus $Y \neq \emptyset$, so $Y \subset \text{Fr } \Omega$. Since M is strictly-convex, Y is a single point that is fixed by Γ .

Thus every non-trivial element of Γ has an axis with one endpoint at Y . If ℓ and ℓ' are the axes of $\gamma, \gamma' \in \Gamma$ then they limit on Y . Now Ω is C^1 at Y by (2.5) so $d_\Omega(p, \ell') \rightarrow 0$ as the point p on ℓ approaches c . Let $\pi : \Omega \rightarrow M$ be the projection. Then $C = \pi(\ell)$ and $C' = \pi(\ell')$ are closed geodesics that approach arbitrarily closely. It follows that $C = C'$, so $\ell = \ell'$. Thus Γ preserves ℓ which contradicts (1.11) unless $\Omega = \ell$, but then $\dim M = 1$. \square

The following is a special case of Chuckrow's theorem [8],[14](8.4).

Lemma 4.2. *If M is a closed, strictly-convex, projective manifold and $\dim M \geq 2$, then the closure of $\text{Rep}_S(M)$ in $\text{Rep}(M)$ consists of discrete faithful representations.*

Proof. Let d be the metric on $G = \text{GL}(m+1, \mathbb{R})$ given by $d(g, h) = \max |(g - h)_{ij}|$ and set $\|g\| = d(I, g)$. Let $\mathcal{W} \subset \pi_1 M$ be a finite generating set. Suppose the sequence $\rho_n \in \text{Rep}_S(M)$ converges to $\rho_\infty \in \text{Rep}(M)$. Then there is a compact set $K \subset G$ such that $\rho_n(\mathcal{W}) \subset K$ for all n .

The map $\theta : G \times G \rightarrow G$ given by $\theta(g, h) = [[g, h], h]$ has zero derivative on $G \times I$. Thus there is a neighborhood $U \subset G$ of the identity such that if $k \in K$ and $u \in U$, then $\|[[k, u], u]\| \leq \|u\|/2$.

Since $\rho = \rho_n$ is discrete, there is $\alpha \in \pi_1 M$ that minimizes $\|\rho(\alpha)\|$. Suppose that $\rho(\alpha) \in U$. If $\beta \in \mathcal{W}$, then $\rho(\beta) \in K$, so $\|\rho[[\beta, \alpha], \alpha]\| \leq \|\rho\alpha\|/2$. By minimality, $\rho[[\beta, \alpha], \alpha] = I$, and since ρ is injective, $[[\beta, \alpha], \alpha] = I$. By (1.14) α and β commute. Since \mathcal{W} is a generating set, α is central in $\pi_1 M$. Thus the entire group preserves the axis of α . This contradicts (1.11) because $n \geq 2$. Thus $\rho_\infty(\alpha) \notin U$, so ρ_∞ is discrete and faithful. \square

Let $\mathfrak{B} = \prod_{i=1}^n [-1, 1] \subset \mathbb{R}^n \subset \mathbb{RP}^n$ and if $K > 0$ then $K \cdot \mathfrak{B} = \prod_{i=1}^n [-K, K]$ is called a *box*.

Lemma 4.3 (Box estimate). *If $A = (A_{ij}) \in \text{GL}(n+1, \mathbb{R})$ and $K \geq 1$ and $[A](\mathfrak{B}) \subset K \cdot \mathfrak{B}$ then*

$$|A_{ij}| \leq 2K \cdot |A_{n+1, n+1}|$$

Proof. Set $\alpha = A_{n+1, n+1}$. Using the standard basis we have that

$$[x_1 e_1 + \cdots + x_n e_n + e_{n+1}] = [x_1 : x_2 : \cdots : x_n : 1] = (x_1, \dots, x_n) \in \mathfrak{B} \quad \Leftrightarrow \quad \max_i |x_i| \leq 1$$

First consider the entries $A_{i, n+1}$ in the last column of A . Since $[e_{n+1}] = 0 \in \mathfrak{B}$ we have

$$[Ae_{n+1}] = [A_{1, n+1} e_1 + A_{2, n+1} e_2 + \cdots + A_{n, n+1} e_n + \alpha e_{n+1}] \in K \cdot \mathfrak{B}$$

It follows that $|A_{i, n+1}/\alpha| \leq K$. This establishes the bound when $j = n+1$ and $i \leq n$.

Next consider the entries $A_{n+1, j}$ in the bottom row with $j \leq n$. Observe that

$$p = [te_j + e_{n+1}] \in \mathfrak{B} \quad \Leftrightarrow \quad |t| \leq 1$$

Then $[A]p = [A(te_j + e_{n+1})] \in K \cdot \mathfrak{B}$. This is in \mathbb{R}^n so the e_{n+1} component is not zero. Hence $tA_{n+1, j} + \alpha \neq 0$ whenever $|t| \leq 1$ and it follows that $|A_{n+1, j}| < |\alpha|$. Since $K \geq 1$ the required bound follows when $i = n+1$ and $j \leq n$.

The remaining entries are $1 \leq i, j \leq n$. Since $p = [p_1 : \cdots : p_{n+1}] = [A(te_j + e_{n+1})] \in K \cdot \mathfrak{B}$ it follows that

$$|t| \leq 1 \quad \Rightarrow \quad \left| \frac{p_i}{p_{n+1}} \right| = \left| \frac{A_{i, n+1} + tA_{i, j}}{\alpha + tA_{n+1, j}} \right| \leq K$$

For all $|t| \leq 1$ the denominator is not zero hence $|A_{n+1, j}| < |\alpha|$. It follows that

$$|\alpha + tA_{n+1, j}| \leq 2|\alpha|$$

Thus

$$|t| \leq 1 \quad \Rightarrow \quad |A_{i, n+1} + tA_{i, j}| \leq 2K \cdot |\alpha|$$

We may choose the sign of $t = \pm 1$ so that the $A_{i, n+1}$ and $tA_{i, j}$ have the same sign. Then

$$|A_{i, j}| \leq |A_{i, n+1} + tA_{i, j}|$$

Which gives the result $|A_{i, j}| \leq 2|\alpha| \cdot K$ in this remaining case. \square

Lemma 4.4 (Uniform estimate). *For each dimension n there is $K = K(n) > 1$ such if $\Omega \subset \mathbb{R}^n$ is an open bounded convex set with inertia tensor $Q_\Omega = x_1^2 + \cdots + x_n^2$ and centroid at the origin, then $K^{-1}\mathfrak{B} \subset \Omega \subset K \cdot \mathfrak{B}$. Moreover, if $A \in \text{GL}(\Omega)$, then $|A_{ij}| \leq K \cdot |A_{n+1,n+1}|$.*

Proof. The first conclusion is given by the theorem of Fritz John, [13] with $K = \sqrt{n}$, see also [1]. Let $D = \text{Diag}(K, \dots, K, 1) \in \text{GL}(n+1, \mathbb{R})$ then $\mathfrak{B} \subset D(\Omega) \subset K^2\mathfrak{B}$. Set $A' = D \cdot A \cdot D^{-1}$ then $A' \in \text{GL}(D(\Omega))$, thus $|A'_{ij}| \leq 2K^2 \cdot |A'_{n+1,n+1}|$ by (4.3). Now $|A'_{n+1,n+1}| = |A_{n+1,n+1}|$ and $|A_{i,j}| \leq K^2|A'_{i,j}|$ thus $|A_{ij}| \leq 2K^4 \cdot |A_{n+1,n+1}|$. The result now holds using the constant $2K^4$. \square

4.1. Proof of (0.2)Closed. Suppose $\rho \in \text{Rep}(M)$ is the limit of the sequence $\rho_k \in \text{Rep}_s(M)$. Let $\Omega_k \subset \mathbb{R}P^n$ be the properly-convex open set preserved by $\Gamma_k = \rho_k(\pi_1 M)$, then $M \cong M_k = \Omega_k/\Gamma_k$. Choose an affine patch $\mathbb{R}^n \subset \mathbb{R}P^n$. Then by (2.8) there is $\alpha_k \in \text{PO}(n+1)$ such that $\alpha_k(\Omega_k) \subset \mathbb{R}^n$ has center $0 \in \mathbb{R}^n$. We may choose α_k so that the inertia tensor $Q_k = Q(\alpha_k(\Omega_k))$ is diagonal in the standard coordinates on \mathbb{R}^n , and the entries on the main diagonal of Q_k are non-increasing going down the diagonal. Since $\text{PO}(n+1)$ is compact, after subsequencing we may assume the conjugates of ρ_k by α_k converge. We now replace the original sequence of representations and domains by this new sequence.

Let $K = K(n)$ be given by (4.4). There is a unique positive diagonal matrix D_k such that $Q_k = D_k^{-2}$. Set $\Omega'_k = D_k\Omega_k$, then $Q_{\Omega'_k} = x_1^2 + \cdots + x_n^2$. By (4.4), there is $K > 1$ depending only on n , such that

$$K^{-1}\mathfrak{B}_1 \subset \Omega'_k \subset K \cdot \mathfrak{B}_1$$

Given $g \in \pi_1 M$ then $A = A(k, g) = \rho_k(g) \in \text{SL}(n+1, \mathbb{R})$ preserves Ω_k . The matrix $B = B(k, g) = D_k A(k, g) D_k^{-1}$ preserves Ω'_k . By (4.4)

$$\forall i, j \quad |B_{i,j}| \leq K \cdot |B_{n+1,n+1}|$$

Since D_k is diagonal it follows that

$$B_{n+1,n+1} = A_{n+1,n+1}$$

Now $A_{n+1,n+1} = A(k, g)_{n+1,n+1}$ converges as $k \rightarrow \infty$ for each g . Hence the entries of $B(k, g)$ are uniformly bounded for fixed g as $k \rightarrow \infty$. Thus we may pass to a subsequence where $B(k, g) = D_k \rho_k(g) D_k^{-1}$ converges for every $g \in \pi_1 M$, and this gives a limiting representation $\sigma = \lim D_k \rho_k D_k^{-1}$.

The space consisting of properly-convex open sets Ω with $K^{-1} \cdot \mathfrak{B}_1 \subset \Omega \subset K \cdot \mathfrak{B}_1$ is compact. Therefore there is a subsequence so that $\Omega = \lim \Omega'_k$ exists. Then $K^{-1}\mathfrak{B}_1 \subset \Omega \subset K \cdot \mathfrak{B}_1$ so Ω is open and properly-convex. Then σ is discrete and faithful by (4.2), and $\Gamma = \sigma(\pi_1 M)$ preserves Ω , so $N = \Omega/\Gamma$ is a properly-convex manifold. Since M is closed and $\pi_1 M \cong \pi_1 N$, then by (1.5) N is also closed. Since M is strictly-convex, (1.10) implies N is strictly-convex.

Since $\text{Rep}_P(N)$ is open, for $D_k \rho_k(g) D_k^{-1}$ close enough to σ , there is a properly-convex open set $\Omega'_k \subset \mathbb{R}P^n$ that is preserved by Γ_k and $N_k = \Omega'_k/\Gamma_k$ is homeomorphic to N . By (1.10) N_k is strictly-convex. By (1.13) $\Omega'_k = \Omega_k$ so $N \cong N_k = M_k \cong M$. Thus $\sigma \in \text{Rep}_S(M)$.

If D_k does not remain bounded, since the entries are non-increasing going down the diagonal, and $\rho_k(g)$ remains bounded, $\sigma(g)$ is block upper triangular and therefore σ is reducible. Since N is strictly-convex, (4.1) implies σ is irreducible, therefore D_k stays bounded. Hence we may subsequence the D_k so they converge. Then $\sigma = \rho$, so $\rho \in \text{Rep}_S(M)$. \square

REFERENCES

- [1] K. Ball. Ellipsoids of maximal volume in convex bodies. *Geom. Dedicata*, 41(2):241–250, 1992.
- [2] Y. Benoist. Convexes divisibles. I. In *Algebraic groups and arithmetic*, pages 339–374. Tata Inst. Fund. Res., Mumbai, 2004.
- [3] Y. Benoist. Convexes divisibles. III. *Ann. Sci. Ecole Norm. Sup. (4)*, 38(5):793832, 2005.
- [4] Y. Benoist. A survey on divisible convex sets. In *Geometry, analysis and topology of discrete groups*, volume 6 of *Adv. Lect. Math. (ALM)*, pages 1–18. Int. Press, Somerville, MA, 2008.

- [5] J.-P. Benzécri. Sur les variétés localement affines et localement projectives. *Bull. Soc. Math. France*, 88:229–332, 1960.
- [6] S. Y. Cheng and S. T. Yau. On the regularity of the Monge-Ampère equation $\det(\partial^2 u / \partial x_i \partial x_j) = F(x, u)$. *Comm. Pure Appl. Math.*, 30(1):41–68, 1977.
- [7] S. Choi and W. Goldman. Convex real projective structures on closed surfaces are closed. *Proc. Amer. Math. Soc.*, pages 657–661, 1993.
- [8] V. Chuckrow. Schottky groups and limits of Kleinian groups. *Bull. Amer. Math. Soc.*, 73:139–141, 1967.
- [9] D. Cooper, D. D. Long, and S. Tillmann. On convex projective manifolds and cusps. *Adv. Math.*, 277:181–251, 2015.
- [10] D. Cooper, D. D. Long, and S. Tillmann. Deforming convex projective manifolds. *Geom. Topol.*, 22(3):1349–1404, 2018.
- [11] D. Cooper and S. Tillmann. On properly-convex real-projective manifolds with Generalized Cusps. *in preparation*, 2020.
- [12] D. Cooper and S. Tillmann. The space of properly-convex structures. *in preparation*, 2020.
- [13] F. John. Extremum problems with inequalities as subsidiary conditions. In *Studies and Essays Presented to R. Courant on his 60th Birthday, January 8, 1948*, pages 187–204. Interscience Publishers, Inc., New York, N. Y., 1948.
- [14] M. Kapovich. *Hyperbolic manifolds and discrete groups*. Modern Birkhäuser Classics. Birkhäuser Boston, Inc., Boston, MA, 2009. Reprint of the 2001 edition.
- [15] I. Kim. Rigidity and deformation spaces of strictly convex real projective structures on compact manifolds. *J. Differential Geom.*, pages 189–2181, 2001.
- [16] M. Koecher. Positivitätsbereiche im R^n . *Amer. J. Math.*, 79:575–596, 1957.
- [17] J.-L. Koszul. Variétés localement plates et convexité. *Osaka J. Math.*, 2:285–290, 1965.
- [18] J.-L. Koszul. Déformations de connexions localement plates. *Ann. Inst. Fourier (Grenoble)*, 18(fasc. 1):103–114, 1968.
- [19] J. Lee. A convexity theorem for real projective structures. *Geom. Dedicata*, 182:1–41, 2016.
- [20] J. Loftin. Survey on affine spheres. In *Handbook of geometric analysis, No. 2*, volume 13 of *Adv. Lect. Math. (ALM)*, pages 161–191. Int. Press, Somerville, MA, 2010.
- [21] È. B. Vinberg. The theory of homogeneous convex cones. *Trudy Moskov. Mat. Obšč.*, 12:303–358, 1963.

DC: DEPARTMENT OF MATHEMATICS, UNIVERSITY OF CALIFORNIA, SANTA BARBARA, CA 93106, ULSA

ST: SCHOOL OF MATHEMATICS AND STATISTICS, THE UNIVERSITY OF SYDNEY, NSW 2006, AUSTRALIA

E-mail address: `cooper@math.ucsb.edu`

E-mail address: `stephan.tillmann@sydney.edu.au`