

Sub-barrier pathways to Freeman resonances

Michael Klaiber,^{*} Karen Z. Hatsagortsyan,[†] and Christoph H. Keitel
 Max-Planck-Institut für Kernphysik, Saupfercheckweg 1, 69117 Heidelberg, Germany
 (Dated: September 16, 2020)

The problem of Freeman resonances [R. R. Freeman *et al.*, Phys. Rev. Lett. **59**, 1092 (1987)] when strong field ionization is enhanced due to transient population of excited states during the ionization, is revisited. An intuitive model is put forward which explains the mechanism of intermediate population of excited states during nonadiabatic tunneling ionization via the under-the-barrier recollision and recombination. The theoretical model is based on perturbative strong-field approximation (SFA), where the sub-barrier bound-continuum-bound pathway is described in the second order SFA, while the further ionization from the excited state by an additional perturbative step. The enhancement of ionization is shown to arise due to constructive interference of contributions into the excitation amplitudes originating from different laser cycles. The applied model provides an intuitive understanding of the electron dynamics during a Freeman resonance in strong field ionization, as well as means of enhancing the process and possible applications to related processes.

I. INTRODUCTION

The enhancement of strong field ionization due to transient excitation of Stark-shifted bound states is well-known from experiments in multiphoton regime of ionization and is termed as Freeman resonances [1–13]. It is assumed that the excitation at Freeman resonances happens due to a bound-bound multiphoton transition, when the electron wave function during transition is localized within the binding potential. With increased laser intensity, the tunneling through the laser suppressed Coulomb barrier becomes dominant and the bound electron moves from the ground state immediately to the continuum. Strong field approximation (SFA) [14–16] describes successfully direct strong field ionization in tunneling and multiphoton regimes as well as in the intermediate nonadiabatic regime [17, 18], when the electron gains energy during the tunneling [19]. The quantum orbit picture [20, 21] which stems from the SFA description, applying saddle-point approximation (SPA) in calculation of integrals in S-matrix amplitude, provides intuitive understanding of strong field ionization processes. Can the quantum orbit picture be extended to interpret the electron dynamics at Freeman resonances?

In the tunneling regime the atom excitation due to bound-bound transitions is not probable, because it is overwhelmed by electron tunneling into the continuum. In the nonadiabatic tunneling excitations can happen only when the electron revisits the atomic core, i.e. at recollisions. However, the common recollisions via excursion in the real continuum [22], are accompanied by a large spreading of the electron wave packet, which reduces significantly the recollision probability. Recently, it has been recognized that recollision can happen also within the sub-barrier dynamics during tunneling [23]. The latter may contribute to the electron transition to the excited state as long as the electron gains sufficient energy during the nonadiabatic tunneling.

In this paper we develop a theory for Freeman resonances in the nonadiabatic tunneling regime which is based on the

concept of the under-the-barrier recollision. We employ SFA, treating the recollision with the atomic core within a perturbative approach. The resonant channel of ionization is described within the next-order perturbation of SFA. The given description allows for an interpretation of the process as taking place via sub-barrier recollision with increasing energy in the nonadiabatic regime and transition to the excited state, with further ionization after some time delay, see the interaction scheme in Fig. 1. The proposed model provides a physical explanation via quantum orbit picture for the resonantly enhanced strong field ionization involving excited states at a Freeman resonance.

The paper is organized as follows. The theoretical model is described in Sec. II. The half-cycle and multi-cycle contributions to the Freeman resonances are discussed in Secs. III A

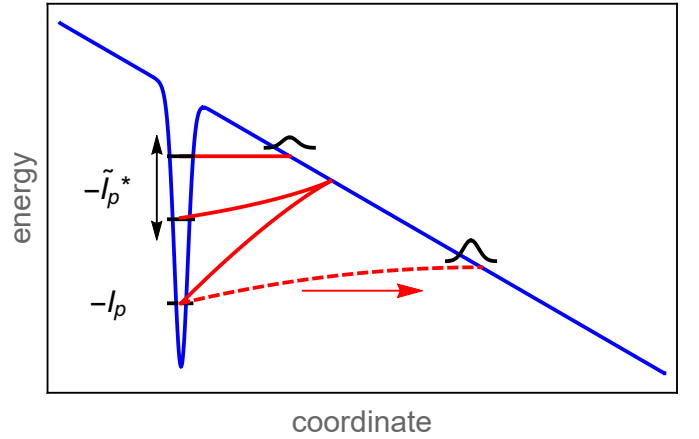


FIG. 1. The scheme of the resonantly enhanced nonadiabatic tunneling (Freeman resonance): the sub-barrier recollision (described by a quantum trajectory propagating from the bound state up to the barrier surface, reflected, and tunneled back to the core) may yield to recombination to the Stark-shifted excited state of the atom, which is followed by further ionization. The electron energy in the excited state is up-lifted due to the laser dressing during dwelling in the excited state before further ionization. Dashed line shows the path of the direct nonadiabatic ionization.

^{*} klaiber@mpi-hd.mpg.de

[†] k.hatsagortsyan@mpi-hd.mpg.de

and III B, respectively. The photoelectron spectra within the present model are presented in Sec. III C, and our conclusion is given in Sec. IV.

II. THEORETICAL MODEL

Our main aim is to provide an intuitive picture within the new scheme for Freeman resonances. For this purpose it is important to have analytical theory and, therefore, we illustrate the new scheme in a simple and transparent one dimensional (1D) model. We expect the picture to hold also in 3D, because the under-the-barrier recollision is virtually one dimensional along the parabolic coordinate even in the full 3D consideration. The ionization dynamics of an atom in a strong laser field is described by the Hamiltonian

$$H = \hat{p}^2/2 + V(x) + H_I(t), \quad (1)$$

where \hat{p} is the momentum operator, $V(x)$ is the potential of the atomic core, and $H_I(t) = xE(t)$ is the laser-electron interaction Hamiltonian, with the laser electric field $E(t)$.

The theoretical treatment is based on SFA. We begin with the exact ionization amplitude $m(p)$ for the photoelectron with a final momentum p :

$$m(p) = -i \int dt \langle \psi_p^V(t_f) | U(t_f, t) H_I(t) | \phi(t) \rangle, \quad (2)$$

where $U(t_f, t)$ is the exact time-evolution operator (TEO), with an asymptotic time t_f , $\psi_p^V(x, t) = \frac{1}{\sqrt{2\pi}} \exp[i(p + A(t))x + iS(t)]$ is the Volkov wave function [24], with the contracted classical action $S(t) = \int_t^\infty ds [p + A(s)]^2/2$, and $\phi(x, t) = \phi(x) \exp(iI_p t)$ is the wave function of the atomic bound state, with the ionization potential I_p , $\kappa = \sqrt{2I_p}$ is the atomic momentum. The linearly polarized laser pulse is described by the vector potential $A(t) = (E_0/\omega)f(t) \sin(\omega t)$, with the field amplitude E_0 , the frequency ω , $E(t) = -\frac{\partial A}{\partial t}$, and the slowly varying pulse envelope $f(t)$.

We describe the strong field ionization via resonant excitation during nonadiabatic tunneling. This pathway includes an under-the-barrier recollision due to which a transition to the excited state happens, from where the electron is readily ionized via tunneling or an over-the-barrier passage. To model the described pathway, in Eq. (2) we need to approximate the exact TEO $U(t', t'')$, which is designed to describe the laser driven sub-barrier dynamics of the electron, including an intermediate revisiting the atomic core. For this reason we represent the exact TEO symbolically as follows

$$U(t', t'') = \sum_n |\tilde{\phi}_n(t')\rangle \langle \tilde{\phi}_n(t'')|, \quad (3)$$

with the sum running over the exact basis set $|\tilde{\phi}_n(t)\rangle$, representing the exact solutions of the Schrödinger equation in the laser and the atomic potential fields. As $U(t', t'')$ recounts the dynamics via direct ionization and through the laser-dressed excited state, we extend the sum in Eq. (3) over continuum states and bound states. Taking into account that for the direct ionization the influence of the potential is negligible and during the resonance only one excited state $|\tilde{\phi}^*(t)\rangle$ is important in the

sum of Eq. (3), the one which has an energy that fits to the energy of the recolliding electron, we approximate:

$$U(t', t'') \approx |\tilde{\phi}^*(t')\rangle \langle \tilde{\phi}^*(t'')| + U^V(t', t''), \quad (4)$$

where $U^V(t', t'') = \int dw |\psi_w^V(t')\rangle \langle \psi_w^V(t'')|$ is the Volkov-TEO. Using Eqs. (2) and (4), we derive the SFA amplitude:

$$m(p) = -i \int dt \langle \psi_p^V(t) | H_I(t) | \phi(t) \rangle - i \int dt \langle \psi_p^V(t_f) | \tilde{\phi}^*(t_f) \rangle \langle \tilde{\phi}^*(t) | H_I(t) | \phi(t) \rangle. \quad (5)$$

Further, we neglect direct bound-bound transitions during the laser dressing of the bound state, assuming that the laser-dressed bound state emerges from the corresponding bare bound state due to the action of the Volkov-Dyson expansion:

$$|\tilde{\phi}^*(t)\rangle \approx -i \int_{t_i}^t dt' U^V(t, t') V U^V(t', t_i) |\phi^*(t_i)\rangle, \quad (6)$$

$$\langle \tilde{\phi}^*(t) | \approx -i \int_{t_i}^t dt' \langle \phi^*(t_f) | U^V(t_f, t') V U^V(t', t), \quad (6)$$

where t_i is the initial time when the laser field is turned on, and $|\phi^*(t)\rangle$ is the corresponding bare atomic eigenstate. The potential V is accounted for perturbatively to describe recombination to the excited state during the sub-barrier rescattering. Here it is assumed that the zeroth order term yields an unphysical boundary term and is neglected. Hence the amplitude reads

$$m(p) = m_1(p) + m_3(p) \quad (7)$$

$$m_1(p) = -i \int dt \langle \psi_p^V(t) | H_I(t) | \phi(t) \rangle \quad (8)$$

$$m_3(p) = i \int dt \int_{t_i}^t dt' \int dt'' \int dq \int dw \int dv \times \langle \psi_p^V(t'') | V | \psi_v^V(t'') \rangle \langle \psi_v^V(t_i) | \phi^*(t_i) \rangle \langle \phi^*(t_f) | \psi_w^V(t_f) \rangle \times \langle \psi_w^V(t') | V | \psi_q^V(t') \rangle \langle \psi_q^V(t) | H_I(t) | \phi(t) \rangle, \quad (9)$$

with the direct ionization amplitude $m_1(p)$, and the ionization amplitude with a Freeman resonance $m_3(p)$. To simplify the calculation of the high-order amplitude $m_3(p)$, we model the atom by a short-range potential.

Dressing of the bound states emerges in Eq. (7) due to transitions to intermediate Volkov states given by the integrations over the momenta v and w . The mathematical structure of the dressing of the excited state consists of two integrals of the form

$$\int dx \int dp \exp \left[-i \int_{t_i}^t ds (p + A(s))^2/2 - ipx - \kappa^* |x| \right] = 2\pi \exp \left[-i \int_{t_i}^t ds (i\kappa^* + (-1)^k A(s))^2/2 \right], \quad (10)$$

which were solved with the two-dimensional SPA. Here, the factor $(-1)^k$ corresponds to the k^{th} half-cycle and arises from the derivative of $|\alpha(t)|$, with the excursion coordinate $\alpha(t) = \int_t^t A(s)ds$. The integration over the momenta v and w results in dressing of the excited state with the vector potential of the laser field via $i\kappa^* \rightarrow i\kappa^* + A(s)$, effectively shifting the

excited state energy from $-I_p^*$ to $-I_p^* + U_p$, with the laser ponderomotive potential $U_p = E_0^2/4\omega^2$, $\kappa^* = \sqrt{2I_p^*}$, and the ionization potential of the excited state I_p^* . The remaining integrals in $m(p)$ over the times t, t', t'' and q are calculated by SPA.

We gain a physical insight of the excitation process from the saddle-point conditions. The saddle points for these four variables t, t', t'' and q are determined from the following equations

$$[q(t', t) + A(t)]^2/2 = -\kappa^2/2 \quad (11)$$

$$q(t', t) = -\frac{\alpha(t') - \alpha(t)}{t' - t} \quad (12)$$

$$(i\kappa^* + (-1)^i A(t'))^2/2 = (q(t', t) + (-1)^i A(t'))^2/2 \quad (13)$$

$$(p + (-1)^j A(t''))^2/2 = (i\kappa^* + (-1)^j A(t''))^2/2, \quad (14)$$

with the factors $(-1)^i$ and $(-1)^j$ corresponding to the processes in the i^{th} and j^{th} half-cycles. The Eqs. (11)-(14) describe the electron dynamics during the Freeman resonance. The ionization path begins at t from the ground state, see Eq. (11). The electron revisits the atomic core at t' , when the intermediate momentum $q(t', t)$ fulfills Eq. (12), which may lead to the electron recombination into the dressed excited state, see Eq. (13). We choose the recolliding trajectory with sub-barrier excursion dynamics. In this case all saddle points are complex with similar real parts, but different imaginary parts, and the interpretation of the sub-barrier motion is in order. In the considered nonadiabatic tunneling regime the electron gains energy during tunneling which allows for the transition to the dressed excited state, according to Eq. (13). Finally, the electron is ionized from the dressed excited state at time t'' , given by Eq. (14).

III. RESULTS

A. The half-cycle contribution to the yield

Firstly, we examine the excitation of a Rydberg state via sub-barrier recollision. Let us analyze the contribution to the excitation yield Y_{ex} during a half-cycle of the laser field. We define $Y_{ex} \equiv \int |m_{ex}(p)|^2 dp$, with the excitation amplitude due to sub-barrier rescattering

$$m_{ex} = i \int dt \int_{t'} dt' \int dq \int dw \langle \phi^*(t_f) | \psi_w^V(t_f) \rangle \times \langle \psi_w^V(t') | V | \psi_q^V(t') \rangle \langle \psi_q^V(t) | H_I(t) | \phi(t) \rangle, \quad (15)$$

which is derived from Eq. (9), dropping the amplitudes of ionization from the excited state. The ratio of the resonant excitation to the direct ionization yield, Y_{ex}/Y_1 , is shown in Figs. 2(a) and (b), where $Y_1 = \int |m_1(p)|^2 dp$. We see that the excitation during a half-cycle is quite small. The excitation probability is significantly damped at large I_p^* , and at large fields, which can be explained as follows. The process takes place at the laser field maximum, when the spatial distribution of the dressed excited state is concentrated at the distance

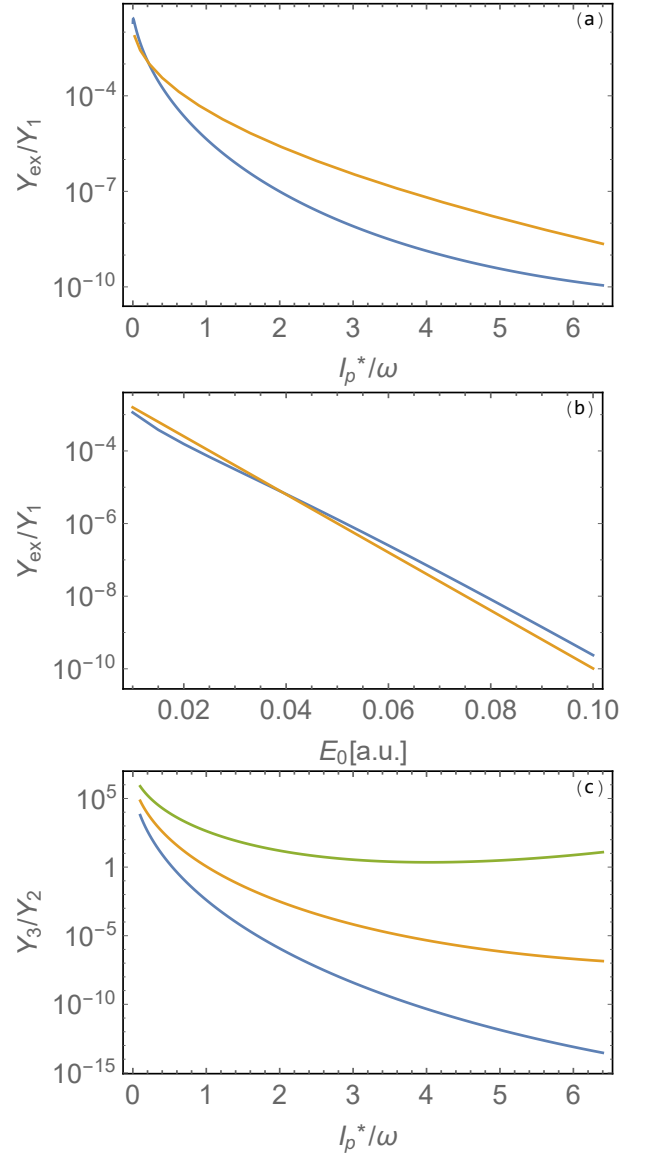


FIG. 2. Ratio of the excitation yield to that of the direct ionization Y_{ex}/Y_1 (blue) from a single half-cycle: (a) vs I_p^*/ω , for $E_0 = 0.025$ a.u.; (b) vs the laser field amplitude E_0 for $\kappa^* = 0.23$ a.u.; $\omega = 0.05$ a.u., $\kappa = 1$ a.u., $\gamma = 2$, (orange) the scaling $\sim \exp(-2\kappa^*\alpha)$. (c) Ratio Y_3/Y_2 of the ionization yields due to the sub-barrier recollision with (Y_3) and without (Y_2) excited state, respectively, for $E_0 = 0.035$ a.u. (blue), $E_0 = 0.025$ a.u. (orange) and $E_0 = 0.015$ a.u. (green).

$\alpha \sim E_0/\omega^2$ away from the core, with the width $\sim 1/\kappa^*$, meanwhile, for recombination the recolliding electron arrives at the core, because momentum transfer from the core is needed for recombination. As a results the recombination into the excited state is suppressed by a factor $\exp(-2\kappa^*\alpha)$, see Figs. 2(a) and (b).

How the availability of the intermediate excited state changes the probability of the sub-barrier path is demonstrated in Fig. 2(c), where the ratio Y_3/Y_2 of the ionization yield during a half-cycle period due to the sub-barrier recollision with

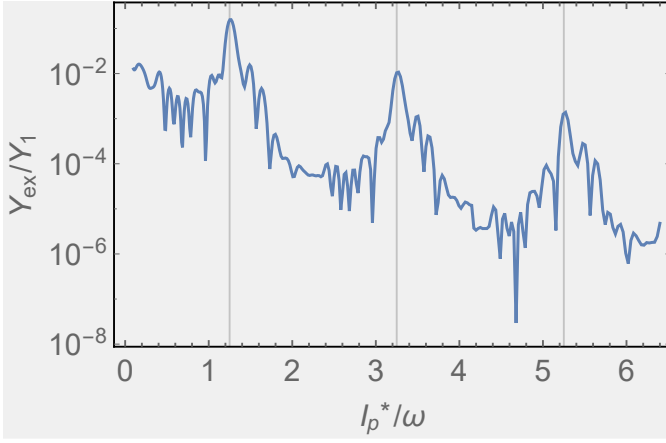


FIG. 3. Ratio of the excitation yield to that of the direct ionization Y_{ex}/Y_1 from 10 cycles, for $E_0 = 0.025$ a.u., $\omega = 0.05$ a.u., ($\gamma = 2$ for the ground state $\kappa = 1$). The resonance conditions $(U_p + I_p^* - I_p) = 2\ell\omega$, with an integer ℓ , for the given excited state ($\mathcal{P}_e = 1$) are indicated by vertical lines.

($Y_3 = \int |m_3|^2 dp$) and without ($Y_2 = \int |m_2|^2 dp$) excited state is shown. Here, the sub-barrier recollision is described in the second-order SFA by the matrix element

$$m_2 = - \int dt \int_{t'} dt' \int dq \langle \psi_p^V(t') | V | \psi_q^V(t') \rangle \langle \psi_q^V(t) | H_I(t) | \phi(t) \rangle.$$

During the half-cycle there is no resonance enhancement in the excitation, which is created only due to multi-cycle interference. Nevertheless, we see that even in that case the intermediate bound state increases the ionization probability several times at small energies of the excited state I_p^* and weak fields. There are two reasons for this enhancement. Firstly, the electron gains energy during the dwelling in the excited state, which increases further ionization probability. For instance, the energy of the electron at the recombination t' is approximately -0.3 a.u. at $\omega = 0.05$ a.u. for all values of the Keldysh parameter $\gamma = \kappa\omega/E_0$, whereas the laser-dressed energy at the tunneling from the excited state at t'' is significantly larger, approximately $-I_p^*$ for small final momenta. Secondly, the electron wave packet spreading is suppressed during the dwelling time in the excited state. The spreading factor is dominating, and it is larger for larger Keldysh parameters, therefore the enhancement due to absence of spreading is also larger for larger γ . At large fields and large ionization energies of the excited state the recombination into the excited state is suppressed by the factor $\sim \exp(-2\kappa\alpha)$, which suppress severely the excitation probability and the ionization via Freeman resonances. We note that the enhancement of the ionization yield due to the transient excitation is not large in the half-cycle contribution, but significantly boosted due to multi-cycle interference, as discussed below.

B. Multi-cycle interference

A conspicuous resonance effect emerges in a long laser pulse when interference of contributions in the ionization amplitudes from different laser cycles is included. The structure of the m_3 amplitude is a product of an amplitude of direct ionization and a recombination amplitude into the dressed excited state. The three-dimensional saddle points are, therefore, decoupled and recombination can happen in a different half-cycle than the direct ionization. Consequently we add:

$$m_3 = \sum_i m_{1,i}^* \sum_{j \leq i} m_{ex,j} \quad (16)$$

where the ionization from the excited state takes place in the i^{th} half-cycle, and the recombination in the j^{th} one, where the time ordering ionization after recombination is insured by $j \leq i$. The phase of the excitation amplitude has the form

$$\Phi_j = (-1)^j \kappa^* [\alpha(t') - \alpha(t_i)] - \left[\frac{\kappa^{*2}}{2} t'' - \beta(t'') + \beta(t_i) \right] - \int_{t''}^{t'} ds \frac{[q(t', t'') + A(s)]^2}{2} + \frac{\kappa^2}{2} t'' + \frac{1 - \mathcal{P}_e}{2} i \log[\alpha(t)], \quad (17)$$

where j is the half-cycle number, $\dot{\beta}(t) = A^2(t)/2$, and \mathcal{P}_e is the parity of the excited state. Two consecutive half-cycles with $t' \rightarrow t' + \pi/\omega$ and $t'' \rightarrow t'' + \pi/\omega$ have the phase difference $\Delta\Phi = \pi(U_p + I_p^* - I_p)/\omega + \pi(1 - \mathcal{P}_e)/2$. The interference of excitation amplitudes in the second sum of Eq. (16) is constructive, and the yield is enhanced, if the resonance condition is fulfilled:

$$U_p + I_p^* - I_p = \ell\omega, \quad (18)$$

with an integer ℓ ; even ℓ corresponds to the case of the same parity of the ground and the excited states, and odd ℓ to the opposite parities. For the given excited state, the resonance peaks with respect to the state energy (or the laser intensity) have 2ω separation, see Fig. 3. It is due to constructive interference of the excitation amplitudes originating from each half-cycle. Comparison of the multi-cycle yield in Fig. 3 with that of a single-half cycle one of Fig. 2(a) shows that the yield Y_{ex}/Y_1 scales roughly quadratically with the number of laser cycles. This is because the resonance comes from the coherent contributions of half-cycle terms in the sum $\sum_j m_{ex,j}$ in Eq. (16). Our model includes only one (lowest) excited state, more resonances are possible when higher excited states are considered.

C. Photoelectron spectra

We analyze the signature of the resonant transient excitation during strong field ionization in the photoelectron spectra. Photoelectron energy distribution in a 10-cycle laser pulse is shown in Fig. 4 in the case of the resonant excitation. We see that our model of excitations via sub-barrier recollision is able to describe the typical photoelectron spectra at Freeman resonances. Double peak structures arises in spectrum, see Fig. 4. One peak in series corresponds to the direct ionization from the

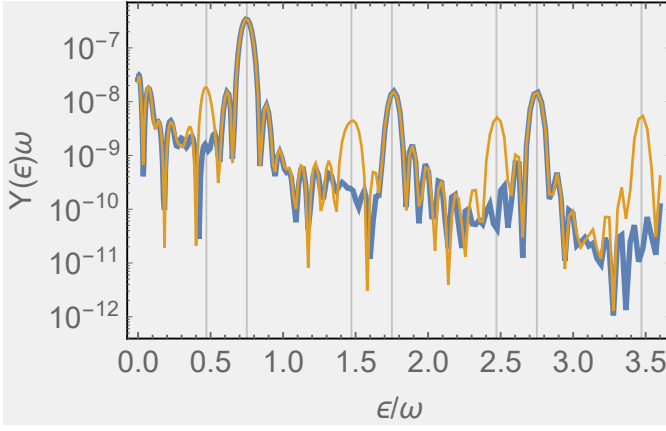


FIG. 4. Photoelectron energy spectrum in a 10-cycle laser pulse in a logarithmic scale: (blue) direct ionization via m_1 and (orange) ionization at a Freeman resonance via $m_1 + m_3$; $E_0 = 0.025$ a.u., $\omega = 0.05$ a.u., $\kappa^* = 0.23$ a.u., $\kappa = 1$ a.u., $\gamma = 2$. Grid lines indicate the ionization from the ground state $n - (I_p + U_p)/\omega$, and from the excited state $n - (I_p^* + U_p)/\omega$; $U_p + I_p^* - I_p = 10.72$.

ground state with the energy conservation $n\omega = p^2/2 + U_p + I_p$. The second peak in series is due to the Freeman resonance. It corresponds to the multiphoton transition from the excited state with the energy $-I_p^* + U_p$ to the continuum with the energy $p^2/2 + U_p$, with the energy conservation $n\omega = p^2/2 + I_p^*$, see grid lines in Fig. 4.

IV. CONCLUSION

We have proposed an intuitive model for Freeman resonances in the nonadiabatic tunneling ionization. Using specific quantum orbits provided by strong field approximation theory, we show a concrete pathway leading to the transient population of intermediate excited states during strong field ionization. What is interesting, the pathway along which the electron gains

energy necessary for the transfer to the excited state, mostly travels under-the barrier, reflects from the outer surface of the barrier, propagates back to the core, and recombines to the excited bound state. All this sub-barrier recollision takes place during imaginary time within a single half-cycle, visualizing the electron vertical transition in the strongly driven atom [18]. We found that the available excited bound state can increase the probability of the sub-barrier recolliding pathway, even during the single half-cycle contribution. The latter is mostly due to the suppressed spreading of the electron wave packet, during the dwelling time in the excited state. Although the transition probability during an half-cycle is small, it is resonantly enhanced due to constructive interference of contributions to the excitation amplitude emerging from different half-laser cycles, proportional to the square of the number of half cycles. As each half-cycle gives an interfering contribution, the resonance condition of different orders for a certain excited state in this model are separated by twice of a photon energy. The described sub-barrier pathway of the Freeman resonance is relevant in the nonadiabatic tunneling regime, when the electron gains energy during tunneling, enabling transition to the laser dressed excited state.

As an outlook beyond the scope of this paper, let us note on a possible application of the presented model of the Freeman resonances via sub-barrier recollision on the strong field electron-positron pair production problem in ultrastrong laser fields. When pairs are produced during the impinging of the laser beam on a nucleus (ion, or other atomic system), then the produced electron from vacuum due to multiphoton process can be captured into the bound state in the Coulomb potential. This bound-free channel of pair production has been thoroughly investigated in Refs. [25–29]. However, rather than real bound-free pair production, the state of a bound-free pair can emerge virtually as a transition state, which finally may end up with a free electron and positron state. This pathway resembles conceptually to the Freeman resonance discussed in this paper. The present model of the under-the barrier recollision can be extended for the solution of Dirac equation describing excitation of the Dirac sea electron into a positive energy state, with transient capture into the bound state.

-
- [1] R. R. Freeman, P. H. Bucksbaum, H. Milchberg, S. Darack, D. Schumacher, and M. E. Geusic, “Above-threshold ionization with subpicosecond laser pulses,” *Phys. Rev. Lett.* **59**, 1092–1095 (1987).
 - [2] P. Agostini, P. Breger, A. L’Huillier, H. G. Muller, G. Petite, A. Antonetti, and A. Migus, “Giant Stark shifts in multiphoton ionization,” *Phys. Rev. Lett.* **63**, 2208–2211 (1989).
 - [3] R. R. Freeman and P. H. Bucksbaum, “Investigations of above-threshold ionization using subpicosecond laser pulses,” *J. Phys. B* **24**, 325 (1991).
 - [4] E. Mevel, P. Breger, R. Trainham, G. Petite, P. Agostini, Arnold. Migus, J. P. Chambaret, and A. Antonetti, “Atoms in strong optical fields: Evolution from multiphoton to tunnel ionization,” *Phys. Rev. Lett.* **70**, 406–409 (1993).
 - [5] M. J. Nandor, M. A. Walker, L. D. Van Woerkom, and H. G. Muller, “Detailed comparison of above-threshold-ionization spectra from accurate numerical integrations and high-resolution measurements,” *Phys. Rev. A* **60**, R1771–R1774 (1999).
 - [6] R. Wiehle, B. Witzel, H. Helm, and E. Cormier, “Dynamics of strong-field above-threshold ionization of argon: Comparison between experiment and theory,” *Phys. Rev. A* **67**, 063405 (2003).
 - [7] T. Morishita, Z. Chen, S. Watanabe, and C. D. Lin, “Two-dimensional electron momentum spectra of argon ionized by short intense lasers: Comparison of theory with experiment,” *Phys. Rev. A* **75**, 023407 (2007).
 - [8] Yi Wang, J. Zhang, Z. Xu, Y.-S. Wu, J. T. Wang, and D.-S. Guo, “Direct theoretical method for the determination of peak laser intensities from Freeman resonances in above-threshold ionization,” *Phys. Rev. A* **80**, 053417 (2009).
 - [9] R M Potvliege and Svetlana Vučić, “Freeman resonances in high-order above-threshold ionization,” *J. Phys. B* **42**, 055603 (2009).

- (2009).
- [10] Min Li, Peng Zhang, Siqiang Luo, Yueming Zhou, Qingbin Zhang, Pengfei Lan, and Peixiang Lu, “Selective enhancement of resonant multiphoton ionization with strong laser fields,” *Phys. Rev. A* **92**, 063404 (2015).
 - [11] N. A. Hart, J. Strohmer, A. A. Kolomenskii, G. G. Paulus, D. Bauer, and H. A. Schuessler, “Selective strong-field enhancement and suppression of ionization with short laser pulses,” *Phys. Rev. A* **93**, 063426 (2016).
 - [12] P. Stammer, S. Patchkovskii, and F. Morales, “Evidence of ac-stark-shifted resonances in intense two-color circularly polarized laser fields,” *Phys. Rev. A* **101**, 033405 (2020).
 - [13] D. Chetty, R. D. Glover, B. A. deHarak, X. M. Tong, H. Xu, T. Pauly, N. Smith, K. R. Hamilton, K. Bartschat, J. P. Ziegel, N. Douguet, A. N. Luiten, P. S. Light, I. V. Litvinyuk, and R. T. Sang, “Observation of dynamic stark resonances in strong-field excitation,” *Phys. Rev. A* **101**, 053402 (2020).
 - [14] L. V. Keldysh, “Ionization in the field of a strong electromagnetic wave,” *Zh. Eksp. Teor. Fiz.* **47**, 1945–1957 (1964).
 - [15] F. H. M. Faisal, “Multiple absorption of laser photons by atoms,” *J. Phys. B* **6**, L89 (1973).
 - [16] H. R. Reiss, “Effect of an intense electromagnetic field on a weakly bound system,” *Phys. Rev. A* **22**, 1786 (1980).
 - [17] G. L. Yudin and M. Yu. Ivanov, “Nonadiabatic tunnel ionization: Looking inside a laser cycle,” *Phys. Rev. A* **64**, 013409 (2001).
 - [18] M. Yu. Ivanov, M. Spanner, and O. Smirnova, “Anatomy of strong field ionization,” *J. Mod. Opt.* **52**, 165–184 (2005).
 - [19] M. Klaiber, K. Z. Hatsagortsyan, and C. H. Keitel, “Tunneling dynamics in multiphoton ionization and attoclock calibration,” *Phys. Rev. Lett.* **114**, 083001 (2015).
 - [20] P. Salieres, B. Carré, L. Le Déroff, F. Grasbon, G. G. Paulus, H. Walther, R. Kopold, W. Becker, D. B. Milošević, A. Sanpera, and M. Lewenstein, “Feynman’s Path-Integral Approach for Intense-Laser-Atom Interactions,” *Science* **292**, 902–905 (2001).
 - [21] W. Becker, F. Grasbon, R. Kopold, D. B. Milošević, G. G. Paulus, and H. Walther, “Above-threshold ionization: from classical features to quantum effects,” *Adv. Atom. Mol. Opt. Phys.* **48**, 35 (2002).
 - [22] P. B. Corkum, “Plasma perspective on strong field multiphoton ionization,” *Phys. Rev. Lett.* **71**, 1994 (1993).
 - [23] M. Klaiber, K. Z. Hatsagortsyan, and C. H. Keitel, “Under-the-tunneling-barrier recollisions in strong-field ionization,” *Phys. Rev. Lett.* **120**, 013201 (2018).
 - [24] D. M. Wolkow, “Über eine Klasse von Lösungen der Diracschen Gleichung,” *Z. Phys.* **94**, 250 (1935).
 - [25] C. Müller, A. B. Voitkov, and N. Grün, “Nonlinear bound-free pair creation in the strong electromagnetic fields of a heavy nucleus and an intense x-ray laser,” *Phys. Rev. Lett.* **91**, 223601 (2003).
 - [26] C. Müller, A. B. Voitkov, and N. Grün, “Few-photon electron-positron pair creation in the collision of a relativistic nucleus and an intense x-ray laser beam,” *Phys. Rev. A* **70**, 023412 (2004).
 - [27] Carsten Müller, Carlus Deneke, and Christoph H. Keitel, “Muon-pair creation by two x-ray laser photons in the field of an atomic nucleus,” *Phys. Rev. Lett.* **101**, 060402 (2008).
 - [28] C. Deneke and C. Müller, “Bound-free e^+e^- pair creation with a linearly polarized laser field and a nuclear field,” *Phys. Rev. A* **78**, 033431 (2008).
 - [29] J. Sommerfeldt, R. A. Müller, A. N. Artemyev, and A. Surzhykov, “Polarization effects in bound-free pair production,” *Phys. Rev. A* **100**, 042511 (2019).