

Inapproximability for Local Correlation Clustering and Dissimilarity Hierarchical Clustering

Vaggos Chatziafratis* Neha Gupta† Euiwoong Lee‡

October 6, 2020

Abstract

We present hardness of approximation results for Correlation Clustering with local objectives and for Hierarchical Clustering with dissimilarity information. For the former, we study the local objective of Puleo and Milenkovic (ICML '16) that prioritizes reducing the disagreements at data points that are worst off and for the latter we study the maximization version of Dasgupta's cost function (STOC '16). Our **APX**-hardness results imply that the two problems are hard to approximate within a constant of $\frac{4}{3} \approx 1.33$ (assuming $\mathbf{P} \neq \mathbf{NP}$) and $\frac{9159}{9189} \approx 0.9967$ (assuming the Unique Games Conjecture) respectively.

1 Introduction

Partitioning items based on pairwise similarity or dissimilarity information has been a ubiquitous task in machine learning and data mining with many different variants across sciences, depending on the form of the provided data and the desired output. For example, one of the earliest formulations in clustering is Lloyd's k -means objective [Llo82]¹, which was a major step towards precise ways of evaluating candidate solutions, similar to k -median or k -center and other graph k -cut objectives, where k denotes the number of clusters in the final partition. A disadvantage shared by such k -partitioning formulations of clustering is the parameter k itself: as k may be unknown or dynamically changing with the collected data, we would like to alleviate the requirement of specifying a fixed number of clusters a priori and design non-parametric alternatives. Two established and well-studied such approaches are *Correlation Clustering* and *Hierarchical Clustering*.

1.1 Correlation Clustering with Local Objectives

In Correlation Clustering (CC) [BBC04], we are given a graph G on n nodes, whose edges are labelled as “+” or “−” representing whether two items are similar or dissimilar respectively. In the original formulation, the goal is to produce a clustering respecting the edge labeling as much as possible, i.e., positive edges should lie in the same cluster, whereas negative edges should be placed across different clusters. We say an edge is in *disagreement* or is *misclassified* or is an *error*, if it is positive yet placed across clusters, or if it is negative yet placed within a cluster. Notice that if in the optimum solution, no edge is in disagreement then the problem is trivial: simply output the connected components formed by the endpoints of “+” edges. Generally, no such perfect clustering exists so we want to find a partition that approximates² the optimum. An advantage of this formulation is that the number of clusters is not predefined (bypassing the need to specify k) and naturally it has been extremely useful both in theory [BBC04, Swa04, CGW05, ACN08, CMSY15]) and in practice, e.g., in spam filtering [BGS14, RFV07], image segmentation [KNKY11] and co-reference resolution [CR01, CR02, EIV06].

The objective in CC is to find a partition P that minimizes the total number of errors, however recent studies focus on a broader class of objectives sometimes referred to as the *local* version of CC [PM16] or CC

*Google Research NY, vaggos@google.com and vaggos@cs.stanford.edu

†Stanford University, nehagupta@cs.stanford.edu

‡University of Michigan, euiwoong@umich.edu

¹This work was already written back in 1957 as a Bell labs report, but a formal publication took place in 1982.

²All approximation factors stated in this paper are multiplicative with respect to an optimum solution.

with local guarantees [CGS17, KMZ19]. Local-CC aims to bound the number of errors (misclassified edges) incident on any node, in other words, aims to reduce errors at nodes that are worst-off in the partition, and as such it appears in the context of fairness in machine learning [AGSS20], bioinformatics [CC00], community detection without antagonists (nodes largely different than their community), social sciences, recommender systems and more [KKZ09, SNPM06].

More specifically, given a partition P , let its *disagreements vector* be the n -dimensional vector indexed by the nodes whose i -th coordinate equals the number of disagreements (induced by P) at node i . Local-CC asks to minimize the ℓ_q -norm ($q \geq 1$) of the disagreements vector. Observe that classical CC [BBC04] then simply corresponds to ℓ_1 -minimization. In terms of algorithmic results for the ℓ_q ($q \geq 1$) version, when the graph is complete, a polynomial time 48-approximation was proposed in [PM16] and was later improved to a factor 7-approximation by Charikar et al. [CGS17], who also gave an $O(\sqrt{n})$ -approximation for ℓ_∞ -minimization on arbitrary graphs (known as Min Max CC). The current best for complete graphs is a 5-approximation and for general graphs an $O(n^{\frac{1}{2}-\frac{1}{2q}} \log^{\frac{1}{2}+\frac{1}{2q}} n)$ -approximation (for $1 \leq q < \infty$) by [KMZ19]. Here we complement positive approximation results by giving the first **APX**-hardness for the ℓ_∞ version of local-CC:

Theorem 1. *It is NP-hard to approximate the ℓ_∞ version of Local Correlation Clustering within a factor of $\frac{4}{3}$ (even on complete graphs).*

1.2 Hierarchical Clustering

Hierarchical Clustering (HC) is another fundamental problem in data analysis that does not require knowing the number k of desired clusters in advance as it generates a hierarchy of clusters. Given n items with their pairwise dissimilarities or similarities, the output of HC is a rooted tree T with n leaves that are in one-to-one correspondence with the items and with its internal nodes capturing intermediate groupings. Notice that in HC, all items form initially a cluster at the root, and successively smaller and smaller clusters are formed at internal nodes as we move towards the leaves, which should be thought of as singleton clusters. The goal in HC is to respect the given pairwise relationships as much as possible, e.g., by separating dissimilar items in the beginning (near the root) and maintaining similar items together for as much as possible (separating them close to the leaves). HC arises in various applications as data usually exhibits hierarchical structure. It originated in biology and phylogenetics [SS73, Fel04] and since then can be found in cancer gene sequencing [SPT⁺01, SNM⁺03], text/image analysis [SKK00], community detection [LRU19] and more.

Most work on HC has been traditionally focused on proposing heuristics for HC (e.g., single or average linkage and other bottom up agglomerative processes like Ward’s method [WJ63]) and despite its importance, a formal understanding of HC was hindered by lack of well-posed objectives analogous to k -means for standard clustering. In a first attempt towards evaluating candidate hierarchical trees, Dasgupta and Long [DL05] proposed to compare k -partitions obtained by pruning the tree against the optimal k -center placement, for multiple values of k ; extensions to k -median and relations to so-called incremental clusterings are shown in [CCFM04, LNRW10]. Moreover, a recent analysis of Ward’s method shows that it finds good clusterings for all levels of granularity that contain a meaningful decomposition [GRS19]. Despite those efforts, no “global” objective function was associated with the final tree output. To help address this, Dasgupta [Das16] introduced a discrete cost function over the space of trees with n leaves and showed that low-cost trees correspond to good hierarchical partitions in the data. Overall, Dasgupta’s work ignited an objective-oriented perspective to HC with several approximation results shedding light to old algorithms like average linkage [MW17] and designing new algorithms based on tools like Sparsest/Balanced-Cut [CC17] (and their extensions for incorporating ancestry constraints in the tree [CNC18]), semidefinite programs [CCN19] and random projections [CCNY19], Densest-Cut [CAKMTM19] and Max Uncut Bisection [ACE⁺19, AAV20] (see [Cha20] for a survey). Finally, his formulation has recently been fruitful in continuous optimization over euclidean and hyperbolic spaces, where his objective is used to inform gradient-descent towards accurate embeddings of the leaves [CGCR20, MZS⁺19, MKKM17, CP19].

Specifically, given a weighted graph $G = (V, E, w)$, where $w \geq 0$ denotes similarity (the larger the weight the larger the similarity) Dasgupta phrased HC as the following cost minimization problem:

$$\min_{\text{trees } T} \sum_{(i,j) \in E} w_{i,j} |T_{i,j}| \quad (1)$$

where $T_{i,j}$ denotes the subtree rooted at the lowest common ancestor of i, j in T and $|T_{i,j}|$ simply denotes the number of *leaves* that belong to $T_{i,j}$. Notice that this objective intuitively captures the goal of HC which is to maintain similar items together for as much as possible, since separating them close to the leaves leads to lower values of this cost function. Indeed, Dasgupta showed that whenever there is a planted ground-truth clustering (e.g., stochastic block models), the tree that minimizes (1) will recover it. Moreover, Cohen-Addad et al. [CAKMT17] proved analogous recovery results for suitably defined *hierarchical* stochastic block models and Roy and Pokutta [RP17] used experimentally the newly-proposed cost function to obtain clusterings that correspond better to the underlying ground truth compared to those found by linkage methods.

Perhaps not surprisingly, optimizing objective (1) is a difficult task so the focus becomes to understand the approximability of the problem. First of all, it is known to be an **NP**-hard problem [Das16] and actually no constant factor approximation is possible in polynomial time under certain complexity assumptions [CC17, RP17]. For the complement to Dasgupta’s cost studied in [MW17], an **APX**-hardness result is provided in [ACE⁺19].

Dissimilarity Hierarchical Clustering Here we focus on the *dissimilarity* HC objective by Cohen-Addad et al. [CAKMT19] which is useful when the given weights denote dissimilarities instead of similarities. The formulation is the same as Dasgupta’s, but now instead of minimization, the objective is phrased as a maximization³ problem:

$$\max_{\text{binary tree } T} \sum_{(i,j) \in E} w_{i,j} |T_{i,j}| \quad (2)$$

The current best approximation is given in [CCN19] and is a two-step algorithm based on Max-Cut [GW95] that finds a tree of value at least 0.667 times that of the optimum tree as measured by (2). However, no hardness was known for this problem. Here, we show the following **APX**-hardness result (even on graphs with 0-1 edge weights) under Khot’s Unique Games Conjecture (UGC) [Kho02]:

Theorem 2. *It is UGC-hard to approximate Dissimilarity Hierarchical Clustering within a factor of $\frac{9159}{9189} \approx 0.9967$ (even on unweighted graphs).*

2 Inapproximability for Local Correlation Clustering

In this section, we show that the ℓ_∞ version of Local Correlation Clustering (we simply refer to it as local-CC from now on) is **NP**-hard to approximate within a $\frac{4}{3} \approx 1.33$ factor even on complete graphs.

Theorem 3. *Assuming $\mathbf{P} \neq \mathbf{NP}$, there is no polynomial time algorithm that can distinguish between the following two instances of Local Correlation Clustering (with ℓ_∞ -norm) even on complete graphs:*

- *YES case: There is a clustering with value at most 3, i.e., at most 3 mistakes per vertex.*
- *NO case: Every clustering has value at least 4, i.e., at least 4 mistakes per vertex.*

The proof of the theorem has several steps: We start from an instance of the **NP**-hard MAX 2-COLORABLE DEGREE 3-UNIFORM HYPERGRAPH problem and do a careful case analysis reducing it to the local-CC objective using a *flower* and a *bouquet* gadget. A simpler version of our *flower* gadget had previously been used in [CGW05], however here we modify it by adding inner petal vertices (which we describe later); our *bouquet* gadget is the same as in [CGW05].

Coloring Hypergraphs: Our reduction starts from MAX 2-COLORABLE BOUNDED DEGREE 3-UNIFORM HYPERGRAPH also used in [CGW05]: the input to this problem is a degree 3-uniform hypergraph $H = (V, S)$ where each hyperedge in $S = \{e_1, e_2, \dots, e_m\}$ consists of exactly three elements of $V = \{v_1, v_2, \dots, v_n\}$ with the added restriction that each element of V occurs in at most B hyperedges, for some absolute constant B (so that $m \leq \frac{Bn}{3}$). The goal is to find a 2-coloring of V that maximizes the number of hyperedges that are split by the coloring, i.e., they are bichromatic. It is known that for some absolute constants $\gamma > 0$ and B (integer), given such a 3-uniform hypergraph, it is **NP**-hard to distinguish between the YES case where H

³We restrict to binary trees as otherwise the problem would be trivial simply by outputting a root node with n children.

is 2-colorable (i.e., there exists a 2-coloring of the vertices under which no hyperedge is monochromatic) and the NO case where every 2-coloring of V leaves at least γ fraction of edges in S monochromatic.

We shall prove that local-CC can capture an even harder version of the problem where there is no restriction on B or γ . Formally, define the MAX 2-COLORABLE DEGREE 3-UNIFORM HYPERGRAPH where the input is just a degree 3-uniform hypergraph $H = (V, S)$ as above, but with no parameters B, γ .

Lemma 4. *It is NP-hard to distinguish between the following two cases of MAX 2-COLORABLE DEGREE 3-UNIFORM HYPERGRAPH:*

- *YES case: H is 2-colorable.*
- *NO case: H is not 2-colorable, i.e., every 2-coloring of V leaves a hyperedge in S monochromatic.*

Proof. It is easy to see that any algorithm that could distinguish between the two cases of the MAX 2-COLORABLE DEGREE 3-UNIFORM HYPERGRAPH problem, it would also distinguish between the two cases of the MAX 2-COLORABLE BOUNDED DEGREE 3-UNIFORM HYPERGRAPH, as the YES cases coincide, and every NO instance of the latter is also a NO instance of the former. \square

Constructing Flowers and Bouquets: In our reduction, we construct a graph $G = (U, E)$ from the hypergraph instance $H = (V, S)$ using our *flower* and *bouquet* gadgets. Firstly, for each vertex v_i in the hypergraph, we construct a *flower* structure F_i with $6s_i$ vertices U_i , where s_i is the number⁴ of hyperedges in which v_i occurs (see also Figure 1). The set U_i consists of $2s_i$ vertices that form an induced cycle, and two pairs of $2s_i$ petal vertices each ($4s_i$ petals in total), that are adjacent to the two endpoints of the $2s_i$ cycle edges. Let O_i (E_i) be the petal vertices drawn outside with odd (even) indices, according to an arbitrary cyclic ordering of the vertices as $1, 2, \dots, 2s_i$. Let OI_i (EI_i) be the petal vertices drawn inside with odd (even) indices according to an arbitrary cyclic ordering of the vertices as $1, 2, \dots, 2s_i$. Secondly, consider a hyperedge $e_j = (v_{j_1}, v_{j_2}, v_{j_3})$. To simplify presentation we set $j_1 = 1, j_2 = 2, j_3 = 3$ and ignore the subscript j . For our *bouquet* gadget (see also Figure 2), we create two independent edges α (with endpoints A_1, A_2) and β (with endpoints B_1, B_2) in G . We add an edge from each endpoint A_1, A_2 to the vertex O_{v_1} that corresponds to the occurrence of v_1 in e . Note that since v_1 participates in s_1 hyperedges, there are s_1 outside odd petals (e.g., O_{v_1}), and hence a different one can be used for each of the s_1 different hyperedges of v_1 . The analogous edges are inserted between A_1, A_2 and the appropriate odd petals of the flowers corresponding to v_2 and v_3 (i.e., O_{v_2}, O_{v_3}). Finally, the endpoints B_1, B_2 of the β edge are similarly connected to the outside even petals E_{v_1}, E_{v_2} and E_{v_3} . The instance for local-CC is then formed simply by labelling all edges of G as positive and all non-existent edges as negative, thus obtaining the clique instance of the problem:

Lemma 5. *The hypergraph H is 2-colorable if and only if the local-CC instance on G has value at most 3.*

Lemma 5 is the main technical component that allows us to connect the two problems and prove Theorem 3. Before proceeding with the proof, we need to first derive a series of intermediate structural lemmas imposing constraints on any clustering of the graph G having at most 3 mistakes per vertex. For the outer petals:

Lemma 6. *Let C denote the cluster of any outer petal vertex (say $P3_1$). If C does not contain any of A_1, A_2, B_1, B_2 , then C must be a diamond structure⁵ containing the outer petal vertex ($P3_1$), its two polygonal neighbours in the flower structure ($Q3_1, Q3_2$) and the corresponding inner petal vertex ($R3_1$) to ensure at most 3 mistakes.*

Proof. If cluster C does not contain any of A_1, A_2 (see Figure 3), then vertex $P3_1$ already has two mistakes (corresponding to A_1, A_2). Thus, to ensure at most 3 mistakes for vertex $P3_1$, cluster C needs to have at least one of $Q3_1$ or $Q3_2$ (or both) in it since they are both neighbors of $P3_1$.

Consider the case when we add only one of $Q3_1$ or $Q3_2$ to cluster C . Wlog, we can try to include $Q3_2$ in C but not $Q3_1$. Now, even if we include $R3_1$ in this cluster, $P3_1$ has 3 mistakes (corresponding to $A_1, A_2, Q3_1$)

⁴If $s_i = 1$, we can create a flower structure as if the vertex was in 2 hyperedges but without connecting the extra outer petal vertices to anything. The same case analysis works in that case.

⁵The term *diamond structure* denotes the clique on four nodes with a missing diagonal edge. For example, a diamond structure is formed by two vertices in the cycle edge together with its corresponding inner and outer petal as shown on right side of Figure 1.

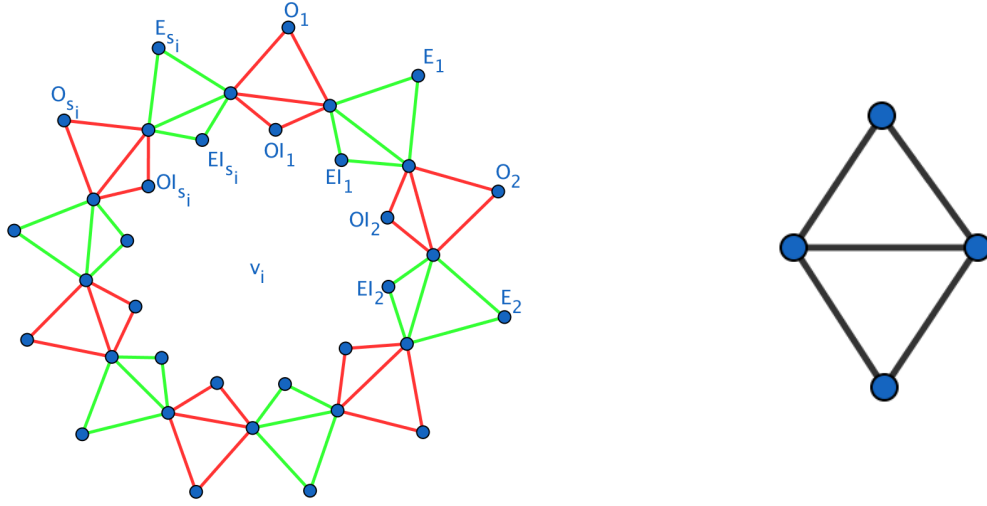


Figure 1: (Left) The flower gadget of node v_i that has s_i hyperedges ($s_i = 6$ in the figure). (Right) The diamond structure.

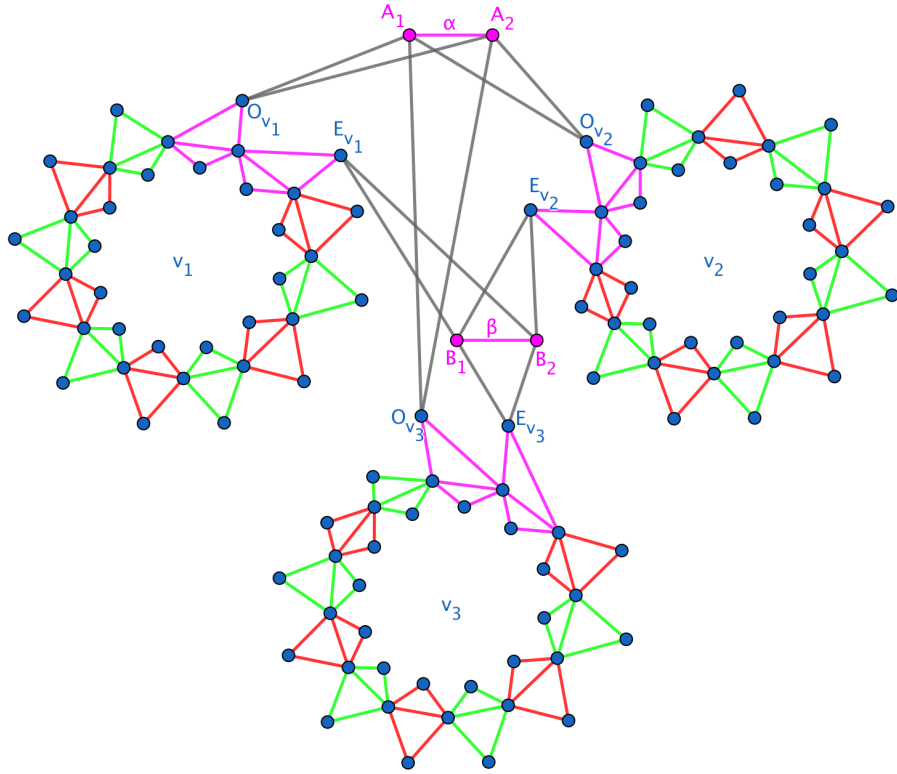


Figure 2: The bouquet gadget corresponding to a hyperedge on nodes v_1, v_2, v_3 .

and $Q3_2$ has 4 mistakes (corresponding to $Q3_1, P3_2, Q3_3, R3_2$) and we cannot include any other neighbour of $Q3_2$ (except $Q3_1$ which is excluded by assumption) in the cluster C since it would lead to an increase in mistakes for $P3_1$ (as they are non-neighbours of $P3_1$). Hence, a cluster like this is excluded. We can similarly argue for the case when we include $Q3_1$ in cluster C but not $Q3_2$.

The only remaining case is to include both $Q3_1$ and $Q3_2$ in the cluster C . If we do not include $R3_1$ in this cluster C , both $Q3_1$ and $Q3_2$ have different disjoint neighbours which are also not neighbours of $P3_1$; trying to include 1 neighbour for each of them, would lead to $P3_1$ having 4 mistakes. Hence, we would have to include $R3_1$ in the cluster C , which proves the lemma as no other vertex can be included and still obtain at most 3 mistakes. In other words, if an outer petal vertex does not have neighbouring vertices corresponding to α or β edges in its cluster, the only possible option for it is to form a diamond with the corresponding polygonal vertices and the inner petal vertex. \square

Lemma 7. *Let C be the cluster containing any outer petal vertex (say $P1_1$). If C contains at least one of A_1, A_2, B_1, B_2 , then*

- a) *C cannot contain any other vertex from the flower structure corresponding to $P1_1$.*
- b) *The corresponding inner petal vertex $R1_1$ would form a singleton cluster.*
- c) *The corresponding polygonal vertices in the flower structure would form a diamond cluster, that is, there would be a cluster containing $Q1_2, Q1_3, P1_2, R1_2$ and similarly on the other side.*

Proof. We start with the first part of the claim (we focus on A_1 due to symmetry). All possible cases are:

- C contains $A_1, A_2, P1_1, P2_1, P3_1$: In this case, each of $P1_1, P2_1, P3_1$ has 4 mistakes and hence, one of its neighbours has to be in the cluster C which would increase the mistakes of A_1, A_2 .
- C contains $A_1, A_2, P1_1, P2_1$ but not $P3_1$: If we bring one neighbour among $Q1_2$ or $Q1_1$ (say $Q1_1$) into the cluster, then since $Q1_1$ has 5 other positive neighbours, 2 of them would have to be brought into the cluster as well, leading to an increase in the mistakes of all other non-neighbouring vertices. The other case where C contains $A_1, A_2, P1_1, P3_1$ would be symmetric.
- C contains $A_1, A_2, P1_1$ but not $P2_1, P3_1$: The same argument as in the previous case holds.
- C contains $A_1, P1_1$: The same argument as in the previous case holds.
- C contains $A_1, P1_1, P2_1$: The same argument as in the previous case holds. The case where cluster C contains $A_1, P1_1, P3_1$ is symmetric.
- C contains $A_1, P1_1, P2_1, P3_1$ but not A_2 : This cluster is not possible since A_2 has 4 mistakes.

For the second part of the claim, we need to argue that if $P1_1$ is together with A_1 or A_2 , then $R1_1$ would form a singleton cluster. We already know that $Q1_1, Q1_2$ cannot go to cluster C containing $P1_1$. Let us say we put $Q1_1, Q1_2$ into the same cluster. Now since both $Q1_1, Q1_2$ have 5 remaining positive neighbours (and hence 5 mistakes), we need to put at least 2 more into the cluster for each of them. The only plausible case is putting $R1_1$ as it is a neighbour of both. Now since the other neighbours of $Q1_1, Q1_2$ are disjoint, if we try to put one neighbour of each into the cluster, the mistakes would not decrease, hence, this clustering (where $Q1_1, Q1_2$ are put into the same cluster) is not possible. Hence, we know that $Q1_1, Q1_2$ do not belong to the same cluster.

Now, let us say $R1_1$ is not in a singleton cluster. Assume wlog it is with $Q1_2$. As $Q1_2$ already has 2 mistakes corresponding to edges $Q1_1$ and $P1_1$, we need to put 2 additional of its neighbours into the cluster. If we put $Q1_3$ into the cluster, we would also need to put $Q1_3$'s neighbours into the cluster leading to more than 4 mistakes per vertex for $R1_1$. Instead of $Q1_3$, if we put $R1_2$ and $P1_2$, then $P1_2$ has 5 mistakes corresponding to $B_1, B_2, Q1_3, R1_1, R1_2$ and further adding any of its neighbours to the cluster leads to $R1_1$ having 4 mistakes. Hence, $R1_1$ has to be in a singleton cluster. This completes the proof of the second part of the lemma.

For the third part, we need to show that $Q1_2, P1_2, Q1_3, R1_2$ would form a cluster and similarly on the other side. Now, $Q1_2$ already has 3 mistakes corresponding to $P1_1, Q1_1, R1_1$ and hence all its other

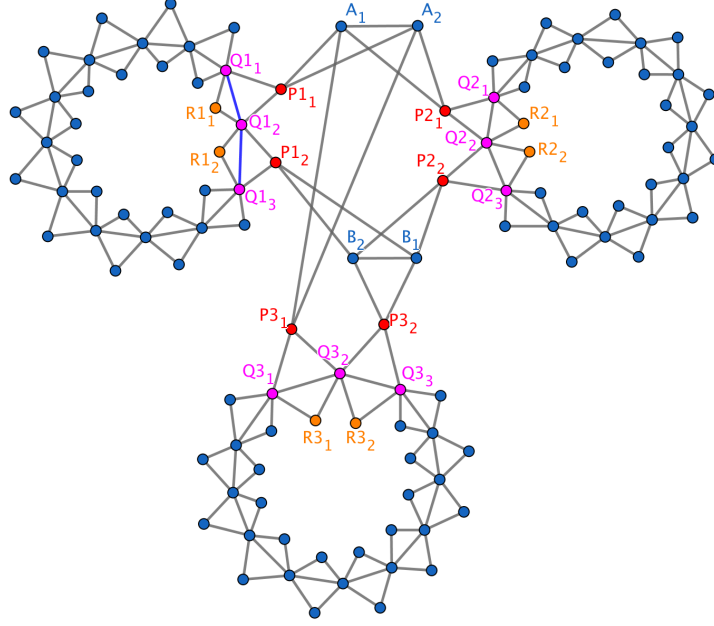


Figure 3: Figure of a bouquet used in the proof of many structural lemmas.

3 neighbours need to be added to its cluster, i.e. P_{12}, R_{12}, Q_{13} . Since in this cluster Q_{12} already has 3 mistakes corresponding to its 3 neighbours, no other vertex can be added. Hence, the only possibility is the diamond cluster that was claimed. An identical argument can be made for the other side of the polygon. \square

Lemma 8. *Let C denote the cluster of an outer petal vertex (say P_{11}). Then, C must be of the form of the following four options to ensure at most 3 mistakes per vertex.*

- a) C contains P_{11}, A_1 (or symmetrically, C contains P_{11}, A_2).
- b) C contains P_{11}, A_1, A_2 .
- c) C contains P_{11}, P_{21}, A_1, A_2 (or symmetrically, C contains P_{11}, P_{31}, A_1, A_2).
- d) C is a diamond structure containing $P_{11}, Q_{11}, Q_{12}, R_{11}$.

Proof. First of all, note that P_{11} has four positive edges, thus it cannot form a singleton cluster. It has to include at least one of its neighbours in its cluster. We consider the following four cases:

- C includes P_{11}, A_1 but does not include A_2 : From Lemma 7, we know that the cluster C cannot include any other vertex from the flower structure (like Q_{11}, Q_{12}, R_{11}). In cluster C , P_{11} already has three mistakes and thus, we cannot add any other vertex to this cluster. Symmetrically, another option is cluster C contains P_{11}, A_2 .
- C includes P_{11}, A_1, A_2 but does not include P_{21}, P_{31} : From Lemma 7, we know that the cluster C cannot include any other vertex from the flower structure (like Q_{11}, Q_{12}, R_{11}). The other possible vertices that we could add to the cluster C include B_1 or B_2 , but since B_1 and B_2 both have 4 positive neighbours each, we will also have to include their neighbours which would drive the mistakes of P_{11} up to 4.
- C includes P_{21}, P_{11}, A_1, A_2 : From Lemma 7, we know that cluster C cannot include any other vertex from the flower structure (like Q_{11}, Q_{12}, R_{11}). We cannot include any other vertex in C since P_{11} already has 3 mistakes in this cluster. Symmetrically, another option is cluster C contains P_{11}, P_{31}, A_1, A_2 .

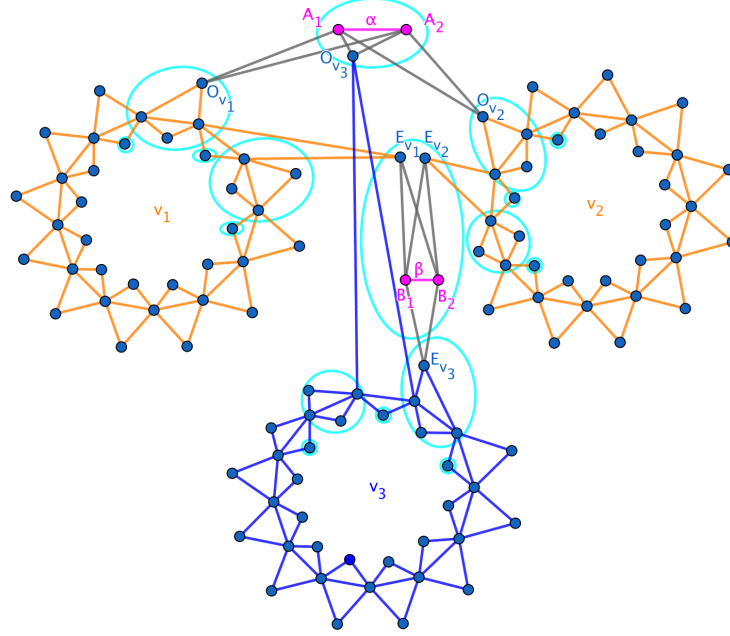


Figure 4: YES case and the clustering with at most 3 mistakes at each node.

- C does not include A_1, A_2 . From Lemma 6, we know that the only possible option for the cluster C is the diamond structure including $P_{11}, Q_{11}, Q_{12}, R_{11}$.

□

Lemma 9. *In order to have at most 3 mistakes per vertex, for every flower structure, either all the odd vertices form diamond clusters or all the even vertices form diamond clusters.*

Proof. From Lemma 8, we know that either an outer petal vertex forms a diamond structure or it goes with endpoints of the α or β edges. Note that it cannot happen that no outer petal vertex in a flower structure forms a diamond structure, because if an outer petal vertex goes with α or β edges, then the neighbouring outer petal vertex would have to form a diamond structure (Lemma 7). Therefore, if one of the odd outer petal vertices P_{11} forms a diamond cluster, the neighbouring even outer petal vertices (P_{12} and $P_{1_{s_1}}$) would go with the β edges. Now, using Lemma 7 and Lemma 8, the odd outer petal vertices (P_{13} and $P_{1_{s_1-1}}$) would again form diamond clusters. Continuing in this manner, we get that either all the odd outer vertices form diamond clusters or the even outer petal vertices form diamond clusters. □

Lemma 10. *In order to have at most 3 mistakes per vertex, for every hyperedge, not all three flower structures corresponding to it can have diamond structures corresponding to even vertices (or odd vertices).*

Proof. Consider that for a hyperedge as in Figure 3, all its three flowers have diamonds corresponding to odd vertices. Therefore, vertices P_{12} , P_{22} and P_{32} all have to include at least one vertex among B_1, B_2 (Lemma 8). Based on the allowed clusterings for outer petals in Lemma 8, this leads to 4 mistakes. □

Proof of Lemma 5. YES case: In this case, H is 2-colorable and we show how to construct a clustering of G with at most 3 mistakes per vertex. Let $f : V \rightarrow \{\text{Orange}, \text{Blue}\}$ be the coloring function mapping vertices to colors, such that every hyperedge of H is bichromatic (see also Figure 4). For each flower structure F_i , if the corresponding vertex is *Orange*, we pick the s_i diamond structures of the odd collection, otherwise if the vertex is *Blue*, we pick the s_i diamond structures belonging to the even set. If the vertex is *Orange*, we assign all inner petal vertices of the even collection of the flower as singleton clusters, otherwise if the vertex is *Blue*, we assign all inner petal vertices of the odd collection of the flower as singleton clusters. Since we know that each hyperedge e_j is bichromatic, we assume that two of its vertices v_1, v_2 are colored *Orange*

and the third vertex v_3 is colored *Blue*. Then for each hyperedge e_j , we can choose two clusters as follows: one is the triangle containing the edge α_j together with its neighbour in O_{v_3} and the other is the diamond containing the edge β_j together with its neighbours in E_{v_1} and E_{v_2} . For this clustering, each vertex has at most 3 mistakes, as desired. The case when two of the vertices are colored *Blue* and the third one *Orange* would be symmetric.

NO case: If the initial hypergraph H is not 2-colorable, we show that every possible clustering of the vertices in G incurs at least 4 mistakes on some vertex. In fact, we show the contrapositive: if there exists a clustering that has at most 3 mistakes for every vertex in G , then it is possible to construct a 2-coloring of the hypergraph H with all hyperedges being bichromatic. From Lemma 9, we know that every flower structure either has all its odd vertices in the diamond structures, or it has all its even vertices in the diamond structures. Thus, we can color the corresponding vertex *Orange* if the odd vertices form diamond structures and *Blue* if the even vertices form diamond structures. Moreover, from Lemma 10, we know that not all three flowers corresponding to a single hyperedge can have clusters containing all their odd diamonds (*Orange* vertices) or all their even diamonds (*Blue* vertices). Hence, if there exists a clustering with at most 3 mistakes per vertex, we can create a bichromatic coloring for every hyperedge and this completes the proof of the main lemma. \square

Proof of Theorem 3. Now that we have Lemma 5 it is easy to see that local-CC captures the MAX 2-COLORABLE DEGREE 3-UNIFORM HYPERGRAPH problem. Starting from the latter problem, if a given hypergraph was a YES instance, then the constructed graph by our reduction would have a local-CC solution incurring only 3 mistakes per vertex, otherwise, if it was a NO instance, all clusterings would incur 4 mistakes or more. \square

3 Inapproximability for Dissimilarity Hierarchical Clustering

Given a weighted graph $G = (V, E, w)$, let us consider objective (2). For simplicity, we can assume that $\sum_e w_e = 1$ and that the objective is divided by n , so that the optimal value is always at most 1. We use the following standard definition for correlated Gaussians:

Definition 1. Let Φ be the cumulative distribution function of a standard Gaussian variable (e.g., $\Pr[x \leq \Phi^{-1}(a)] = a$). For $\rho \in [-1, 0]$ and $a, b \in [0, 1]$, we define

$$\Gamma_\rho(a, b) := \Pr[x \leq \Phi^{-1}(a) \wedge y \leq \Phi^{-1}(b)],$$

where (x, y) are correlated Gaussians with the covariance matrix $((1, \rho), (\rho, 1))$.

Theorem 11. It is UGC-hard to approximate the Dissimilarity HC objective (2) within a 0.9967 factor.

Proof. The starting point of our proof is the hardness result of Max-Cut and Max-2Lin(q) by Khot et al. [KKMO07]. The Max-2Lin(q) problem is defined as follows:

- Variables: $X = \{x_1, \dots, x_{n_0}\}$ where each x_i can take a value from \mathbb{Z}_q .
- Input: A set of equations where the j th equation is of the form $x_{j,1} - x_{j,2} = a_j$ for $x_{j,1}, x_{j,2} \in X$ and $a_j \in \mathbb{Z}_q$.
- Goal: Find an assignment $\sigma : X \rightarrow \mathbb{Z}_q$ that maximizes the number of satisfied equations. Let the value of an instance to be the maximum fraction of equations satisfied by any assignment.

Khot et al. showed that the hardness of Max-2Lin(q) is equivalent to the original UGC. More precisely, assuming UGC, for any $\varepsilon > 0$, there exists $q \in \mathbb{N}$ such that it is **NP**-hard to distinguish whether a given instance of Max-2Lin(q) has value at least $1 - \varepsilon$ or at most ε . In the YES case, there exists an assignment $\sigma : X \rightarrow \mathbb{Z}_q$ satisfying at least a $1 - \varepsilon$ fraction of constraints. We crucially use the fact that any *shift* of σ also achieves the same value; for any $a \in \mathbb{Z}_q$, the shifted assignment $\sigma_a(x) := \sigma(x) + a$ satisfies exactly the same constraints as σ . Furthermore the result holds even when the Max-2Lin(q) instance is *regular* — each variable in X is contained in the same number of equations.

The same paper [KKMO07] proved a hardness for Max-Cut (under UGC), by giving a reduction from Unique Games to Max-Cut. We apply this reduction, but starting from the aforementioned hard instance of Max-2Lin(q) instead of an arbitrary Unique Games instance. The resulting instance for Max-Cut is our hard instance for HC. Our reduction is parameterized by ρ (we later set $\rho = -0.7$). It produces a weighted graph whose vertex set is $V = X \times \{\pm 1\}^{\mathbb{Z}_q}$, where X is the set of variables for Max-2Lin(q). For each pair $(u, v) \in \binom{V}{2}$, the weight of (u, v) to be defined to be the probability that it is sampled in the following procedure.

- Sample a random variable x_i . Then, sample two random constraints involving x_i (say $x_j - x_i = a, x_k - x_i = b$). Next, sample $f, g \in \{\pm 1\}^{\mathbb{Z}_q}$ such that for every $r \in \mathbb{Z}_q$ independently, f_{r+a} and g_{r+b} are sampled from the ρ -correlated, mean-zero $\{\pm 1\}$ distribution (two values are the same with probability $\frac{1+\rho}{2}$). Finally, output the pair $\{(x_j, f), (x_k, g)\}$.

Let n be the number of vertices in the final instance. In the YES case, there exists an assignment $\sigma : X \rightarrow \mathbb{Z}_q$ that satisfies at least an $(1 - \varepsilon)$ fraction of constraints of Max-2Lin(q) for an arbitrary constant $\varepsilon > 0$ we can choose. Since the instance for Max-2Lin(q) is regular, sampling a random x_i and a random constraint $x_j - x_i = b$ involving x_i is the same as sampling a uniformly random equation. By union bound, the probability that σ satisfies both is at least $1 - 2\varepsilon$.

Consider the above sampling procedure given x_i and two constraints $x_j - x_i = a$, and $x_k - x_i = b$. When σ satisfies both constraints, the probability that $f_{\sigma(x_j)} = g_{\sigma(x_k)}$ is exactly $(1 + \rho)/2$. Since $\sigma_c := \sigma + c$ for any $c \in \mathbb{Z}_q$ satisfies the same set of constraints, the same statement holds for σ_c as well. Moreover, the coordinates of f and g are sampled independently given r , for any $C \subseteq \mathbb{Z}_q$,

$$\Pr \left[f_{\sigma_c(x_j)} = g_{\sigma_c(x_k)} \text{ for all } c \in C \right] = \left(\frac{1 + \rho}{2} \right)^{|C|} \quad (3)$$

Let $S_{c,1} := \{(x_i, f) : f_{\sigma_c(x_i)} = 1\}$ and $S_{c,-1} := \{(x_i, f) : f_{\sigma_c(x_i)} = -1\}$. For every $c \in \mathbb{Z}_q$, $(S_{c,1}, S_{c,-1})$ is a partition of V . Let T be the tree such that the root is at level 0 and for each $r \in [1, q]$, each node in the r th level is labeled by $b = \{\pm 1\}^r$ and corresponds to $\cap_{i=1}^r S_{i,b_i}$. (We use the natural mapping between $[1, q]$ and \mathbb{Z}_q with $q = 0$.) For $1 \leq r < q$, a node in the r th level becomes the parent of a node in the $(r + 1)$ th level if the label of the former is a prefix of the label of the latter. The remaining levels of T can be constructed arbitrarily. This gives a perfectly balanced binary tree up to q th level. Due to (3), the total weight of edges split in the r th level is at least $(1 - 2\varepsilon) \cdot ((1 + \rho)/2)^{r-1} \cdot ((1 - \rho)/2)$. Let $\alpha = (1 - \rho)/2 = 0.85$. In the objective function for HC, these edges are multiplied by the number of vertices corresponding to a node in the $(r - 1)$ th level, which is $n \cdot 2^{1-r}$. Therefore, the objective value for T is at least

$$\sum_{r=1}^q \left((1 - 2\varepsilon)(1 - \alpha)^{r-1} \alpha \cdot n 2^{1-r} \right) = n(1 - 2\varepsilon) \sum_{r=1}^q \alpha \left(\frac{1 - \alpha}{2} \right)^{r-1} = n(1 - 2\varepsilon) \left(\frac{\alpha}{1 - (1 - \alpha)/2} - 2^{\Omega(-q)} \right).$$

We set $\rho = -0.7$, which is close to $\arg\min_{\rho} \frac{\arccos \rho / \pi}{(1 - \rho)/2} \approx -0.689$ used for the optimal 0.878-hardness of Max-Cut. This yields $\alpha = 0.85$, and make the objective function value at least $0.9189n$ for small enough $\varepsilon > 0$ and large enough $q \in \mathbb{N}$.

Now we analyze the objective value for HC in the NO case. In the NO case, Khot et al. [KKMO07] showed the following statement holds for any small constant $\varepsilon > 0$.

$$\text{Any subset } S \subseteq V \text{ with } |S| = \beta|V| \text{ induces edges of weight at least } \Gamma_{\rho}(\beta, \beta) - \varepsilon. \quad (*)$$

For simplicity, we ignore ε in the later calculations as all of them hold for small enough ε .

Let T be any tree. For a node v , let β_v be the number of leaves in the subtree rooted at v divided by n . Then $(*)$ implies that edges of weight at least $\Gamma_{\rho}[\beta_v, \beta_v]$ will be multiplied by β_v in the objective function. Even when all the other edges (of total weight at most $(1 - \Gamma_{\rho}[\beta_v, \beta_v])$) are multiplied by n , the total objective function value for T divided by n is at most

$$(1 - \Gamma_{\rho}[\beta_v, \beta_v]) + \beta_v \cdot \Gamma_{\rho}[\beta_v, \beta_v]. \quad (4)$$

To upper bound the value of T , we consider the following two scenarios and show that the value is small in both cases:

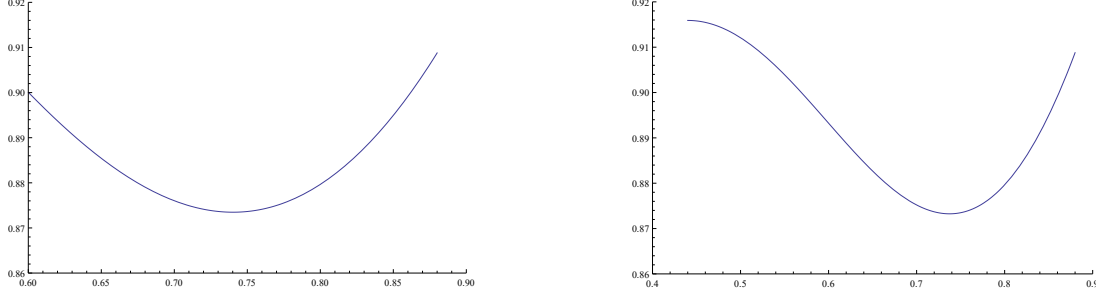


Figure 5: (Left) Plot of (4) for $\beta_v \in [0.6, 0.88]$. (Right) Plot of (5) for $\beta_{u_2} = 0.88 - \beta_{u_1}$, $\beta_{u_1} \in [0.44, 0.88]$.

- If there exists v such that $\beta_v \in [0.6, 0.88]$, we can confirm from the left of Figure 5 that the value of (4) is at most 0.909 — it is maximized when $\beta_v = 0.88$ and all other β_v in the interval achieves a smaller value.
- Suppose that no such v with $\beta_v \in [0.6, 0.88]$ exists. Let u be the node with the smallest β_u among vertices with $\beta_u > 0.88$. Let u_1, u_2 be the children of u . By definition, $\beta_{u_1}, \beta_{u_2} < 0.6$, which means that both $\beta_{u_1}, \beta_{u_2} > 0.28$. Letting $\Gamma_i := \Gamma_\rho[\beta_{u_i}, \beta_{u_i}]$ for $i = 1, 2$, again by (*), the edges of the HC instance induced by the vertices in the subtree of u_i have total weight at least Γ_i and will be multiplied by $\beta_{u_i}n$. Similarly to (4), even when all the other edges are multiplied by n , the objective function value divided by n has value at most:

$$(1 - \Gamma_1 - \Gamma_2) + \beta_{u_1}\Gamma_1 + \beta_{u_2}\Gamma_2. \quad (5)$$

Since $\Gamma_\rho(\beta)$ is monotonically increasing in β , the above expression is monotonically decreasing in $\beta_{u_1} + \beta_{u_2}$, so it is maximized when $\beta_u = \beta_{u_1} + \beta_{u_2} = 0.88$. Without loss of generality assume $\beta_{u_1} \geq \beta_{u_2}$, so that $\beta_{u_1} \in [0.44, 0.88]$. From the right of Figure 5, when $\beta_{u_1} \in [0.44, 0.88]$, the value of (5) is at most 0.9159, maximized when $\beta = 0.44$.

Therefore, in both scenarios the objective function value is at most $0.9159n$, strictly less than the YES case where the value is $0.9189n$. This proves the desired hardness to within a $\frac{9159}{9189}$ factor. \square

References

- [AAV20] Noga Alon, Yossi Azar, and Danny Vainstein. Hierarchical clustering: a 0.585 revenue approximation. *COLT*, 2020.
- [ACE⁺19] Sara Ahmadian, Vaggos Chatziafratis, Alessandro Epasto, Euiwoong Lee, Mohammad Mahdian, Konstantin Makarychev, and Grigory Yaroslavltssev. Bisect and conquer: Hierarchical clustering via max-uncut bisection. *arXiv preprint arXiv:1912.06983*, 2019.
- [ACN08] Nir Ailon, Moses Charikar, and Alantha Newman. Aggregating inconsistent information: ranking and clustering. *Journal of the ACM (JACM)*, 55(5):1–27, 2008.
- [AGSS20] Saba Ahmadi, Sainyam Galhotra, Barna Saha, and Roy Schwartz. Fair correlation clustering. *arXiv preprint arXiv:2002.03508*, 2020.
- [BBC04] Nikhil Bansal, Avrim Blum, and Shuchi Chawla. Correlation clustering. *Machine Learning*, 56(1-3):89–113, 2004.
- [BGS14] Francesco Bonchi, David Garcia-Soriano, and Edo Liberty. Correlation clustering: from theory to practice. In *KDD*, page 1972, 2014.
- [CAKMT17] Vincent Cohen-Addad, Varun Kanade, and Frederik Mallmann-Trenn. Hierarchical clustering beyond the worst-case. In *Advances in Neural Information Processing Systems*, pages 6201–6209, 2017.

- [CAKMTM19] Vincent Cohen-Addad, Varun Kanade, Frederik Mallmann-Trenn, and Claire Mathieu. Hierarchical clustering: Objective functions and algorithms. *Journal of the ACM (JACM)*, 66(4):1–42, 2019.
- [CC00] Y Cheng and GM Church. Biclustering of expression data. In *Proceedings. International Conference on Intelligent Systems for Molecular Biology*, volume 8, page 93, 2000.
- [CC17] Moses Charikar and Vaggos Chatziafratis. Approximate hierarchical clustering via spars-est cut and spreading metrics. In *Proceedings of the Twenty-Eighth Annual ACM-SIAM Symposium on Discrete Algorithms*, pages 841–854. SIAM, 2017.
- [CCFM04] Moses Charikar, Chandra Chekuri, Tomás Feder, and Rajeev Motwani. Incremental clustering and dynamic information retrieval. *SIAM Journal on Computing*, 33(6):1417–1440, 2004.
- [CCN19] Moses Charikar, Vaggos Chatziafratis, and Rad Niazadeh. Hierarchical clustering better than average-linkage. In *Proceedings of the Thirtieth Annual ACM-SIAM Symposium on Discrete Algorithms*, pages 2291–2304. SIAM, 2019.
- [CCNY19] Moses Charikar, Vaggos Chatziafratis, Rad Niazadeh, and Grigory Yaroslavtsev. Hierarchical clustering for euclidean data. In *The 22nd International Conference on Artificial Intelligence and Statistics*, pages 2721–2730, 2019.
- [CGCR20] Ines Chami, Albert Gu, Vaggos Chatziafratis, and Chris Re. From trees to continuous embeddings and back: Hyperbolic hierarchical clustering. In *Advances in Neural Information Processing Systems*, 2020.
- [CGS17] Moses Charikar, Neha Gupta, and Roy Schwartz. Local guarantees in graph cuts and clustering. In *International Conference on Integer Programming and Combinatorial Optimization*, pages 136–147. Springer, 2017.
- [CGW05] Moses Charikar, Venkatesan Guruswami, and Anthony Wirth. Clustering with qualitative information. *Journal of Computer and System Sciences*, 71(3):360–383, 2005.
- [Cha20] Evangelos Chatziafratis. Hierarchical clustering with global objectives: Approximation algorithms and hardness results, 2020. PhD Thesis, Stanford University (<https://cs.stanford.edu/~vaggos/vaggos-thesis.pdf>).
- [CMSY15] Shuchi Chawla, Konstantin Makarychev, Tselil Schramm, and Grigory Yaroslavtsev. Near optimal lp rounding algorithm for correlation clustering on complete and complete k-partite graphs. In *Proceedings of the forty-seventh annual ACM symposium on Theory of computing*, pages 219–228, 2015.
- [CNC18] Vaggos Chatziafratis, Rad Niazadeh, and Moses Charikar. Hierarchical clustering with structural constraints. In *International Conference on Machine Learning*, pages 774–783, 2018.
- [CP19] Giovanni Chierchia and Benjamin Perret. Ultrametric fitting by gradient descent. In *Advances in neural information processing systems*, pages 3181–3192, 2019.
- [CR01] William Cohen and Jacob Richman. Learning to match and cluster entity names. In *ACM SIGIR-2001 Workshop on Mathematical/Formal Methods in Information Retrieval*, 2001.
- [CR02] William W Cohen and Jacob Richman. Learning to match and cluster large high-dimensional data sets for data integration. In *Proceedings of the eighth ACM SIGKDD international conference on Knowledge discovery and data mining*, pages 475–480, 2002.
- [Das16] Sanjoy Dasgupta. A cost function for similarity-based hierarchical clustering. In *Proceedings of the forty-eighth annual ACM symposium on Theory of Computing*, pages 118–127, 2016.

- [DL05] Sanjoy Dasgupta and Philip M Long. Performance guarantees for hierarchical clustering. *Journal of Computer and System Sciences*, 70(4):555–569, 2005.
- [EIV06] Ahmed K Elmagarmid, Panagiotis G Ipeirotis, and Vassilios S Verykios. Duplicate record detection: A survey. *IEEE Transactions on knowledge and data engineering*, 19(1):1–16, 2006.
- [Fel04] Joseph Felsenstein. *Inferring phylogenies*, volume 2. Sinauer associates Sunderland, MA, 2004.
- [GRS19] Anna Großwendt, Heiko Röglin, and Melanie Schmidt. Analysis of ward’s method. In *Proceedings of the Thirtieth Annual ACM-SIAM Symposium on Discrete Algorithms*, pages 2939–2957. SIAM, 2019.
- [GW95] Michel X Goemans and David P Williamson. Improved approximation algorithms for maximum cut and satisfiability problems using semidefinite programming. *Journal of the ACM (JACM)*, 42(6):1115–1145, 1995.
- [Kho02] Subhash Khot. On the power of unique 2-prover 1-round games. In *Proceedings of the thirty-fourth annual ACM symposium on Theory of computing*, pages 767–775. ACM, 2002.
- [KKMO07] Subhash Khot, Guy Kindler, Elchanan Mossel, and Ryan O’Donnell. Optimal inapproximability results for max-cut and other 2-variable csps? *SIAM Journal on Computing*, 37(1):319–357, 2007.
- [KKZ09] Hans-Peter Kriegel, Peer Kröger, and Arthur Zimek. Clustering high-dimensional data: A survey on subspace clustering, pattern-based clustering, and correlation clustering. *ACM Transactions on Knowledge Discovery from Data (TKDD)*, 3(1):1–58, 2009.
- [KMZ19] Sanchit Kalhan, Konstantin Makarychev, and Timothy Zhou. Correlation clustering with local objectives. In *Advances in Neural Information Processing Systems*, pages 9346–9355, 2019.
- [KNKY11] Sungwoong Kim, Sebastian Nowozin, Pushmeet Kohli, and Chang D Yoo. Higher-order correlation clustering for image segmentation. In *Advances in neural information processing systems*, pages 1530–1538, 2011.
- [Llo82] Stuart Lloyd. Least squares quantization in pcm. *IEEE transactions on information theory*, 28(2):129–137, 1982.
- [LNRW10] Guolong Lin, Chandrashekar Nagarajan, Rajmohan Rajaraman, and David P Williamson. A general approach for incremental approximation and hierarchical clustering. *SIAM Journal on Computing*, 39(8):3633–3669, 2010.
- [LRU19] Jure Leskovec, Anand Rajaraman, and Jeffrey David Ullman. *Mining of massive data sets*. Cambridge university press, 2019.
- [MKKM17] Nicholas Monath, Ari Kobren, Akshay Krishnamurthy, and Andrew McCallum. Gradient-based hierarchical clustering. In *NIPS Workshop on Discrete Structures in Machine Learning*, 2017.
- [MW17] Benjamin Moseley and Joshua Wang. Approximation bounds for hierarchical clustering: Average linkage, bisecting k-means, and local search. In *Advances in Neural Information Processing Systems*, pages 3094–3103, 2017.
- [MZS⁺19] Nicholas Monath, Manzil Zaheer, Daniel Silva, Andrew McCallum, and Amr Ahmed. Gradient-based hierarchical clustering using continuous representations of trees in hyperbolic space. In *Proceedings of the 25th ACM SIGKDD International Conference on Knowledge Discovery & Data Mining*, pages 714–722, 2019.

- [PM16] Gregory Puleo and Olga Milenkovic. Correlation clustering and biclustering with locally bounded errors. In *International Conference on Machine Learning*, pages 869–877, 2016.
- [RFV07] Anirudh Ramachandran, Nick Feamster, and Santosh Vempala. Filtering spam with behavioral blacklisting. In *Proceedings of the 14th ACM conference on Computer and communications security*, pages 342–351, 2007.
- [RP17] Aurko Roy and Sebastian Pokutta. Hierarchical clustering via spreading metrics. *The Journal of Machine Learning Research*, 18(1):3077–3111, 2017.
- [SKK00] Michael Steinbach, George Karypis, and Vipin Kumar. A comparison of document clustering techniques. In *KDD workshop on text mining*, volume 400, pages 525–526. Boston, 2000.
- [SNM⁺03] Christos Sotiriou, Soek-Ying Neo, Lisa M McShane, Edward L Korn, Philip M Long, Amir Jazaeri, Philippe Martiat, Steve B Fox, Adrian L Harris, and Edison T Liu. Breast cancer classification and prognosis based on gene expression profiles from a population-based study. *Proceedings of the National Academy of Sciences*, 100(18):10393–10398, 2003.
- [SNPM06] Panagiotis Symeonidis, Alexandros Nanopoulos, Apostolos Papadopoulos, and Yannis Manolopoulos. Nearest-biclusters collaborative filtering with constant values. In *International Workshop on Knowledge Discovery on the Web*, pages 36–55. Springer, 2006.
- [SPT⁺01] Therese Sørlie, Charles M Perou, Robert Tibshirani, Turid Aas, Stephanie Geisler, Hilde Johnsen, Trevor Hastie, Michael B Eisen, Matt Van De Rijn, Stefanie S Jeffrey, et al. Gene expression patterns of breast carcinomas distinguish tumor subclasses with clinical implications. *Proceedings of the National Academy of Sciences*, 98(19):10869–10874, 2001.
- [SS73] Peter HA Sneath and Robert R. Sokal. *Numerical taxonomy. The principles and practice of numerical classification*. W.H. freeman, 1973.
- [Swa04] Chaitanya Swamy. Correlation clustering: maximizing agreements via semidefinite programming. In *Proceedings of the fifteenth annual ACM-SIAM symposium on Discrete algorithms*, pages 526–527. Society for Industrial and Applied Mathematics, 2004.
- [WJ63] Joe H Ward Jr. Hierarchical grouping to optimize an objective function. *Journal of the American statistical association*, 58(301):236–244, 1963.