

A fast memoryless predictive algorithm in a chain of recurrent neural networks

Boris Rubinstein,
Stowers Institute for Medical Research
1000 50th St., Kansas City, MO 64110, U.S.A.

November 15, 2021

Abstract

In the recent publication [1] a fast prediction algorithm for a single recurrent network (RN) was suggested. In this manuscript we generalize this approach to a chain of RNs and show that it can be implemented in natural neural systems. When the network is used recursively to predict sequence of values the proposed algorithm does not require to store the original input sequence. It increases robustness of the new approach compared to the standard moving/expanding window predictive procedure. We consider requirements on trained networks that allow to implement the proposed algorithm and discuss them in the neuroscience context.

1 Introduction

Recurrent networks (RNs) due to their ability to process sequences of data are used in many fields of science, engineering and humanities, including speech, handwriting and human action recognition, automatic translation, robot control as a tools of time series prediction, text and image generation and more complex problems in neurolinguistic programming. There are several basic RN architectures of different complexity and multiple variants of these types were discussed recently. Multitude of recurrent network versions allows flexible combinations of different RNs in a single complex network designed for a specific task.

After network is trained one obtains a predictive tool that should be applied properly to perform the desired task, i.e., one has to have a reliable predictive algorithm to be used with the trained network. The standard "moving window" (MW) algorithm has an input of an ordered sequence of the elements of similar structure, transforms each input element into a network state and then send the last state into a predictor that generates a new element of the same structure as input ones. Then a new input sequence is formed by addition of this predicted element to original input sequence (with its first term dropped), so that the input length remains constant and the prediction round repeats several times to generate more elements.

The author of this manuscript recently suggested in [1] a novel fast predictive algorithm for a system made of a single recurrent network and a predictor. This approach does not require to store a part of the initial input in a short term memory for the second and subsequent prediction rounds. Instead the network after the first prediction round uses its own dynamics to extrapolate the input. It was shown that in the neuroscience context this memoryless (ML) algorithm is more robust and provides a significant speed up compared to MW approach. The same time for an input of large enough length the extrapolations by both algorithms coincide.

The number of neuron connections (parameters) of RN scales as a square of neuron number. To increase network robustness it might be useful to replace a single RN with large number of neurons by a chain of a few smaller RNs. In this manuscript we generalize ML algorithm for a case of a neural network made of a RN chain and a predictor. We show that such general ML algorithm is indeed faster than the standard one and it can be implemented in natural neural systems. It appears also that ML algorithm can be successfully applied for the well trained network (i.e., the network for which the deviation of the predicted value from the ground truth value is negligibly small) that has high importance for neuroscience.

2 Signal transformation in a chain of recurrent networks

Consider a general predictive network consisting of an encoder, a chain of k recurrent networks (RNs), a predictor and a decoder (Fig. 1a). The signal is represented by a finite length (m) sequence \mathbf{E} of objects e_i , $1 \leq i \leq m$ of similar structure (words, symbols, images, musical notes etc.)

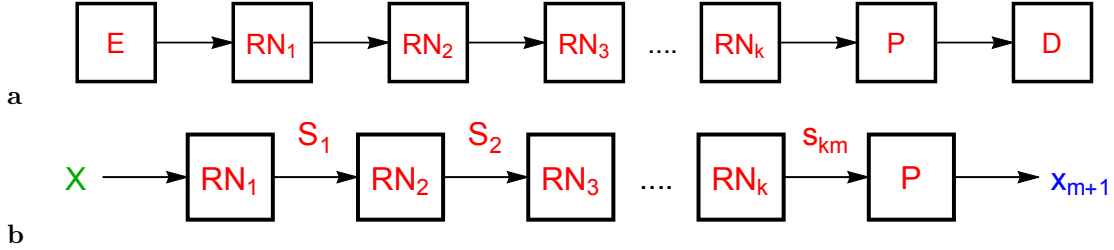


Figure 1: (a) The architecture of a general predictive network consisting of an encoder (E), a chain of recurrent networks (RN_r), a predictor (P) and a decoder (D). The prediction itself is performed in the reduced network shown in (b). The input sequence \mathbf{X} of the length m is fed into a chain of RNs leading to generation of the corresponding states sequences \mathbf{S}_r (each one being an input sequence for the subsequent RN). The final state of the last k -th RN $s_{k,m}$ is fed into the predictor P which generates a predicted vector $\bar{\mathbf{x}}_{m+1}$ of the length n_0 equal to the dimension of input vectors in \mathbf{X} .

Each input object e_i is transformed by the encoder into a vector $\mathbf{x}_i = s_{0,i}$ of the length n_0 thus forming an input sequence \mathbf{X} . The decoder transforms a n_0 -dimensional vector back into an object e_{m+1} having the same structure as the input elements e_i , i.e., predicts a new element based on the sequence \mathbf{E} .

The heart of the predictive network is a chain between the encoder and the decoder (Fig. 1b). The input sequence \mathbf{X} of the length m is fed into a chain of RNs leading to generation of the corresponding states sequences \mathbf{S}_r (each one being an input sequence for the subsequent RN). The elements of \mathbf{S}_r are n_r dimensional vectors $s_{r,i}$ representing an inner state of r -th RN (made of n_r neurons). Before the first element \mathbf{x}_1 is fed into the network the initial state $s_{r,0}$ of each RN is assumed to be a zero vector of the corresponding length n_r . The transformation of the state vector of the r -th RN is given by

$$\mathbf{s}_{r,i} = \mathbf{F}_r(\mathbf{s}_{r-1,i}, \mathbf{s}_{r,i-1}), \quad (1)$$

which describes a simple rule – the current inner state of the RN depends on the previous inner state and the current input signal. This rule corresponds to an assumption that the neural network does not store its state but just updates it with respect to the submitted input signal and its previous state. The final state $s_{k,m}$ of the last k -th RN is fed into the predictor P that generates a vector

$$\bar{\mathbf{x}}_{m+1} = \mathbf{p}(s_{k,m}) \quad (2)$$

having the length n_0 equal to the dimension of input vectors in \mathbf{X} . Further we will consider only the architecture shown in Fig. 1b as it completely determines the predictive properties of the network shown in Fig. 1a.

For the network training one feeds it with an input sequences \mathbf{X}^k to generate a predictions $\bar{\mathbf{x}}_{m+1}^k$ which compared to the actual values \mathbf{x}_{m+1}^k . The networks parameters are fitted to minimize the mean square difference after N training rounds

$$(1/N) \sum_{k=1}^N (\bar{\mathbf{x}}_{m+1}^k - \mathbf{x}_{m+1}^k)^2.$$

3 Predictive algorithms for trained network

Once the network is trained it can be used to generate several consecutive values \mathbf{x}_{m+j} , $1 \leq j \leq p$. Here and further we drop the bar over the predicted values notation.

3.1 Moving/expanding window algorithm

When the network is trained on the sequences of the fixed length the standard predictive algorithm uses a "moving window" (MW) recursion. One starts with a sequence \mathbf{X}^1 of length m supplied as an input to the network; it leads to generation of the state sequences \mathbf{S}_r^j and the last element s_{km}^1 of the last state array is sent to the predictor to compute a prediction of the next point $\mathbf{x}_{m+1} = \mathbf{p}(s_{km}^1)$. The next input sequence \mathbf{X}^2 is produced by dropping the first point of \mathbf{X}^1 and adding the predicted point \mathbf{x}_{m+1} to the result. This sequence is used as a new input leading to generation of \mathbf{x}_{m+2} and a next input \mathbf{X}^3 is formed. Thus at j -th predictive step the input \mathbf{X}^j to RNN is formed by adding to the original input \mathbf{X}^1 all previously $j - 1$ predicted points and shifting a "window" by $j - 1$ steps forward (Fig. 2). In the end of each predictive round the initial state vectors $\mathbf{s}_{r,0}^j$ of each RN either retain their values from the previous round (i.e., $\mathbf{s}_{r,0}^j = \mathbf{s}_{r,m}^{j-1}$) or set to zero ($\mathbf{s}_{r,0}^j = \mathbf{0}$). The result of prediction is not affected significantly by either choice.

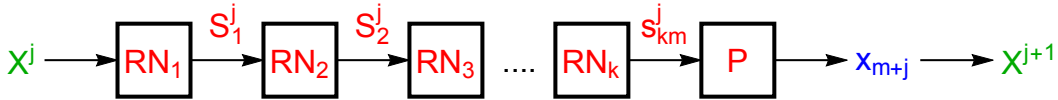


Figure 2: The moving window algorithm prediction procedure. The input sequence \mathbf{X}^j of the length m is fed into a chain of RNs leading to generation of the corresponding states sequences \mathbf{S}_r^j (each one being an input sequence for the subsequent RN). The final state of the last k -th RN s_{km}^j is fed into the predictor P which generates a predicted vector \mathbf{x}_{m+j} used to update the input sequence \mathbf{X}^{j+1} for the next prediction round.

The recursive procedure is repeated p times to produce a sequence of p points \mathbf{x}_{m+j} , ($1 \leq j \leq p$) approximating the sequence $\{\mathbf{x}_i\}$ for $m + 1 \leq i \leq m + p$. The total number N_{MW}^k of transformations (1) and (2) required to produce p points is equal to $N_{MW}^k = (mk + 1)p$.

For network training with sequences of the variable length (not larger than M) the MW predictive algorithm can be modified into the "expanding window" (EW) version. After each predictive round the newly generated point is added to the input sequence, so that after the j -th prediction round the length of the input sequence \mathbf{X}^j is $m + j$, where m denotes the size of the initial input sequence and $m + j \leq M$. The main reason of EW algorithm application is that a gradual increase of the input length usually leads to better prediction quality. The total number N_{EW}^k of transformations required to predict p points is equal to $N_{EW}^k = N_{MW}^k + kp(p - 1)/2$. We observe that EW method requires more memory to store the input values while MW needs a fixed memory size, so that further we focus on MW approach as more economical one.

In the neuroscience context an implementation of both "window" prediction algorithms in a natural brain environment requires satisfaction of several conditions. First, either all (for the EW) or a part (for MW) elements of the initial input \mathbf{X}^1 should be stored and reused for the second and subsequent prediction rounds. This means that some sort of short term memory should be employed. The neuron activation corresponding to these values should be maintained constant for the duration of p predictive rounds. Second, the appearance of these values in the input sequence \mathbf{X}^j should follow the original order of \mathbf{X}^1 . The author of this manuscript showed [1] that when the first condition is not met the quality of prediction goes down while if the second requirement fails the accurate prediction becomes impossible. These considerations encouraged the author to look for an alternative predictive algorithm that does not require the input sequence storage and thus increases predictive robustness.

3.2 Memoryless algorithm for single RN network

Consider the simplest predictive network made of a single RN ($k = 1$) and a predictor. In this case the transformations (1) reduces to

$$\mathbf{s}_i = \mathbf{F}(\mathbf{x}_i, \mathbf{s}_{i-1}), \quad (3)$$

where \mathbf{x}_i denotes an element of the input sequence. The MW prediction scheme is shown in Fig. 3a; the top panel shows the first predictive round while the bottom panel corresponds to one of the subsequent rounds.

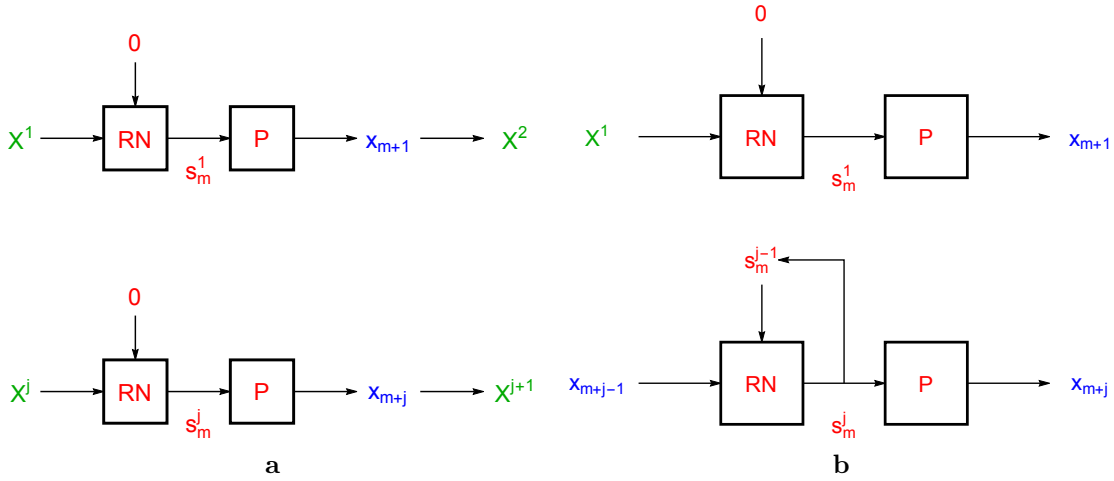


Figure 3: The predictive algorithms in the network consisting of a single recurrent network RN and a predictor P. **(a)** The MW algorithm first (top panel) and a subsequent j -th ($j > 1$) predictive round (bottom panel). The input sequence \mathbf{X}^1 of the length m is fed into the RN with the zero initial state producing the state sequence \mathbf{S}^j and its final state \mathbf{s}_m^1 is fed into the predictor P which generates a predicted vector \mathbf{x}_{m+1} used for the update of the input sequence \mathbf{X}^2 . This procedure is repeated at each subsequent prediction round. **(b)** The memoryless (ML) algorithm first (top panel) and a subsequent j -th ($j > 1$) predictive round (bottom panel). The first round is similar to the one in the MW algorithm (top panel in **(a)**) All subsequent rounds use the transformation (3) of the single input value \mathbf{x}_{m+j-1} (it is the prediction made in the previous round) with the initial RN state \mathbf{s}_m^{j-1} (it is the final RN state in the previous round). The new value \mathbf{s}_m^j is used as the RN state in the next round.

Consider the dynamics of the RN state vectors \mathbf{s}_i^j and \mathbf{s}_i^{j+1} in two adjacent prediction rounds. First note that the MW algorithm implies the following simple relation $\mathbf{x}_i^j = \mathbf{x}_{i-1}^{j+1}$ between the elements of input sequences \mathbf{X}^j and \mathbf{X}^{j+1} . It is reasonable to compare the states \mathbf{s}_{i+1}^j and \mathbf{s}_i^{j+1} and introduce a *shifted difference*

$$\delta_i^j = \mathbf{s}_{i+1}^j - \mathbf{s}_i^{j+1}. \quad (4)$$

It was shown in [1] that the norm δ_i^j of the shifted difference decays exponentially with the transformation step i (Fig. 4) and for $i = m - 1 \gg 1$ we find $\delta_{m-1}^j = |\mathbf{s}_m^j - \mathbf{s}_{m-1}^{j+1}| \ll 1$. This means that the state vectors

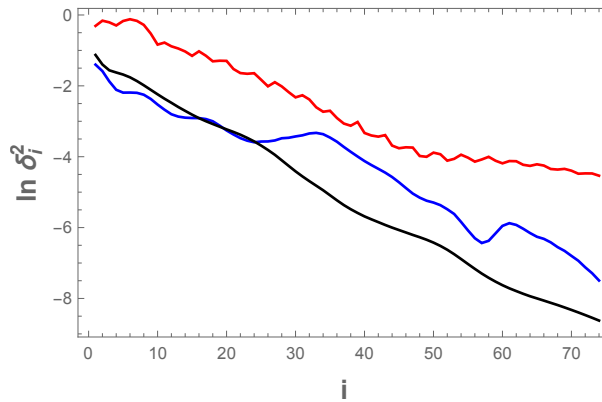


Figure 4: The dynamics δ_i^2 for the individual basic (red), gated (black) and LSTM (blue) recurrent networks with $n = 20$ neurons.

\mathbf{s}_m^j and \mathbf{s}_{m-1}^{j+1} are nearly equal so that

$$\mathbf{s}_{m-1}^{j+1} = \mathbf{s}_m^j + \boldsymbol{\epsilon}^j, \quad \epsilon^j \ll 1. \quad (5)$$

This relation together with (2,3) leads to

$$\mathbf{s}_m^{j+1} = \mathbf{F}(\mathbf{x}_m^{j+1}, \mathbf{s}_{m-1}^{j+1}) = \mathbf{F}(\mathbf{x}_{m+j}, \mathbf{s}_m^j) = \mathbf{F}(\mathbf{p}(\mathbf{s}_m^j), \mathbf{s}_m^j). \quad (6)$$

This transformation allows to compute recursively the sequence of the final RN states \mathbf{s}_m^j for $2 \leq j \leq p$ by feeding the predicted value \mathbf{x}_{m+j-1} from the previous round into the RN with the initial state \mathbf{s}_m^{j-1} inherited from the same previous round. Parallel to this computation of RN states one also finds all the predicted values \mathbf{x}_{m+j} for $1 \leq j \leq p$.

The above result paves way to a memoryless (ML) predictive algorithm replacing both MW and EW approaches. The initial predictive round is the same as in MW/EW algorithm (the top panel in Fig. 3b). The remaining prediction rounds use the relation (6) illustrated in the bottom panel in Fig. 3b. An important feature of this algorithm that it uses the initial sequence \mathbf{X}^1 only once and further it relies on the trained network own dynamics determined by the last expression in (6). The total number of transformations is $N_{ML}^1 = m + 2p - 1$ compared to $N_{MW}^1 = (m + 1)p$ and thus this approach is faster and more reliable than the standard MW prediction. The speed gain reads

$$\gamma_1 = \frac{N_{MW}^1}{N_{ML}^1} = \frac{(m + 1)p}{m + 2p - 1}. \quad (7)$$

Moreover, its implementation in a natural neuronal network is simple – as soon as the first prediction value \mathbf{x}_{m+1} is obtained it is immediately fed back into the network which internal state \mathbf{s}_m^1 is inherited from the first round. The result of transformation (6) is an updated internal state \mathbf{s}_m^2 that allows to predict \mathbf{x}_{m+2} , and then this process repeats.

The comparison of the predictive quality of two approaches performed in [1] showed that for relatively small $m \sim 20-40$ the ML method prediction slightly deviates from the MW extrapolation, but for $m > 60-70$ both predictions coincide. As the number p of predicted points is usually less or approximately equal to the length m of the initial input sequence the speed gain estimates is in the range from $\gamma_1 \sim p$ for $p \ll m$ to $\gamma_1 \sim m/3$ for $p \sim m$.

4 ML algorithm for RN chain

The numerical experiments in [1] show that for simple trajectories like noisy sine or triangle wave a RN with $n = 10 - 20$ neurons using the ML algorithm demonstrates quite high predictive quality. For more complex cases one needs a RN with much larger number n of neurons but the number of trainable parameters scales as n^2 so that the RN robustness decreases. From this perspective it might be useful to use instead a chain of $k > 1$ RN with n_r neurons in r -th RN where $\sum_{r=1}^k n_r = n$.

It is instructive to design a generalization of the ML approach to the case of RN chain. The necessary condition of such generalization is a validity of an assumption that for each r -th RN in the chain the shifted difference norm $\delta_{r,i}^j$ decays exponentially with the transformation step i . To test it we consider a chain of $k = 3$ RNs of different types – the first RN is the basic recurrent network with $n_1 = 10$, the next is the LSTM network [2] with $n_2 = 15$ and the last one is the gated recurrent network [3] with $n_3 = 8$.

The chain is trained on the set of one-dimensional ($n_0 = 1$) values representing a sine wave $\sin(2\pi t) + a\xi(t)$ with added white noise component with amplitude $a = 0.15$. The time step Δt between the adjacent time points is selected equal to $\Delta t = 0.01$. The training set consists of 12000 segments of variable length m in the range $5 \leq m \leq 150$. The RNNs are trained using the Adam algorithm for 50 epochs on 80% of the complete training set with 20% validation set.

First we consider the shifted difference dynamics for the MW algorithm assuming that at the beginning of each prediction round the initial RN state is refreshed by setting it to zero $\mathbf{s}_{r,0}^j = \mathbf{0}$. Fig. 5a shows that the state vectors $\mathbf{s}_{r,i}^j$ for $j = 2$ and $r = 1, 2, 3$ decay exponentially. The largest decay rate is observed in the first RN ($r = 1$) and the norm $\delta_{1,i}^2$ levels off for large $i > 50$. Nevertheless, for two other RNs the decay is

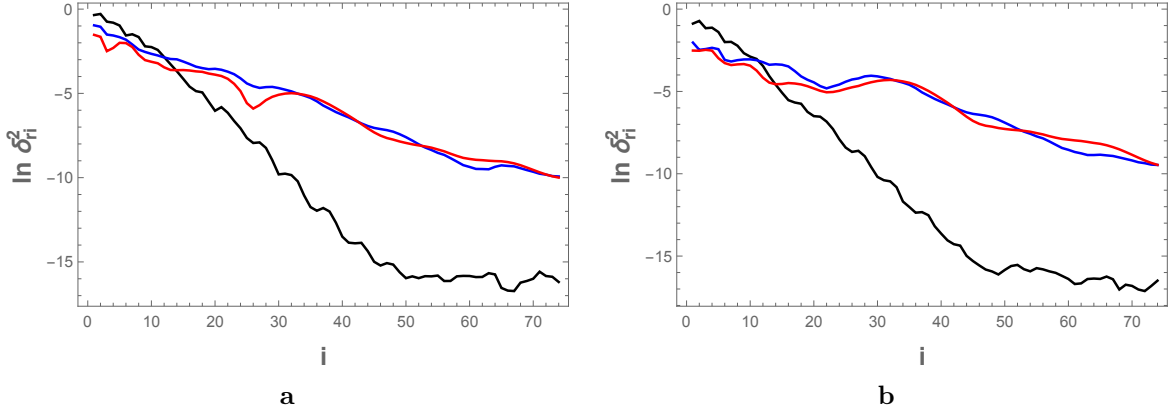


Figure 5: The dynamics of the shifted difference norm δ_{ri}^2 (shown in logarithmic scale) in the r -th RN of the chain for $r = 1$ (black), $r = 2$ (blue), $r = 3$ (red) and $m = 75$. (a) The MW algorithm with renewal of the state vectors \mathbf{s}_{r0}^j before start of the prediction round. (b) The MW algorithm with inheritance of the state vectors $\mathbf{s}_{r0}^j = \mathbf{s}_{rm}^{j-1}$ between the rounds.

also significant and the norm δ_{rm}^2 is negligibly small compared to the characteristic norm of the state vector itself $\delta_{r,m-1}^2 \ll s_{rm}^2, s_{r,m-1}^3 \sim 1$.

Similar behavior we observed in case when at the prediction round j the initial state \mathbf{s}_{r0}^j of the r -th RN is inherited from the previous round, namely, $\mathbf{s}_{r0}^j = \mathbf{s}_{rm}^{j-1}$. The results are shown in Fig. 5b. Assuming that the results presented in Fig. 5 remain valid for all prediction rounds we start development of the ML algorithm generalization for RN chains.

Note that for the r -th RN the dynamics of its state governed by (1) which gives for $i = m$ at the j -th prediction round ($j > 1$)

$$\mathbf{s}_{r,m}^j = \mathbf{F}_r(\mathbf{s}_{r-1,m}^j, \mathbf{s}_{r,m-1}^j) = \mathbf{F}_r(\mathbf{s}_{r-1,m}^j, \mathbf{s}_{r,m}^{j-1}). \quad (8)$$

This transformation relates the final m -th states $\mathbf{s}_{r,m}^j, \mathbf{s}_{r,m}^{j-1}$ of the r -th RN at two adjacent predictive rounds and the final m -th state $\mathbf{s}_{r-1,m}^j$ of the preceding $(r-1)$ -th RN at the current j -th round. The relation for first ($r = 1$) RN reads

$$\mathbf{s}_{1,m}^j = \mathbf{F}_1(\mathbf{s}_{0,m}^j, \mathbf{s}_{1,m-1}^j) = \mathbf{F}_1(\mathbf{x}_{m+j-1}, \mathbf{s}_{1,m}^{j-1}) = \mathbf{F}_1(\mathbf{p}(\mathbf{s}_{k,m}^{j-1}), \mathbf{s}_{1,m}^{j-1}). \quad (9)$$

These two relations completely determine the dynamics of the final states $\mathbf{s}_{r,m}^j$ for $1 \leq r \leq k$ and $2 \leq j \leq p$. The computation of the states $\mathbf{s}_{r,m}^j$ and the first predicted value \mathbf{x}_{m+1} is performed using once the standard MW algorithm. The corresponding schematics is depicted in Fig. 6. The second prediction round starts with feeding the first predicted value $\mathbf{x}_{m+1} = \mathbf{s}_{0,m}^2$ into the first RN being in the state $\mathbf{s}_{1,m}^1$ inherited from the first round. The result of the transformation (9) is a new state $\mathbf{s}_{1,m}^2$ of the first RN which in its turn represents the input fed into the second RN. At this moment the state of the second RN is $\mathbf{s}_{2,m}^1$ and the transformation (8) produces a new state $\mathbf{s}_{2,m}^2$. This procedure is repeated for all remaining RNs in the chain until the last k -th RN is reached. The result of (8) application is $\mathbf{s}_{k,m}^2$ that is used by the predictor P to generate a new prediction \mathbf{x}_{m+2} which serves as an input to the next round of prediction (bottom panel in Fig. 6). It is reasonable to assume that an implementation of the memoryless algorithm is innate in brain environment.

The total number of transformations $N_{ML}^k = mk + 1 + (k+1)(p-1) = k(m+p-1) + p$ compared to $N_{MW}^k = (mk+1)p$ leads to the speed gain

$$\gamma_k = \frac{N_{MW}^k}{N_{ML}^k} = \frac{(mk+1)p}{k(m+p-1)+p}. \quad (10)$$

To address the problem of prediction quality of ML approach compared to MW algorithm we perform computation of specified number p of the predicted values for the different length m of the input sequence using both algorithms.

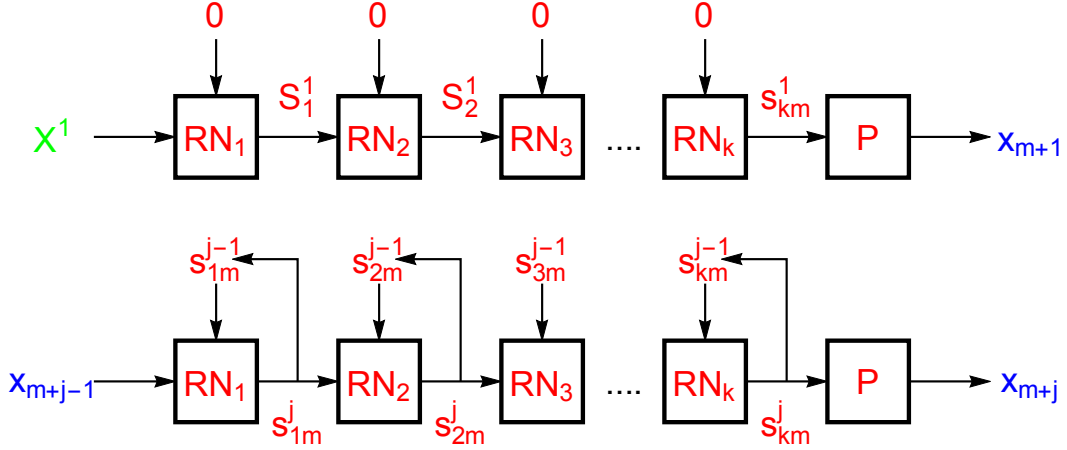


Figure 6: The predictive ML algorithm in the chain of RN_r followed by the predictor P for the first (top panel) and subsequent (bottom panel) predictive rounds. The first round is similar to the one in the MW algorithm while all subsequent rounds use the transformations (8, 9). The new states s_{rm}^j are used as the corresponding RN states in the next round.

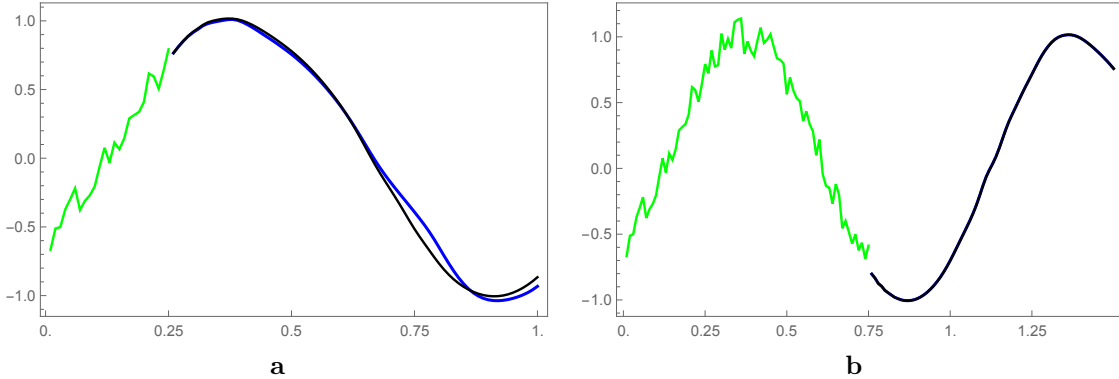


Figure 7: Comparison of the predictions of $p = 75$ elements by the moving window (blue) and the memoryless (black) algorithms for the sine wave with noise amplitude $a = 0.15$ input sequence (green) of length (a) $m = 25$ and (b) $m = 75$; in (b) the curves coincide.

The results presented in Fig. 7 show that the increase in m makes ML prediction to coincide with that of by MW algorithm. It can be explained by inspection of the shifted difference behavior (see Fig. 5) – for large m the value of δ_{rm}^j is negligibly small that allows the approximate transformations in (8,9) more precisely reproduce the prediction dynamics determined by the MW approach.

Thus it is reasonable to consider cases where the number p of predicted points is usually less or approximately equal to the length m of the initial input sequence. Then the speed gain estimates is in the range from $\gamma_k \sim p$ for $p \ll m$ to $\gamma_k \sim mk/(2k+1)$ for $p \sim m$. For the less frequent case $p \gg m$ the speed gain is $\gamma_k \sim mk/(k+1)$.

It is instructive to consider the RN chains with increased number of recurrent modules. We tested the networks with $k = 5$ and $k = 7$ and found that the dynamics of the shifted difference norm demonstrates a lower rate of exponential decay (Fig. 8) for the larger number of RNs. The same time ML algorithm for $k = 5, 7$ continues to produce predicted trajectories of the same quality as MW approach does (similar to those shown in Fig. 7).

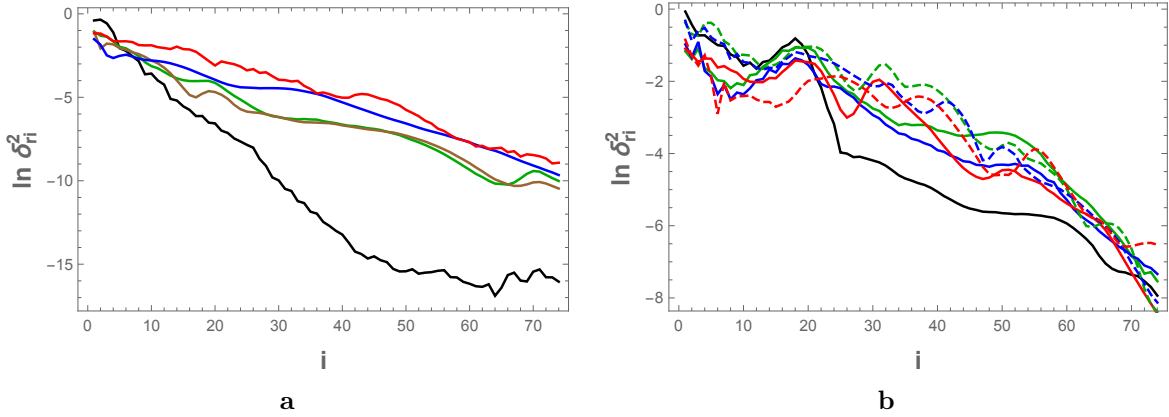


Figure 8: The dynamics of the shifted difference norm δ_{ri}^2 in the r -th RN of the chain with $m = 75$ and (a) $k = 5$ and (b) $k = 7$. The black curve corresponds to $r = 1$.

5 ML algorithm for well trained network

The numerical experiments discussed in the previous section show that the high quality of prediction makes possible the existence of the ML algorithm even when the shifted difference decay is not strongly pronounced in some of (or all) RN modules. To simplify the presentation of the results we use in this section a different notation for the main transformation (1), namely

$$\mathbf{s}_{r,i} = \mathbf{F}_r(\mathbf{s}_{r-1,i}, \mathbf{s}_{r,i-1}) \equiv \mathbf{F}_r[\mathbf{s}_{r,i-1}](\mathbf{s}_{r-1,i}). \quad (11)$$

The relations (8) and (9) take form

$$\mathbf{s}_{1,m}^{j+1} = \mathbf{F}_1[\mathbf{s}_{1,m}^j](\mathbf{p}(\mathbf{s}_{k,m}^j)), \quad \mathbf{s}_{r,m}^{j+1} = \mathbf{F}_r[\mathbf{s}_{r,m}^j](\mathbf{s}_{r-1,m}^{j+1}). \quad (12)$$

First consider a network with a single RN module and a predictor discussed in Section 3.2. Note that the condition (5) implies (6) for the MW algorithm independent of the prediction quality. In other words, the network can be trained badly (for example, due to a small number of neurons n) but if (5) holds the network prediction will be governed by (6).

On the other hand, in case when the network is trained well (i.e., the norm of the difference $|\bar{\mathbf{x}}_{m+1} - \mathbf{x}_{m+1}|$ between the predicted value and the ground truth is negligible compared to the characteristic range $A \sim 1$ of the sequence \mathbf{X}) the application of EW algorithm leads to this transform naturally. Consider a recurrent network of general type which state dynamics is governed by (3) and use it for prediction of the value $\bar{\mathbf{x}}_{m+j+1}$ based on the input sequence $\mathbf{X}_{m+j} = \{\mathbf{x}_i\}$, $1 \leq i \leq m+j$, consisting of $m+j$ elements \mathbf{x}_i . The prediction $\bar{\mathbf{x}}_{m+j+1} = \mathbf{p}(\mathbf{s}_{m+j})$ is performed by applying the transformation \mathbf{p} to the final RN state \mathbf{s}_{m+j} . Use the same RN to predict the next point $\bar{\mathbf{x}}_{m+j+2}$ using the expanded input sequence of $m+j+1$ elements $\mathbf{X}_{m+j+1} = \{\mathbf{x}_i\}$, $1 \leq i \leq m+j+1$ and find the final network state $\mathbf{s}_{m+j+1} = \mathbf{F}[\mathbf{s}_m](\mathbf{x}_{m+j+1})$. Assuming that the prediction quality of the RN is good enough replace in the above relation \mathbf{x}_{m+j+1} by $\bar{\mathbf{x}}_{m+j+1}$ as these two values are close to each other and obtain

$$\mathbf{s}_{m+j+1} \approx \mathbf{F}[\mathbf{s}_{m+j}](\bar{\mathbf{x}}_{m+j+1}) = \mathbf{F}[\mathbf{s}_{m+j}](\mathbf{p}(\mathbf{s}_{m+j})) \equiv \mathbf{F}(\mathbf{p}(\mathbf{s}_{m+j}), \mathbf{s}_{m+j}),$$

which is equivalent to (6). Note that in this case the condition $\epsilon^j \ll 1$ in (5) is not required.

Turn to the predictive network made of k RNs and a predictor considered in details in Section 4. For the input sequence $\mathbf{X}_{m+j} = \{\mathbf{x}_i\}$, $1 \leq i \leq m+j$, we predict $\bar{\mathbf{x}}_{m+j+1} = \mathbf{p}(\mathbf{s}_{k,m+j})$ which by assumption is close to last element \mathbf{x}_{m+j+1} of the expanded input sequence of $m+j+1$ elements $\mathbf{X}_m = \{\mathbf{x}_i\}$, $1 \leq i \leq m+j+1$. Use \mathbf{X}_{m+j+1} and find for $r = 1$

$$\mathbf{s}_{1,m+j+1} = \mathbf{F}_1[\mathbf{s}_{1,m+j}](\mathbf{x}_{m+j+1}). \quad (13)$$

Use (11) to write for $r = 2$:

$$\mathbf{s}_{2,m+j+1} = \mathbf{F}_2[\mathbf{s}_{2,m+j}](\mathbf{s}_{1,m+j+1}) = \mathbf{F}_2[\mathbf{s}_{2,m+j}] \circ \mathbf{F}_1[\mathbf{s}_{1,m+j}](\mathbf{x}_{m+j+1}), \quad (14)$$

where \circ denotes function composition: $R \circ P(x) \equiv R(P(x))$. Continue for $r > 2$ to obtain

$$\begin{aligned} \mathbf{s}_{3,m+j+1} &= \mathbf{F}_3[\mathbf{s}_{3,m+j}](\mathbf{s}_{2,m+j+1}) = \mathbf{F}_3[\mathbf{s}_{3,m+j}] \circ \mathbf{F}_2[\mathbf{s}_{2,m+j}] \circ \mathbf{F}_1[\mathbf{s}_{1,m+j}](\mathbf{x}_{m+j+1}), \\ &\dots \\ \mathbf{s}_{k,m+j+1} &= \mathbf{F}_k[\mathbf{s}_{k,m+j}](\mathbf{s}_{k-1,m+j+1}) = \mathbf{F}_k[\mathbf{s}_{k,m+j}] \circ \dots \circ \mathbf{F}_2[\mathbf{s}_{2,m+j}] \circ \mathbf{F}_1[\mathbf{s}_{1,m+j}](\mathbf{x}_{m+j+1}). \end{aligned} \quad (15)$$

Now in the last equation in (15) replace \mathbf{x}_{m+j+1} by $\bar{\mathbf{x}}_{m+j+1} = \mathbf{p}(\mathbf{s}_{k,m+j})$ and find

$$\mathbf{s}_{k,m+j+1} = \mathbf{F}_k[\mathbf{s}_{k,m+j}] \circ \dots \circ \mathbf{F}_2[\mathbf{s}_{2,m+j}] \circ \mathbf{F}_1[\mathbf{s}_{1,m+j}](\mathbf{p}(\mathbf{s}_{k,m+j})). \quad (16)$$

It is easy to see that (16) is equivalent to the relations (12), this equivalence implies that the well trained network represented by a chain of RNs can be used for prediction by memoryless algorithm.

6 Discussion

In this manuscript we consider a general type predictive network that transforms an input sequence made of elements with similar structure to predicts a single element of the same type. The input sequence flows first into an encoder then to a chain of the recurrent networks (RNs) to a predictor and finally to a decoder. We focus on the network central part (the RN chain and the predictor) responsible for the actual prediction procedure. When one needs to generate several predicted values there exists the traditional moving window (MW) predictive algorithm well fitted for usage in the artificial neural networks. However its implementation in the natural neural network existing in brain can fail as some requirements are very difficult to satisfy and the prediction loses both robustness and reliability. In [1] for the simplest predictive network we proposed another faster and more stable algorithm that does not require memorization of the input sequence (as a whole or a part of it) and we call it *memoryless* (ML) algorithm. We show that the ML approach can be generalized to the case of the RN chain (compared of a single RN in [1]).

The essence of the approach is that it requires the input sequence only once to predict the first value and to update the state of each RN in the chain. Then the original input can be forgotten and consecutive prediction rounds are based on the own network dynamics. The input sequence is replaced by the latest predicted value which is transformed in the network to update the RN states and generate the next prediction.

We show that ML algorithm produces results that are very close to those generated by MW approach. The increase of the input sequence length makes ML results to coincide with MW ones but gives the speed up proportional to the number of predicted points. We also discuss a possibility of the ML algorithm implementation in brain networks and show that it is quite suitable to this purpose.

Based on the MW algorithm analysis we establish a set of conditions for ML application irrespective of the predictive quality of the network that demand the shifted difference norms $\delta_{r,i}^j$ to decay exponentially. It appears that when the network is well trained the conditions on the difference norms can be dropped. It is quite important result as in the natural neural systems the analysis of such behavior is very difficult if not just impossible. On the other hand the evolution of natural neuron networks should select only those networks that have highest predictive ability which in its turn successfully implement the robust and fast memoryless algorithm. This observation makes the proposed ML algorithm a critical element of a self-consistent scheme based on neural networks of high performance – it allows to achieve fast and extremely robust predictions with these networks.

The number of transformation layers in a chain is an important factor determining both complexity and prognostic ability of a predictive network. For example, the GPT (Transformer) network that uses more complex (compared to (3)) attention signal transformation [4] demonstrates an increasing ability to solve successfully complex language-based tasks when the number of elements in the chain grows from 12 to 96 with parallel increase of total number of neurons in individual attention block from 768 to 12288 [5]. In brains with small total number of neurons the number k of RNs in the chain might be limited and it can be ascribed to a restriction of the total number of neurons assigned for a specific networks. It is instructive to know

how increase in the RN number affects possibility of successful implementation of ML algorithm especially in case when the condition of the exponential decay of the shifted difference norm $\delta_{r,i}^j$ fails. The answer to this question requires to train RN chains with increasing k and test whether the shifted difference exponential decay is preserved. We tested the chains of $k = 3, 5, 7$ RNs and found that the decay rate decreases with increase of k . It is reasonable to extend such analysis to much larger number (several dozens) of RN modules in the chain.

Acknowledgements

The author wishes to thank Yuri Shvachko, Kausik Si and Mitya Chkolovsky for fruitful discussions.

References

- [1] B. Rubinstein, A fast noise filtering algorithm for time series prediction using recurrent neural networks, 2020, [arXiv:2007.08063v2](#) [cs.LG].
- [2] S. Hochreiter, J. Schmidhuber, Long-short term memory, *Neural. Comput.*, 1997, **9**, 1735-1780.
- [3] J. Chung, C. Gulcere, K.H. Cho, Y. Bengio, Empirical evaluation of gated recurrent neural network for sequence modeling, 2014, [arxiv:1412:3555v1](#) [cs.NE].
- [4] A. Vaswani, N. Shazeer *et. al.*, Attention is all you need, 2017, [arXiv:1706.03762v5](#) [cs.CL].
- [5] T.B. Brown, B. Mann *et. al.*, Language models are few-shot learners, 2020, [arXiv:2005.14165v4](#) [cs.CL].