

POLYAKOV FORMULAS FOR CONICAL SINGULARITIES IN TWO DIMENSIONS

CLARA L. ALDANA, KLAUS KIRSTEN, AND JULIE ROWLETT

ABSTRACT. We investigate the zeta-regularized determinant and its variation in the presence of conical singularities, boundaries, and corners. For surfaces with isolated conical singularities which may also have one or more smooth boundary components, we demonstrate both a variational Polyakov formula as well as an integrated Polyakov formula for the conformal variation of the Riemannian metric with conformal factors which are smooth up to all singular points and boundary components. We demonstrate the analogous result for curvilinear polygonal domains in surfaces. We then specialize to finite circular sectors and cones and via two independent methods obtain variational Polyakov formulas for the dependence of the determinant on the opening angle. Notably, this requires the conformal factor to be logarithmically singular at the vertex. Although these formulas look quite different, we prove that they are indeed equal. We further obtain explicit formulas for the determinant for finite circular sectors and cones.

1. INTRODUCTION

In physics, manifolds with conical singularities are of great importance. In particular in the context of quantum field theory in curved spacetime the influence of such singularities has been analyzed in detail [21]. Instances where these singularities occur are cosmic strings [22, 30, 39, 71], where the cone angle is related to the string tension parameter, and static spacetimes with bifurcate Killing horizons, where the Euclideanized version, considered in finite temperature field theory, has topology $C_\alpha \times S^2$, and the conical angle α is associated to the inverse temperature [7, 15, 25, 33, 34, 69]. Renormalization in these theories necessitates the heat kernel coefficients for manifolds with conical singularities [18, 24, 32].

These coefficients also build the foundation to understand how zeta regularized determinants transform under conformal transformations. In two dimensions, for smooth surfaces with smooth boundaries, this relation has been known for quite some time [5, 54, 63]. In four dimensions, this has been developed in [12] (see also [28]) for the case of Laplace-type operators on smooth Riemannian manifolds with smooth boundaries. This found applications in the context of effective action in quantum field theory; see [8, 9, 14, 20, 29, 38, 73]. The relation is also essential to prove certain extremal properties of determinants [11, 61]. In two dimensions, this so-called Polyakov formula was generalized to the case of piecewise smooth boundary in [23], and it has been used to compute functional determinants on different regions of the plane and sphere [23, 27].

1.1. Geometric setting. We consider here compact surfaces with boundary and with finitely many isolated conical singularities, as well as curvilinear polygonal domains contained in larger, ambient, smooth surfaces. Whereas many references assume that conical singularities are *exact*, we consider a more general conic singularity of the type given in [58, Definition 1.1]. Here we specify this definition to two dimensions and adapt it to our needs.

Definition 1. Let \mathbf{M} be a compact 2-dimensional topological manifold with boundary $\partial\mathbf{M}$.

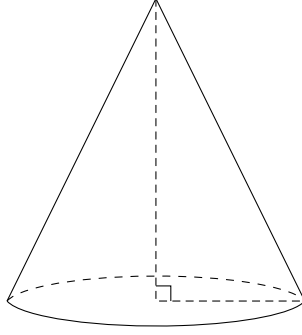


FIGURE 1. This is an exact cone with conical singularity at $r = 0$. The r coordinate gives the length along the cone's surface. The ϕ coordinate corresponds to arc-length around the circular edge of the cone.

Assume that there is a finite set of interior points $\wp := \{p_1, \dots, p_m\}$ such that $M := \mathbf{M} \setminus (\wp \cup \partial\mathbf{M})$ is a smooth, open, Riemannian manifold of dimension two with Riemannian metric g . The boundary $\partial\mathbf{M}$ is smooth, and the metric g is smooth up to the boundary. Moreover, assume that each $p_i \in \wp$ has a neighborhood of the form

$$\mathcal{N}_i \cong [0, \varepsilon_i]_r \times \mathbb{S}^1, \text{ for some } \varepsilon_i > 0.$$

On this neighborhood the Riemannian metric

$$g|_{\mathcal{N}_i} = dr^2 + r^2 \omega_i(r), \quad r \in [0, \varepsilon_i)$$

where $\omega_i(r)$ is a smooth family of metrics on \mathbb{S}^1 for $r \in [0, \varepsilon_i)$. The points in \wp are known as cone points, conical points, or conical singularities. The angle at a cone point p_i is defined to be

$$\gamma_i := \int_{\mathbb{S}^1} ds_i,$$

where $ds_i = ds_{\omega_i(0)}$, denotes the volume form associated to the metric $\omega_i(0)$. The angle is assumed to be contained in $(0, 2\pi)$. If \mathbf{M} satisfies all these conditions, we call (\mathbf{M}, g) a surface with conical singularities and smooth boundary.

Notice that whereas $\overline{M} = \mathbf{M}$, $\partial\mathbf{M} \neq \partial M = \wp \cup \partial\mathbf{M}$. In addition, the definition allows the metric on the *link* of the cone, \mathbb{S}^1 , to vary as one approaches the conical singularity. Some authors may call our definition above a surface with ‘generalized conical singularities.’ A more rigid definition requires each $\omega_i(r) \equiv \omega_i(0)$ to be a single fixed metric on the link; this is known as a surface with ‘exact conical singularities.’

We will also consider finite circular sectors and more generally, curvilinear polygonal domains in surfaces as well as in the plane. A finite circular sector in the plane is a set of the form

$$S_{R,\gamma} := \{(r, \theta) : 0 \leq r \leq R, \quad 0 \leq \theta \leq \gamma\} \subset \mathbb{R}^2.$$

Here we are using standard polar coordinates (r, ϕ) , and we equip the sector with the Euclidean metric, which in these coordinates is

$$g = dr^2 + r^2 d\theta^2.$$

Consequently, a finite circular sector is a cone with link $[0, \gamma]$ in the sense that we may identify the finite circular sector with the compact metric space $[0, R] \times [0, \gamma]$ equipped with the metric g . This metric is smooth on the interior and has three singularities, one of which is a conical

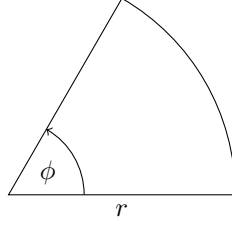


FIGURE 2. Above is a finite circular sector. This can be viewed as a cone where the link of the cone is an interval. This is an example of a domain with corners.

singularity at $r = 0$. The angle at this singularity is γ . The other two singularities have angles $\pi/2$ and are examples of conical singularities that are not exact conical singularities. A finite circular sector does not fit in Definition 1 above because its conical points lie at the boundary, but it is an example of a curvilinear polygonal domain in the plane. More generally, we define curvilinear polygonal domains in surfaces as in [59, Definition 1.3].

Definition 2. *We say that Ω is a curvilinear polygonal domain if it is a subdomain of a smooth, two dimensional Riemannian manifold (M, g) with piecewise smooth boundary and a vertex at each non-smooth point of $\partial\Omega$. A vertex is a point p on the boundary of Ω at which the following are satisfied.*

- (1) *The boundary in a neighborhood of p is defined by a continuous curve $\gamma(t) : (-a, a) \rightarrow M$ for $a > 0$ with $\gamma(0) = p$. We require that γ is smooth on $(-a, 0]$ and $[0, a)$, with $\|\dot{\gamma}(t)\| = 1$ for all $t \in (-a, a) \setminus \{0\}$, and such that*

$$\lim_{t \uparrow 0} \dot{\gamma}(t) = v_1, \quad \lim_{t \downarrow 0} \dot{\gamma}(t) = v_2,$$

for some vectors $v_1, v_2 \in T_p M$, with $-v_1 \neq v_2$.

- (2) *The interior angle at the point p is the interior angle at that corner, which is the angle between the vectors $-v_1$ and v_2 .*

Note that requiring $-v_1$ and v_2 to be distinct means that the interior angle will be an element of $(0, 2\pi)$, which rules out inward and outward pointing cusps. An angle of π , corresponding to a phantom vertex, is allowed.

1.2. The zeta regularized determinant of the Laplace operator. Our sign convention for the Laplace operator in dimension two in local coordinates is

$$(1.1) \quad \Delta_g = -\frac{1}{\sqrt{\det(g)}} \sum_{i,j=1}^2 \partial_i g^{ij} \sqrt{\det(g)} \partial_j.$$

Here we restrict our attention to the Friedrichs extension of the Laplace operator, noting that in two dimensions, this is equal to the Dirichlet extension [35]. For surfaces with conical singularities and no boundary components, the eigenvalues of the Laplacian begin with 0 and increase towards ∞ . For surfaces with conical singularities and at least one smooth boundary component as well as for curvilinear polygonal domains, the eigenvalues also tend to ∞ , but in this case they are all positive. We denote the entire collection of eigenvalues which comprise the spectrum of the Laplacian, by $\{\lambda_k\}_{k \geq 0}$. Then, there is an associated spectral zeta function,

$$\zeta_g(s) := \sum_{\lambda_k \neq 0} \lambda_k^{-s}.$$

One also has a corresponding heat operator and heat kernel, the Schwartz kernel of the fundamental solution to the heat equation. The trace of the heat kernel, $\text{Tr}(e^{-t\Delta_g})$ is then expressed in terms of the eigenvalues,

$$\text{Tr}(e^{-t\Delta_g}) = \sum_{k \geq 0} e^{-\lambda_k t}.$$

It is related to the spectral zeta function by

$$(1.2) \quad \zeta_g(s) = \frac{1}{\Gamma(s)} \int_0^\infty t^{s-1} \text{Tr}(e^{-t\Delta_g} - P_{\text{Ker}(\Delta_g)}) dt = \frac{1}{\Gamma(s)} \int_0^\infty t^{s-1} \sum_{\lambda_k > 0} e^{-\lambda_k t} dt.$$

Above, $P_{\text{Ker}(\Delta_g)}$ is the projection onto the kernel of the Laplacian. The eigenvalues, $\{\lambda_k\}_{k \geq 0}$ grow asymptotically like k as $k \rightarrow \infty$, with the precise asymptotics given by Weyl's Law [72]. It is then clear to see that whereas $\zeta_g(s)$ is well-defined for $s \in \mathbb{C}$ with $\text{Re}(s) > 1$, it is less obvious that $\zeta_g(s)$ is well-defined for other values of s .

A keen observation of Ray and Singer [64] is that one may exploit the existence of the asymptotic expansion for the heat kernel for small time, together with (1.2), to meromorphically extend the spectral zeta function. This extension is holomorphic in a neighborhood of $s = 0$, and so the determinant of the Laplacian is defined to be

$$(1.3) \quad \det(\Delta_g) := e^{-\zeta'_g(0)}.$$

However, in [64], there were no conical singularities. The presence of even the simplest conical singularity has a profound impact on the Laplace operator. The Laplace operator is not essentially self-adjoint, has many self adjoint extensions, and the spectrum depends on the choice of self-adjoint extension. The zeta-regularized determinant of the Laplacian also depends upon this choice [57].

Nonetheless, it has been shown that the heat trace on a surface with conical singularities also has an asymptotic expansion for small values of t . In general this expansion takes the form

$$(1.4) \quad \text{Tr}(e^{-t\Delta_g}) = a_0 t^{-1} + a_1 t^{-\frac{1}{2}} + a_{2,0} \log(t) + a_{2,1} + O(t^{\frac{1}{2}}), \text{ as } t \rightarrow 0,$$

see e.g. [13, section 7, equations (7.22) and (7.23)] and [17, Theorem 5.1]. However, it can be shown, [44, section 3], that for surfaces with conical singularities, the coefficient of $\log(t)$ vanishes. For more general curvilinear polygonal domains, this result is much more recent [59]. The subtlety lies in the fact that the corner need never be exactly straight. Consequently, numerous results for 'exact conical singularities' as well as results which require that the edges are straight, at least in some small neighborhood of the corner, exclude curvilinear polygonal domains.

In recent years there has been progress towards understanding the behavior of the determinant of certain self-adjoint extensions of the Laplace operator on surfaces with conical singularities. This progress represents different aspects studied by numerous authors; a non-exhaustive list includes the works of Kokotov [48, 49], Hillairet and Kokotov [40], Kokotov and Koronkin [50], Kalvin [42, 43], Kirsten et al [46, 47], Loya et al [52], Spreafico [67], and Sher [66]. Using heuristic arguments [6, equation (51)] computed a formula for the contribution of the corners to the variation of the determinant on a polygon. Here we use different techniques to rigorously prove both the differentiated and integrated Polyakov formula for surfaces with conical singularities, boundary, and curvilinear polygonal domains in surfaces. To study the variation of the determinant in this geometric generality, refined information concerning the behavior of the heat kernel itself, not only its trace, is required. Although it has been widely assumed that a heat trace expansion of the form (1.4) holds for curvilinear polygonal domains, a rigorous proof even in the planar Dirichlet case was not given until [53]. Similar results hold

for Neumann boundary conditions; see [55]. For curvilinear polygonal domains in the plane and in surfaces, the existence of an asymptotic expansion of the heat trace for small times demonstrated in [59] allows one to extend the zeta function to a meromorphic function on the complex plane which is regular at $s = 0$ and define the determinant of the Laplacian as in (1.3). Moreover, the microlocal construction of the heat kernel in [59] is a key technical ingredient in our present work to study the variation of the determinant.

1.3. Main results. Our first results are Polyakov formulas for surfaces with isolated conical singularities, with or without smooth boundary components, and for conformal factors that are smooth up to the cone points and the boundary. Throughout this manuscript we use \log to denote the principal branch of the complex logarithm and note that its restriction to $(0, \infty)$ is the natural logarithm, \ln .

Theorem 1. *Let (\mathbf{M}, g) be a surface that has isolated conical singularities at points $\{p_1, \dots, p_m\}$ with corresponding angles $\{\gamma_1, \dots, \gamma_m\}$ and such that $\partial\mathbf{M} = \emptyset$. Let Δ_g be the Friedrichs extension of the Laplacian with respect to the Riemannian metric, g . Let $\{h_u = e^{2\varphi_u}g\}_{u \in (-\varepsilon, \varepsilon)}$ be a smooth one-parameter family of conformal metrics for a fixed $\varepsilon > 0$, i.e., we assume that the functions $\varphi_u(z)$ depend smoothly on the parameter u , and that both $\varphi_u(z)$, and $\partial_u \varphi_u(z)$ are smooth functions on \mathbf{M} . In particular they are smooth up to and including all cone points. For a given metric $*$ on \mathbf{M} , let Scal_* denote its scalar curvature, dA_* denotes the corresponding area form, and A_* denote the area of $(\mathbf{M}, *)$. Then, we have the variational Polyakov formula:*

$$(1.5) \quad \left. \frac{\partial}{\partial u} (-\log \det(\Delta_{h_u})) \right|_{u=0} = \int_{\mathbf{M}} 2\dot{\varphi}_0(z) \left(\frac{\text{Scal}_{h_0}(z)}{24\pi} - \frac{1}{A_{h_0}} \right) dA_{h_0} + \sum_{i=1}^m \dot{\varphi}_0(p_i) \frac{(2\pi)^2 - \gamma_i^2}{12\pi\gamma_i},$$

where $\dot{\varphi}_0 := \partial_u \varphi_u|_{u=0}$. Assume now that the conformal factors are of the form

$$\varphi_u = \varphi_0 + u\eta,$$

for functions φ_0 and η that are smooth up to all the conical points. Then for the metric $h_0 = e^{2\varphi_0}g$, we have the integrated Polyakov formula

$$(1.6) \quad \log \det(\Delta_{h_0}) - \log \det(\Delta_g) = -\frac{1}{12\pi} \int_{\mathbf{M}} \text{Scal}_g(z) \varphi_0(z) dA_g - \frac{1}{12\pi} \int_{\mathbf{M}} |\nabla_g \varphi_0(z)|^2 dA_g + \log(A_{h_0}) - \log(A_g) - \sum_{i=1}^m \varphi_0(p_i) \frac{(2\pi)^2 - \gamma_i^2}{12\pi\gamma_i}.$$

Next, we consider surfaces that may have both smooth boundary components as well as conical singularities.

Theorem 2. *Let (\mathbf{M}, g) be a surface that has isolated conical singularities at points $\{p_1, \dots, p_m\}$ with corresponding angles $\{\gamma_1, \dots, \gamma_m\}$ and with smooth boundary $\partial\mathbf{M} \neq \emptyset$. Let Δ_g be the Friedrichs extension of the Laplacian with respect to the Riemannian metric, g . Let $\{h_u = e^{2\varphi_u}g\}_{u \in (-\varepsilon, \varepsilon)}$ be a smooth one-parameter family of conformal metrics for a fixed $\varepsilon > 0$, i.e., we assume that the functions $\varphi_u(z)$ depend smoothly on the parameter u , and that both $\varphi_u(z)$, and $\partial_u \varphi_u(z)$ are smooth functions on \mathbf{M} . In particular they are smooth up to and including all cone points and all boundary components. For the Riemannian metric h_0 , let $\frac{\partial \psi}{\partial n_{h_0}}$ denote the normal derivative of the function ψ at the boundary, k_{h_0} denote the geodesic curvature of the boundary, and dx_{h_0} denote the length measure on the boundary.*

Then, we have the variational Polyakov formula:

$$(1.7) \quad \left. \frac{\partial}{\partial u} (-\log \det(\Delta_{h_u})) \right|_{u=0} = \int_M \dot{\varphi}_0(z) \left(\frac{\text{Scal}_{h_0}(z)}{12\pi} \right) dA_{h_0} \\ + \frac{1}{6\pi} \int_{\partial M} \dot{\varphi}_0(x) k_{h_0}(x) dx_{h_0} + \frac{1}{4\pi} \int_{\partial M} \frac{\partial \dot{\varphi}_0}{\partial n_{h_0}}(x) dx_{h_0} + \sum_{i=1}^m \dot{\varphi}_0(p_i) \frac{(2\pi)^2 - \gamma_i^2}{12\pi\gamma_i}.$$

Assume now that the conformal factors are of the form

$$\varphi_u = \varphi_0 + u\eta,$$

for a function $\eta \in C^\infty(\mathbf{M})$. Then for the metric $h_0 = e^{2\varphi_0}g$, we have the integrated Polyakov formula

$$\log \det(\Delta_{h_0}) - \log \det(\Delta_g) = -\frac{1}{12\pi} \int_M |\nabla_g \varphi_0(z)|^2 dA_g - \frac{1}{12\pi} \int_M \varphi_0(z) \text{Scal}_g(z) dA_g \\ - \frac{1}{4\pi} \int_{\partial M} \frac{\partial \varphi_0(x)}{\partial n_g} dx_g - \frac{1}{6\pi} \int_{\partial M} \varphi_0(x) k_g(x) dx_g - \sum_{i=1}^m \varphi_0(p_i) \frac{(2\pi)^2 - \gamma_i^2}{12\pi\gamma_i}.$$

We next obtain the variational Polyakov formula and the integrated Polyakov formula for curvilinear polygonal domains in surfaces.

Theorem 3. *Let Ω be a curvilinear polygonal domain on the Riemannian manifold (M, g) , as in Definition 2. Ω has piecewise smooth boundary and finitely many corners at points $\{p_1, \dots, p_m\}$ with corresponding angles $\{\gamma_1, \dots, \gamma_m\}$. Let Δ_g be the Dirichlet-Friedrich extension of the Laplacian in Ω . Let $\{h_u = e^{2\varphi_u}g\}_{u \in (-\varepsilon, \varepsilon)}$ be a smooth one-parameter family of metrics conformal to g for a fixed $\varepsilon > 0$. We assume that $\varphi_u(z)$ depends smoothly on the parameter, u , and that both $\varphi_u(z)$, and $\partial_u \varphi_u(z)$ are smooth functions on $M \supseteq \overline{\Omega}$, in particular smooth up to and including all corner points and boundary components of Ω . Then, we have the variational Polyakov formula:*

$$(1.8) \quad \left. \frac{\partial}{\partial u} (-\log \det(\Delta_{h_u})) \right|_{u=0} = \frac{1}{12\pi} \int_\Omega \dot{\varphi}_0(z) (\text{Scal}_{h_0}(z)) dA_{h_0} \\ + \frac{1}{6\pi} \int_{\partial\Omega} \dot{\varphi}_0(x) k_{h_0}(x) dx_0 + \frac{1}{4\pi} \int_{\partial\Omega} \frac{\partial \dot{\varphi}_0}{\partial n_{h_0}}(x) dx_0 + \sum_{i=1}^m \dot{\varphi}_0(p_i) \frac{\pi^2 - \gamma_i^2}{12\pi\gamma_i}.$$

Assume now that the conformal factors are of the form

$$\varphi_u = \varphi_0 + u\eta,$$

for a function η which is smooth on $M \supseteq \overline{\Omega}$. Then for the metric $h = e^{2\varphi_0}g$, we have the integrated Polyakov formula

$$(1.9) \quad \log \det(\Delta_{h_0}) - \log \det(\Delta_g) = -\frac{1}{12\pi} \int_\Omega |\nabla_g \varphi_0(z)|^2 dA_g - \frac{1}{12\pi} \int_\Omega \varphi_0(z) \text{Scal}_g(z) dA_g \\ - \frac{1}{6\pi} \int_{\partial\Omega} \varphi_0(x) k_g(x) dx_g - \frac{1}{4\pi} \int_{\partial\Omega} \frac{\partial \varphi_0(x)}{\partial n_g} dx_g - \sum_{i=1}^m \varphi_0(p_i) \frac{\pi^2 - \gamma_i^2}{12\pi\gamma_i}.$$

Remark 1. *This agrees with the result obtained by Dowker [eq. (8) in [23]] in a formal computation.*

Here, we obtain an explicit formula for the determinant for both finite cones and finite sectors. Moreover, we prove that the formula obtained by explicitly computing the eigenvalues as well as the zeta-regularized determinant in the spirit of [10] is equal to the formula derived in [3]. This is remarkable because the expressions appear quite different and indeed it is not entirely trivial to prove that the expressions are equal. Furthermore these variational formulas were obtained by completely independent methods.

Theorem 4. *Let S_α be a circular sector of opening angle α and radius one. Assume the Dirichlet boundary condition for the Laplacian. Then, we have*

$$(1.10) \quad -\log(\det(\Delta_{S_\alpha})) = \frac{1}{4}(\gamma_e + 2) + \frac{5}{24\pi}\alpha + \frac{1}{12}(\gamma_e - \log 2) \left(\frac{\pi}{\alpha} + \frac{\alpha}{\pi} \right) \\ + \int_1^\infty \frac{1}{t} \frac{1}{e^{\frac{\pi}{\alpha}t} - 1} \frac{1}{e^t - 1} dt + \int_0^1 \frac{1}{t} \left(\frac{1}{e^{\frac{\pi}{\alpha}t} - 1} \frac{1}{e^t - 1} - \frac{\alpha}{\pi t^2} + \frac{\pi + \alpha}{2\pi t} - \frac{\pi^2 + 3\pi\alpha + \alpha^2}{12\pi\alpha} \right) dt.$$

Above, γ_e is the Euler-Mascheroni constant. The variation with respect to the angle,

$$\frac{d}{d\alpha}(-\log \det(\Delta_{S_\alpha})) = \frac{5}{24\pi} + \frac{1}{12}(\gamma_e - \log 2) \left(-\frac{\pi}{\alpha^2} + \frac{1}{\pi} \right) + \int_1^\infty \frac{\frac{\pi}{\alpha^2} e^{\frac{\pi}{\alpha}t}}{(e^{\pi t/\alpha} - 1)^2} \frac{dt}{e^t - 1} \\ + \int_0^1 \left(\frac{\frac{\pi}{\alpha^2} e^{\frac{\pi}{\alpha}t}}{(e^{\pi t/\alpha} - 1)^2} \frac{1}{e^t - 1} - \frac{1}{t} \left(\frac{1}{\pi t^2} - \frac{1}{2\pi t} + \frac{1}{12\pi} - \frac{\pi}{12\alpha^2} \right) \right) dt.$$

When α is not equal to $\frac{\pi}{j}$ for any integer j , then the above angular variation is equal to

$$\frac{1}{3\pi} + \frac{\pi}{12\alpha^2} - \sum_{k=1}^{\lceil \frac{\pi}{2\alpha} - 1 \rceil} \frac{\gamma_e + \log |\sin(k\alpha)|}{2\pi \sin^2(k\alpha)} \\ + \frac{1}{\alpha} \sin \left(\frac{\pi^2}{\alpha} \right) \int_{\mathbb{R}} \frac{-\log 2 + 2\gamma_e + \log(1 + \cosh(s))}{8\pi(1 + \cosh(s))(\cosh(\pi s/\alpha) - \cos(\pi^2/\alpha))} ds.$$

If $\alpha = \frac{\pi}{j}$ for some integer $j > 1$, then the variation with respect to the angle in (1.10) is equal to

$$(1.11) \quad \frac{1}{3\pi} + \frac{\pi}{12\alpha^2} - \frac{\gamma_e}{12\pi} \left(\frac{\pi^2}{\alpha^2} - 1 \right) - \sum_{k=1}^{\lceil \frac{\pi}{2\alpha} - 1 \rceil} \frac{\log |\sin(k\alpha)|}{2\pi \sin^2(k\alpha)}.$$

Remark 2. For several values of j , using the approach of Dowker as in [23], the results above have been confirmed [26].

We next obtain an explicit formula for the determinant of finite cones as well as the variational Polyakov formula for the determinant under variation of the cone angle.

Theorem 5. *Let C_α be a cone with angle α , and height equal to one. Then we have*

$$(1.12) \quad -\log(\det(\Delta_{C_\alpha})) = -\frac{1}{2}\log(2\pi) + \frac{1}{2}(\gamma_e + 2) + \frac{5}{24\pi}\alpha + \frac{1}{6}(\gamma_e - \log 2) \left(\frac{2\pi}{\alpha} + \frac{\alpha}{2\pi} \right) \\ + 2 \int_1^\infty \frac{1}{t} \frac{1}{e^{\frac{2\pi}{\alpha}t} - 1} \frac{1}{e^t - 1} dt \\ + 2 \int_0^1 \frac{1}{t} \left(\frac{1}{e^{\frac{2\pi}{\alpha}t} - 1} \frac{1}{e^t - 1} - \frac{\alpha}{2\pi t^2} + \frac{\pi + \alpha/2}{2\pi t} - \frac{\pi^2 + 3\pi\alpha/2 + \frac{\alpha^2}{4}}{6\pi\alpha} \right) dt.$$

The derivative with respect to variation of the angle for a cone of angle α is

$$(1.13) \quad \begin{aligned} \frac{d}{d\alpha} (-\log(\det(\Delta_{C_\alpha}))) &= \frac{5}{24\pi} + \frac{1}{6}(\gamma_e - \log 2) \left(-\frac{2\pi}{\alpha^2} + \frac{1}{2\pi} \right) + 2 \int_1^\infty \frac{\frac{2\pi}{\alpha^2} e^{\frac{2\pi}{\alpha}t}}{(e^{2\pi t/\alpha} - 1)^2} \frac{1}{e^t - 1} dt \\ &\quad + 2 \int_0^1 \left(\frac{\frac{2\pi}{\alpha^2} e^{\frac{2\pi}{\alpha}t}}{(e^{2\pi t/\alpha} - 1)^2} \frac{1}{e^t - 1} - \frac{1}{t} \left(\frac{1}{2\pi t^2} - \frac{1}{4\pi t} - \frac{\pi}{6\alpha^2} + \frac{1}{24\pi} \right) \right) dt. \end{aligned}$$

When the cone angle α is not equal to $\frac{2\pi}{j}$ for any integer j , then the above angular variation is equal to

$$\begin{aligned} &\frac{1}{3\pi} + \frac{\pi}{3\alpha^2} - \sum_{k=1}^{\lceil \frac{\pi}{\alpha} - 1 \rceil} \frac{\gamma_e + \log |\sin(k\alpha/2)|}{2\pi \sin^2(k\alpha/2)} \\ &+ \frac{1}{\alpha} \sin\left(\frac{4\pi^2}{\alpha}\right) \int_{\mathbb{R}} \frac{-\log 2 + 2\gamma_e + \log(1 + \cosh(s))}{4\pi(1 + \cosh(s))(\cosh(2\pi s/\alpha) - \cos(2\pi^2/\alpha))} ds. \end{aligned}$$

If $\alpha = \frac{2\pi}{j}$ for some integer $j > 1$, then the variation with respect to the angle is equal to

$$(1.14) \quad \frac{1}{3\pi} + \frac{\pi}{3\alpha^2} - \frac{\gamma_e}{12\pi} \left(\frac{4\pi^2}{\alpha^2} - 1 \right) - \frac{1}{2\pi} \sum_{k=1}^{\lceil \frac{\pi}{\alpha} - 1 \rceil} \frac{\log |\sin(k\alpha/2)|}{\sin^2(k\alpha/2)}.$$

1.4. Organization. Theorems 1, 2, and 3 are proven in section 2. In §3, we obtain the explicit expression for the determinant on finite circular sectors in (1.10) as well as the variational formula for its angular dependence. The proof of Theorem 4 is completed in §4. In §5, we obtain the explicit formula for the determinant of the cone and compute its variation, thereby proving Theorem 5. In the appendix, we compute the contribution to the short time asymptotic expansion for the heat trace due to the conical singularities for surfaces with conical singularities. The calculation agrees with that of [17], but is obtained by a completely independent method.

ACKNOWLEDGEMENTS

C.L. Aldana was partially supported by the Fonds National de la Recherche, Luxembourg 7926179. JR & CLA gratefully acknowledge the National Science Foundation award DMS-1440140 which supported our time at the Mathematical Sciences Research Institute in Berkeley, California during the Fall 2019 semester. JR is supported by Swedish Research Council Grant 2018-03873. We are grateful to Stuart Dowker, Yilin Wang, and Eveliina Peltola for insightful discussions and correspondence.

2. POLYAKOV FORMULA FOR SURFACES WITH CONICAL SINGULARITIES, BOUNDARY, AND CURVILINEAR POLYGONAL DOMAINS

Here we prove Theorems 1, 2, and 3. That is, we prove a Polyakov formula for surfaces with isolated conical singularities and smooth boundary components, as given in Definition 1. Although we separated the cases with boundary and without boundary, the arguments are identical until the end at which point we distinguish between the two. The proof of the Polyakov formulas presented in this section follows the same lines as the corresponding proofs in [62], [2] and [3], but adapted to our case; for the details we refer to these references. Recall that on these surfaces, the set of conical singularities and the set of smooth boundary components must have empty intersection. The conformal factors considered here are assumed to be smooth all the way up to the conical points and up to the boundary.

Let (\mathbf{M}, g) be a surface with conical singularities and smooth boundary. Denote by Δ_g the Friedrichs extension of the Laplace operator associated to g . If there are boundary components, assume the Dirichlet boundary condition at all of them. Since in dimension two, the Friedrichs extension coincides with the Dirichlet extension [35], we just refer to this extension as the Dirichlet extension or the Friedrichs extension.

If there are only conical points and \mathbf{M} has no boundary, then Δ_g has a non-trivial kernel, $\text{Ker}(\Delta_g)$, which consists of constant functions. If \mathbf{M} has at least one boundary component, then the kernel consists only of the constant function zero and has dimension zero. In all cases, let $H_g(t, z, z')$ denote the heat kernel associated to Δ_g . The heat kernel is the Schwartz kernel of the heat operator, $e^{-t\Delta_g}$. The trace of the heat operator can be expressed as

$$\text{Tr}(e^{-t\Delta_g}) = \int_{\mathbf{M}} H_g(t, z, z) dA_g(z).$$

This expression can be used to express the spectral zeta function as

$$\begin{aligned} \zeta_g(s) &= \frac{1}{\Gamma(s)} \int_0^\infty t^{s-1} \text{Tr}(e^{-t\Delta_g} - P_{\text{Ker}(\Delta_g)}) dt \\ &= \frac{1}{\Gamma(s)} \int_0^\infty t^{s-1} \int_{\mathbf{M}} (H_g(t, z, z) - \dim \text{Ker}(\Delta_g)) dA_g(z) dt, \end{aligned}$$

where $P_{\text{Ker}(\Delta_g)}$ denotes the projection on the kernel of Δ_g .

Let $\varepsilon > 0$, and let $\{h_u = e^{2\varphi_u}g\}_{u \in (-\varepsilon, \varepsilon)}$ be a one-parameter family of metrics that are conformal to g . In this section, we assume that, for each u , $\varphi_u \in C^\infty(\mathbf{M})$; that is, φ_u is a smooth function on M that is smooth up to the cone points and the smooth boundary components. Moreover, we assume that the dependence on the parameter u is also smooth.

The Dirichlet extensions of the corresponding Laplace operators satisfy

$$\Delta_{h_u} = e^{-2\varphi_u} \Delta_g,$$

and the area elements transform as

$$dA_{h_u} = e^{2\varphi_u} dA_g.$$

To prove Polyakov's formula we will require heat kernel estimates.

2.1. Heat kernel estimates. The heat kernel estimates we require follow easily from [19], [1], and [58].

Proposition 1. *Let (\mathbf{M}, g) be a surface with conical singularities and smooth boundary as given in Definition 1. Let $\{\varphi_u(z)\}_{u \in (-\varepsilon, \varepsilon)}$ be a family of functions that are smooth on $(-\varepsilon, \varepsilon) \times \mathbf{M}$ for some $\varepsilon > 0$. Let $T > 0$, then there is a constant $C = C(T) > 0$ such that the heat kernel, H_u , associated to the Dirichlet extension of the Laplacian on $(M, h_u = e^{2\varphi_u}g)$ satisfies the estimates*

$$\begin{aligned} |H_u(t, z, z')| &\leq \frac{C}{t}, \\ |\partial_t H_u(t, z, z')| &\leq \frac{C}{t^2}, \end{aligned}$$

for all $z, z' \in \mathbf{M}$, and all $t \in (0, T)$. These estimates are uniform for all $u \in [-\varepsilon/2, \varepsilon/2]$. Moreover, these estimates also hold for the Dirichlet heat kernel on curvilinear polygonal domains in surfaces.

Proof. Each conical singularity on \mathbf{M} has a neighborhood,

$$\mathcal{N}_i \cong [0, \varepsilon_i]_r \times \mathbb{S}^1,$$

on which the metric $h_u = e^{2\varphi_u}g$ is of the form

$$h_u|_{\mathcal{N}_i} = e^{2\varphi_u}g|_{\mathcal{N}_i} = e^{2\varphi_u}(dr^2 + r^2\omega_i(r)).$$

Consequently, $(\mathbf{M}, e^{2\varphi_u}g)$ is of the same type, in the sense that it has isolated conical singularities and has smooth boundary components whenever M does. Moreover, if (\mathbf{M}, g) is a curvilinear polygonal domain contained in a smooth surface, then the same considerations imply that $(\mathbf{M}, e^{2\varphi_u}g)$ is also. When the conical singularities are of the exact type, $(\mathbf{M}, e^{2\varphi_u}g)$ is an example of the much more general stratified spaces considered in [1]. The Dirichlet heat kernels, H_u , therefore satisfy the estimate (2.1) on p. 1062 of [1]. This estimate is

$$(2.1) \quad H_u(t, z, z') \leq Ct^{-1}, \quad \forall z, z' \in \mathbf{M}, \quad \forall t \in (0, 1),$$

since the dimension $n = 2$. When the conical singularities are not exact, the calculations of Mooers, [58, p. 13] show that we obtain the same estimate. There, she obtained estimates comparing heat kernels with general conical singularities to model heat kernels which have exact conical singularities.

Next, we apply the results by E.B. Davies in [19] which hold for the Laplacian on a general Riemannian manifold whose balls are compact if the radius is sufficiently small. These minimal hypotheses are satisfied for surfaces with generalized isolated conical singularities. This estimate was demonstrated for sectors in [3, Proposition 4], and the exact same argument may be copy-pasted here so we simply summarize the result:

$$|\partial_t H_u(t, z, z')| \leq Ct^{-2}, \quad \forall t \in (0, T), \quad \forall z, z' \in \mathbf{M}.$$

Since the conformal factors $\varphi_u(z)$ are smooth for $u \in (-\epsilon, \epsilon)$ and for $z \in \mathbf{M}$, by the compactness of $[-\epsilon/2, \epsilon/2]$ we obtain the uniformity of all estimates obtained here for $u \in [-\epsilon/2, \epsilon/2]$. \square

Remark 3. *It is well known that the estimate for the time derivative of the heat kernel implies the following estimate for the Laplacian of the heat kernel*

$$|\Delta_u H_u(t, z, z')| \leq Ct^{-2},$$

for any $0 < t < T$, and $z, z' \in \mathbf{M}$, for a constant $C > 0$ depending on T .

In addition to the estimates on the heat kernel mentioned above, we need the existence of an asymptotic expansion of the trace of the heat operator for small times. When \mathbf{M} has no boundary, $\partial\mathbf{M} = \emptyset$, but M still has isolated conical singularities, this follows from the results in [58]; see also [51], [65], [66]. When $\partial\mathbf{M} \neq \emptyset$, and \mathbf{M} does not have any conical singularities, the existence of the asymptotic expansion of the heat trace for small times is well known, [41], [5], [36]. Since the asymptotic expansion of the heat kernel can be found from those of the local models by using a parametrix construction, it is not problematic to obtain the expansion from the corresponding theorems in the references listed above. However, since we allow in addition to conical singularities and smooth boundary components, curvilinear polygons, we refer for the existence of such an expansion to Theorem 5.5. in [59] that covers the most general case.

Corollary 1. *Let (\mathbf{M}, g) be a surface with finitely many conical singularities and smooth boundary $\partial\mathbf{M}$. The heat operator associated to a metric $h = e^{2\varphi}g$ conformal to g with $\varphi \in C^\infty(\overline{M})$ is trace class for all $t > 0$, and the trace has an expansion of the form*

$$\mathrm{Tr}_{L^2(\mathbf{M}, h)} \left(e^{-t\Delta_h} - P_{\mathrm{Ker}(\Delta_h)} \right) \sim a_0 t^{-1} + a_1 t^{-\frac{1}{2}} + a_{2,1} + O(t^{\frac{1}{2}} \log t), \quad t \downarrow 0.$$

Let $\psi \in C^\infty(\overline{M})$, and let \mathcal{M}_ψ denote the operator multiplication by ψ , then as $t \downarrow 0$, the trace of the operator, $\mathcal{M}_\psi(e^{-t\Delta_h} - P_{\text{Ker}(\Delta_h)})$, has the following expansion

$$\text{Tr}_{L^2(\mathbf{M},h)}\left(\psi(e^{-t\Delta_h} - P_{\text{Ker}(\Delta_h)})\right) \sim a_0(\psi)t^{-1} + a_1(\psi)t^{-\frac{1}{2}} + a_{2,1}(\psi) + O(t^{\frac{1}{2}} \log(t)).$$

Proof. The existence of the short time expansions can be shown in a few different ways. For surfaces with isolated exact flat conical singularities, the first result of which we are aware is due to Fursaev, [31, Eqn 2.2]. Later but in a more general setting, we see that the result follows from Mooers [58, Thm 3.1] in the case of isolated conical singularities but no smooth boundary components. Allowing both smooth boundary components and isolated conical singularities, the first statement of this corollary is an immediate consequence of [59, Theorem 5.5].

The second statement is also an almost immediate consequence of Theorem 4.1 in [59]. The heat kernel, H_h for the heat operator $e^{-t\Delta_h}$ is shown to be a polyhomogeneous conormal distribution on the heat space, which is a manifold with corners created by blowing up $\mathbf{M} \times \mathbf{M} \times [0, 1)$. For the details, we refer to [59]; see also [3, §3]. Here we provide just those details needed to prove the corollary. For a boundary face defined by the function x , we say that a function w is polyhomogeneous up to the boundary face if it admits an expansion near $x = 0$ of the form

$$w \sim \sum_{\text{Re } s_j \rightarrow \infty} \sum_{p=0}^{p_j} x^{s_j} (\log x)^p a_{j,p}(x, y), \quad a_{j,p} \in C^\infty.$$

Above, $\{s_j\}_{j \in \mathbb{N}} \subset \mathbb{C}$, whereas the second sum is over a finite set of non-negative integers for each j . The heat space has various boundary faces at $t = 0$. Any function which is smooth on \mathbf{M} and smooth up to the cone points as well as the smooth boundary components lifts to the heat space to also be a smooth function which is independent of time. The heat kernel H_h is polyhomogeneous, and the powers of t in its polyhomogeneous expansion at the boundary faces at $t = 0$ were computed in [59, Theorem 4.1]. Consequently, the product of the lift of ψ as in the statement of this corollary with the heat kernel H_h is polyhomogeneous conormal on the heat space. Moreover, the expansions at the $t = 0$ boundary faces simply absorb ψ into the coefficient functions, $a_{j,p}$, because ψ is independent of t . In particular, the exponents and the powers of \log are unchanged by ψ . Hence, when one takes the trace by integrating along the diagonal, the powers of t in the expansion are completely determined by H_h , independent of ψ . Consequently, by [59] (see also [17], [68]), the trace

$$\text{Tr}_{L^2(\mathbf{M},h)}\left(\psi(e^{-t\Delta_h} - P_{\text{Ker}(\Delta_h)})\right) \sim a_0(\psi)t^{-1} + a_1(\psi)t^{-\frac{1}{2}} + a_{2,1}(\psi) + O(t^{\frac{1}{2}} \log(t)), \quad t \downarrow 0.$$

□

Note that this coincides with the results in [68] where metrics of the form

$$dr^2 + f(r)^2 d\theta^2$$

are considered.

2.2. Differentiating the family of zeta functions. Let (\mathbf{M}, g) be a surface with conical singularities. For the moment we do not specify whether or not $\partial\mathbf{M}$ is empty. Let us consider the family of spectral zeta functions associated to the family of metrics $\{h_u = e^{2\varphi_u} g\}_u$ on \mathbf{M} introduced above:

$$\zeta_{h_u}(s) := \zeta_{h_u}(s) = \frac{1}{\Gamma(s)} \int_0^\infty t^{s-1} \text{Tr}(e^{-t\Delta_{h_u}} - P_{\text{Ker}(\Delta_{h_u})}) dt.$$

We start by differentiating this family with respect to the parameter u :

$$\frac{\partial}{\partial u} \zeta_{h_u}(s) = \frac{1}{\Gamma(s)} \int_0^\infty t^{s-1} \frac{\partial}{\partial u} \text{Tr}_{L^2(\mathbf{M}, h_u)}(e^{-t\Delta_{h_u}} - P_{\text{Ker}(\Delta_{h_u})}) dt.$$

Here, $L^2(\mathbf{M}, h_u)$ indicates that the trace is taken on \mathbf{M} with respect to the area element dA_{h_u} .

Let us notice that for each u , the domains of the Dirichlet Laplacian Δ_{h_u} is equivalent to the domain of Δ_{h_0} by a bounded isometry with bounded inverse. This follows from the fact that the conformal factors $\varphi_u \in \mathcal{C}^\infty(\mathbf{M})$. Since, in addition, the kernel, $\text{Ker}(\Delta_{h_u})$, is the same for all u we differentiate the heat trace as follows:

$$\begin{aligned} \frac{\partial}{\partial u} \text{Tr}_{L^2(\mathbf{M}, h_u)}(e^{-t\Delta_{h_u}} - P_{\text{Ker}(\Delta_{h_u})}) \Big|_{u=0} &= \frac{\partial}{\partial u} \text{Tr}_{L^2(\mathbf{M}, h_u)}(e^{-t\Delta_{h_u}}) \Big|_{u=0} \\ &= -t \text{Tr}_{L^2(\mathbf{M}, h_0)}((\partial_u \Delta_{h_u}|_{u=0})e^{-t\Delta_{h_0}}) = 2t \text{Tr}_{L^2(\mathbf{M}, h_0)}((\partial_u \varphi_u|_{u=0})\Delta_{h_0}e^{-t\Delta_{h_0}}). \end{aligned}$$

On the other hand we have

$$\begin{aligned} \frac{\partial}{\partial t} \text{Tr}_{L^2(\mathbf{M}, h_0)}((\partial_u \varphi_u|_{u=0})(e^{-t\Delta_{h_0}} - P_{\text{Ker}(\Delta_{h_0})})) \\ = \frac{\partial}{\partial t} \text{Tr}_{L^2(\mathbf{M}, h_0)}((\partial_u \varphi_u|_{u=0})e^{-t\Delta_{h_0}}) \\ = -\text{Tr}_{L^2(\mathbf{M}, h_0)}((\partial_u \varphi_u|_{u=0})\Delta_{h_0}e^{-t\Delta_{h_0}}). \end{aligned}$$

Therefore

$$\begin{aligned} (2.2) \quad \frac{\partial}{\partial u} \text{Tr}_{L^2(\mathbf{M}, h_u)}(e^{-t\Delta_{h_u}} - P_{\text{Ker}(\Delta_{h_u})}) \Big|_{u=0} \\ = -2t \frac{\partial}{\partial t} \text{Tr}_{L^2(\mathbf{M}, h_0)}((\partial_u \varphi_u|_{u=0})(e^{-t\Delta_{h_0}} - P_{\text{Ker}(\Delta_{h_0})})). \end{aligned}$$

Putting these equations together and integrating by parts, one obtains

$$\begin{aligned} (2.3) \quad \frac{\partial}{\partial u} \zeta_{h_u}(s) \Big|_{u=0} &= -\frac{1}{\Gamma(s)} \int_0^\infty t^s \frac{\partial}{\partial t} \text{Tr}_{L^2(\mathbf{M}, h_0)}(2(\partial_u \varphi_u|_{u=0})(e^{-t\Delta_{h_0}} - P_{\text{Ker}(\Delta_{h_0})})) dt \\ &= \frac{s}{\Gamma(s)} \int_0^\infty t^{s-1} \text{Tr}_{L^2(\mathbf{M}, h_0)}(2(\partial_u \varphi_u|_{u=0})(e^{-t\Delta_{h_0}} - P_{\text{Ker}(\Delta_{h_0})})) dt. \end{aligned}$$

The deduction above is possible thanks to the trace class property of the operators involved and, again, due to the smoothness of the conformal factors. Let us denote by

$$\dot{\varphi}_0 := \partial_u \varphi_u|_{u=0}.$$

One key point is that the operator $\mathcal{M}_{2\dot{\varphi}_0}(e^{-t\Delta_{h_0}} - P_{\text{Ker}(\Delta_{h_0})})$ is trace class and its trace admits an asymptotic expansion as $t \downarrow 0$. Furthermore, due to the spectral gap of Δ_{h_0} at zero, the trace of this operator decays as $O(e^{-c/t})$ for some $c > 0$ as $t \uparrow \infty$.

Moreover, we also have estimates on the heat kernels demonstrated in §2.1. Then, to compute the variation of $-\log \det \Delta_g$, one differentiates equation (2.3) with respect to s and sets $s = 0$. The integral with respect to t is split into the corresponding integrals over $[0, 1]$ and $[1, \infty)$. The second term yields an analytic function that does not contribute to the Polyakov formula, due to the factor of $s/\Gamma(s)$. The first term is computed using the short time asymptotic expansion of the trace.

By Corollary 1, as $t \downarrow 0$, there is an expansion of the form

$$\text{Tr}_{L^2(\mathbf{M}, h_0)}(2\dot{\varphi}_0(z)(e^{-t\Delta_{h_0}} - P_{\text{Ker}(\Delta_{h_0})})) \sim a_0 t^{-1} + a_1 t^{-\frac{1}{2}} + a_{2,1} + O(t^{\frac{1}{2}} \log(t)).$$

Then, by (2.3) we have that

$$\left. \frac{\partial}{\partial u} (-\log \det(\Delta_{h_u})) \right|_{u=0} = a_{2,1}.$$

Now, we use the heat kernel and heat trace calculations to compute this term. The heat kernel restricted to the diagonal has an expansion for small values of t in powers of $t^{-1/2}$. For any $z \in M$, at any positive distance from the boundary and the conical singularities, one has

$$H_0(t, z, z) \sim \frac{1}{4\pi t} + \frac{\text{Scal}_{h_0}(z)}{24\pi} + \mathcal{O}(t^{1/2} \log(t)).$$

Moreover, the Schwartz kernel of $P_{\text{Ker}(\Delta_{h_0})}$ is simply $\frac{1}{A_{h_0}}$, where A_{h_0} denotes the area of (M, h_0) . Consequently, in case there are no smooth boundary components, the kernel of Δ_{h_0} consists of the constant functions, and so in this case the contribution to $a_{2,1}$ from the interior M is:

$$\int_M 2\dot{\varphi}_0(z) \left(\frac{\text{Scal}_{h_0}(z)}{24\pi} - \frac{1}{A_{h_0}} \right) dA_{h_0}.$$

Next, we compute the contribution from the conical singularities using the construction of the heat kernel. For this we lift the product of the heat kernel restricted to the diagonal and $\dot{\varphi}_0$ to the single heat space constructed in [59, §3.2]. In this construction, the conical singularities are ‘blown up’, being replaced by boundary faces. Consequently, since the conformal factor is smooth up to the cone point, on the single heat space $2\dot{\varphi}_0$ is constant along each of these blown up faces, being equal to its value at the cone point. The leading order behavior of the heat kernel at these faces is that of a heat kernel for an exact infinite cone. The contribution to the t^0 term in the trace is therefore the product of the corresponding term (the t^0 coefficient) in the expansion of the trace of a truncated exact cone and the value of $2\dot{\varphi}_0$ at the cone point. For a cone angle γ at the cone point p , this contribution has been computed in [17, 4.42]. We present an independent calculation of this contribution in Appendix A which coincides with Cheeger’s, so that together with the conformal factor we obtain

$$2\dot{\varphi}_0(p) \frac{(2\pi)^2 - \gamma^2}{24\pi\gamma}.$$

Putting all terms together, when there are no smooth boundary components we have the differentiated Polyakov formula:

$$(2.4) \quad \left. \frac{\partial}{\partial u} (-\log \det(\Delta_{h_u})) \right|_{u=0} = \int_M 2\dot{\varphi}_0(z) \left(\frac{\text{Scal}_{h_0}(z)}{24\pi} - \frac{1}{A_{h_0}} \right) dA_{h_0} + \sum_{i=1}^m 2\dot{\varphi}_0(p_i) \frac{(2\pi)^2 - \gamma_i^2}{24\pi\gamma_i}.$$

Above, the sum is over the m isolated cone points, p_1, \dots, p_m with corresponding angles $\gamma_1, \dots, \gamma_m$.

In order to have an integrated Polyakov formulas we assume that the conformal factors are of the form

$$(2.5) \quad \varphi_u = \varphi_0 + u\eta, \quad \eta \in C^\infty(\overline{M}),$$

and therefore

$$h_0 = e^{2\varphi_0} g, \quad \text{and,} \quad \dot{\varphi}_0 = \eta.$$

Recall that the scalar curvatures of metrics h_0 and g are related by

$$(2.6) \quad \text{Scal}_{h_0}(z) = e^{-2\varphi_0} (\text{Scal}_g(z) + 2\Delta_g \varphi_0).$$

Then, we compute in the case where \mathbf{M} has only cone points, but no smooth boundary components, $\partial\mathbf{M} = \emptyset$,

$$\begin{aligned} \left. \frac{\partial}{\partial u} \int_M |\nabla_g(\varphi_0 + u\eta)|^2 dA_g \right|_{u=0} &= 2 \int_M (\nabla_g \eta) \cdot (\nabla_g \varphi_0) dA_g \\ &= 2 \int_M \eta \Delta_g \varphi_0 dA_g, \end{aligned}$$

by the sign convention chosen for the Laplace operator (1.1).

Moreover, we also compute

$$\begin{aligned} \left. \frac{\partial}{\partial u} \int_M (\varphi_0 + u\eta) \text{Scal}_g dA_g \right|_{u=0} &= \int_M \eta \text{Scal}_g dA_g, \\ \left. \frac{\partial}{\partial u} \log(A_{h_u}) \right|_{u=0} &= \frac{1}{A_{h_0}} \int_M 2\eta(z) dA_{h_0}. \end{aligned}$$

Consequently in this case,

$$\begin{aligned} \left. \frac{\partial}{\partial u} (-\log \det(\Delta_{h_u})) \right|_{u=0} &= \int_M 2\eta \left(\frac{\text{Scal}_{h_0}}{24\pi} - \frac{1}{A_{h_0}} \right) dA_{h_0} + \sum_{i=1}^m 2\eta(p_i) \frac{(2\pi)^2 - \gamma_i^2}{24\pi\gamma_i} \\ &= \frac{1}{12\pi} \int_M \eta(e^{-2\varphi_0}(\text{Scal}_g + 2\Delta_g \varphi_0)) e^{2\varphi_0} dA_g - \frac{1}{A_{h_0}} \int_M 2\eta dA_{h_0} + \sum_{i=1}^m 2\eta(p_i) \frac{(2\pi)^2 - \gamma_i^2}{24\pi\gamma_i} \\ &= \frac{1}{12\pi} \int_M \eta \text{Scal}_g dA_g + \frac{1}{12\pi} \int_M 2\eta \Delta_g \varphi_0 dA_g - \frac{1}{A_{h_0}} \int_M 2\eta dA_{h_0} + \sum_{i=1}^m 2\eta(p_i) \frac{(2\pi)^2 - \gamma_i^2}{24\pi\gamma_i} \\ &= \frac{\partial}{\partial u} \left(\frac{1}{12\pi} \int_M (\varphi_0 + u\eta) \text{Scal}_g dA_g + \frac{1}{12\pi} \int_M |\nabla_g(\varphi_0 + u\eta)|^2 dA_g \right) \Big|_{u=0} \\ &\quad + \frac{\partial}{\partial u} \left(-\log(A_{h_u}) + \sum_{i=1}^m 2(\varphi_0 + u\eta)(p_i) \left(\frac{(2\pi)^2 - \gamma_i^2}{24\pi\gamma_i} \right) \right) \Big|_{u=0}. \end{aligned}$$

Therefore,

$$\begin{aligned} (2.7) \quad -\log \det(\Delta_{h_0}) &= \frac{1}{12\pi} \int_M \text{Scal}_g \varphi_0 dA_g + \frac{1}{12\pi} \int_M |\nabla_g \varphi_0|^2 dA_g \\ &\quad - \log(A_{h_0}) + \sum_{i=1}^m 2\varphi_0(p_i) \left(\frac{(2\pi)^2 - \gamma_i^2}{24\pi\gamma_i} \right) + C. \end{aligned}$$

The constant is obtained by setting $\varphi_0 = 0$, which gives

$$-\log \det(\Delta_g) = -\log A_g + C \implies C = -\log \det(\Delta_g) + \log A_g.$$

Thus

$$\begin{aligned} (2.8) \quad \log \det(\Delta_g) - \log \det(\Delta_{h_0}) &= \frac{1}{12\pi} \int_M \text{Scal}_g \varphi_0 dA_g + \frac{1}{12\pi} \int_M |\nabla_g \varphi_0|^2 dA_g \\ &\quad - \log(A_{h_0}) + \log(A_g) + \sum_{i=1}^m 2\varphi_0(p_i) \left(\frac{(2\pi)^2 - \gamma_i^2}{24\pi\gamma_i} \right). \end{aligned}$$

This proves theorem 1.

Next we consider the case in which \mathbf{M} has smooth boundary components, $\partial\mathbf{M} \neq \emptyset$. We consider the Dirichlet Laplacian, then the kernel of Δ_{h_0} is trivial, and so in that case the contribution to $a_{2,1}$ from the interior is:

$$\int_M 2\dot{\varphi}_0 \left(\frac{\text{Scal}_{h_0}}{24\pi} \right) dA_{h_0}.$$

Near smooth boundary components, we use boundary normal coordinates (x, y) such that the boundary is at $y = 0$ and x is the coordinate inside the boundary. In these coordinates the metric near a boundary component has the following form:

$$\tilde{\omega}(x, y)dx^2 + dy^2,$$

for some function $\tilde{\omega}$ smooth in a neighborhood of the given boundary component and up to this component and $\tilde{\omega}(x, 0) = 1$. By [59, Proposition 5.8], the heat kernel in this case, has leading order behavior given by [59, eqn.(4.11)]. We may therefore use the model of the Dirichlet heat kernel in the Euclidean half-plane \mathbb{R}_+^2 to compute the contribution to the short time asymptotic expansion of the boundary components. On \mathbb{R}_+^2 , for the edge at $y = 0$ in Cartesian coordinates, the Dirichlet heat kernel is given by,

$$H_{\mathbb{R}_+^2}(t, (x, y), (x', y')) = \frac{1}{4\pi t} (e^{-\frac{(x-x')^2 + (y-y')^2}{4t}} - e^{-\frac{(x-x')^2 + (y+y')^2}{4t}}).$$

Therefore in a small neighborhood of the boundary component, the heat kernel restricted to the diagonal has leading term

$$\frac{1 - e^{-y^2/t}}{4\pi t}.$$

The conformal factor is smooth up to the boundary and therefore has a Taylor expansion in powers of y . So, near a smooth boundary component, for simplicity denoted by $\partial\mathbf{M}$, we compute for $y_0 > 0$ small,

$$\int_{\partial\mathbf{M}} \int_{y=0}^{y_0} 2\dot{\varphi}_0(x, y) \frac{1 - e^{-y^2/t}}{4\pi t} dy dx.$$

Recall that we are looking for the contribution of the boundary to the constant coefficient $a_{2,1}$ in the asymptotic expansion of the trace of $\mathcal{M}_{2\dot{\varphi}_0} e^{-t\Delta_{h_0}}$. The only possible contribution to this term comes from

$$-\frac{1}{4\pi t} \int_{\partial\mathbf{M}} \int_0^{y_0} e^{-y^2/t} 2\dot{\varphi}_0(x, y) dy dx.$$

The Taylor expansion of $\dot{\varphi}_0$ near $y = 0$ is

$$\dot{\varphi}_0(x, y) \sim a_0(x) + ya_1(x) + R(x, y), \quad R(x, y) = \mathcal{O}(y^2).$$

We compute

$$\begin{aligned} -\frac{2}{4\pi t} \int_{\partial\mathbf{M}} a_0(x) \int_0^{y_0} e^{-y^2/t} dy dx &= -\frac{2}{4\pi\sqrt{t}} \int_{\partial\mathbf{M}} a_0(x) \int_0^{y_0/\sqrt{t}} e^{-u^2} du dx \\ &= -\frac{2\sqrt{\pi}}{8\pi\sqrt{t}} \int_{\partial\mathbf{M}} a_0(x) dx + \mathcal{O}(t^\infty). \end{aligned}$$

Above we have used the substitution $u = y/\sqrt{t}$. Consequently the first term in the Taylor expansion does not contribute to $a_{2,1}$. Next we compute

$$\begin{aligned} -\frac{2}{4\pi t} \int_{\partial \mathbf{M}} a_1(x) \int_0^{y_0} y e^{-y^2/t} dy dx &= \frac{-1}{4\pi} \int_{\partial \mathbf{M}} a_1(x) \int_0^{y_0^2/t} e^{-u} du \\ &= \frac{1}{4\pi} \int_{\partial \mathbf{M}} a_1(x) dx + \mathcal{O}(t^\infty), \end{aligned}$$

where

$$a_1(x) = \frac{\partial \dot{\varphi}_0}{\partial y}(x, 0),$$

is the normal derivative of $\dot{\varphi}_0$ along the smooth boundary component. For the remainder term, a similar computation shows that it is $\mathcal{O}(\sqrt{t})$ as $t \downarrow 0$. Consequently, switching from local coordinates to global coordinates at the boundary, the contribution from the smooth boundary components to the constant term $a_{2,1}$ is

$$\frac{1}{4\pi} \int_{\partial \mathbf{M}} \frac{\partial \dot{\varphi}_0}{\partial n_{h_0}}(x, 0) dx_{h_0}.$$

The notation dx_{h_0} indicates that the integration along the boundary is with respect to the boundary measure induced by the Riemannian metric h_0 , and similarly, the normal derivative along the boundary is with respect to the boundary measure induced by h_0 .

There is also a contribution from the smooth boundary components due to the local expansion of the heat kernel for short times in terms of the curvatures. The term in the expansion of the kernel is well known to be

$$\frac{1}{12\pi} k_{h_0}(x),$$

with k_{h_0} being the geodesic curvature of the boundary with respect to the Riemannian metric h_0 , [56]. Thus, recalling the conformal factor which is smooth at all boundary components, this gives a contribution:

$$\frac{1}{12\pi} \int_{\partial \mathbf{M}} 2\dot{\varphi}_0(x) k_{h_0}(x) dx_{h_0}.$$

Thus the total contribution from the boundary is

$$\frac{1}{4\pi} \int_{\partial \mathbf{M}} \frac{\partial \dot{\varphi}_0}{\partial n_{h_0}}(x) dx_{h_0} + \frac{1}{12\pi} \int_{\partial \mathbf{M}} 2\dot{\varphi}_0(x) k_{h_0}(x) dx_{h_0}.$$

Therefore, for a surface with conical singularities and at least one smooth boundary component, we obtain the variational Polyakov formula

$$\begin{aligned} (2.9) \quad \frac{\partial}{\partial u} (-\log \det(\Delta_{h_u})) \Big|_{u=0} &= \int_{\mathbf{M}} 2\dot{\varphi}_0(z) \frac{\text{Scal}_{h_0}(z)}{24\pi} dA_{h_0} \\ &+ \frac{1}{4\pi} \int_{\partial \mathbf{M}} \frac{\partial \dot{\varphi}_0}{\partial n_{h_0}}(x) dx_{h_0} + \frac{1}{12\pi} \int_{\partial \mathbf{M}} 2\dot{\varphi}_0(x) k_{h_0}(x) dx_{h_0} \\ &+ \sum_{i=1}^m 2\dot{\varphi}_0(p_i) \frac{(2\pi)^2 - \gamma_i^2}{24\pi\gamma_i}. \end{aligned}$$

To obtain the integrated Polyakov formula, we assume that the conformal factors are given by (2.5), and we note that the relationship between the corresponding curvatures is

$$\text{Scal}_{h_0} = e^{-2\varphi_0} (\text{Scal}_g + 2\Delta_g \varphi_0), \quad k_{h_0} = e^{-\varphi_0} \left(k_g + \frac{\partial \varphi_0}{\partial n_g} \right).$$

We further have

$$dx_{h_0} = e^{\varphi_0} dx_g, \quad \frac{\partial}{\partial n_{h_0}} = e^{-\varphi_0} \frac{\partial}{\partial n_g}.$$

Here n_g denotes the unitary (with respect to g) outer normal vector at $\partial \mathbf{M}$. With this, equation (2.9) becomes

$$(2.10) \quad \begin{aligned} \frac{\partial}{\partial u} (-\log \det(\Delta_{h_u})) \Big|_{u=0} &= \frac{1}{12\pi} \int_M \eta \text{Scal}_g dA_g + \frac{1}{12\pi} \int_M 2\eta \Delta_g \varphi_0 dA_g \\ &+ \frac{1}{4\pi} \int_{\partial \mathbf{M}} \frac{\partial \eta}{\partial n_g} dx_g + \frac{1}{12\pi} \int_{\partial \mathbf{M}} 2\eta \left(k_g + \frac{\partial \varphi_0}{\partial n_g} \right) dx_g \\ &+ \sum_{i=1}^m 2\eta(p_i) \frac{(2\pi)^2 - \gamma_i^2}{24\pi \gamma_i}. \end{aligned}$$

Now we proceed in the same way as we did in the proof of the integrated formula for surfaces with conical singularities without smooth boundary above, but taking into account the terms coming from the boundary. By the sign convention chosen for the Laplace operator (1.1) we have

$$\begin{aligned} \frac{\partial}{\partial u} \int_M |\nabla_g(\varphi_0 + u\eta)|^2 dA_g \Big|_{u=0} &= 2 \int_M \nabla_g \eta \cdot \nabla_g \varphi_0 dA_g \\ &= 2 \int_M \eta \Delta_g \varphi_0 dA_g + 2 \int_{\partial \mathbf{M}} \eta \frac{\partial \varphi_0}{\partial n_g}(x) dx_g. \end{aligned}$$

Since

$$\frac{\partial}{\partial u} 2 \int_{\partial \mathbf{M}} (\varphi_0 + u\eta) \frac{\partial \varphi_0}{\partial n_g} dx_g \Big|_{u=0} = 2 \int_{\partial \mathbf{M}} \eta \frac{\partial \varphi_0}{\partial n_g}(x) dx_g,$$

we obtain

$$\frac{\partial}{\partial u} \left(\int_M |\nabla_g(\varphi_0 + u\eta)|^2 dA_g - 2 \int_{\partial \mathbf{M}} (\varphi_0 + u\eta) \frac{\partial \varphi_0}{\partial n_g} dx_g \right) \Big|_{u=0} = 2 \int_M \eta \Delta_g \varphi_0 dA_g.$$

Using $\dot{\varphi}_0 = \eta$, we compute that

$$\frac{1}{4\pi} \int_{\partial \mathbf{M}} \frac{\partial \dot{\varphi}_0}{\partial n_{h_0}}(x) dx_{h_0} = \frac{1}{4\pi} \int_{\partial \mathbf{M}} e^{-\varphi_0} \frac{\partial \dot{\varphi}_0}{\partial n_g} e^{\varphi_0} dx_g = \frac{1}{4\pi} \int_{\partial \mathbf{M}} \frac{\partial \dot{\varphi}_0}{\partial n_g} dx_g = \frac{1}{4\pi} \int_{\partial \mathbf{M}} \frac{\partial \eta}{\partial n_g} dx_g.$$

Hence

$$\frac{\partial}{\partial u} \frac{1}{4\pi} \int_{\partial \mathbf{M}} \frac{\partial}{\partial n_g} (\varphi_0 + u\eta) dx_g \Big|_{u=0} = \frac{1}{4\pi} \int_{\partial \mathbf{M}} \frac{\partial \eta}{\partial n_g} dx_g.$$

In addition, we also have

$$\begin{aligned} \frac{\partial}{\partial u} \frac{1}{12\pi} \int_{\partial \mathbf{M}} 2(\varphi_0 + u\eta) k_{h_0} dx_{h_0} \Big|_{u=0} &= \frac{1}{12\pi} \int_M 2\eta k_{h_0} dx_{h_0} \\ &= \frac{1}{12\pi} \int_{\partial \mathbf{M}} 2\eta e^{-\varphi_0} \left(k_g + \frac{\partial \varphi_0}{\partial n_g} \right) e^{\varphi_0} dx_g = \frac{1}{12\pi} \int_{\partial \mathbf{M}} 2\eta \left(k_g + \frac{\partial \varphi_0}{\partial n_g} \right) dx_g. \end{aligned}$$

Combining all these equations together, we obtain

$$\begin{aligned}
\left. \frac{\partial}{\partial u} (-\log \det(\Delta_{h_u})) \right|_{u=0} &= \left. \frac{\partial}{\partial u} \left(\frac{1}{12\pi} \int_M (\varphi_0 + u\eta) \text{Scal}_g dA_g \right) \right|_{u=0} \\
&+ \left. \frac{\partial}{\partial u} \frac{1}{12\pi} \left(\int_M |\nabla_g(\varphi_0 + u\eta)|^2 dA_g - 2 \int_{\partial \mathbf{M}} (\varphi_0 + u\eta) \frac{\partial \varphi_0}{\partial n_g} dx_g \right) \right|_{u=0} \\
&+ \left. \frac{\partial}{\partial u} \frac{1}{4\pi} \int_{\partial \mathbf{M}} \frac{\partial}{\partial n_g} (\varphi_0 + u\eta) dx_g \right|_{u=0} + \left. \frac{\partial}{\partial u} \frac{1}{12\pi} \int_{\partial \mathbf{M}} 2(\varphi_0 + u\eta) \left(k_g + \frac{\partial \varphi_0}{\partial n_g} \right) dx_g \right|_{u=0} \\
&+ \left. \frac{\partial}{\partial u} \sum_{i=1}^m 2(\varphi_0 + u\eta)(p_i) \frac{(2\pi)^2 - \gamma_i^2}{24\pi\gamma_i} \right|_{u=0} \\
&= \left. \frac{\partial}{\partial u} \left(\frac{1}{12\pi} \int_M (\varphi_0 + u\eta) \text{Scal}_g dA_g + \frac{1}{12\pi} \int_M |\nabla_g(\varphi_0 + u\eta)|^2 dA_g \right) \right|_{u=0} \\
&+ \left. \frac{\partial}{\partial u} \left(\frac{1}{4\pi} \int_{\partial \mathbf{M}} \frac{\partial}{\partial n_g} (\varphi_0 + u\eta) dx_g + \frac{1}{6\pi} \int_{\partial \mathbf{M}} (\varphi_0 + u\eta) k_g dx_g \right) \right|_{u=0} \\
&+ \left. \frac{\partial}{\partial u} \sum_{i=1}^m 2(\varphi_0 + u\eta)(p_i) \frac{(2\pi)^2 - \gamma_i^2}{24\pi\gamma_i} \right|_{u=0}
\end{aligned}$$

We therefore obtain

$$\begin{aligned}
\log \det(\Delta_{h_0}) &= -\frac{1}{12\pi} \int_M \varphi_0 \text{Scal}_g dA_g - \frac{1}{12\pi} \int_M |\nabla_g \varphi_0|^2 dA_g \\
&- \frac{1}{4\pi} \int_{\partial \mathbf{M}} \frac{\partial \varphi_0}{\partial n_g} dx_g - \frac{1}{6\pi} \int_{\partial \mathbf{M}} \varphi_0 k_g dx_g - \sum_{i=1}^m 2\varphi_0(p_i) \frac{(2\pi)^2 - \gamma_i^2}{24\pi\gamma_i} + C.
\end{aligned}$$

To determine the constant, we set $\varphi_0 = 0$, which gives

$$C = \log \det(\Delta_g).$$

Consequently, we obtain the formula relating the determinants

$$\begin{aligned}
\log \det(\Delta_{h_0}) - \log \det(\Delta_g) &= -\frac{1}{12\pi} \int_M \varphi_0 \text{Scal}_g dA_g - \frac{1}{12\pi} \int_M |\nabla_g \varphi_0|^2 dA_g \\
&- \frac{1}{4\pi} \int_{\partial \mathbf{M}} \frac{\partial \varphi_0}{\partial n_g} dx_g - \frac{1}{6\pi} \int_{\partial \mathbf{M}} \varphi_0 k_g dx_g - \sum_{i=1}^m 2\varphi_0(p_i) \frac{(2\pi)^2 - \gamma_i^2}{24\pi\gamma_i}.
\end{aligned}$$

This completes the proof of Theorem 2. To complete the proof of Theorem 3, we note that the contribution from the corners, that is the sum, simply has a change from $(2\pi)^2$ in the numerator to π^2 . \square

3. THE DETERMINANT ON FINITE CIRCULAR SECTORS

We use [10] to compute the zeta regularized determinant of the Laplacian with Dirichlet boundary condition on circular sectors. In order to introduce the quantities used in [10], we recall the eigenvalue problem for the Laplacian in polar coordinates on a circular sector, S_α , of opening angle α and radius 1,

$$\left(\frac{\partial^2}{\partial r^2} + \frac{1}{r} \frac{\partial}{\partial r} + \frac{1}{r^2} \frac{\partial^2}{\partial \theta^2} + \lambda_{n,\ell}^2 \right) \phi_{n,\ell}(r, \theta) = 0,$$

with $\lambda_{n,\ell}^2$ the eigenvalues and $\phi_{n,\ell}(r, \theta)$ the eigenfunctions. The Dirichlet boundary condition imposes

$$\phi_{n,\ell}(1, \theta) = \phi_{n,\ell}(r, 0) = \phi_{n,\ell}(r, \alpha) = 0.$$

The eigenfunctions are then (up to L^2 normalization)

$$(3.1) \quad \phi_{n,\ell}(r, \theta) = \sin(\nu_\ell \theta) J_{\nu_\ell}(\lambda_{n,\ell} r),$$

with $\nu_\ell = \ell\pi/\alpha$. Above, J_{ν_ℓ} is the Bessel function of order ν_ℓ . Eigenvalues are determined from the constraint

$$(3.2) \quad J_{\nu_\ell}(\lambda_{n,\ell}) = 0.$$

The eigenvalues of the sector

$$\lambda_{n,\ell}^2 = \text{the square of the } n^{\text{th}} \text{ positive root of the Bessel function, } J_{\nu_\ell}.$$

This allows one to write the associated zeta function in terms of a contour integral as

$$\begin{aligned} \zeta_{S_\alpha}(s) &= \sum_{\ell=1}^{\infty} \sum_{n=0}^{\infty} \lambda_{n,\ell}^{-2s} \\ &= \sum_{\ell=1}^{\infty} \frac{1}{2\pi i} \int_{\gamma} k^{-2s} \frac{\partial}{\partial k} \log J_{\nu_\ell}(k) dk, \end{aligned}$$

where the contour γ encloses all the (positive) eigenvalues in the right half-plane. This representation is valid for $\Re s > 1$, but the analytical continuation has been constructed in detail (in greater generality) in [10] (see also [45]), and we therefore omit the details here. Subtracting and adding the suitable uniform asymptotics of the Bessel function, in the notation of [10, (3.3)], this construction leads to the base zeta function

$$(3.3) \quad \zeta_{\mathcal{N}}(s) = \sum_{\ell=1}^{\infty} \nu_\ell^{-2s} = \left(\frac{\pi}{\alpha}\right)^{-2s} \zeta_R(2s),$$

and the Barnes type zeta function, [10, (9.5)],

$$(3.4) \quad \zeta_{\mathcal{N}+1}(z) = \sum_{n=1}^{\infty} \sum_{\ell=1}^{\infty} \left(\frac{\pi\ell}{\alpha} + n\right)^{-z}.$$

We shall use these zeta functions to compute $-\log \det(\Delta_{S_\alpha})$. To do this, we shall also require the polynomial $D_1(t)$, namely

$$D_1(t) = \frac{1}{8}t - \frac{5}{24}t^3.$$

With these quantities, we have [10, (9.8)]

$$\begin{aligned} (3.5) \quad -\log \det(\Delta_{S_\alpha}) &= \zeta'_{S_\alpha}(0) = \zeta'_{\mathcal{N}+1}(0) + \log 2 \left(\zeta_{\mathcal{N}}\left(-\frac{1}{2}\right) + 2\text{Res } \zeta_{\mathcal{N}}\left(\frac{1}{2}\right) D_1(1) \right) \\ &\quad + 2\text{Res } \zeta_{\mathcal{N}}\left(\frac{1}{2}\right) \int_0^1 \frac{D_1(t) - tD_1(1)}{t(1-t^2)} dt. \end{aligned}$$

All quantities save $\zeta'_{\mathcal{N}+1}(0)$ are easily computed. In particular, one finds

$$\begin{aligned}\zeta_{\mathcal{N}}\left(-\frac{1}{2}\right) &= \frac{\pi}{\alpha}\zeta_R(-1) = -\frac{\pi}{12\alpha}, & \text{Res } \zeta_{\mathcal{N}}\left(\frac{1}{2}\right) &= \frac{\alpha}{2\pi}\text{Res } \zeta_R(1) = \frac{\alpha}{2\pi}, \\ D_1(1) &= -\frac{1}{12}, & \int_0^1 \frac{D_1(t) - tD_1(1)}{t(1-t^2)} dt &= \frac{5}{24},\end{aligned}$$

and so

$$(3.6) \quad \zeta'_{S_\alpha}(0) = \zeta'_{\mathcal{N}+1}(0) + \frac{5}{24}\frac{\alpha}{\pi} - \frac{1}{12}\log 2\left(\frac{\alpha}{\pi} + \frac{\pi}{\alpha}\right).$$

We now consider $\zeta'_{\mathcal{N}+1}(0)$. Rewriting as usual, using the geometric series, we have

$$\begin{aligned}\zeta_{\mathcal{N}+1}(z) &= \sum_{n=1}^{\infty} \sum_{\ell=1}^{\infty} \frac{1}{\Gamma(z)} \int_0^{\infty} t^{z-1} e^{-(\frac{\pi\ell}{\alpha}+n)t} dt \\ (3.7) \quad &= \frac{1}{\Gamma(z)} \int_0^{\infty} t^{z-1} \frac{1}{e^{\frac{\pi t}{\alpha}} - 1} \frac{1}{e^t - 1} dt.\end{aligned}$$

From the $t \rightarrow 0$ behavior it follows that this representation is valid for $\text{Re } z > 2$. In detail we note that

$$\frac{1}{e^{\frac{\pi t}{\alpha}} - 1} \frac{1}{e^t - 1} = \frac{b_{-2}}{t^2} + \frac{b_{-1}}{t} + b_0,$$

where

$$(3.8) \quad b_{-2} = \frac{\alpha}{\pi}, \quad b_{-1} = -\frac{\pi + \alpha}{2\pi}, \quad b_0 = \frac{\pi^2 + 3\pi\alpha + \alpha^2}{12\pi\alpha}.$$

We therefore rewrite (3.7) as

$$\begin{aligned}\zeta_{\mathcal{N}+1}(z) &= \frac{1}{\Gamma(z)} \int_1^{\infty} t^{z-1} \frac{1}{e^{\frac{\pi t}{\alpha}} - 1} \frac{1}{e^t - 1} dt \\ &\quad + \frac{1}{\Gamma(z)} \int_0^1 t^{z-1} \left(\frac{1}{e^{\frac{\pi t}{\alpha}} - 1} \frac{1}{e^t - 1} - \frac{b_{-2}}{t^2} - \frac{b_{-1}}{t} - b_0 \right) dt \\ &\quad + \frac{1}{\Gamma(z)} \int_0^1 t^{z-1} \left(\frac{b_{-2}}{t^2} + \frac{b_{-1}}{t} + b_0 \right) dt \\ (3.9) \quad &= \frac{1}{\Gamma(z)} \int_1^{\infty} t^{z-1} \frac{1}{e^{\frac{\pi t}{\alpha}} - 1} \frac{1}{e^t - 1} dt \\ &\quad + \frac{1}{\Gamma(z)} \int_0^1 t^{z-1} \left(\frac{1}{e^{\frac{\pi t}{\alpha}} - 1} \frac{1}{e^t - 1} - \frac{b_{-2}}{t^2} - \frac{b_{-1}}{t} - b_0 \right) dt \\ &\quad + \frac{1}{\Gamma(z)} \left(\frac{b_{-2}}{z-2} + \frac{b_{-1}}{z-1} + \frac{b_0}{z} \right),\end{aligned}$$

valid for $\operatorname{Re} z > -1$, in particular suitable for the computation of $\zeta'_{\mathcal{N}+1}(0)$. The computation of $\zeta'_{\mathcal{N}+1}(0)$ is facilitated by the fact that we have a factor of $1/\Gamma(z)$. We obtain

$$\begin{aligned}
 \zeta'_{\mathcal{N}+1}(0) &= \int_1^\infty \frac{1}{t} \frac{1}{e^{\frac{\pi}{\alpha}t} - 1} \frac{1}{e^t - 1} dt \\
 &\quad + \int_0^1 \frac{1}{t} \left(\frac{1}{e^{\frac{\pi}{\alpha}t} - 1} \frac{1}{e^t - 1} - \frac{b_{-2}}{t^2} - \frac{b_{-1}}{t} - b_0 \right) dt \\
 &\quad - \frac{1}{2}b_{-2} - b_{-1} + b_0\gamma_e.
 \end{aligned}
 \tag{3.10}$$

As before, γ_e is the Euler-Mascheroni constant.

Using this in (3.6) gives the final result, with b_{-2} , b_{-1} , and b_0 defined in (3.8),

$$\begin{aligned}
 \zeta'_{S_\alpha}(0) &= \frac{1}{4}(\gamma_e + 2) + \frac{5}{24\pi}\alpha + \frac{1}{12}(\gamma_e - \log 2) \left(\frac{\pi}{\alpha} + \frac{\alpha}{\pi} \right) \\
 &\quad + \int_1^\infty \frac{1}{t} \frac{1}{e^{\frac{\pi}{\alpha}t} - 1} \frac{1}{e^t - 1} dt \\
 &\quad + \int_0^1 \frac{1}{t} \left(\frac{1}{e^{\frac{\pi}{\alpha}t} - 1} \frac{1}{e^t - 1} - \frac{b_{-2}}{t^2} - \frac{b_{-1}}{t} - b_0 \right) dt.
 \end{aligned}
 \tag{3.11}$$

It is plain to see that the above function is differentiable with respect to α . Recalling the definitions of b_{-2} , b_{-1} , and b_0 in (3.8) and differentiating with respect to the angular parameter, we obtain

$$\begin{aligned}
 \frac{d}{d\alpha} \zeta'_{S_\alpha}(0) &= \frac{5}{24\pi} + \frac{1}{12}(\gamma_e - \log 2) \left(-\frac{\pi}{\alpha^2} + \frac{1}{\pi} \right) + \int_1^\infty \frac{\frac{\pi}{\alpha^2} e^{\frac{\pi}{\alpha}t}}{(e^{\pi t/\alpha} - 1)^2} \frac{dt}{e^t - 1} \\
 &\quad + \int_0^1 \left(\frac{\frac{\pi}{\alpha^2} e^{\frac{\pi}{\alpha}t}}{(e^{\pi t/\alpha} - 1)^2} \frac{1}{e^t - 1} - \frac{1}{t} \left(\frac{1}{\pi t^2} - \frac{1}{2\pi t} + \frac{1}{12\pi} - \frac{\pi}{12\alpha^2} \right) \right) dt.
 \end{aligned}
 \tag{3.12}$$

4. VARIATIONAL FORMULA FOR CIRCULAR SECTORS OBTAINED VIA INDEPENDENT METHODS AGREE

We recall [3, Theorem 4].¹

Theorem 6 (Theorem 4 in [3]). *The angular variation for a sector of opening angle α with radius one is*

$$\begin{aligned}
 \frac{d}{d\alpha} (-\log \det(\Delta_{S_\alpha})) &= \frac{1}{3\pi} + \frac{\pi}{12\alpha^2} + \sum_{k \in W_\alpha} \frac{-2\gamma_e + \log 2 - \log(1 - \cos(2k\alpha))}{4\pi(1 - \cos(2k\alpha))} \\
 &\quad + \frac{2}{\alpha} \sin(\pi^2/\alpha) \int_{\mathbb{R}} \frac{-\log 2 + 2\gamma_e + \log(1 + \cosh(s))}{16\pi(1 + \cosh(s))(\cosh(\pi s/\alpha) - \cos(\pi^2/\alpha))} ds.
 \end{aligned}$$

Above, we have defined

$$k_{\min} = \left\lceil \frac{-\pi}{2\alpha} \right\rceil, \text{ and } k_{\max} = \left\lfloor \frac{\pi}{2\alpha} \right\rfloor \text{ if } \frac{\pi}{2\alpha} \notin \mathbb{Z}, \text{ otherwise } k_{\max} = \frac{\pi}{2\alpha} - 1,$$

¹There is unfortunately a typo in the statement of the theorem [3, Theorem 4] that has been corrected here. We note that this is mere a transcription error from the contents of the proof. Further, the boundary contribution was overlooked in [3], but has been corrected in [4].

and

$$(4.1) \quad W_\alpha = \left\{ k \in \left(\mathbb{Z} \cap [k_{\min}, k_{\max}] \right) \setminus \left\{ \frac{\ell\pi}{\alpha} \right\}_{\ell \in \mathbb{Z}} \right\}.$$

We prove that this formula may be simplified to the expressions given in Theorem 4.

Proposition 2. *For any angle $\alpha \in (0, \pi)$ the set W_α is precisely the set of integers*

$$\mathbb{Z} \supset W_\alpha = \{j\}_{k_{\min}}^{k_{\max}} \setminus \{0\}.$$

Moreover, for all α

$$k_{\max} = \left\lceil \frac{\pi}{2\alpha} - 1 \right\rceil.$$

Proof. The set W_α as in (4.1) excludes integers of the form $k = \frac{\ell\pi}{\alpha}$, for $\ell \in \mathbb{Z}$. Consequently zero is always excluded from W_α for any α . Assume now that there is a non-zero integer $k = \frac{\ell\pi}{\alpha}$. Then it follows immediately that

$$\alpha = \frac{\ell\pi}{k}.$$

Without loss of generality, assume ℓ and k are positive. Since $\ell \geq 1$,

$$-k < -\frac{k}{2\ell} \leq k_{\min}.$$

If $\frac{\pi}{2\alpha} \notin \mathbb{Z}$, then

$$k_{\max} = \left\lfloor \frac{\pi}{2\alpha} \right\rfloor = \left\lfloor \frac{k}{2\ell} \right\rfloor < k.$$

If $\alpha = \frac{\pi}{j}$ in case $j = 2n$ is even, then $k_{\min} = -n$, and $k_{\max} = n - 1$. In this case, for any integer ℓ ,

$$\frac{\ell\pi}{\alpha} = 2n\ell > k_{\max}, \quad \forall \ell \in \mathbb{N}.$$

If $\alpha = \frac{\pi}{j}$ in case $j = 2n + 1$ is odd, then $k_{\min} = -n$, and $k_{\max} = n$. In this case, for any integer ℓ ,

$$\frac{\ell\pi}{\alpha} = 2(n + 1)\ell > k_{\max}, \quad \forall \ell \in \mathbb{N}.$$

We therefore see that in all cases,

$$\mathbb{Z} \ni k = \frac{\ell\pi}{\alpha} \in [k_{\min}, k_{\max}] \implies k = \ell = 0.$$

Finally, we note that if

$$\frac{\pi}{2\alpha} \notin \mathbb{Z} \implies \left\lceil \frac{\pi}{2\alpha} - 1 \right\rceil = \left\lfloor \frac{\pi}{2\alpha} \right\rfloor,$$

whereas if

$$\frac{\pi}{2\alpha} \in \mathbb{Z} \implies k_{\max} = \frac{\pi}{2\alpha} - 1 = \left\lceil \frac{\pi}{2\alpha} - 1 \right\rceil.$$

□

Proposition 3. *For all $\alpha \in (0, \pi)$*

$$\sum_{k \in W_\alpha} \frac{-2\gamma_e + \log 2 - \log(1 - \cos(2k\alpha))}{4\pi(1 - \cos(2k\alpha))} = - \sum_{k \in W_\alpha} \frac{\gamma_e + \log |\sin(k\alpha)|}{4\pi \sin^2(k\alpha)}.$$

If we further assume that α is not of the form $\frac{\pi}{2n}$ for any $n \in \mathbb{N}$, then the expression simplifies to

$$- \sum_{k=1}^{\lceil \frac{\pi}{2\alpha} - 1 \rceil} \frac{\gamma_e + \log |\sin(k\alpha)|}{2\pi \sin^2(k\alpha)}.$$

In case $\alpha = \frac{\pi}{j}$ for some $j \in \mathbb{N}$, the expression simplifies to

$$- \frac{\gamma_e}{12\pi} \left(\frac{\pi^2}{\alpha^2} - 1 \right) - \frac{1}{2\pi} \sum_{k=1}^{\lceil \frac{\pi}{2\alpha} - 1 \rceil} \frac{\log |\sin(k\alpha)|}{\sin^2(k\alpha)}.$$

Proof. Note that

$$\cos(2k\alpha) = \cos^2(k\alpha) - \sin^2(k\alpha) = 1 - 2\sin^2(k\alpha).$$

Consequently

$$1 - \cos(2k\alpha) = 2\sin^2(k\alpha),$$

and

$$\log(1 - \cos(2k\alpha)) = \log(2\sin^2(k\alpha)) = \log 2 + 2\log |\sin(k\alpha)|.$$

We therefore have

$$\begin{aligned} & \sum_{k \in W_\alpha} \frac{-2\gamma_e + \log 2 - \log(1 - \cos(2k\alpha))}{4\pi(1 - \cos(2k\alpha))} \\ &= \sum_{k \in W_\alpha} \frac{-2\gamma_e - 2\log |\sin(k\alpha)|}{8\pi \sin^2(k\alpha)} = - \sum_{k \in W_\alpha} \frac{\gamma_e + \log |\sin(k\alpha)|}{4\pi \sin^2(k\alpha)}. \end{aligned}$$

By the preceding proposition this sum is

$$\sum_{k=k_{min}}^{-1} \frac{\gamma_e + \log |\sin(k\alpha)|}{4\pi \sin^2(k\alpha)} - \sum_{k=1}^{k_{max}} \frac{\gamma_e + \log |\sin(k\alpha)|}{4\pi \sin^2(k\alpha)}.$$

We note that

$$k_{max} = \begin{cases} -k_{min} & \alpha \neq \frac{\pi}{2n} \\ -k_{min} - 1 & \alpha = \frac{\pi}{2n}, \end{cases},$$

where above $n \in \mathbb{N}$. Next, we observe that

$$|\sin(k\alpha)| = |\sin(-k\alpha)|, \quad \sin^2(k\alpha) = \sin^2(-k\alpha).$$

Consequently

$$\begin{aligned} & - \sum_{k=k_{min}}^{-1} \frac{\gamma_e + \log |\sin(k\alpha)|}{4\pi \sin^2(k\alpha)} - \sum_{k=1}^{k_{max}} \frac{\gamma_e + \log |\sin(k\alpha)|}{4\pi \sin^2(k\alpha)} \\ &= - \sum_{k=1}^{k_{max}} \frac{\gamma_e + \log |\sin(k\alpha)|}{2\pi \sin^2(k\alpha)} = - \sum_{k=1}^{\lceil \frac{\pi}{2\alpha} - 1 \rceil} \frac{\gamma_e + \log |\sin(k\alpha)|}{2\pi \sin^2(k\alpha)}, \quad \alpha \neq \frac{\pi}{2n}. \end{aligned}$$

In case $\alpha = \frac{\pi}{j}$ we now proceed to simplify the formula. For notational convenience, let us define

$$-n := k_{min} = \left\lceil -\frac{\pi}{2\alpha} \right\rceil, \quad k_{max} := \begin{cases} n & j = 2n + 1 \text{ is odd} \\ n - 1 & j = 2n \text{ is even} \end{cases}.$$

We therefore consider

$$- \sum_{k=-n}^{-1} \frac{\gamma_e + \log |\sin(k\alpha)|}{4\pi \sin^2(k\alpha)} - \sum_{k=1}^{k_{max}} \frac{\gamma_e + \log |\sin(k\alpha)|}{4\pi \sin^2(k\alpha)}.$$

We would like to use the fact that $|\sin(x)|$ and $\sin^2(x)$ are periodic with period π to shift the first sum. To do this we observe that in case $j = 2n$ is even, we have

$$\sin^2(k\alpha) = \sin^2((k+2n)\alpha), \quad \log|\sin(k\alpha)| = \log|\sin((k+2n)\alpha)|, \quad k_{max} = n-1.$$

We therefore have in this case

$$\begin{aligned} & - \sum_{k=-n}^{-1} \frac{\gamma_e + \log|\sin(k\alpha)|}{4\pi \sin^2(k\alpha)} = - \sum_{k=k_{max}+1}^{k_{max}+|k_{min}|} \frac{\gamma_e + \log|\sin(k\alpha)|}{4\pi \sin^2(k\alpha)} \\ \implies & - \sum_{k=-n}^{-1} \frac{\gamma_e + \log|\sin(k\alpha)|}{4\pi \sin^2(k\alpha)} - \sum_{k=1}^{k_{max}} \frac{\gamma_e + \log|\sin(k\alpha)|}{4\pi \sin^2(k\alpha)} = - \sum_{k=1}^{k_{max}+|k_{min}|} \frac{\gamma_e + \log|\sin(k\alpha)|}{4\pi \sin^2(k\alpha)}. \end{aligned}$$

Next we consider the case in which $j = 2n+1$ is odd. Then we have

$$\sin^2(k\alpha) = \sin^2((k+2n+1)\alpha), \quad \log|\sin(k\alpha)| = \log|\sin((k+2n+1)\alpha)|, \quad k_{max} = n.$$

We therefore obtain as well in this case

$$- \sum_{k=-n}^{-1} \frac{\gamma_e + \log|\sin(k\alpha)|}{4\pi \sin^2(k\alpha)} = - \sum_{k=k_{max}+1}^{k_{max}+|k_{min}|} \frac{\gamma_e + \log|\sin(k\alpha)|}{4\pi \sin^2(k\alpha)}.$$

Consequently, in all cases where $\alpha = \frac{\pi}{j}$ for some $j \in \mathbb{N}$ we obtain that the sum is

$$- \sum_{k=1}^{k_{max}+|k_{min}|} \frac{\gamma_e + \log|\sin(k\alpha)|}{4\pi \sin^2(k\alpha)}.$$

Let us define

$$(4.2) \quad \mathcal{S} := -\frac{1}{4} \sum_{k=1}^N \frac{1}{\sin^2(k\alpha)}, \quad N := k_{max} + |k_{min}| = \begin{cases} 2n-1 & \alpha = \frac{\pi}{2n} \\ 2n & \alpha = \frac{\pi}{2n+1} \end{cases}.$$

We compute that

$$\sin^2(k\alpha) = -\frac{1}{4} (e^{ik\alpha} - e^{-ik\alpha})^2 = -\frac{1}{4} e^{2ik\alpha} (1 - e^{-2ik\alpha})^2.$$

Then

$$\mathcal{S} = \sum_{k=1}^N \frac{e^{-2ik\alpha}}{(1 - e^{-2ik\alpha})^2} = \lim_{\varepsilon \rightarrow 0} \sum_{k=1}^N \frac{e^{-i(2k\alpha - i\varepsilon)}}{(1 - e^{-i(2k\alpha - i\varepsilon)})^2}.$$

We do this to exploit the geometric series for $|z| < 1$,

$$\frac{1}{(1-z)^2} = \sum_{\ell=1}^{\infty} \ell z^{\ell-1}.$$

With $z = e^{-i(2k\alpha - i\varepsilon)}$ we therefore have

$$\mathcal{S} = \lim_{\varepsilon \rightarrow 0} \sum_{k=1}^N e^{-i(2k\alpha - i\varepsilon)} \sum_{\ell=1}^{\infty} \ell e^{-i(2k\alpha - i\varepsilon)(\ell-1)} = \lim_{\varepsilon \rightarrow 0} \sum_{\ell=1}^{\infty} \ell e^{-\varepsilon \ell} \sum_{k=1}^N e^{-i2k\ell\alpha}.$$

The sum over k can be computed using a geometric series. There are two cases. In case

$$2i\ell\alpha = 2m\pi i \quad \text{with} \quad m \in \mathbb{N} \implies \sum_{k=1}^N e^{-i2k\ell\alpha} = N.$$

This is the case when

$$\ell = \frac{m\pi}{\alpha}, \quad m \in \mathbb{N}.$$

When ℓ is not of this type, the series sums to

$$\sum_{k=1}^N e^{-i2k\ell\alpha} = \frac{e^{-i2\ell\alpha} - e^{-2i\ell\alpha(N+1)}}{1 - e^{-i2\ell\alpha}} = -1.$$

The simplification above is due to the fact that by (4.2), we always have

$$(4.3) \quad 2\alpha(N+1) = 2\pi.$$

We therefore have

$$\begin{aligned} \mathcal{S} &= \lim_{\varepsilon \rightarrow 0} \left\{ - \sum_{\ell \geq 1, \ell \neq \frac{m\pi}{\alpha}, m \in \mathbb{N}} \ell e^{-\varepsilon\ell} + \sum_{\ell = \frac{m\pi}{\alpha}, m \in \mathbb{N}}^{\infty} \ell e^{-\varepsilon\ell} N \right\} \\ &= \lim_{\varepsilon \rightarrow 0} \left\{ - \sum_{\ell \geq 1, \ell \neq \frac{m\pi}{\alpha}, m \in \mathbb{N}} \ell e^{-\varepsilon\ell} + \sum_{\ell = \frac{m\pi}{\alpha}, m \in \mathbb{N}}^{\infty} \ell e^{-\varepsilon\ell} (N+1-1) \right\}. \end{aligned}$$

We do this to write

$$\mathcal{S} = \lim_{\varepsilon \rightarrow 0} \left\{ - \sum_{\ell \geq 1} \ell e^{-\varepsilon\ell} + \sum_{\ell = \frac{m\pi}{\alpha}, m \in \mathbb{N}}^{\infty} \ell e^{-\varepsilon\ell} (N+1) \right\}.$$

Next we re-write the second sum in terms of m , so that

$$\mathcal{S} = \lim_{\varepsilon \rightarrow 0} \left\{ - \sum_{\ell \geq 1} \ell e^{-\varepsilon\ell} + (N+1) \frac{\pi}{\alpha} \sum_{m=1}^{\infty} m e^{-\varepsilon m\pi/\alpha} \right\}.$$

Here we recall that

$$(4.4) \quad \sum_{\ell=1}^{\infty} \ell e^{-\varepsilon x \ell} = -\frac{1}{\varepsilon} \frac{d}{dx} \sum_{\ell=0}^{\infty} e^{-\varepsilon x \ell} = \frac{e^{-\varepsilon x}}{(1 - e^{-\varepsilon x})^2} = \frac{1}{\varepsilon^2} \frac{1}{x^2} - \frac{1}{12} + \mathcal{O}(\varepsilon x).$$

Consequently

$$\mathcal{S} = \lim_{\varepsilon \rightarrow 0} \left\{ - \frac{e^{-\varepsilon}}{(1 - e^{-\varepsilon})^2} + (N+1) \frac{\pi}{\alpha} \frac{e^{-\varepsilon\pi/\alpha}}{(1 - e^{-\varepsilon\pi/\alpha})^2} \right\}.$$

By (4.3),

$$(N+1) \frac{\pi}{\alpha} = \frac{\pi^2}{\alpha^2}.$$

Therefore by (4.4),

$$\mathcal{S} = \lim_{\varepsilon \rightarrow 0} \left\{ -\frac{1}{\varepsilon^2} + \frac{1}{12} + \mathcal{O}(\varepsilon) + \frac{\pi^2}{\alpha^2} \left(\frac{1}{\varepsilon^2} \frac{\alpha^2}{\pi^2} - \frac{1}{12} + \mathcal{O}(\varepsilon\pi/\alpha) \right) \right\} = \frac{1}{12} - \frac{\pi^2}{12\alpha^2}.$$

Consequently, when $\alpha = \frac{\pi}{j}$ for some $j \in \mathbb{N}$,

$$\begin{aligned} & - \sum_{k=1}^{k_{max}+|k_{min}|} \frac{\gamma_e + \log |\sin(k\alpha)|}{4\pi \sin^2(k\alpha)} = \frac{\gamma_e}{\pi} S - \sum_{k=1}^{k_{max}+|k_{min}|} \frac{\log |\sin(k\alpha)|}{4\pi \sin^2(k\alpha)} \\ & = \frac{\gamma_e}{12\pi} \left(1 - \frac{\pi^2}{\alpha^2} \right) - \sum_{k=1}^{k_{max}+|k_{min}|} \frac{\log |\sin(k\alpha)|}{4\pi \sin^2(k\alpha)}. \end{aligned}$$

We recall that we obtained

$$- \sum_{k=1}^{k_{max}+|k_{min}|} \frac{\log |\sin(k\alpha)|}{4\pi \sin^2(k\alpha)} = - \sum_{k=k_{min}}^{-1} \frac{\log |\sin(k\alpha)|}{4\pi \sin^2(k\alpha)} - \sum_{k=1}^{k_{max}} \frac{\log |\sin(k\alpha)|}{4\pi \sin^2(k\alpha)}.$$

When $\alpha = \frac{\pi}{j}$ for j odd, $k_{min} = -k_{max}$, and we therefore have

$$- \sum_{k=k_{min}}^{-1} \frac{\log |\sin(k\alpha)|}{4\pi \sin^2(k\alpha)} - \sum_{k=1}^{k_{max}} \frac{\log |\sin(k\alpha)|}{4\pi \sin^2(k\alpha)} = - \sum_{k=1}^{k_{max}} \frac{\log |\sin(k\alpha)|}{2\pi \sin^2(k\alpha)}.$$

When $\alpha = \frac{\pi}{2n}$, we have $-n = k_{min}$ whereas $n-1 = k_{max}$. In this case, however we note that

$$\log |\sin(k_{min}\alpha)| = \log |\sin(\pi/2)| = 0.$$

Consequently, we may also in this case combine the sums, obtaining

$$- \sum_{k=k_{min}}^{-1} \frac{\log |\sin(k\alpha)|}{4\pi \sin^2(k\alpha)} - \sum_{k=1}^{k_{max}} \frac{\log |\sin(k\alpha)|}{4\pi \sin^2(k\alpha)} = - \sum_{k=1}^{k_{max}} \frac{\log |\sin(k\alpha)|}{2\pi \sin^2(k\alpha)} = - \sum_{k=1}^{\lceil \frac{\pi}{2\alpha} - 1 \rceil} \frac{\log |\sin(k\alpha)|}{2\pi \sin^2(k\alpha)}.$$

□

Corollary 2. *If $\alpha \in (0, \pi)$ is not of the form $\frac{\pi}{2n}$ for any $n \in \mathbb{N}$, the variational formula in Theorem 6 simplifies to*

$$\begin{aligned} & \frac{1}{3\pi} + \frac{\pi}{12\alpha^2} - \sum_{k=1}^{\lceil \frac{\pi}{2\alpha} - 1 \rceil} \frac{\gamma_e + \log |\sin(k\alpha)|}{2\pi \sin^2(k\alpha)} \\ & + \frac{1}{\alpha} \sin(\pi^2/\alpha) \int_{\mathbb{R}} \frac{-\log 2 + 2\gamma_e + \log(1 + \cosh(s))}{8\pi(1 + \cosh(s))(\cosh(\pi s/\alpha) - \cos(\pi^2/\alpha))} ds. \end{aligned}$$

In case $\alpha = \frac{\pi}{j}$ for some $j \in \mathbb{N}$, the expression simplifies to

$$\frac{1}{3\pi} + \frac{\pi}{12\alpha^2} - \frac{\gamma_e}{12\pi} \left(\frac{\pi^2}{\alpha^2} - 1 \right) - \frac{1}{2\pi} \sum_{k=1}^{\lceil \frac{\pi}{2\alpha} - 1 \rceil} \frac{\log |\sin(k\alpha)|}{\sin^2(k\alpha)}.$$

Proof. The proof is an immediate consequence of the preceding two propositions together with Theorem 6. □

4.1. Equating the variational formulas for sectors with interior angle not of the form $\frac{\pi}{j}$. We expand

$$\begin{aligned} & \frac{2}{\alpha} \sin(\pi^2/\alpha) \int_{\mathbb{R}} \frac{-\log 2 + 2\gamma_e + \log(1 + \cosh(s))}{16\pi(1 + \cosh(s))(\cosh(\pi s/\alpha) - \cos(\pi^2/\alpha))} ds \\ & = \frac{2}{\alpha} \sin(\pi^2/\alpha) (-\log 2 + 2\gamma_e) \int_{\mathbb{R}} \frac{ds}{16\pi(1 + \cosh s) (\cosh \frac{\pi s}{\alpha} - \cos \frac{\pi^2}{\alpha})} \\ & \quad + \frac{2}{\alpha} \sin(\pi^2/\alpha) \int_{\mathbb{R}} \frac{\log(1 + \cosh s) ds}{16\pi(1 + \cosh s) (\cosh \frac{\pi s}{\alpha} - \cos \frac{\pi^2}{\alpha})}. \end{aligned}$$

Lemma 1. *We have the following identity for $0 < \alpha \neq \frac{\pi}{j}$ for any $j \in \mathbb{N}$*

$$\begin{aligned} & \frac{1}{4\pi\alpha} \sin\left(\frac{\pi^2}{\alpha}\right) \int_{\mathbb{R}} \frac{ds}{(1 + \cosh s) \left(\cosh \frac{\pi s}{\alpha} - \cos \frac{\pi^2}{\alpha}\right)} \\ &= \frac{1}{12} \left(\frac{1}{\pi} - \frac{\pi}{\alpha^2}\right) + \frac{1}{2\pi} \sum_{n=\lceil -\pi/(2\alpha) \rceil, n \neq 0}^{\lfloor \pi/(2\alpha) \rfloor} \frac{1}{1 - \cos(2\alpha n)}. \end{aligned}$$

Proof. We define

$$f(s) := i \sin\left(\frac{\pi^2}{\alpha}\right) \frac{1}{(1 + \cosh s) \left(\cosh \frac{\pi s}{\alpha} - \cos \frac{\pi^2}{\alpha}\right)}.$$

Note that

$$\cosh \frac{\pi s}{\alpha} - \cos \frac{\pi^2}{\alpha} = \frac{1}{2} e^{\frac{\pi s}{\alpha}} \left(e^{-\frac{\pi s}{\alpha}} - e^{i\frac{\pi^2}{\alpha}} \right) \left(e^{-\frac{\pi s}{\alpha}} - e^{-i\frac{\pi^2}{\alpha}} \right),$$

from which we obtain

$$\frac{1}{\cosh \frac{\pi s}{\alpha} - \cos \frac{\pi^2}{\alpha}} = \frac{1}{i \sin \frac{\pi^2}{\alpha}} e^{-\frac{\pi s}{\alpha}} \left[\frac{1}{e^{-\frac{\pi s}{\alpha}} - e^{i\frac{\pi^2}{\alpha}}} - \frac{1}{e^{-\frac{\pi s}{\alpha}} - e^{-i\frac{\pi^2}{\alpha}}} \right].$$

Let

$$g(s) = \frac{e^{-\frac{\pi s}{\alpha}}}{e^{-\frac{\pi s}{\alpha}} - e^{i\frac{\pi^2}{\alpha}}}.$$

Then

$$f(s) = \frac{1}{1 + \cosh s} \left(g(s) - \overline{g(s)} \right) =: h(s) - \overline{h(s)}.$$

Further observe that $h(-2\pi i + s) = \overline{h(s)}$.

Consider the contour integral of $h(s)$ over the clockwise contour from $-R$ to R to $R - 2\pi i$ to $-R - 2\pi i$ and returning back to $-R$; see Figure 3. We denote this contour by Γ_R . For large R it is straightforward to estimate that the integrals along the sides of this box, from R to $R - 2\pi i$ and from $-R - 2\pi i$ to $-R$ vanish as $R \rightarrow \infty$. We therefore obtain

$$\int_{-\infty}^{\infty} f(s) ds = \lim_{R \rightarrow \infty} \int_{\Gamma_R} h(s) ds = -2\pi i \sum \text{Res}(h(s); s_n),$$

where the sum is taken over all poles between the two parallel lines \mathbb{R} , and $\mathbb{R} - 2\pi i$. The integrand $h(s)$ has a third order pole at $s = -i\pi$. It has first order poles due to the vanishing of

$$e^{-\frac{\pi s}{\alpha}} - e^{i\frac{\pi^2}{\alpha}}, \quad \text{for } s = -i(\pi + 2n\alpha), \quad n \in \mathbb{Z} \cap \left[\left(-\frac{\pi}{2\alpha}, 0\right) \cup \left(0, \frac{\pi}{2\alpha}\right) \right].$$

We begin by computing the residues at the simple poles:

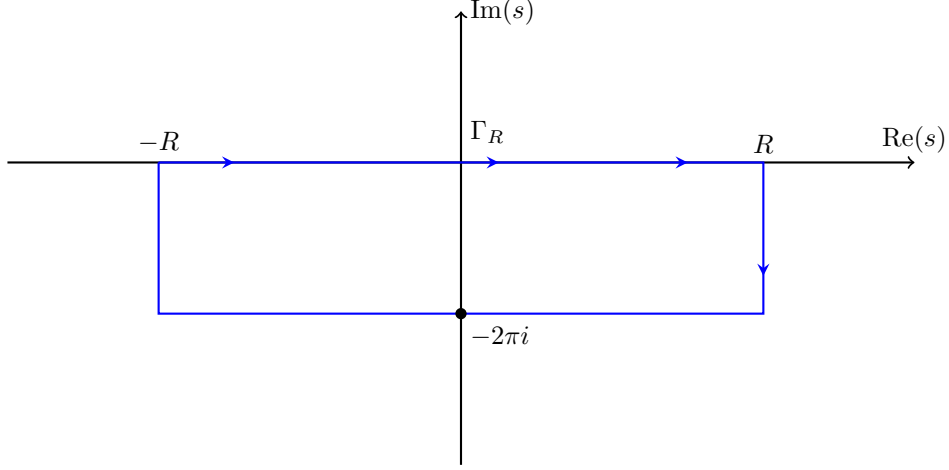
$$\text{Res}(h(s))|_{s=s_n} = \frac{1}{1 + \cosh(s_n)} \frac{e^{-\pi s/\alpha}}{-\frac{\pi}{\alpha} e^{-\pi s_n/\alpha}} = -\frac{\alpha}{\pi(1 + \cosh(s_n))},$$

which for $s_n = -i(\pi + 2n\alpha)$ is equal to

$$-\frac{\alpha}{\pi(1 - \cos(2n\alpha))}, \quad n \in \mathbb{Z} \cap \left[\left(-\frac{\pi}{2\alpha}, 0\right) \cup \left(0, \frac{\pi}{2\alpha}\right) \right].$$

Note that

$$\begin{aligned} & \frac{1}{4\pi\alpha} \sin\left(\frac{\pi^2}{\alpha}\right) \int_{\mathbb{R}} \frac{ds}{(1 + \cosh s) \left(\cosh \frac{\pi s}{\alpha} - \cos \frac{\pi^2}{\alpha}\right)} = -\frac{i}{4\pi\alpha} \int_{-\infty}^{\infty} f(s) ds \\ (4.5) \quad &= -\frac{1}{2\alpha} \sum \text{Res}(h(s); s_n). \end{aligned}$$

FIGURE 3. The contour of integration, Γ_R .

Consequently, the contribution from the simple poles is

$$\frac{1}{2\pi} \sum_{n=\lceil -\pi/(2\alpha) \rceil, n \neq 0}^{\lfloor \pi/(2\alpha) \rfloor} \frac{1}{1 - \cos(2\alpha n)}.$$

The residue at the third order pole is

$$\frac{1}{2} \frac{d^2}{dz^2} [(z + i\pi)^3 h(z)] \Big|_{z=-i\pi}.$$

Since we have

$$h(z) = \frac{e^{-\frac{\pi z}{\alpha}}}{(1 + \cosh(z)) \left(e^{-\frac{\pi z}{\alpha}} - e^{i\frac{\pi^2}{\alpha}} \right)},$$

we shall compute the series expansions of the functions in these expressions near $z = -i\pi$. First, we have

$$1 + \cosh(z) = \sum_{n \geq 1} -\frac{(z + i\pi)^{2n}}{(2n)!} = -(z + i\pi)^2 \sum_{n \geq 0} \frac{(z + i\pi)^{2n}}{(2(n+1))!}.$$

Next we have

$$e^{-\pi z/\alpha} - e^{i\pi^2/\alpha} = \sum_{n \geq 1} \frac{(z + i\pi)^n}{n!} \left(-\frac{\pi}{\alpha} \right)^n e^{i\pi^2/\alpha} = (z + i\pi) e^{i\pi^2/\alpha} \sum_{n \geq 0} \frac{(z + i\pi)^n}{(n+1)!} \left(-\frac{\pi}{\alpha} \right)^{n+1}.$$

We therefore wish to compute

$$\begin{aligned} & -\frac{1}{2e^{i\pi^2/\alpha}} \frac{d^2}{dz^2} \frac{(z + i\pi)^3 e^{-\pi z/\alpha}}{(z + i\pi)^3 \sum_{n \geq 0} \frac{(z + i\pi)^{2n}}{(2(n+1))!} \sum_{m \geq 0} \frac{(z + i\pi)^m}{(m+1)!} \left(-\frac{\pi}{\alpha} \right)^{m+1}} \Big|_{z=-i\pi} \\ &= -\frac{1}{2e^{i\pi^2/\alpha}} \frac{d^2}{dz^2} \frac{e^{-\pi z/\alpha}}{\sum_{n \geq 0} \frac{(z + i\pi)^{2n}}{(2(n+1))!} \sum_{m \geq 0} \frac{(z + i\pi)^m}{(m+1)!} \left(-\frac{\pi}{\alpha} \right)^{m+1}} \Big|_{z=-i\pi}. \end{aligned}$$

To simplify notations, let us define here

$$\varphi(z) := \sum_{n \geq 0} \frac{(z + i\pi)^{2n}}{(2(n+1))!}, \quad \psi(z) := \sum_{n \geq 0} \frac{(z + i\pi)^n}{(n+1)!} \left(-\frac{\pi}{\alpha}\right)^{n+1}.$$

Then

$$\begin{aligned} \frac{d}{dz} \frac{e^{-\pi z/\alpha}}{\varphi\psi} &= \frac{-\frac{\pi}{\alpha} e^{-\pi z/\alpha} \varphi\psi - e^{-\pi z/\alpha} (\varphi\psi' + \varphi'\psi)}{(\varphi\psi)^2} \\ &= -\frac{\pi}{\alpha} \frac{e^{-\pi z/\alpha}}{\varphi\psi} - \frac{e^{-\pi z/\alpha} (\varphi\psi' + \varphi'\psi)}{(\varphi\psi)^2} = -\frac{\pi}{\alpha} \frac{e^{-\pi z/\alpha}}{\varphi\psi} - \frac{e^{-\pi z/\alpha} \psi'}{\varphi\psi^2} - \frac{e^{-\pi z/\alpha} \varphi'}{\psi\varphi^2}. \end{aligned}$$

Next,

$$\begin{aligned} \frac{d^2}{dz^2} \frac{e^{-\pi z/\alpha}}{\varphi\psi} &= -\frac{\pi}{\alpha} \left(\frac{-\frac{\pi}{\alpha} e^{-\pi z/\alpha} \varphi\psi - e^{-\pi z/\alpha} (\varphi\psi' + \varphi'\psi)}{(\varphi\psi)^2} \right) \\ &\quad - \left(\frac{(-\frac{\pi}{\alpha} e^{-\pi z/\alpha} \psi' + e^{-\pi z/\alpha} \psi'') \varphi\psi^2 - e^{-\pi z/\alpha} \psi' (\varphi'\psi^2 + 2\varphi\psi\psi')}{(\varphi\psi^2)^2} \right) \\ &\quad - \left(\frac{(-\frac{\pi}{\alpha} e^{-\pi z/\alpha} \varphi' + e^{-\pi z/\alpha} \varphi'') \psi\varphi^2 - e^{-\pi z/\alpha} \varphi' (\psi'\varphi^2 + 2\psi\varphi\varphi')}{(\psi\varphi^2)^2} \right) \end{aligned}$$

Since $\varphi'(-i\pi) = 0$, at $z = -i\pi$ we must only evaluate the terms

$$\left(\frac{\pi}{\alpha}\right)^2 \frac{e^{-\pi z/\alpha}}{\varphi\psi} + \frac{\pi}{\alpha} \frac{e^{-\pi z/\alpha} \psi'}{\varphi\psi^2} + \frac{\pi}{\alpha} \frac{e^{-\pi z/\alpha} \psi'}{\varphi\psi^2} - \frac{e^{-\pi z/\alpha} \psi''}{\varphi\psi^2} + 2 \frac{e^{-\pi z/\alpha} (\psi')^2}{\varphi\psi^3} - \frac{e^{-\pi z/\alpha} \varphi''}{\psi\varphi^2}.$$

We compute this using

$$\varphi(-i\pi) = \frac{1}{2}, \quad \varphi''(-i\pi) = \frac{1}{12}, \quad \psi(-i\pi) = -\frac{\pi}{\alpha}, \quad \psi'(-i\pi) = \frac{\pi^2}{2\alpha^2}, \quad \psi''(-i\pi) = -\frac{\pi^3}{3\alpha^3},$$

obtaining

$$e^{i\pi^2/\alpha} \left(-\frac{2\pi}{\alpha} + 2\frac{\pi}{\alpha} + \frac{2\pi}{3\alpha} - \frac{\pi}{\alpha} + \frac{\alpha}{3\pi} \right) = e^{i\pi^2/\alpha} \left(-\frac{\pi}{3\alpha} + \frac{\alpha}{3\pi} \right).$$

Consequently, the residue is

$$-\frac{1}{2} \left(-\frac{\pi}{3\alpha} + \frac{\alpha}{3\pi} \right) = \frac{\pi}{6\alpha} - \frac{\alpha}{6\pi}.$$

Recalling the factor $-\frac{1}{2\alpha}$ in (4.5), the contribution to the integral is therefore

$$-\frac{\pi}{12\alpha^2} + \frac{1}{12\pi}.$$

This completes the proof. □

Corollary 3. *We have for $0 < \alpha \neq \frac{\pi}{j}$,*

$$\begin{aligned} &\frac{1}{8\pi\alpha} \sin(\pi^2/\alpha) (-\log 2 + 2\gamma_e) \int_{\mathbb{R}} \frac{ds}{(1 + \cosh s) \left(\cosh \frac{\pi s}{\alpha} - \cos \frac{\pi^2}{\alpha} \right)} \\ &= \frac{1}{2} (-\log 2 + 2\gamma_e) \left(\frac{1}{12} \left(\frac{1}{\pi} - \frac{\pi}{\alpha^2} \right) + \frac{1}{2\pi} \sum_{k=1}^{\lceil \frac{\pi}{2\alpha} - 1 \rceil} \frac{1}{\sin^2(k\alpha)} \right). \end{aligned}$$

Proof. By the preceding lemma,

$$\begin{aligned} & \frac{1}{4\pi\alpha} \sin\left(\frac{\pi^2}{\alpha}\right) \int_{\mathbb{R}} \frac{ds}{(1 + \cosh s) \left(\cosh \frac{\pi s}{\alpha} - \cos \frac{\pi^2}{\alpha}\right)} \\ &= \frac{1}{12} \left(\frac{1}{\pi} - \frac{\pi}{\alpha^2}\right) + \frac{1}{2\pi} \sum_{n=\lceil -\pi/(2\alpha) \rceil, n \neq 0}^{\lfloor \pi/(2\alpha) \rfloor} \frac{1}{1 - \cos(2\alpha n)}. \end{aligned}$$

So,

$$\begin{aligned} & \frac{1}{8\pi\alpha} \sin\left(\frac{\pi^2}{\alpha}\right) \int_{\mathbb{R}} \frac{ds}{(1 + \cosh s) \left(\cosh \frac{\pi s}{\alpha} - \cos \frac{\pi^2}{\alpha}\right)} \\ &= \frac{1}{24} \left(\frac{1}{\pi} - \frac{\pi}{\alpha^2}\right) + \frac{1}{4\pi} \sum_{n=\lceil -\pi/(2\alpha) \rceil, n \neq 0}^{\lfloor \pi/(2\alpha) \rfloor} \frac{1}{1 - \cos(2\alpha n)}. \end{aligned}$$

We compute that for α in this case we have

$$\begin{aligned} & \frac{1}{2\pi} \sum_{n=\lceil -\pi/(2\alpha) \rceil, n \neq 0}^{\lfloor \pi/(2\alpha) \rfloor} \frac{1}{1 - \cos(2\alpha n)} \\ &= \frac{2}{2\pi} \sum_{k=1}^{\lfloor \pi/(2\alpha) \rfloor} \frac{1}{1 - \cos(2\alpha n)} = \frac{1}{\pi} \sum_{k=1}^{\lceil \frac{\pi}{2\alpha} - 1 \rceil} \frac{1}{2 \sin^2(\alpha n)} = \frac{1}{2\pi} \sum_{k=1}^{\lceil \frac{\pi}{2\alpha} - 1 \rceil} \frac{1}{\sin^2(k\alpha)}. \end{aligned}$$

Consequently,

$$\frac{1}{8\pi\alpha} \sin\left(\frac{\pi^2}{\alpha}\right) \int_{\mathbb{R}} \frac{ds}{(1 + \cosh s) \left(\cosh \frac{\pi s}{\alpha} - \cos \frac{\pi^2}{\alpha}\right)} = \frac{1}{24} \left(\frac{1}{\pi} - \frac{\pi}{\alpha^2}\right) + \frac{1}{4\pi} \sum_{k=1}^{\lceil \frac{\pi}{2\alpha} - 1 \rceil} \frac{1}{\sin^2(k\alpha)}.$$

Multiplying both sides by $2\gamma_e - \log 2$ completes the proof. \square

We proceed to manipulate the integral involving the logarithm.

Lemma 2. For $\alpha \in (0, \pi)$ not of the form $\frac{\pi}{j}$, we have

$$\begin{aligned} & \frac{1}{8\pi\alpha} \sin(\pi^2/\alpha) \int_{-\infty}^{\infty} \frac{\log(1 + \cosh s)}{(1 + \cosh s) (\cosh(\pi s/\alpha) - \cos(\pi^2/\alpha))} ds \\ &= \frac{1}{2\pi} \sum_{\lceil -\pi/\alpha \rceil \leq n < 0} \frac{\log(1 - \cos(2n\alpha))}{1 - \cos(2n\alpha)} + \frac{\pi}{\alpha^2} \int_1^{\infty} \frac{e^{\pi t/\alpha}}{(e^t - 1)(1 - e^{\pi t/\alpha})^2} dt \\ &+ \frac{\pi}{\alpha^2} \int_0^1 \left[\frac{e^{\pi t/\alpha}}{(e^t - 1)(1 - e^{\pi t/\alpha})^2} - \left(\frac{\alpha^2}{\pi^2 t^3} - \frac{\alpha^2}{2\pi^2 t^2} + \frac{\alpha^2 - \pi^2}{12\pi^2 t} \right) \right] dt \\ &- \frac{1}{4\pi\alpha} \left(\frac{\alpha}{2} + \frac{\pi^2}{3\alpha} + \log 2 \frac{(\alpha^2 - \pi^2)}{6\alpha} \right). \end{aligned}$$

Proof. To demonstrate the lemma, we compute

$$I(\alpha) := i \sin\left(\frac{\pi^2}{\alpha}\right) \int_{-\infty}^{\infty} \frac{\log(1 + \cosh s)}{(1 + \cosh s) (\cosh(\pi s/\alpha) - \cos(\pi^2/\alpha))} ds.$$

Similar to our previous calculations, we re-write the expression

$$I(\alpha) = \int_{-\infty}^{\infty} \frac{\log(1 + \cosh s)}{1 + \cosh s} e^{-\pi s/\alpha} \left[\frac{1}{e^{-\pi s/\alpha} - e^{i\pi^2/\alpha}} - \frac{1}{e^{-\pi s/\alpha} - e^{-i\pi^2/\alpha}} \right] ds.$$

We therefore define

$$h(s) = \frac{\log(1 + \cosh s)}{1 + \cosh s} e^{-\pi s/\alpha} \frac{1}{e^{-\pi s/\alpha} - e^{i\pi^2/\alpha}}.$$

Then

$$I(\alpha) = \int_{\mathbb{R}} [h(s) - \overline{h(s)}] ds = 2i \operatorname{Im} \int_{-\infty}^{\infty} h(s) ds.$$

We consider the contour integral as depicted in Figure 4. The integrand has a branch point of the logarithm at $s = -i\pi$, hence the contour's avoidance of that point. The integrand has simple poles at points s_n with

$$s_n = -i\pi + 2in\alpha,$$

such that these points lie within the contour, which requires

$$-\pi < -\pi + 2n\alpha < 0 \implies 1 \leq n < \frac{\pi}{2\alpha}.$$

By the residue theorem, since the contour is negatively oriented,

$$\int_{\Gamma_{R,\epsilon}} h(s) ds = -2\pi i \sum_{n=1}^{\lfloor \frac{\pi}{2\alpha} \rfloor} \operatorname{Res}(h; -i\pi + 2n\alpha).$$

The residues at these simple poles are computed as above, and are equal to

$$-\frac{\alpha \log(1 - \cos(2n\alpha))}{\pi(1 - \cos(2n\alpha))}.$$

We therefore obtain that

$$\int_{\Gamma_{R,\epsilon}} h(s) ds = 2i \sum_{n=1}^{\lfloor \frac{\pi}{2\alpha} \rfloor} \frac{\alpha \log(1 - \cos(2n\alpha))}{1 - \cos(2n\alpha)}.$$

On the other hand

$$\begin{aligned} I(\alpha) &= 2i \operatorname{Im} \left(2i \sum_{n=1}^{\lfloor \frac{\pi}{2\alpha} \rfloor} \frac{\alpha \log(1 - \cos(2n\alpha))}{1 - \cos(2n\alpha)} - \lim_{R \rightarrow \infty} \int_{\Gamma_- \cup \Gamma_\epsilon \cup \Gamma_+} h(s) ds \right) \\ &= 4i \sum_{n=1}^{\lfloor \frac{\pi}{2\alpha} \rfloor} \frac{\alpha \log(1 - \cos(2n\alpha))}{1 - \cos(2n\alpha)} - 2i \operatorname{Im} \left(\lim_{R \rightarrow \infty} \int_{\Gamma_- \cup \Gamma_\epsilon \cup \Gamma_+} h(s) ds \right). \end{aligned}$$

If we parametrize the integral over Γ_- by $s = -i\pi + t$ for $t \in [-R, -\epsilon]$ then we have that

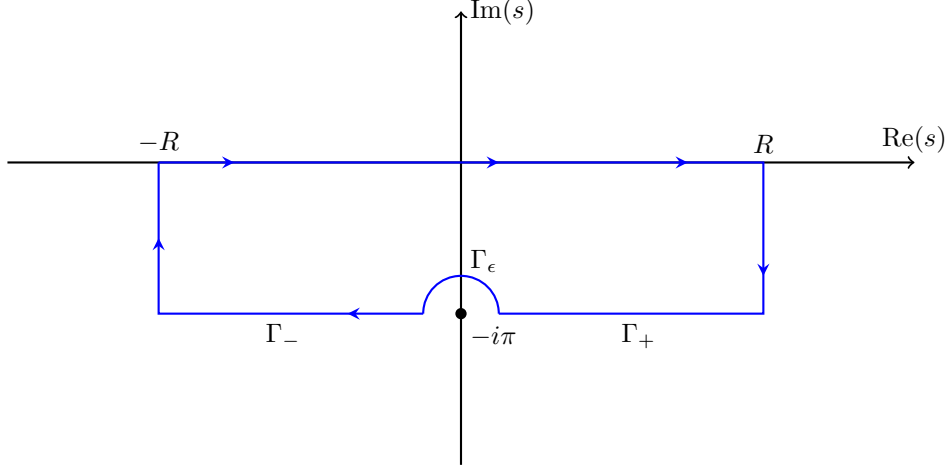
$$h(s) = \frac{\log(1 - \cosh t) e^{-\pi t/\alpha} e^{i\pi^2/\alpha}}{(1 - \cosh t)(e^{-\pi t/\alpha} e^{i\pi^2/\alpha} - e^{i\pi^2/\alpha})} = \frac{\log(1 - \cosh t) e^{-\pi t/\alpha}}{(1 - \cosh t)(e^{-\pi t/\alpha} - 1)}.$$

Since $t \in [-R, -\epsilon]$ with $\epsilon > 0$, $\cosh t > 1$, and therefore the argument of the complex logarithm is π . Consequently,

$$s \in \Gamma_- \implies \operatorname{Im} h(s) = \frac{\pi e^{-\pi t/\alpha}}{(1 - \cosh t)(e^{-\pi t/\alpha} - 1)}.$$

We therefore have, recalling the orientation

$$\lim_{R \rightarrow \infty} \operatorname{Im} \int_{\Gamma_-} h(s) ds = \pi \int_{-\epsilon}^{-\infty} \frac{e^{-\pi t/\alpha}}{(1 - \cosh t)(e^{-\pi t/\alpha} - 1)} dt = -\pi \int_{\epsilon}^{\infty} \frac{e^{\pi t/\alpha}}{(1 - \cosh t)(e^{\pi t/\alpha} - 1)} dt.$$

FIGURE 4. The contour of integration, $\Gamma_{R,\epsilon}$.

For Γ_+ the argument of the complex logarithm should be taken to equal $-\pi$, because this is on the opposite side of the branch cut for the logarithm. Similarly, we have

$$\lim_{R \rightarrow \infty} \text{Im} \int_{\Gamma_+} h(s) ds = -\pi \int_{\infty}^{\epsilon} \frac{e^{-\pi t/\alpha}}{(1 - \cosh t)(e^{-\pi t/\alpha} - 1)} dt = \pi \int_{\epsilon}^{\infty} \frac{e^{-\pi t/\alpha}}{(1 - \cosh t)(e^{-\pi t/\alpha} - 1)} dt.$$

Consequently, we obtain that

$$\lim_{R \rightarrow \infty} \text{Im} \left(\int_{\Gamma_-} h(s) ds + \int_{\Gamma_+} h(s) ds \right) = \pi \int_{\epsilon}^{\infty} \frac{1 + e^{\pi t/\alpha}}{(1 - \cosh t)(1 - e^{\pi t/\alpha})} dt.$$

Note that

$$\frac{1}{1 - \cosh t} = -\frac{2e^t}{(1 - e^t)^2} = -2 \frac{d}{dt} \frac{1}{1 - e^t}.$$

This is useful for partial integration

$$\begin{aligned} \pi \int_{\epsilon}^{\infty} \frac{1 + e^{\pi t/\alpha}}{(1 - \cosh t)(1 - e^{\pi t/\alpha})} dt &= -2\pi \int_{\epsilon}^{\infty} \frac{1 + e^{\pi t/\alpha}}{(1 - e^{\pi t/\alpha})} \frac{d}{dt} \frac{1}{1 - e^t} dt \\ &= -2\pi \left\{ \frac{1 + e^{\pi t/\alpha}}{1 - e^{\pi t/\alpha}} \frac{1}{1 - e^t} \Big|_{\epsilon}^{\infty} - \int_{\epsilon}^{\infty} \frac{1}{1 - e^t} \frac{d}{dt} \frac{1 + e^{\pi t/\alpha}}{1 - e^{\pi t/\alpha}} dt \right\} \\ &= 2\pi \frac{1 + e^{\pi \epsilon/\alpha}}{1 - e^{\pi \epsilon/\alpha}} \frac{1}{1 - e^{\epsilon}} - \frac{4\pi^2}{\alpha} \int_{\epsilon}^{\infty} \frac{e^{\pi t/\alpha}}{(e^t - 1)(1 - e^{\pi t/\alpha})^2} dt. \end{aligned}$$

We would like to send $\epsilon \searrow 0$ and combine with the integral around Γ_{ϵ} . For this reason we add and subtract the small t asymptotic behavior. Consequently we observe that

$$\frac{e^{\pi t/\alpha}}{(e^t - 1)(e^{\pi t/\alpha} - 1)^2} \approx \frac{\alpha^2}{\pi^2 t^3} - \frac{\alpha^2}{2\pi^2 t^2} + \frac{\alpha^2 - \pi^2}{12\pi^2 t} + \mathcal{O}(t^0).$$

The adding-subtracting game is only required in the integral from ε to 1. Consequently, we have

$$\begin{aligned} \lim_{R \rightarrow \infty} \operatorname{Im} \left(\int_{\Gamma_-} h(s) ds + \int_{\Gamma_+} h(s) ds \right) &= 2\pi \frac{1 + e^{\pi\varepsilon/\alpha}}{1 - e^{\pi\varepsilon/\alpha}} \frac{1}{1 - e^\varepsilon} - \frac{4\pi^2}{\alpha} \int_1^\infty \frac{e^{\pi t/\alpha}}{(e^t - 1)(1 - e^{\pi t/\alpha})^2} dt \\ &\quad - \frac{4\pi^2}{\alpha} \int_\varepsilon^1 \left[\frac{e^{\pi t/\alpha}}{(e^t - 1)(1 - e^{\pi t/\alpha})^2} - \left(\frac{\alpha^2}{\pi^2 t^3} - \frac{\alpha^2}{2\pi^2 t^2} + \frac{\alpha^2 - \pi^2}{12\pi^2 t} \right) \right] dt \\ &\quad - \frac{4\pi^2}{\alpha} \int_\varepsilon^1 \left(\frac{\alpha^2}{\pi^2 t^3} - \frac{\alpha^2}{2\pi^2 t^2} + \frac{\alpha^2 - \pi^2}{12\pi^2 t} \right) dt. \end{aligned}$$

The last term we evaluate directly

$$\begin{aligned} & - \frac{4\pi^2}{\alpha} \left(-\frac{\alpha^2}{2\pi^2 t^2} + \frac{\alpha^2}{2\pi^2 t} + \frac{(\alpha^2 - \pi^2)}{12\pi^2} \log t \right) \Big|_\varepsilon^1 \\ &= -\frac{4\pi^2}{\alpha} \left(-\frac{\alpha^2}{2\pi^2} + \frac{\alpha^2}{2\pi^2} + \frac{\alpha^2}{2\pi^2 \varepsilon^2} - \frac{\alpha^2}{2\pi^2 \varepsilon} - \frac{(\alpha^2 - \pi^2)}{12\pi^2} \log \varepsilon \right) \\ &= -\frac{4\pi^2}{\alpha} \left(\frac{\alpha^2}{2\pi^2 \varepsilon^2} - \frac{\alpha^2}{2\pi^2 \varepsilon} - \frac{(\alpha^2 - \pi^2)}{12\pi^2} \log \varepsilon \right) = -\frac{2\alpha}{\varepsilon^2} + \frac{2\alpha}{\varepsilon} + \frac{\alpha^2 - \pi^2}{3\alpha} \log \varepsilon. \end{aligned}$$

We therefore have computed

$$\begin{aligned} \lim_{R \rightarrow \infty} \operatorname{Im} \left(\int_{\Gamma_-} h(s) ds + \int_{\Gamma_+} h(s) ds \right) &= -\frac{4\pi^2}{\alpha} \int_1^\infty dt \frac{e^{\pi t/\alpha}}{(e^t - 1)(1 - e^{\pi t/\alpha})^2} \\ &\quad - \frac{4\pi^2}{\alpha} \int_\varepsilon^1 dt \left[\frac{e^{\pi t/\alpha}}{(e^t - 1)(1 - e^{\pi t/\alpha})^2} - \left(\frac{\alpha^2}{\pi^2 t^3} - \frac{\alpha^2}{2\pi^2 t^2} + \frac{\alpha^2 - \pi^2}{12\pi^2 t} \right) \right] \\ &\quad + 2\pi \frac{1 + e^{\pi\varepsilon/\alpha}}{1 - e^{\pi\varepsilon/\alpha}} \frac{1}{1 - e^\varepsilon} - \frac{2\alpha}{\varepsilon^2} + \frac{2\alpha}{\varepsilon} + \frac{\alpha^2 - \pi^2}{3\alpha} \log \varepsilon. \end{aligned}$$

We compute the Laurent series expansion near $\varepsilon = 0$

$$2\pi \frac{1 + e^{\pi\varepsilon/\alpha}}{1 - e^{\pi\varepsilon/\alpha}} \frac{1}{1 - e^\varepsilon} \sim \frac{4\alpha}{\varepsilon^2} - \frac{2\alpha}{\varepsilon} + \frac{\alpha^2 + \pi^2}{3\alpha} + \mathcal{O}(\varepsilon).$$

Consequently

$$\begin{aligned} \lim_{R \rightarrow \infty} \operatorname{Im} \left(\int_{\Gamma_-} h(s) ds + \int_{\Gamma_+} h(s) ds \right) &= -\frac{4\pi^2}{\alpha} \int_1^\infty \frac{e^{\pi t/\alpha}}{(e^t - 1)(1 - e^{\pi t/\alpha})^2} dt \\ &\quad - \frac{4\pi^2}{\alpha} \int_\varepsilon^1 \left[\frac{e^{\pi t/\alpha}}{(e^t - 1)(1 - e^{\pi t/\alpha})^2} - \left(\frac{\alpha^2}{\pi^2 t^3} - \frac{\alpha^2}{2\pi^2 t^2} + \frac{\alpha^2 - \pi^2}{12\pi^2 t} \right) \right] dt \\ &\quad + \frac{2\alpha}{\varepsilon^2} + \frac{\alpha^2 + \pi^2}{3\alpha} + \frac{\alpha^2 - \pi^2}{3\alpha} \log \varepsilon + \mathcal{O}(\varepsilon). \end{aligned}$$

Finally, it remains to compute the integral over Γ_ε . For this calculation, we require the expansion of $h(s)$ for $s = -i\pi + z$ for $|z|$ small. Note that

$$1 + \cosh s = -\frac{1}{2}z^2 \left(1 + \frac{z^2}{12} + \mathcal{O}(z^4) \right), \quad s = -i\pi + z, \quad |z| \text{ small},$$

and therefore

$$\log(1 + \cosh s) = \log \left(-\frac{1}{2}z^2 \right) + \frac{1}{12}z^2 + \mathcal{O}(z^4), \quad |z| \text{ small}.$$

Along Γ_ε , $z = \varepsilon e^{i\theta}$, for $\theta \in [0, \pi]$. Consequently,

$$\log(1 + \cosh s) = \log\left(\frac{\varepsilon^2}{2}\right) + i(2\theta - \pi) + \frac{1}{12}\varepsilon^2 e^{2i\theta} + \mathcal{O}(\varepsilon^4).$$

We further use the expansion

$$\frac{e^{-\pi s/\alpha}}{(1 + \cosh s)(e^{-\pi s/\alpha} - e^{i\pi^2/\alpha})} = \frac{2\alpha}{\pi z^3} - \frac{1}{z^2} + \frac{1}{z} \frac{1}{6} \left(\frac{\pi}{\alpha} - \frac{\alpha}{\pi}\right) + \mathcal{O}(z^0).$$

With the parametrization $s = -i\pi + \varepsilon e^{i\theta}$ we have $ds = i\varepsilon e^{i\theta} d\theta$, consequently we require the terms in the expansion up to order ε^{-1} . We have

$$\begin{aligned} \frac{\log(1 + \cosh s)e^{-\pi s/\alpha}}{(1 + \cosh s)(e^{-\pi s/\alpha} - e^{i\pi^2/\alpha})} &= \log\left(\frac{\varepsilon^2}{2}\right) \left(\frac{2\alpha}{\pi \varepsilon^3 e^{3i\theta}} - \frac{1}{\varepsilon^2 e^{2i\theta}} + \frac{1}{6\varepsilon e^{i\theta}} \left(\frac{\pi}{\alpha} - \frac{\alpha}{\pi}\right)\right) \\ &+ i(2\theta - \pi) \left(\frac{2\alpha}{\pi \varepsilon^3 e^{3i\theta}} - \frac{1}{\varepsilon^2 e^{2i\theta}} + \frac{1}{6\varepsilon e^{i\theta}} \left(\frac{\pi}{\alpha} - \frac{\alpha}{\pi}\right)\right) + \frac{2\alpha}{12\pi \varepsilon e^{i\theta}} + \mathcal{O}(\log \varepsilon). \end{aligned}$$

We shall now compute the imaginary parts of the relevant integrals along Γ_ε

$$\begin{aligned} \operatorname{Im} \int_0^\pi \log\left(\frac{\varepsilon^2}{2}\right) \left(\frac{2\alpha}{\pi \varepsilon^3 e^{3i\theta}} - \frac{1}{\varepsilon^2 e^{2i\theta}} + \frac{1}{6\varepsilon e^{i\theta}} \left(\frac{\pi}{\alpha} - \frac{\alpha}{\pi}\right)\right) i\varepsilon e^{i\theta} d\theta \\ &= \operatorname{Im} \int_0^\pi i \log\left(\frac{\varepsilon^2}{2}\right) \left(\frac{2\alpha}{\pi \varepsilon^2} e^{-2i\theta} - \frac{1}{\varepsilon} e^{-i\theta} + \frac{1}{6} \left(\frac{\pi}{\alpha} - \frac{\alpha}{\pi}\right)\right) d\theta \\ &= \int_0^\pi \log\left(\frac{\varepsilon^2}{2}\right) \left(\frac{2\alpha}{\pi \varepsilon^2} \cos(2\theta) - \frac{1}{\varepsilon} \cos(\theta) + \frac{1}{6} \left(\frac{\pi}{\alpha} - \frac{\alpha}{\pi}\right)\right) d\theta \\ &= \pi \log\left(\frac{\varepsilon^2}{2}\right) \frac{1}{6} \left(\frac{\pi}{\alpha} - \frac{\alpha}{\pi}\right). \\ \operatorname{Im} \int_0^\pi i(2\theta - \pi) \left(\frac{2\alpha}{\pi \varepsilon^3 e^{3i\theta}} - \frac{1}{\varepsilon^2 e^{2i\theta}} + \frac{1}{6\varepsilon e^{i\theta}} \left(\frac{\pi}{\alpha} - \frac{\alpha}{\pi}\right)\right) i\varepsilon e^{i\theta} d\theta \\ &= \operatorname{Im} \int_0^\pi (\pi - 2\theta) \left(\frac{2\alpha}{\pi \varepsilon^2} e^{-2i\theta} - \frac{1}{\varepsilon} e^{-i\theta} + \frac{1}{6} \left(\frac{\pi}{\alpha} - \frac{\alpha}{\pi}\right)\right) d\theta \\ &= \int_0^\pi (\pi - 2\theta) \left(\frac{2\alpha}{\pi \varepsilon^2} \sin(-2\theta) - \frac{1}{\varepsilon} \sin(-\theta)\right) d\theta = -\frac{2\alpha}{\varepsilon^2}. \\ \operatorname{Im} \int_0^\pi \frac{2\alpha}{12\pi \varepsilon e^{i\theta}} i\varepsilon e^{i\theta} d\theta &= \frac{\alpha}{6}. \\ \int_0^\pi i\varepsilon e^{i\theta} \mathcal{O}(\log \varepsilon) d\theta &= \mathcal{O}(\varepsilon \log \varepsilon), \quad \varepsilon \searrow 0. \end{aligned}$$

In summary, we have computed

$$\begin{aligned} \operatorname{Im} \int_{\Gamma_\varepsilon} h(s) ds &= \pi \log\left(\frac{\varepsilon^2}{2}\right) \frac{1}{6} \left(\frac{\pi}{\alpha} - \frac{\alpha}{\pi}\right) - \frac{2\alpha}{\varepsilon^2} + \frac{\alpha}{6} + \mathcal{O}(\varepsilon \log \varepsilon) \\ &= \log(\varepsilon) \frac{\pi^2 - \alpha^2}{3\alpha} - \pi \log 2 \frac{1}{6} \left(\frac{\pi}{\alpha} - \frac{\alpha}{\pi}\right) - \frac{2\alpha}{\varepsilon^2} + \frac{\alpha}{6} + \mathcal{O}(\varepsilon \log \varepsilon). \end{aligned}$$

We combine this with the calculation of the integrals along Γ_\pm ,

$$\begin{aligned} \lim_{R \rightarrow \infty} \operatorname{Im} \left(\int_{\Gamma_-} h(s) ds + \int_{\Gamma_+} h(s) ds \right) + \operatorname{Im} \int_{\Gamma_\varepsilon} h(s) ds &= -\frac{4\pi^2}{\alpha} \int_1^\infty \frac{e^{\pi t/\alpha}}{(e^t - 1)(1 - e^{\pi t/\alpha})^2} dt \\ &- \frac{4\pi^2}{\alpha} \int_\varepsilon^1 \left[\frac{e^{\pi t/\alpha}}{(e^t - 1)(1 - e^{\pi t/\alpha})^2} - \left(\frac{\alpha^2}{\pi^2 t^3} - \frac{\alpha^2}{2\pi^2 t^2} + \frac{\alpha^2 - \pi^2}{12\pi^2 t} \right) \right] dt \end{aligned}$$

$$\begin{aligned}
& + \frac{2\alpha}{\varepsilon^2} + \frac{\alpha^2 + \pi^2}{3\alpha} + \frac{\alpha^2 - \pi^2}{3\alpha} \log \varepsilon \\
& + \log(\varepsilon) \frac{\pi^2 - \alpha^2}{3\alpha} - \pi \log 2 \frac{1}{6} \left(\frac{\pi}{\alpha} - \frac{\alpha}{\pi} \right) - \frac{2\alpha}{\varepsilon^2} + \frac{\alpha}{6} + \mathcal{O}(\varepsilon \log \varepsilon),
\end{aligned}$$

resulting in

$$\begin{aligned}
& - \frac{4\pi^2}{\alpha} \int_1^\infty \frac{e^{\pi t/\alpha}}{(e^t - 1)(1 - e^{\pi t/\alpha})^2} dt \\
& - \frac{4\pi^2}{\alpha} \int_0^1 \left[\frac{e^{\pi t/\alpha}}{(e^t - 1)(1 - e^{\pi t/\alpha})^2} - \left(\frac{\alpha^2}{\pi^2 t^3} - \frac{\alpha^2}{2\pi^2 t^2} + \frac{\alpha^2 - \pi^2}{12\pi^2 t} \right) \right] dt \\
& + \frac{\alpha}{2} + \frac{\pi^2}{3\alpha} + \log 2 \frac{(\alpha^2 - \pi^2)}{6\alpha} \text{ as } \varepsilon \rightarrow 0.
\end{aligned}$$

We have therefore computed

$$\begin{aligned}
I(\alpha) &= i \sin \left(\frac{\pi^2}{\alpha} \right) \int_{-\infty}^\infty \frac{\log(1 + \cosh s)}{(1 + \cosh s)(\cosh(\pi s/\alpha) - \cos(\pi^2/\alpha))} ds \\
&= 4i \sum_{n=1}^{\lfloor \frac{\pi}{2\alpha} \rfloor} \frac{\alpha \log(1 - \cos(2n\alpha))}{1 - \cos(2n\alpha)} \\
&\quad - 2i \left(- \frac{4\pi^2}{\alpha} \int_1^\infty \frac{e^{\pi t/\alpha}}{(e^t - 1)(1 - e^{\pi t/\alpha})^2} dt \right) \\
&\quad - 2i \left(- \frac{4\pi^2}{\alpha} \int_0^1 \left[\frac{e^{\pi t/\alpha}}{(e^t - 1)(1 - e^{\pi t/\alpha})^2} - \left(\frac{\alpha^2}{\pi^2 t^3} - \frac{\alpha^2}{2\pi^2 t^2} + \frac{\alpha^2 - \pi^2}{12\pi^2 t} \right) \right] dt \right) \\
&\quad - 2i \left(\frac{\alpha}{2} + \frac{\pi^2}{3\alpha} + \log 2 \frac{(\alpha^2 - \pi^2)}{6\alpha} \right).
\end{aligned}$$

Consequently, we obtain that

$$\begin{aligned}
\sin(\pi^2/\alpha) \int_{-\infty}^\infty \frac{\log(1 + \cosh s)}{(1 + \cosh s)(\cosh(\pi s/\alpha) - \cos(\pi^2/\alpha))} ds &= 4\alpha \sum_{n=1}^{\lfloor \frac{\pi}{2\alpha} \rfloor} \frac{\log(1 - \cos(2n\alpha))}{1 - \cos(2n\alpha)} \\
&+ \frac{8\pi^2}{\alpha} \int_1^\infty \frac{e^{\pi t/\alpha}}{(e^t - 1)(1 - e^{\pi t/\alpha})^2} dt \\
&+ \frac{8\pi^2}{\alpha} \int_0^1 \left[\frac{e^{\pi t/\alpha}}{(e^t - 1)(1 - e^{\pi t/\alpha})^2} - \left(\frac{\alpha^2}{\pi^2 t^3} - \frac{\alpha^2}{2\pi^2 t^2} + \frac{\alpha^2 - \pi^2}{12\pi^2 t} \right) \right] dt \\
&- 2 \left(\frac{\alpha}{2} + \frac{\pi^2}{3\alpha} + \log 2 \frac{(\alpha^2 - \pi^2)}{6\alpha} \right),
\end{aligned}$$

and therefore

$$\begin{aligned}
& \frac{1}{8\pi\alpha} \sin(\pi^2/\alpha) \int_{-\infty}^\infty \frac{\log(1 + \cosh s)}{(1 + \cosh s)(\cosh(\pi s/\alpha) - \cos(\pi^2/\alpha))} ds = \frac{1}{2\pi} \sum_{n=1}^{\lfloor \frac{\pi}{2\alpha} \rfloor} \frac{\log(1 - \cos(2n\alpha))}{1 - \cos(2n\alpha)} \\
& + \frac{\pi}{\alpha^2} \int_1^\infty \frac{e^{\pi t/\alpha}}{(e^t - 1)(1 - e^{\pi t/\alpha})^2} dt + \frac{\pi}{\alpha^2} \int_0^1 \left[\frac{e^{\pi t/\alpha}}{(e^t - 1)(1 - e^{\pi t/\alpha})^2} - \left(\frac{\alpha^2}{\pi^2 t^3} - \frac{\alpha^2}{2\pi^2 t^2} + \frac{\alpha^2 - \pi^2}{12\pi^2 t} \right) \right] dt \\
& - \frac{1}{4\pi\alpha} \left(\frac{\alpha}{2} + \frac{\pi^2}{3\alpha} + \log 2 \frac{(\alpha^2 - \pi^2)}{6\alpha} \right).
\end{aligned}$$

□

For angles not of the form $\frac{\pi}{j}$ for any $j \in \mathbb{N}$, our formula reads

$$\frac{1}{3\pi} + \frac{\pi}{12\alpha^2} - \sum_{k=1}^{\lceil \frac{\pi}{2\alpha} - 1 \rceil} \frac{\gamma_e + \log |\sin(k\alpha)|}{2\pi \sin^2(k\alpha)} + \frac{1}{8\pi\alpha} \sin(\pi^2/\alpha) \int_{\mathbb{R}} \frac{-\log 2 + 2\gamma_e + \log(1 + \cosh(s))}{(1 + \cosh(s))(\cosh(\pi s/\alpha) - \cos(\pi^2/\alpha))} ds.$$

By Corollary 3

$$\begin{aligned} & \frac{1}{8\pi\alpha} \sin(\pi^2/\alpha) (-\log 2 + 2\gamma_e) \int_{\mathbb{R}} \frac{ds}{(1 + \cosh s) \left(\cosh \frac{\pi s}{\alpha} - \cos \frac{\pi^2}{\alpha} \right)} \\ &= \frac{1}{2} (-\log 2 + 2\gamma_e) \left(\frac{1}{12} \left(\frac{1}{\pi} - \frac{\pi}{\alpha^2} \right) + \frac{1}{2\pi} \sum_{k=1}^{\lceil \frac{\pi}{2\alpha} - 1 \rceil} \frac{1}{\sin^2(k\alpha)} \right). \end{aligned}$$

By Lemma 2

$$\begin{aligned} & \frac{1}{8\pi\alpha} \sin(\pi^2/\alpha) \int_{-\infty}^{\infty} \frac{\log(1 + \cosh s)}{(1 + \cosh s)(\cosh(\pi s/\alpha) - \cos(\pi^2/\alpha))} ds = \frac{1}{2\pi} \sum_{n=1}^{\lfloor \frac{\pi}{2\alpha} \rfloor} \frac{\log(1 - \cos(2n\alpha))}{1 - \cos(2n\alpha)} \\ &+ \frac{\pi}{\alpha^2} \int_1^{\infty} \frac{e^{\pi t/\alpha}}{(e^t - 1)(1 - e^{\pi t/\alpha})^2} dt + \frac{\pi}{\alpha^2} \int_0^1 \left[\frac{e^{\pi t/\alpha}}{(e^t - 1)(1 - e^{\pi t/\alpha})^2} - \left(\frac{\alpha^2}{\pi^2 t^3} - \frac{\alpha^2}{2\pi^2 t^2} + \frac{\alpha^2 - \pi^2}{12\pi^2 t} \right) \right] dt \\ & \quad - \frac{1}{4\pi\alpha} \left(\frac{\alpha}{2} + \frac{\pi^2}{3\alpha} + \log 2 \frac{(\alpha^2 - \pi^2)}{6\alpha} \right). \end{aligned}$$

Note that $\lfloor \frac{\pi}{2\alpha} \rfloor = \lceil \frac{\pi}{2\alpha} - 1 \rceil$. We consider the sums in our formula

$$\begin{aligned} & - \sum_{k=1}^{\lceil \frac{\pi}{2\alpha} - 1 \rceil} \frac{\gamma_e + \log |\sin(k\alpha)|}{2\pi \sin^2(k\alpha)} + \frac{1}{4\pi} (-\log 2 + 2\gamma_e) \sum_{k=1}^{\lceil \frac{\pi}{2\alpha} - 1 \rceil} \frac{1}{\sin^2(k\alpha)} + \frac{1}{2\pi} \sum_{k=1}^{\lfloor \frac{\pi}{2\alpha} \rfloor} \frac{\log(1 - \cos(2n\alpha))}{1 - \cos(2n\alpha)} \\ &= -\frac{1}{2\pi} \sum_{k=1}^{\lceil \frac{\pi}{2\alpha} - 1 \rceil} \frac{\log |\sin(k\alpha)|}{\sin^2(k\alpha)} - \frac{\log 2}{4\pi} \sum_{k=1}^{\lceil \frac{\pi}{2\alpha} - 1 \rceil} \frac{1}{\sin^2(k\alpha)} + \frac{1}{2\pi} \sum_{k=1}^{\lceil \frac{\pi}{2\alpha} - 1 \rceil} \frac{\log(1 - \cos(2n\alpha))}{1 - \cos(2n\alpha)}. \end{aligned}$$

Since $1 - \cos(2n\alpha) = 2 \sin^2(n\alpha)$, this is

$$= -\frac{1}{2\pi} \sum_{k=1}^{\lceil \frac{\pi}{2\alpha} - 1 \rceil} \frac{\log |\sin(k\alpha)|}{\sin^2(k\alpha)} - \frac{\log 2}{4\pi} \sum_{k=1}^{\lceil \frac{\pi}{2\alpha} - 1 \rceil} \frac{1}{\sin^2(k\alpha)} + \frac{1}{2\pi} \sum_{k=1}^{\lceil \frac{\pi}{2\alpha} - 1 \rceil} \frac{\log 2 + 2 \log |\sin(k\alpha)|}{2 \sin^2(k\alpha)} = 0.$$

Consequently, our variational formula simplifies to

$$\begin{aligned} & \frac{1}{3\pi} + \frac{\pi}{12\alpha^2} + \frac{1}{24} (-\log 2 + 2\gamma_e) \left(\frac{1}{\pi} - \frac{\pi}{\alpha^2} \right) - \frac{1}{4\pi\alpha} \left(\frac{\alpha}{2} + \frac{\pi^2}{3\alpha} + \log 2 \frac{(\alpha^2 - \pi^2)}{6\alpha} \right) \\ &+ \frac{\pi}{\alpha^2} \int_1^{\infty} \frac{e^{\pi t/\alpha}}{(e^t - 1)(1 - e^{\pi t/\alpha})^2} dt + \frac{\pi}{\alpha^2} \int_0^1 \left[\frac{e^{\pi t/\alpha}}{(e^t - 1)(1 - e^{\pi t/\alpha})^2} - \left(\frac{\alpha^2}{\pi^2 t^3} - \frac{\alpha^2}{2\pi^2 t^2} + \frac{\alpha^2 - \pi^2}{12\pi^2 t} \right) \right] dt \\ &= \frac{5}{24\pi} + \frac{\gamma_e - \log 2}{12} \left(\frac{\alpha^2 - \pi^2}{\pi\alpha^2} \right) \\ &+ \int_1^{\infty} \frac{\frac{\pi}{\alpha^2} e^{\pi t/\alpha}}{(e^t - 1)(1 - e^{\pi t/\alpha})^2} dt + \int_0^1 \left[\frac{\frac{\pi}{\alpha^2} e^{\pi t/\alpha}}{(e^t - 1)(1 - e^{\pi t/\alpha})^2} - \frac{1}{t} \left(\frac{1}{\pi t^2} - \frac{1}{2\pi t} + \frac{1}{12\pi} - \frac{\pi}{12\alpha^2} \right) \right] dt. \end{aligned}$$

The variational formula we obtained via independent methods in section 3 is

$$(4.6) \quad \frac{5}{24\pi} + \frac{1}{12}(\gamma_e - \log 2) \left(-\frac{\pi}{\alpha^2} + \frac{1}{\pi} \right) + \int_1^\infty \frac{\frac{\pi}{\alpha^2} e^{\frac{\pi}{\alpha} t}}{(e^{\pi t/\alpha} - 1)^2} \frac{dt}{e^t - 1} \\ + \int_0^1 \left(\frac{\frac{\pi}{\alpha^2} e^{\frac{\pi}{\alpha} t}}{(e^{\pi t/\alpha} - 1)^2} \frac{1}{e^t - 1} - \frac{1}{t} \left(\frac{1}{\pi t^2} - \frac{1}{2\pi t} + \frac{1}{12\pi} - \frac{\pi}{12\alpha^2} \right) \right) dt,$$

and indeed is equal.

4.2. Equating the variational formulas for angles of the form $\frac{\pi}{j}$. In this case, we use a different approach to equate the expressions, perhaps of independent interest. Assume that the angle

$$\alpha = \frac{\pi}{j}, \quad \text{for some } j \in \mathbb{N}.$$

We start with

$$\frac{d}{d\alpha} \zeta_{N+1}(s) = \frac{s\pi}{\alpha^2} \sum_{n \geq 1} \sum_{\ell \geq 1} \ell \left(\frac{\pi \ell}{\alpha} + n \right)^{-s-1}.$$

Evaluating this at $\alpha = \frac{\pi}{j}$ we obtain

$$\frac{j^2 s}{\pi} \sum_{n \geq 1} \sum_{\ell \geq 1} \ell (j\ell + n)^{-s-1}.$$

We shall split the sum over n into sums over the congruency classes of $\mathbb{Z}/j\mathbb{Z}$,

$$\sum_{n \geq 1} \sum_{\ell \geq 1} \ell (j\ell + n)^{-s-1} = \sum_{p=1}^j \sum_{m \geq 0} \sum_{\ell \geq 1} \ell (j\ell + mj + p)^{-s-1}, \quad n = mj + p.$$

We consider each of these sums separately for $p \in \{1, \dots, j\}$,

$$\sum_{m \geq 0} \sum_{\ell \geq 1} \ell (j\ell + mj + p)^{-s-1} = \sum_{m \geq 0} \sum_{\ell \geq 1} \ell j^{-s-1} \left(\ell + m + \frac{p}{j} \right)^{-s-1}.$$

Let us do a substitution, writing

$$k = \ell + m.$$

Then k ranges from 1 to ∞ , but the sum over ℓ is only from 1 to k , so this is

$$j^{-s-1} \sum_{k \geq 1} \sum_{\ell=1}^k \left(k + \frac{p}{j} \right)^{-s-1} \ell.$$

Now, we know that

$$\sum_{\ell=1}^k \ell = \frac{k(k+1)}{2},$$

so this is

$$\frac{1}{2} j^{-s-1} \sum_{k \geq 1} \left(k + \frac{p}{j} \right)^{-s-1} k(k+1) = \frac{1}{2} j^{-s-1} \sum_{k \geq 1} \left(k + \frac{p}{j} \right)^{-s-1} \left(k + \frac{p}{j} - \frac{p}{j} \right) \left(k + \frac{p}{j} + \frac{j-p}{j} \right) \\ = \frac{1}{2} j^{-s-1} \sum_{k \geq 1} \left(k + \frac{p}{j} \right)^{-s-1} \left[\left(k + \frac{p}{j} \right)^2 + \left(\frac{j-p}{j} - \frac{p}{j} \right) \left(k + \frac{p}{j} \right) - \frac{p(j-p)}{j^2} \right].$$

We now separate these terms by using the Hurwitz zeta function

$$\zeta_H(s; q) := \sum_{k \geq 0} (k + q)^{-s}.$$

Thus what we have is

$$\frac{1}{2}j^{-s-1} \left\{ \zeta_H \left(s-1; \frac{p}{j} \right) + \frac{j-2p}{j} \zeta_H \left(s; \frac{p}{j} \right) - \frac{p(j-p)}{j^2} \zeta_H \left(s+1; \frac{p}{j} \right) \right\}.$$

So we have computed that

$$\begin{aligned} \frac{d}{d\alpha} \Big|_{\alpha=\frac{\pi}{j}} \zeta_{N+1}(s) &= \frac{j^2 s}{\pi} \frac{1}{2} j^{-s-1} \sum_{p=1}^j \left\{ \zeta_H \left(s-1; \frac{p}{j} \right) + \frac{j-2p}{j} \zeta_H \left(s; \frac{p}{j} \right) - \frac{p(j-p)}{j^2} \zeta_H \left(s+1; \frac{p}{j} \right) \right\} \\ &= \text{I} + \text{II} + \text{III}. \end{aligned}$$

We need to compute the derivative of this at $s = 0$. Given the prefactor of s , in the first two terms we can simply set $s = 0$. The last term inside the curly braces is singular at $s = 0$, and more will be needed. We investigate term by term:

$$\frac{d}{ds} \Big|_{s=0} \text{I} = \frac{j^2}{\pi} \frac{1}{2} \frac{1}{j} \sum_{p=1}^j \zeta_H \left(-1; \frac{p}{j} \right) = \frac{j}{2\pi} \sum_{p=1}^j \zeta_H \left(-1; \frac{p}{j} \right) = \frac{j}{2\pi} \sum_{p=1}^j (-1) \frac{B_2(p/j)}{2},$$

by [37, 9.531]. By [37, 9.627], $B_2(x) = x^2 - x + \frac{1}{6}$, and so we have

$$\begin{aligned} -\frac{j}{4\pi} \sum_{p=1}^j B_2(p/j) &= -\frac{j}{4\pi} \sum_{p=1}^j \left(\frac{1}{6} - \frac{p}{j} + \frac{p^2}{j^2} \right) = -\frac{j}{4\pi} \left(\frac{j}{6} - \frac{j(j+1)}{2j} + \frac{j(j+1)(2j+1)}{6j^2} \right) \\ &= -\frac{j}{4\pi} \left(\frac{j}{6} - \frac{3(j+1)}{6} + \frac{(j+1)(2j+1)}{6j} \right) = -\frac{j}{4\pi} \left(\frac{-(2j+3)}{6} + \frac{(j+1)(2j+1)}{6j} \right) \\ &= -\frac{j}{4\pi} \left(-\frac{j(2j+1)}{6j} - \frac{1}{3} + \frac{(j+1)(2j+1)}{6j} \right) = -\frac{j}{4\pi} \left(\frac{2j+1}{6j} - \frac{1}{3} \right) = -\frac{1}{24\pi}. \end{aligned}$$

Next, we consider

$$\frac{d}{ds} \Big|_{s=0} \text{II} = \frac{j^2}{\pi} \frac{1}{2} \frac{1}{j} \sum_{p=1}^j \frac{j-2p}{j} \zeta_H \left(0; \frac{p}{j} \right) = \frac{j}{2\pi} \sum_{p=1}^j \frac{j-2p}{j} (-1) B_1 \left(\frac{p}{j} \right),$$

by [37, 9.531]. By [37, 9.627.1], $B_1(x) = x - \frac{1}{2}$, and so we have that this is

$$\frac{j}{2\pi} \sum_{p=1}^j \frac{j-2p}{j} (-1) \left(\frac{p}{j} - \frac{1}{2} \right) = -\frac{1}{2\pi} \sum_{p=1}^j (j-2p) \left(\frac{p}{j} - \frac{1}{2} \right) = \frac{j^2}{12\pi} + \frac{1}{6\pi}.$$

Since III is singular at $s = 0$, more care is needed. We therefore consider

$$\frac{j^2 s}{\pi} \frac{1}{2} j^{-s-1} \sum_{p=1}^j -\frac{p(j-p)}{j^2} \zeta_H \left(s+1; \frac{p}{j} \right) = -\frac{s j^{-s-1}}{2\pi} \sum_{p=1}^j p(j-p) \zeta_H \left(s+1; \frac{p}{j} \right).$$

Since

$$j^{-s-1} = \frac{1}{j} e^{-s \log j} = \frac{1}{j} (1 - s \log j + \mathcal{O}(s^2)),$$

by [37, 9.533.2] we have that

$$\zeta_H \left(s+1; \frac{p}{j} \right) = \frac{1}{s} - \psi \left(\frac{p}{j} \right) + \mathcal{O}(s), \quad s \rightarrow 0, \quad \psi(x) = \frac{d}{dx} \log \Gamma(x).$$

Consequently,

$$\begin{aligned} sj^{-s-1}\zeta_H\left(s+1;\frac{p}{j}\right) &= s\frac{1}{j}\left(1-s\log j+\mathcal{O}(s^2)\right)\left(\frac{1}{s}-\psi\left(\frac{p}{j}\right)\right) \\ &= \frac{s}{j}\left(\frac{1}{s}-\psi\left(\frac{p}{j}\right)-\log j+\mathcal{O}(s)\right)=\frac{1}{j}-\frac{s}{j}\left(\psi\left(\frac{p}{j}\right)+\log j+\mathcal{O}(s)\right). \end{aligned}$$

We therefore have that

$$\begin{aligned} \frac{d}{ds}\text{III}|_{s=0} &= \frac{1}{2\pi j}\sum_{p=1}^jp(j-p)\left(\psi\left(\frac{p}{j}\right)+\log j\right) \\ &= \frac{1}{2\pi j}\frac{j(j+1)(j-1)}{6}\log j+\frac{1}{2\pi j}\sum_{p=1}^jp(j-p)\psi\left(\frac{p}{j}\right) \\ &= \frac{j^2-1}{12\pi}\log j+\frac{1}{2\pi j}\sum_{p=1}^jp(j-p)\psi\left(\frac{p}{j}\right). \end{aligned}$$

In summary we have computed

$$\begin{aligned} \frac{d}{ds}\left(\frac{d}{d\alpha}\Big|_{\alpha=\frac{\pi}{j}}\zeta_{N+1}(s)\right)\Big|_{s=0} &= -\frac{1}{24\pi}+\frac{j^2}{12\pi}+\frac{1}{6\pi}+\frac{j^2-1}{12\pi}\log j+\frac{1}{2\pi j}\sum_{p=1}^jp(j-p)\psi\left(\frac{p}{j}\right) \\ &= \frac{1}{8\pi}+\frac{j^2}{12\pi}+\frac{j^2-1}{12\pi}\log j+\frac{1}{2\pi j}\sum_{p=1}^jp(j-p)\psi\left(\frac{p}{j}\right). \end{aligned}$$

Recall that

$$\zeta'_{S_\alpha}(0)=\zeta'_{\mathcal{N}+1}(0)+\frac{5}{24}\frac{\alpha}{\pi}-\frac{1}{12}\log 2\left(\frac{\alpha}{\pi}+\frac{\pi}{\alpha}\right).$$

Consequently,

$$\begin{aligned} \frac{d}{d\alpha}\zeta'_{S_\alpha}(0)\Big|_{\alpha=\frac{\pi}{j}} &= \frac{d}{ds}\left(\frac{d}{d\alpha}\Big|_{\alpha=\frac{\pi}{j}}\zeta_{N+1}(s)\right)\Big|_{s=0}+\frac{5}{24\pi}-\frac{1}{12}\log 2\left(\frac{1}{\pi}-\frac{j^2}{\pi}\right) \\ &= \frac{1}{3\pi}+\frac{j^2}{12\pi}+\frac{1}{12\pi}(j^2-1)\log(2j)+\frac{1}{2\pi j}\sum_{p=1}^jp(j-p)\psi\left(\frac{p}{j}\right). \end{aligned}$$

It is convenient now to combining the $\log(2j)$ term together with the sum, recalling that

$$\sum_{p=1}^jp(j-p)=\frac{j(j+1)(j-1)}{6}\implies\frac{j^2-1}{12\pi}\log(2j)=\frac{1}{2\pi j}\sum_{p=1}^jp(j-p)\log(2j).$$

Consequently, we wish to compute

$$\frac{1}{2\pi j}\sum_{p=1}^jp(j-p)\left(\log(2j)+\psi\left(\frac{p}{j}\right)\right)=\frac{1}{2\pi j}\sum_{p=1}^{j-1}p(j-p)\left(\log(2j)+\psi\left(\frac{p}{j}\right)\right).$$

By [37, 8.363.6], for $2\leq j\in\mathbb{N}$ and $\mathbb{N}\ni p\leq j-1$,

$$\psi\left(\frac{p}{j}\right)=-\gamma_e-\log(2j)-\frac{\pi}{2}\cot\left(\frac{p\pi}{j}\right)+2\sum_{k=1}^{\lfloor\frac{j+1}{2}\rfloor-1}\left[\cos\left(\frac{2kp\pi}{j}\right)\log\sin\left(\frac{k\pi}{j}\right)\right].$$

Thus, we would like to show that

$$\frac{1}{2\pi j} \sum_{p=1}^j p(j-p) \left(\log(2j) + \psi\left(\frac{p}{j}\right) \right) = \sum_{k \in W_\alpha} \frac{-2\gamma_e + \log 2 - \log(1 - \cos(2k\alpha))}{4\pi(1 - \cos(2k\alpha))}.$$

By Proposition 3, we have proven that

$$\begin{aligned} \sum_{k \in W_\alpha} \frac{-2\gamma_e + \log 2 - \log(1 - \cos(2k\alpha))}{4\pi(1 - \cos(2k\alpha))} &= -\frac{\gamma_e}{12\pi} \left(\frac{\pi^2}{\alpha^2} - 1 \right) - \frac{1}{2\pi} \sum_{k=1}^{k_{max}} \frac{\log |\sin(k\alpha)|}{\sin^2(k\alpha)}, \\ &= -\frac{\gamma_e}{12\pi} (j^2 - 1) - \frac{1}{2\pi} \sum_{k=1}^{\lfloor \frac{j-1}{2} \rfloor} \frac{\log \left| \sin \left(\frac{k\pi}{j} \right) \right|}{\sin^2 \left(\frac{k\pi}{j} \right)}, \end{aligned}$$

when $\alpha = \frac{\pi}{j}$. We therefore wish to show that

$$\frac{1}{2\pi j} \sum_{p=1}^j p(j-p) \left(\log(2j) + \psi\left(\frac{p}{j}\right) \right) = -\frac{\gamma_e}{12\pi} (j^2 - 1) - \frac{1}{2\pi} \sum_{k=1}^{\lfloor \frac{j-1}{2} \rfloor} \frac{\log \left| \sin \left(\frac{k\pi}{j} \right) \right|}{\sin^2 \left(\frac{k\pi}{j} \right)}.$$

We observe that

$$\sum_{p=1}^j p(j-p) = \sum_{p=1}^{j-1} p(j-p) = \frac{j(j+1)(j-1)}{6} \implies \frac{1}{2\pi j} \sum_{p=1}^{j-1} -\gamma_e p(j-p) = -\frac{\gamma_e}{12\pi} (j^2 - 1).$$

Consequently, we wish to prove that

$$\begin{aligned} \frac{1}{2\pi j} \sum_{p=1}^{j-1} p(j-p) \left(-\frac{\pi}{2} \cot \left(\frac{p\pi}{j} \right) + 2 \sum_{k=1}^{\lfloor \frac{j+1}{2} \rfloor - 1} \left[\cos \left(\frac{2kp\pi}{j} \right) \log \sin \left(\frac{k\pi}{j} \right) \right] \right) \\ = -\frac{1}{2\pi} \sum_{k=1}^{\lfloor \frac{j-1}{2} \rfloor} \frac{\log \left| \sin \left(\frac{k\pi}{j} \right) \right|}{\sin^2 \left(\frac{k\pi}{j} \right)}. \end{aligned}$$

Consider

$$\sum_{p=1}^{j-1} p(j-p) \cot \left(\frac{p\pi}{j} \right).$$

In case j is odd, we split the sum into

$$\sum_{p=1}^{\frac{j-1}{2}} + \sum_{p=\frac{j+1}{2}}^{j-1}.$$

In the second sum, we use the substitution $k = j - p$ to obtain

$$\begin{aligned} \sum_{p=1}^{j-1} p(j-p) \cot \left(\frac{p\pi}{j} \right) &= \sum_{p=1}^{\frac{j-1}{2}} p(j-p) \cot \left(\frac{p\pi}{j} \right) + \sum_{k=\frac{j-1}{2}}^1 (j-k)k \cot \left(\frac{(j-k)\pi}{j} \right) \\ &= \sum_{p=1}^{\frac{j-1}{2}} p(j-p) \cot \left(\frac{p\pi}{j} \right) + \sum_{k=\frac{j-1}{2}}^1 (j-k)k \cot \left(\frac{-k\pi}{j} \right) = 0. \end{aligned}$$

For j even, we note that

$$p = \frac{j}{2} \implies \cot\left(\frac{j\pi}{2j}\right) = 0.$$

Consequently,

$$\sum_{p=1}^{j-1} = \sum_{p=1}^{\frac{j}{2}-1} + \sum_{p=\frac{j}{2}+1}^{j-1}.$$

Again substituting $k = j - p$ in the second sum we obtain

$$\sum_{p=1}^{j-1} p(j-p) \cot\left(\frac{p\pi}{j}\right) = \sum_{p=1}^{\frac{j}{2}-1} p(j-p) \cot\left(\frac{p\pi}{j}\right) + \sum_{k=\frac{j}{2}-1}^1 (j-k)k \cot\left(\frac{(j-k)\pi}{j}\right) = 0.$$

We therefore wish to prove that

$$\frac{1}{\pi j} \sum_{p=1}^{j-1} p(j-p) \sum_{k=1}^{\lfloor \frac{j+1}{2} \rfloor - 1} \left[\cos\left(\frac{2kp\pi}{j}\right) \log \sin\left(\frac{k\pi}{j}\right) \right] = -\frac{1}{2\pi} \sum_{k=1}^{\lfloor \frac{j-1}{2} \rfloor} \frac{\log \left| \sin\left(\frac{k\pi}{j}\right) \right|}{\sin^2\left(\frac{k\pi}{j}\right)}.$$

By [37, 1.352]

$$\sum_{k=1}^{n-1} k \cos(kx) = \frac{n \sin\left(\frac{2n-1}{2}x\right)}{2 \sin\left(\frac{x}{2}\right)} - \frac{1 - \cos(nx)}{4 \sin^2\left(\frac{x}{2}\right)}.$$

In our application, we have $x = \frac{2k\pi}{j}$, letting $n = j$, so

$$\begin{aligned} \sum_{p=1}^{j-1} p \cos\left(\frac{2k\pi}{j}p\right) &= \frac{j \sin\left(\frac{2j-1}{2}\frac{2k\pi}{j}\right)}{2 \sin\left(\frac{k\pi}{j}\right)} - \frac{1 - \cos\left(j\frac{2k\pi}{j}\right)}{4 \sin^2\left(\frac{k\pi}{j}\right)} \\ &= \frac{j \sin\left(\frac{2j-1}{j}k\pi\right)}{2 \sin\left(\frac{k\pi}{j}\right)} = \frac{j \sin\left(2k\pi - \frac{k\pi}{j}\right)}{2 \sin\left(\frac{k\pi}{j}\right)} = -\frac{j}{2}. \end{aligned}$$

We therefore have

$$\sum_{p=1}^{j-1} pj \cos\left(\frac{2k\pi}{j}p\right) = -\frac{j^2}{2}.$$

We also need to compute

$$\sum_{p=1}^{j-1} p^2 \cos\left(\frac{2kp\pi}{j}\right).$$

For this we differentiate [37, 1.352], obtaining

$$\begin{aligned} \frac{d}{dx} \sum_{k=1}^{n-1} k \sin(kx) &= \sum_{k=1}^{n-1} k^2 \cos(kx) = \frac{d}{dx} \left(\frac{\sin(nx)}{4 \sin^2\left(\frac{x}{2}\right)} - \frac{n \cos\left(\frac{2n-1}{2}x\right)}{2 \sin\left(\frac{x}{2}\right)} \right) \\ &= \frac{1}{4} \frac{n \cos(nx) \sin^2\left(\frac{x}{2}\right) - \sin(nx) 2 \sin\left(\frac{x}{2}\right) \cos\left(\frac{x}{2}\right) \frac{1}{2}}{\sin^4\left(\frac{x}{2}\right)} \\ &\quad - \frac{n}{2} \left[\frac{(-1) \left(\frac{2n-1}{2}\right) \sin\left(\frac{2n-1}{2}x\right) \sin\left(\frac{x}{2}\right) - \cos\left(\frac{2n-1}{2}x\right) \cos\left(\frac{x}{2}\right) \frac{1}{2}}{\sin^2\left(\frac{x}{2}\right)} \right] \end{aligned}$$

$$= \frac{1}{4} \frac{n \cos(nx) \sin\left(\frac{x}{2}\right) - \sin(nx) \cos\left(\frac{x}{2}\right)}{\sin^3\left(\frac{x}{2}\right)} + \frac{n \left(\frac{2n-1}{2}\right) \sin\left(\frac{2n-1}{2}x\right) \sin\left(\frac{x}{2}\right) + \cos\left(\frac{2n-1}{2}x\right) \cos\left(\frac{x}{2}\right) \frac{1}{2}}{\sin^2\left(\frac{x}{2}\right)}.$$

For

$$x = \frac{2k\pi}{j}, \quad n = j,$$

we have

$$\begin{aligned} \cos(nx) &= \cos\left(j \frac{2k\pi}{j}\right) = 1, \\ \cos\left(\frac{2n-1}{2}x\right) &= \cos\left(\left(j - \frac{1}{2}\right) \frac{2k\pi}{j}\right) = \cos\left(-\frac{k\pi}{j}\right) = \cos\left(\frac{k\pi}{j}\right), \\ \cos\left(\frac{x}{2}\right) &= \cos\left(\frac{k\pi}{j}\right), \\ \sin(nx) &= \sin\left(j \frac{2k\pi}{j}\right) = 0, \\ \sin\left(\frac{2n-1}{2}x\right) &= \sin\left(-\frac{k\pi}{j}\right) = -\sin\left(\frac{k\pi}{j}\right), \\ \sin\left(\frac{x}{2}\right) &= \sin\left(\frac{k\pi}{j}\right). \end{aligned}$$

Consequently,

$$\begin{aligned} \sum_{p=1}^{j-1} p^2 \cos\left(\frac{2kp\pi}{j}\right) &= \frac{j}{4 \sin^2\left(\frac{k\pi}{j}\right)} + \frac{j}{2} \frac{\left[\left(j - \frac{1}{2}\right) \left(-\sin^2\left(\frac{k\pi}{j}\right)\right) + \frac{1}{2} \cos^2\left(\frac{k\pi}{j}\right)\right]}{\sin^2\left(\frac{k\pi}{j}\right)} \\ &= \frac{j}{4 \sin^2\left(\frac{k\pi}{j}\right)} + \frac{j}{2 \sin^2\left(\frac{k\pi}{j}\right)} \left(\frac{1}{2} \cos^2\left(\frac{k\pi}{j}\right) - j \sin^2\left(\frac{k\pi}{j}\right) + \frac{1}{2} \sin^2\left(\frac{k\pi}{j}\right)\right) \\ &= \frac{j}{4 \sin^2\left(\frac{k\pi}{j}\right)} + \frac{j}{2 \sin^2\left(\frac{k\pi}{j}\right)} \left(\frac{1}{2} - j \sin^2\left(\frac{k\pi}{j}\right)\right) \\ &= \frac{j}{2 \sin^2\left(\frac{k\pi}{j}\right)} - \frac{1}{2} j^2. \end{aligned}$$

We therefore have

$$\sum_{p=1}^{j-1} p(j-p) \cos\left(\frac{2kp\pi}{j}\right) = -\frac{j^2}{2} - \left(\frac{j}{2 \sin^2\left(\frac{k\pi}{j}\right)} - \frac{1}{2} j^2\right) = -\frac{j}{2 \sin^2\left(\frac{k\pi}{j}\right)}.$$

This shows that

$$\frac{1}{\pi j} \sum_{p=1}^{j-1} p(j-p) \cos\left(\frac{2kp\pi}{j}\right) = -\frac{1}{2\pi \sin^2\left(\frac{k\pi}{j}\right)}.$$

Note that

$$\left\lfloor \frac{j+1}{2} \right\rfloor - 1 = \left\lfloor \frac{j-1}{2} \right\rfloor.$$

Consequently,

$$\frac{1}{\pi j} \sum_{p=1}^{j-1} p(j-p) \sum_{k=1}^{\left\lfloor \frac{j+1}{2} \right\rfloor - 1} \left[\cos\left(\frac{2kp\pi}{j}\right) \log \sin\left(\frac{k\pi}{j}\right) \right]$$

$$\begin{aligned}
&= \sum_{k=1}^{\lfloor \frac{j-1}{2} \rfloor} \frac{1}{\pi j} \sum_{p=1}^{j-1} p(j-p) \left[\cos \left(\frac{2kp\pi}{j} \right) \log \sin \left(\frac{k\pi}{j} \right) \right] \\
&= -\frac{1}{2\pi} \sum_{k=1}^{\lfloor \frac{j-1}{2} \rfloor} \frac{\log \sin \left(\frac{k\pi}{j} \right)}{\sin^2 \left(\frac{k\pi}{j} \right)}.
\end{aligned}$$

5. THE DETERMINANT OF FINITE CONES

We compute the eigenvalues of a finite cone with Dirichlet boundary condition imposed at $r = 1$, where (r, θ) are coordinates on the cone whose tip lies at $r = 0$. The standard metric on the cone, as described in the introduction, is

$$g = dr^2 + r^2 d\theta^2, \quad \text{for a cone of opening angle } 2\alpha.$$

The metric $d\theta^2$ is the standard metric on the circle of length 2α . We therefore compute in an analogous way to the sector that the eigenfunctions on the cross section (up to L^2 normalization) are

$$\Theta_\ell(\theta) = e^{\frac{i\ell\theta\pi}{\alpha}},$$

with eigenvalues on the cross section

$$\nu_\ell = \frac{\ell^2 \pi^2}{\alpha^2}.$$

Then we see that apart from $\ell = 0$, the eigenvalues on the cross section have multiplicity two. The total eigenfunctions for the finite cone are then, up to L^2 normalization,

$$J_{|\ell|\pi/\alpha}(\lambda_{n,\ell} r) \Theta_\ell(\theta) \quad \ell \in \pm\mathbb{N}, \quad n \in \mathbb{N}$$

together with

$$J_0(\lambda_{n,0} r).$$

The eigenvalues

$$\lambda_{n,\ell}^2 = \text{the square of the } n^{\text{th}} \text{ positive zero of the Bessel function of order } |\ell|\pi/\alpha.$$

For $\ell \neq 0$, the eigenvalues $\lambda_{n,\ell}^2$ each appear with multiplicity two; those with $\ell = 0$ are simple.

For a circular sector in the plane of radius one and opening angle α , we have already seen that its Dirichlet eigenvalues are equal to

$$\{\lambda_{n,\ell}^2\}_{n,\ell \geq 1}.$$

Hence, we can write the spectral zeta function for the finite cone, $C_{2\alpha}$ the cone of opening angle 2α and height 1, as

$$(5.1) \quad \zeta_{C_{2\alpha}}(s) = 2\zeta_{S_\alpha}(s) + \sum_{n \geq 1} \lambda_{n,0}^{-s},$$

where above, $\zeta_{S_\alpha}(s)$ is the zeta function for the circular sector, S_α , of radius one and opening angle α .

So, because we know a priori that $\zeta_{C_{2\alpha}}(s)$ and $\zeta_{S_\alpha}(s)$ have meromorphic extensions which are regular at $s = 0$, we obtain the same for

$$\xi_0(s) := \sum_{n \geq 1} \lambda_{n,0}^{-s}.$$

5.0.1. *Zero angular momentum.* In physics, since the angular component of each of $\lambda_{\ell,0}$, this corresponds to zero angular momentum. We wish to compute

$$\xi'_0(0), \quad \xi_0(s) = \sum_{n \geq 1} \lambda_{n,0}^{-s},$$

where $J_0(\lambda_{n,0}) = 0$, thus $\lambda_{n,0}$ is the n^{th} positive zero of the Bessel function J_0 . By [45, p. 57],

$$\xi_0(s) = \int_{\gamma} \frac{1}{2\pi i} k^{-2s} \frac{d}{dk} \log J_0(k) dk = \frac{\sin \pi s}{\pi} \int_0^{\infty} z^{-2s} \frac{d}{dz} \log I_0(z) dz, \quad \frac{1}{2} < \operatorname{Re}(s) < 1.$$

The contour above is given in [45, p. 43]. It is not terribly important for our purposes, so we simply recall that it encloses all eigenvalues which are on the positive real axis.

The behaviour as $z \rightarrow 0$ and ∞ is respectively,

$$I_0(z) = 1 + \frac{z^2}{4} + \mathcal{O}(z^4), \quad \text{for small values of } z,$$

$$\log I_0(z) \sim z - \frac{1}{2} \log(2\pi z) + \mathcal{O}(1/z), \quad z \rightarrow \infty.$$

Let us investigate the $\mathcal{O}(1/z)$ term; note that this is ‘big-O’ notation. We split the integral

$$\begin{aligned} \xi_0(s) &= \frac{\sin \pi s}{\pi} \left(\int_0^1 + \int_1^{\infty} \right) z^{-2s} \frac{d}{dz} \log I_0(z) dz \\ &= \frac{\sin \pi s}{\pi} \int_0^1 z^{-2s} \frac{d}{dz} \log I_0(z) dz + \frac{\sin \pi s}{\pi} \int_1^{\infty} z^{-2s} \frac{d}{dz} \left(\log I_0(z) - z + \frac{1}{2} \log(2\pi z) \right) dz \\ &\quad + \frac{\sin \pi s}{\pi} \int_1^{\infty} z^{-2s} \frac{d}{dz} \left(z - \frac{1}{2} \log(2\pi z) \right) dz. \end{aligned}$$

This is helpful because

$$\log I_0(z) - z + \frac{1}{2} \log(2\pi z) \sim \mathcal{O}(1/z), \quad z \rightarrow \infty.$$

The term $\mathcal{O}(1/z)$ tends to

$$\int_1^{\infty} z^{-2s} \frac{d}{dz} \frac{1}{z} dz = - \int_1^{\infty} z^{-2s-2} dz = \frac{-1}{2s+1}, \quad \operatorname{Re}(s) > -1/2.$$

Continuing these calculations,

$$\begin{aligned} \xi_0(s) &= \frac{\sin \pi s}{\pi} \int_0^1 z^{-2s} \frac{d}{dz} \log I_0(z) dz + \frac{\sin \pi s}{\pi} \int_1^{\infty} z^{-2s} \frac{d}{dz} \left(\log I_0(z) - z + \frac{1}{2} \log(2\pi z) \right) dz \\ &\quad + \frac{\sin \pi s}{\pi} \int_1^{\infty} z^{-2s} \left(1 - \frac{1}{2z} \right) dz. \end{aligned}$$

We compute this last integral which gives

$$\left\{ \frac{z^{-2s+1}}{1-2s} - \frac{1}{2} \frac{z^{-2s}}{-2s} \right\} \Big|_1^{\infty} = \frac{1}{2s-1} - \frac{1}{4s}, \quad \operatorname{Re} s > \frac{1}{2}.$$

So, all together we have computed that

$$\begin{aligned} \xi_0(s) &= \frac{\sin \pi s}{\pi} \int_0^1 z^{-2s} \frac{d}{dz} \log I_0(z) dz + \frac{\sin \pi s}{\pi} \int_1^{\infty} z^{-2s} \frac{d}{dz} \left(\log I_0(z) - z + \frac{1}{2} \log(2\pi z) \right) dz \\ &\quad + \frac{\sin \pi s}{\pi} \left(\frac{1}{2s-1} - \frac{1}{4s} \right), \quad \frac{1}{2} < \operatorname{Re} s < 1. \end{aligned}$$

Although the last term has a simple pole at $s = \frac{1}{2}$, this expression admits a meromorphic extension to $-\frac{1}{2} < \operatorname{Re} s < 1$ that is holomorphic in a neighborhood of 0 due to the vanishing of the pre-factor, $\sin(\pi s)$. We therefore compute:

$$\begin{aligned}\xi'_0(0) &= \left. \frac{d}{ds} \frac{\sin \pi s}{\pi} \right|_{s=0} \left(\log I_0(1) - \log I_0(0) - \log I_0(1) + 1 - \frac{1}{2} \log(2\pi) - 1 \right) \\ &= -\frac{1}{2} \log(2\pi),\end{aligned}$$

since $I_0(0) = 1$.

Consequently, we obtain the formula for

$$(5.2) \quad \zeta'_{C_{2\alpha}}(0) = 2\zeta'_{S_\alpha}(0) - \frac{1}{2} \log(2\pi).$$

Equivalently, we have

$$(5.3) \quad -\log \det(\Delta_{C_\alpha}) = -2 \log \det(\Delta_{S_{\alpha/2}}) - \frac{1}{2} \log(2\pi).$$

We compute that this is equal to

$$\begin{aligned}-\log(\det(\Delta_{C_\alpha})) &= -\frac{1}{2} \log(2\pi) + \frac{1}{2}(\gamma_e + 2) + \frac{5}{24\pi}\alpha + \frac{1}{6}(\gamma_e - \log 2) \left(\frac{2\pi}{\alpha} + \frac{\alpha}{2\pi} \right) \\ &\quad + 2 \int_1^\infty \frac{1}{t} \frac{1}{e^{\frac{2\pi}{\alpha}t} - 1} \frac{1}{e^t - 1} dt \\ &\quad + 2 \int_0^1 \frac{1}{t} \left(\frac{1}{e^{\frac{2\pi}{\alpha}t} - 1} \frac{1}{e^t - 1} - \frac{\alpha}{2\pi t^2} + \frac{\pi + \alpha/2}{2\pi t} - \frac{\pi^2 + 3\pi\alpha/2 + \frac{\alpha^2}{4}}{6\pi\alpha} \right) dt.\end{aligned}$$

Moreover, the derivative with respect to variation of the angle is

$$\begin{aligned}\frac{d}{d\alpha} (-\log(\det(\Delta_{C_\alpha}))) &= \frac{5}{24\pi} + \frac{1}{6}(\gamma_e - \log 2) \left(-\frac{2\pi}{\alpha^2} + \frac{1}{2\pi} \right) + 2 \int_1^\infty \frac{\frac{2\pi}{\alpha^2} e^{\frac{2\pi}{\alpha}t}}{(e^{2\pi t/\alpha} - 1)^2} \frac{1}{e^t - 1} dt \\ &\quad + 2 \int_0^1 \left(\frac{\frac{2\pi}{\alpha^2} e^{\frac{2\pi}{\alpha}t}}{(e^{2\pi t/\alpha} - 1)^2} \frac{1}{e^t - 1} - \frac{1}{t} \left(\frac{1}{2\pi t^2} - \frac{1}{4\pi t} - \frac{\pi}{6\alpha^2} + \frac{1}{24\pi} \right) \right) dt.\end{aligned}$$

By (5.3), this variation is also equal to

$$(5.4) \quad \left. \frac{d}{d\gamma} (-2 \log \det(\Delta_{S_\gamma})) \right|_{\gamma=\frac{\alpha}{2}} \frac{1}{2} = \left. \frac{d}{d\gamma} (-\log \det(\Delta_{S_\gamma})) \right|_{\gamma=\frac{\alpha}{2}}.$$

We note that replacing α by $\frac{\alpha}{2}$ in (3.12) the result is equal to the expression in (5.4).

APPENDIX A. HEAT TRACE CONTRIBUTION FOR CONICAL SINGULARITIES

The heat kernel for a cone of angle 2α was obtained by Carslaw [16]

$$(A.1) \quad H_{2\alpha}(r, \phi, r', \phi', t) = \frac{e^{-(r^2+r'^2)/4t}}{8\pi\alpha t} \int_{A_\phi} e^{rr' \cos(z-\phi)/2t} \frac{e^{i\pi z/\alpha}}{e^{i\pi z/\alpha} - e^{i\pi\phi'/\alpha}} dz.$$

The contour A_ϕ in the complex plane is described and depicted in [3, §6]; we omit this detail here as it is not pertinent to our present aim. This expression can be used to obtain the Dirichlet

and Neumann heat kernels for a sector of angle α by the method of images as done in [3, §6]. One may also reverse the process to obtain the heat kernel for the cone of angle 2α ,

$$(A.2) \quad H_{2\alpha}(r, \phi, r', \phi', t) = \frac{1}{2} \left(\tilde{H}_D + \tilde{H}_N \right).$$

The meaning of \tilde{H}_D is that it is the odd extension of the Dirichlet heat kernel H_D , originally defined on the sector of angle α , extended to an odd function on the double of the sector. This is an odd function with respect to the involution that swaps the two identical sectors of angle α . Similarly, \tilde{H}_N is the even extension of the Neumann heat kernel H_N , originally defined on the sector of angle α and extended to the double of the sector, that of angle 2α , to be an even function with respect to this involution.

The heat kernel for an infinite sector of opening angle α with the Dirichlet and Neumann boundary conditions also admit an explicit integral representation. Let

$$\begin{aligned} A &:= \int_0^\infty K_{i\mu}(r\sqrt{s})K_{i\mu}(r_0\sqrt{s}) \cosh(\pi - |\phi_0 - \phi|)\mu d\mu, \\ B &:= \int_0^\infty K_{i\mu}(r\sqrt{s})K_{i\mu}(r_0\sqrt{s}) \frac{\sinh \pi\mu}{\sinh \alpha\mu} \cosh(\phi + \phi_0 - \alpha)\mu d\mu, \\ C &:= \int_0^\infty K_{i\mu}(r\sqrt{s})K_{i\mu}(r_0\sqrt{s}) \frac{\sinh(\pi - \alpha)\mu}{\sinh \alpha\mu} \cosh(\phi - \phi_0)\mu d\mu. \end{aligned}$$

Above $K_{i\mu}$ is the modified Bessel function of the second type. The Dirichlet and Neumann Green's functions for the infinite sector of angle α , are, respectively,

$$G_D = \frac{1}{\pi^2} (A - B + C), \quad G_N = \frac{1}{\pi^2} (A + B + C).$$

The spectral parameter is s . Using functional calculus one may prove that the heat kernel is obtained by taking the inverse Laplace transform in the s variable, that is

$$H_D(r, \phi, r', \phi', t) = \mathcal{L}^{-1}(G_D)(t), \quad H_N(r, \phi, r', \phi', t) = \mathcal{L}^{-1}(G_N)(t).$$

The contributions of the terms A , B , and C to the heat trace were computed in [60, §3]; see also [70]. In particular, we computed the integral of each of these expressions, along the diagonal $r = r_0$ and $\phi = \phi_0$ over the region $[0, R]_r \times [0, \alpha]_\phi$ with respect to polar coordinates (r, ϕ) .

The contribution from the A term according to [59, §3.1.1] is

$$(A.3) \quad \int_0^\alpha \int_0^R \frac{1}{\pi^2} \mathcal{L}^{-1}(A) r dr d\phi = \frac{\alpha R^2}{8\pi t} = \frac{\text{Area}}{4\pi t}.$$

The B term contributes [60, §3.1.2]

$$(A.4) \quad \frac{R}{4\sqrt{\pi t}} + O(\sqrt{t}), \quad t \downarrow 0.$$

Here we recognize the familiar perimeter term:

$$\frac{\text{Perimeter}}{8\sqrt{\pi t}}.$$

The term C contributes to the trace [60, §3.1.3]

$$(A.5) \quad \frac{\pi^2 - \alpha^2}{24\pi\alpha}.$$

This shows that if we use the expression in (A.2), since we integrate over two copies of the sector of angle α , the contribution to the t^0 term in the heat trace for the cone of angle 2α is

$$\frac{1}{2} \left(2 \frac{\pi^2 - \alpha^2}{24\pi\alpha} + 2 \frac{\pi^2 - \alpha^2}{24\pi\alpha} \right) = \frac{\pi^2 - \alpha^2}{12\pi\alpha}.$$

In terms of the opening angle of the cone,

$$\gamma = 2\alpha,$$

we may re-write this as

$$\frac{\pi^2 - (\gamma/2)^2}{12\pi\gamma/2} = \frac{(2\pi)^2 - \gamma^2}{24\pi\gamma}.$$

Note that our calculation agrees with Cheeger's expression [17, 4.42], and we have computed by a completely independent method.

REFERENCES

- [1] Akutagawa, K. Carron, G. and Mazzeo, R. *The Yamabe problem on Dirichlet spaces*, Tsinghua lectures in mathematics, Adv. Lect. Math. (ALM), vol. 45, Int. Press, Somerville, MA, [2019] ©2019, pp. 101–122. MR 3971549
- [2] Aldana, C.L. *Asymptotics of relative heat traces and determinants on open surfaces of finite area*, Ann. Global Anal. Geom. **44**, no. 2, 169–216, (2013). MR 3073586
- [3] Aldana, C. L. and Rowlett, J. *A Polyakov formula for sectors*, J. Geom. Anal. **28**, no. 2, 1773–1839, (2018). MR 3790520
- [4] ———, *Correction to: A Polyakov Formula for Sectors*, J. Geom. Anal. **30**, no. 3, 3371–3372, (2020). MR 4105155
- [5] Alvarez, O. *Theory of strings with boundaries: fluctuations, topology and quantum geometry*, Nuclear Phys. B **216**, no. 1, 125–184, (1983). MR 701643
- [6] Aurell, E. and Salomonson, P. *On functional determinants of Laplacians in polygons and simplicial complexes*, Comm. Math. Phys. **165**, no. 2, 233–259, (1994). MR 1301847
- [7] Barvinsky, A.O., Valeri, Frolov, P. and Zelnikov, A.I. *Wavefunction of a Black Hole and the Dynamical Origin of Entropy*. *Phys. Rev. D*, 51:1741–1763, (1995).
- [8] Blau, S.K., Visser, M. and Wipf, A. *Determinants of conformal wave operators in four dimensions*. *Phys. Lett.*, B209:209–213, (1988).
- [9] ——— *Determinants, Dirac operators, and one loop physics*. *Int. J. Mod. Phys.*, A4:1467–1484, (1989).
- [10] Bordag, M., Kirsten, K. and Dowker, S. *Heat-kernels and functional determinants on the generalized cone*, Comm. Math. Phys. **182** (1996), no. 2, 371–393. MR 1447298
- [11] Branson, T.P., Chang, S.-Y.A. and Yang, P.C. *Estimates and extremals for zeta function determinants on four-manifolds*. *Commun. Math. Phys.*, 149:241–262, (1992).
- [12] Branson, T.P. and Gilkey, P.B. *The functional determinant of a 4-dimensional boundary-value problem*. *Trans. Am. Math. Soc.*, 344:479–531, (1994).
- [13] Brüning, J. and Seeley, R. *The resolvent expansion for second order regular singular operators*, J. Funct. Anal. **73**, no. 2, 369–429, (1987). MR 899656
- [14] Buchbinder, I. L., Gusynin, V.P. and Fomin, P.I. *Functional determinants and effective action for conformal scalar and spinor fields in external gravitational field*. (in Russian). *Sov. J. Nucl. Phys.*, 44:534–539, (1986).
- [15] Callan Jr., C. G. and Wilczek, F. *On geometric entropy*. *Phys. Lett. B*, 333:55–61, (1994).
- [16] Carslaw, H. S. *The Green's Function for a Wedge of any Angle, and Other Problems in the Conduction of Heat*, Proc. London Math. Soc. (2) **8**, 365–374, (1910). MR 1577438
- [17] Cheeger, J. *Spectral geometry of singular Riemannian spaces*, J. Differential Geom. **18** (1983), no. 4, 575–657 (1984). MR 730920
- [18] Cognola, G., Kirsten, K. and Vanzo, L. *Free and selfinteracting scalar fields in the presence of conical singularities*. *Phys. Rev.*, D49:1029–1038, (1994).
- [19] Davies, E.B. *Non-Gaussian aspects of heat kernel behaviour*, J. London Math. Soc. (2) **55**, no. 1, 105–125, (1997). MR 1423289
- [20] Dettki, A. and Wipf, A. *Finite size effects from general covariance and Weyl anomaly*. *Nucl. Phys.*, B377:252–280, (1992).
- [21] Dowker, J.S. *Quantum Field Theory on a Cone*. *J. Phys. A*, 10:115–124, (1977).

- [22] ——— Casimir Effect Around a Cone. *Phys. Rev. D*, 36:3095, (1987).
- [23] ——— Functional determinants on regions of the plane and sphere. *Class. Quantum Grav.*, 11:557–566, (1994).
- [24] ——— Heat kernels on curved cones. *Class. Quant. Grav.*, 11:L137–L140, (1994).
- [25] ——— Remarks on geometric entropy. *Class. Quant. Grav.*, 11:L55–L60, (1994).
- [26] ——— Private communication (2019).
- [27] Dowker, J.S. and Apps, J.S. Further functional determinants. *Class. Quantum Grav.*, 12:1363–1383, (1995).
- [28] Dowker, J.S. and Kennedy, G. Finite temperature and boundary effects in static space-times. *J. Phys. A: Math. Gen.*, 11:895–920, (1978).
- [29] Dowker, J.S. and Schofield, J. P. Chemical potentials in curved space. *Nucl. Phys.*, B327:267–284, (1989).
- [30] Frolov, V. P. and Serebryanyi, E.M. Vacuum Polarization in the Gravitational Field of a Cosmic String. *Phys. Rev. D*, 35:3779–3782, (1987).
- [31] Fursaev, D. V. *The heat-kernel expansion on a cone and quantum fields near cosmic strings*, Classical Quantum Gravity **11**, no. 6, 1431–1443, (1994). MR 1279450
- [32] ——— Spectral geometry and one loop divergences on manifolds with conical singularities. *Phys. Lett. B*, 334:53–60, (1994).
- [33] Fursaev, D. V. and Miele, G. Finite temperature scalar field theory in static de Sitter space. *Phys. Rev. D*, 49:987–998, (1994).
- [34] ——— Semiclassical gravitational effects in de Sitter space at finite temperature. *Class. Quant. Grav.*, 12:393–402, (1995).
- [35] Gil, J. B., Krainer, T. and Mendoza, G. A. *Resolvents of elliptic cone operators*, J. Funct. Anal. **241**, no. 1, 1–55, (2006). MR 2264246
- [36] Gilkey, P. B. *The spectral geometry of a Riemannian manifold*, J. Differential Geometry **10**, no. 4, 601–618, (1975). MR 400315
- [37] Gradshteyn, I. S. and Ryzhik, I. M. *Table of integrals, series, and products*, eighth ed., Elsevier/Academic Press, Amsterdam, 2015, Translated from the Russian, Translation edited and with a preface by Daniel Zwillinger and Victor Moll, Revised from the seventh edition [MR2360010]. MR 3307944
- [38] Gusynin, V.P. and Romankov, V.V. Conformally covariant operators and effective action in external gravitational field. *Sov. J. Nucl. Phys.*, 46:1097–1099, (1987).
- [39] Helliwell, T.M. and Konkowski, D.A. Vacuum fluctuations outside cosmic strings *Phys. Rev. D*, 34:1918–1920, (1986).
- [40] Hillairet, L. and Kokotov, A. *Krein formula and S-matrix for Euclidean surfaces with conical singularities*, J. Geom. Anal. **23**, no. 3, 1498–1529, (2013). MR 3078362
- [41] Kac, M. *Can One Hear the Shape of a Drum?*, The American Mathematical Monthly **73**, no. 4, 1–23, (1966).
- [42] Kalvin, V. *On determinants of Laplacians on compact Riemann surfaces equipped with pullbacks of conical metrics by meromorphic functions*, J. Geom. Anal. **29**, no. 1, 785–798, (2019).
- [43] ———, *Polyakov-Alvarez type comparison formulas for determinants of Laplacians on Riemann surfaces with conical metrics*, <https://arxiv.org/abs/1910.00104>, (2019).
- [44] King, H. K *Determinants of Laplacians on the space of conical metrics on the sphere*, Trans. Amer. Math. Soc. **339**, no. 2, 525–536, (1993). MR 1102890
- [45] Kirsten, K. *Spectral functions in mathematics and physics*, Chapman & Hall/CRC, Boca Raton, FL, (2002).
- [46] Kirsten, K., Loya, P. and Park, J. *Exotic expansions and pathological properties of ζ -functions on conic manifolds*, J. Geom. Anal. **18**, no. 3, 835–888, (2008). MR 242076
- [47] Kirsten, K., Loya, P. and Park, J. *Functional determinants for general self-adjoint extensions of Laplace-type operators resulting from the generalized cone*, Manuscripta Math. **125**, no. 1, 95–126, (2008). MR 2357751
- [48] Kokotov, A. *Flat conical Laplacian in the square of the canonical bundle and its regularized determinants*, <https://arxiv.org/abs/2001.06710>, (2020).
- [49] ———, *On the spectral theory of the Laplacian on compact polyhedral surfaces of arbitrary genus*, Computational approach to Riemann surfaces, Lecture Notes in Math., vol. 2013, Springer, Heidelberg, 2011, pp. 227–253. MR 2920506
- [50] Kokotov, A. and Korotkin, D. *Normalized Ricci flow on Riemann surfaces and determinant of Laplacian*, Lett. Math. Phys. **71**, no. 3, 241–242, (2005). MR 2141470
- [51] Lesch, M. *Operators of Fuchs type, conical singularities, and asymptotic methods*, Teubner-Texte zur Mathematik [Teubner Texts in Mathematics], vol. 136, B. G. Teubner Verlagsgesellschaft mbH, Stuttgart, (1997). MR 1449639

- [52] Loya, P., McDonald, P. and Park, J. *Zeta regularized determinants for conic manifolds*, J. Funct. Anal. **242**, no. 1, 195–229, (2007). MR 2274020
- [53] Lu, Z. and Rowlett, J. *One can hear the corners of a drum*, Bull. Lond. Math. Soc. **48**, no. 1, 85–93, (2016). MR 3455751
- [54] Lüscher, M., Symanzik, K. and Weisz, P. Anomalies of the free loop wave equation in the WKB approximation. *Nucl. Phys.*, B173:365–396, (1980).
- [55] Mazzeo, R. and Rowlett, J. *A heat trace anomaly on polygons*, Math. Proc. Cambridge Philos. Soc. **159**, no. 2, 303–319, (2015). MR 3395373
- [56] McKean, Jr., H. P. and Singer, I.M. *Curvature and the eigenvalues of the Laplacian*, J. Differential Geometry **1**, no. 1, 43–69, (1967). MR 217739
- [57] Mendoza, G. A. *Zeta functions of elliptic cone operators*, Partial differential equations and spectral theory, Oper. Theory Adv. Appl., vol. 211, Birkhäuser/Springer Basel AG, Basel, 2011, pp. 291–320. MR 2778942
- [58] Mooers, E. A. *Heat kernel asymptotics on manifolds with conic singularities*, J. Anal. Math. **78**, 1–36, (1999). MR 1714065
- [59] Nursultanov, M., Rowlett, J. and Sher, D. *The heat kernel on curvilinear polygonal domains in surfaces*, <https://arxiv.org/abs/1905.00259>, (2019).
- [60] ———, *How to hear the corners of a drum*, 2017 MATRIX annals, MATRIX Book Ser., vol. 2, Springer, Cham., pp. 243–278, (2019). MR 3931070
- [61] Osgood, B., Phillips, R. and Sarnak, P. Compact isospectral sets of surfaces. *J. Funct. Anal.*, 80:212–234, (1988).
- [62] ——— *Extremals of determinants of Laplacians*, J. Funct. Anal. **80**, no. 1, 148–211, (1988). MR 960228
- [63] Polyakov, A.M. Quantum geometry of bosonic strings. *Phys. Lett.*, B103:207–210, (1981).
- [64] Ray, D. B. and Singer, I. M. *R-torsion and the Laplacian on Riemannian manifolds*, Advances in Math. **7**, 145–210, (1971). MR 295381
- [65] Seeley, R. *Heat kernel expansions in the case of conic singularities*, Proceedings of the Second International Winter School on Mathematical Methods in Physics (Londrina, 2002), vol. 18, pp. 2197–2203, (2003). MR 2006264
- [66] Sher, D. A. *Conic degeneration and the determinant of the Laplacian*, J. Anal. Math. **126**, 175–226, (2015). MR 3358031
- [67] Spreafico, M. *Zeta function and regularized determinant on a disc and on a cone*, J. Geom. Phys. **54**, no. 3, 355–371, (2005). MR 2139088
- [68] Suleymanova, A. *Spectral geometry of surfaces with curved conic singularities*, <https://arxiv.org/abs/1711.00577>, (2017).
- [69] Susskind, L. and Uglum, J. Black hole entropy in canonical quantum gravity and superstring theory. *Phys. Rev. D*, 50:2700–2711, (1994).
- [70] van den Berg, M. and Srisatkunarajah, S. *Heat equation for a region in \mathbf{R}^2 with a polygonal boundary*, J. London Math. Soc. (2) **37**, no. 1, 119–127, (1988). MR 921750
- [71] Vilenkin, A. Cosmic Strings and Domain Walls. *Phys. Rept.*, 121:263–315, (1985).
- [72] Weyl, H. *Singuläre Integralgleichungen*, Math. Ann. **66**, no. 3, 273–324, (1908). MR 1511502
- [73] Wipf, A. and Duerr, S. Gauge theories in a bag. *Nucl. Phys.*, B443:201–232, (1995).

DEPARTAMENTO DE MATEMÁTICAS Y ESTADÍSTICA. UNIVERSIDAD DEL NORTE. KM 5 VIA PUERTO COLOMBIA. AREA METROPOLITANA DE BARRANQUILLA, COLOMBIA

Email address: claldana@uninorte.edu.co, clara.aldana@posteo.net

GCAP-CASPER, DEPARTMENT OF MATHEMATICS, BAYLOR UNIVERSITY WACO, TEXAS, 76798, USA AND MATHEMATICAL REVIEWS, AMERICAN MATHEMATICAL SOCIETY, 416 4TH STREET, ANN ARBOR, MI 48103, USA

Email address: Klaus.Kirsten@baylor.edu

DEPARTMENT OF MATHEMATICS, CHALMERS UNIVERSITY OF TECHNOLOGY AND THE UNIVERSITY OF GOTHENBURG, 41296 GOTHENBURG, SWEDEN

Email address: julie.rowlett@chalmers.se