

LAMINATIONS AND 2-FILLING RAYS ON INFINITE TYPE SURFACES

LVZHOU CHEN AND ALEXANDER J. RASMUSSEN

ABSTRACT. The *loop graph* of an infinite type surface is an infinite diameter hyperbolic graph first studied in detail by Juliette Bavard. An important open problem in the study of infinite type surfaces is to describe the boundary of the loop graph as a space of geodesic laminations. We approach this problem by constructing the first examples of *2-filling rays* on infinite type surfaces. Such rays accumulate onto geodesic laminations which are in some sense filling, but without strong enough properties to correspond to points in the boundary of the loop graph. We give multiple constructions using both a hands-on combinatorial approach and an approach using train tracks and automorphisms of flat surfaces. In addition, our approaches are sufficiently robust to describe *all* 2-filling rays with certain other basic properties as well as to produce uncountably many distinct mapping class group orbits.

1. INTRODUCTION

Mapping class groups of infinite type surfaces (so-called *big mapping class groups*) have recently become an object of intense study, in part owing to their connections to dynamics and foliations of 3-manifolds. A key tool for studying big mapping class groups has been the *loop graphs*. Introduced by Danny Calegari on his blog [5] and first studied in detail by Juliette Bavard in [1], the loop graph $L(S; p)$ of a surface S with an isolated puncture p is an infinite diameter hyperbolic graph (see [1] and [3]). See below for the definition. The graph $L(S; p)$ is acted on by the subgroup $\mathrm{MCG}(S; p)$ of the mapping class group consisting of the mapping classes stabilizing p . It is in many ways analogous to the *curve graph* $\mathcal{C}(S)$ of a finite-type surface S . Bavard in [1] and Bavard–Walker in [3] have successfully applied the action $\mathrm{MCG}(S; p) \curvearrowright L(S; p)$ to study the *second bounded cohomology* of $\mathrm{MCG}(S; p)$. Recently, Schaffer–Cohen has shown in [13] that $L(S; p)$ is an optimally strong model for the geometry of $\mathrm{MCG}(S; p)$ in the case that S is the plane minus a Cantor set — the two are quasi-isometric.

An obstacle to fully harnessing the power of the action $\mathrm{MCG}(S; p) \curvearrowright L(S; p)$ has been a non-trivial amount of mystery surrounding the Gromov boundary $\partial L(S; p)$. In the finite-type case, the Gromov boundary $\partial \mathcal{C}(S)$ may be identified with the space of *ending laminations* on S with the coarse Hausdorff topology ([10]). Ideally, in the infinite-type case one would like to have an analogous description of $\partial L(S; p)$ as a space of geodesic laminations. In this paper we shed some light on the problem of understanding $\partial L(S; p)$, while at the same time pointing to even more mystery than was previously known.

Our main goal in this paper is to prove the *existence of 2-filling rays on infinite type surfaces*. We recall the definition. Let S be an infinite type surface with an isolated puncture p and fix a complete hyperbolic metric on S . A simple geodesic ray on S is a *loop* if it is asymptotic to p at both ends. The graph $L(S; p)$ has as vertices the loops on S and edges joining disjoint loops. It is a subgraph of a larger graph $\mathcal{R}(S; p)$, called the *completed ray-and-loop graph*. We call a simple geodesic ray which is proper and asymptotic to p at exactly one end a *short ray*. We call a simple geodesic ray *long* if it is asymptotic to p and is neither short nor a loop. The vertex set of $\mathcal{R}(S; p)$ consists of all of the long rays, short rays, and loops on S with edges joining disjoint pairs. From the definition, $L(S; p)$ is naturally a subgraph of $\mathcal{R}(S; p)$. It is shown in [2] and [3] that the graph $\mathcal{R}(S; p)$ consists of uncountably many components. One of these components contains $L(S; p)$ and is quasi-isometric to it. The other components are *cliques* of rays and we call the members of these cliques *high-filling*. The Gromov boundary $\partial L(S; p)$ is naturally identified with the set of cliques of high-filling rays on S . From the definitions, a high-filling ray in particular is *filling* in the sense that it intersects every short ray and loop.

We define a ray to be *2-filling* if it is filling but not high-filling. Bavard–Walker showed in [3] that this is equivalent to the following: the ray γ is 2-filling if it intersects every loop, but is disjoint from a long ray τ

which is in turn disjoint from a loop. Thus, 2-filling rays *just slightly fail* to be high-filling. Wondering if all filling rays are high-filling, Bavard–Walker asked the following in [2]:

Question 1.1. [2, Question 2.7.7] Does there exist an example of a surface S with an isolated puncture and a 2-filling ray on S ?

We answer their question in the *positive* by explicitly constructing *many* examples of 2-filling rays on S when S is the plane minus a Cantor set.

Theorem 1.2. *There are uncountably many distinct mapping class group orbits of 2-filling rays on S .*

This is in stark contrast to the finite-type case. In fact, when S is of finite type a filling geodesic ray γ necessarily accumulates onto a minimal lamination filling a subsurface of S containing the puncture. In our situation, the limiting laminations are in some sense filling and have many dense leaves, yet still do not have strong enough properties to correspond to points of $\partial L(S; p)$.

We give two different approaches to the construction of 2-filling rays. One is a hands-on combinatorial approach (Section 5). The other uses geodesic laminations, train tracks, and flat surface automorphisms (Sections 9 – 12). In Section 13 we show that these two different approaches actually produce the same 2-filling rays.

In Lemma 2.2 we show that 2-filling rays naturally lie in cliques of mutually disjoint rays, some of which are 2-filling and some of which are not 2-filling. One may naturally wonder then what the structure of these cliques may be and in particular if there is any constraint on the number of 2-filling rays and non-2-filling rays in a given clique. We give partial answers to this question. In Section 5 we construct cliques containing *any given finite number* of 2-filling rays together with *exactly one* non-2-filling ray. In Section 14 we construct for each $n \geq 1$ a clique — this time on a surface with $2n$ nonplanar ends — consisting of *exactly n* 2-filling rays and *exactly n* non-2-filling rays.

Finally, our constructions are quite robust. In Section 6, we show that there are uncountably many distinct mapping class group orbits of 2-filling rays on the plane minus a Cantor set. In Section 7, we show that *any* finite clique of 2-filling rays disjoint from a single non-2-filling ray arises from the construction of Section 5.

Acknowledgements. We thank the following people for invaluable conversations about laminations and rays on infinite type surfaces: Danny Calegari, Yair Minsky, Rodrigo Treviño, Pat Hooper, Ethan Farber, Kathryn Lindsey, and Anja Randecker. Special thanks to Yan Mary He and Kasra Rafi for insightful questions and suggestions.

2. BACKGROUND ON RAYS AND LOOPS

Throughout this paper, let Ω be the plane minus a Cantor set. We often think of Ω as the sphere with a Cantor set and another isolated point ∞ removed. Fix an orientation on Ω . We equip it with a complete hyperbolic metric in the following way. Choose a pants decomposition of Ω and let \mathcal{P} be the resulting set of pants curves. If $c_1, c_2, c_3 \in \mathcal{P}$ bound a pair of pants then we equip it with the unique complete hyperbolic metric in which the pants curves are geodesics of length one. If c_1 and c_2 bound a pair of pants together with ∞ then we equip it with the unique complete hyperbolic metric in which c_1 and c_2 are geodesics of length one. The resulting pairs of pants may be glued together by any desired isometries.

We are interested in geodesic rays starting at ∞ . A ray is *simple* if it does not self-intersect. Simple rays fall into three classes: loops, short rays, and long rays. Here a *loop* is an oriented geodesic ray that starts and ends at ∞ . We assume loops to be simple unless stated otherwise. The same geodesic ray with reversed orientation is a different loop. We use $\bar{\gamma}$ to denote the geodesic γ with reversed orientation. A *short ray* is a proper simple ray that escapes to a certain point in the Cantor set of ends. All simple rays other than loops and short rays are non-proper, i.e. have nontrivial limit sets in Ω . We refer to these rays as *long rays*. As usual, the limit set of a geodesic γ is $\text{cl}(\gamma) \setminus \gamma$, where $\text{cl}(\gamma)$ denotes the closure of γ .

It is convenient to think of a loop (respectively a short ray) topologically as an isotopy class of embedded arcs on S^2 that are disjoint from the Cantor set and ∞ in their interiors and that go from ∞ to ∞ (resp.

from ∞ to some point in the Cantor set). The mapping class group of Ω acts transitively on the set of loops and the set of short rays. In contrast, there is a continuum of different orbits of long rays.

The *conical circle* S_C^1 , which we now define, is a space naturally parameterizing all geodesic rays starting at ∞ . The *conical cover* Ω_C is the covering space of Ω corresponding to the \mathbb{Z} subgroup of $\pi_1(\Omega)$ generated by a simple closed curve around ∞ . It inherits a hyperbolic metric from that of Ω , by pullback. Its Gromov boundary consists of a disjoint union of a point and a circle. The *conical circle* S_C^1 is this circle boundary component of Ω_C .

In other words, if $\widetilde{\infty}$ is the fixed point on $\partial\mathbb{H}^2$ of a generator z of the \mathbb{Z} subgroup, and \tilde{r} is a lift of any fixed ray r to \mathbb{H}^2 that starts at $\widetilde{\infty}$, then the region between \tilde{r} and $z\tilde{r}$ is a fundamental domain of Ω_C . The corresponding segment on $\partial\mathbb{H}^2$ with two endpoints identified is a copy of the conical circle S_C^1 .

We often think of a simple ray as a point on the conical circle. In particular we have a topology on the set of rays, where two rays are close if they fellow travel for a long time in the beginning. In this topology, the property of a ray having a (transverse) self-intersection is open. Thus the set of simple rays is closed on S_C^1 , and is also nowhere dense [6, Lemma 3.3].

For any simple ray τ , the set of rays disjoint from τ (including itself) is a *closed* set D_τ on the conical circle. For each complementary interval (α, β) , there is a corresponding bi-infinite geodesic $p(L)$ on Ω going from the end of α to the end of β . More precisely, pick a lift $\widetilde{\infty}$ of ∞ on $\partial\mathbb{H}^2$ and two consecutive lifts $\tilde{\tau}_1, \tilde{\tau}_2$ of τ starting at $\widetilde{\infty}$, which bound a fundamental domain $\tilde{\Omega}$ of Ω_C on \mathbb{H}^2 . Let $\tilde{\alpha}, \tilde{\beta}$ be the unique lifts of α, β in $\tilde{\Omega}$ starting at $\widetilde{\infty}$. Let L be the unique bi-infinite geodesic on $\tilde{\Omega}$ going from the endpoint of $\tilde{\alpha}$ to that of $\tilde{\beta}$. Then $p(L)$ is the projection of L on Ω .

Lemma 2.1. *There are lifts of τ converging to L . In particular, the geodesic $p(L)$ is simple on Ω . If neither α nor β is a loop, then L cannot be a lift of τ , and $p(L)$ lies in the limit set of τ .*

Proof. Let $\tilde{\Omega}$, $\tilde{\alpha}$ and $\tilde{\beta}$ be as above. Let a and b be the endpoints of $\tilde{\alpha}$ and $\tilde{\beta}$ respectively. Let $\Omega_{\alpha\beta}$ be the sector bounded by $\tilde{\alpha}$ and $\tilde{\beta}$ in the fundamental domain for Ω_C . Then (α, β) corresponds to the boundary of $\Omega_{\alpha\beta}$. For each lift of τ contained in $\Omega_{\alpha\beta}$, its two ends bound an open sub-interval of (α, β) . Any two such sub-intervals are either disjoint or nested since τ is simple. The union of such open sub-intervals is the entire (α, β) . Indeed, for any $\gamma \in (\alpha, \beta)$, it has a lift $\tilde{\gamma}$ starting at $\widetilde{\infty}$ which lies in $\Omega_{\alpha\beta}$. The lift $\tilde{\gamma}$ must intersect some lift $\tilde{\tau}$ of τ , and any such $\tilde{\tau}$ lies in $\Omega_{\alpha\beta}$ since τ is disjoint from α, β . The open sub-interval corresponding to $\tilde{\tau}$ contains γ .

Unless L itself is a lift of τ , no such open sub-interval is maximal, and there is an increasing nested sequence of them converging to (α, β) . This proves the first assertion. Thus $p(L)$ is simple since τ is. If neither α nor β is a loop, the endpoints of $\tilde{\alpha}, \tilde{\beta}$ are not lifts of ∞ , and thus L cannot be a lift of τ , so $p(L)$ lies in the limit set of τ . \square

Given a ray τ , the circular order on S_C^1 induces a total order $<$ on $S_C^1 \setminus \{\tau\}$, where $x < y$ if and only if (x, y, τ) is positively oriented on S_C^1 . We say a sequence of rays τ_n converges to a given ray τ *from its left* if τ_n eventually converges to the left side (i.e. the small side under the order $<$) of $S_C^1 \setminus \{\tau\}$. Alternatively, if an ant is moving on τ in the positive direction, then it will see τ_n converging to τ from its left-hand side. Convergence from the right is defined similarly.

There is another space related to simple rays, namely the *completed ray-and-loop graph* \mathcal{R} . It is the graph whose vertices correspond to the simple rays and loops on Ω and whose edges join disjoint geodesics. It is shown by Bavard–Walker [2, Theorem 2.8.1] that \mathcal{R} has a connected component (which we call major) containing all loops and short rays, which is δ -hyperbolic and infinite diameter. Each other component is a clique (i.e. a complete subgraph), and such cliques correspond to points on the Gromov boundary of the major component (and hence also to points on the Gromov boundary of the loop graph $L(\Omega; \infty)$).

Each ray outside the major component is called *high-filling*. Here a ray is (loop- and ray-) *filling* if it intersects all loops and short rays. It is known that any filling ray γ is either high-filling or has distance at most 2 to some loop. See [2, Lemma 2.7.6]. We say that a long ray is *2-filling* if its minimal distance to the set of loops and short rays on \mathcal{R} is 2. In other words, a long ray is 2-filling if it intersects every loop and short ray, but is disjoint from some long ray which is in turn disjoint from a short ray or loop.

The following lemma is the analog for 2-filling rays of the fact that any component in the ray-and-loop graph \mathcal{R} containing a high-filling ray is a clique.

Lemma 2.2. *For any 2-filling ray γ , its star in the ray-and-loop graph \mathcal{R} is a clique. In addition, all 2-filling rays in the clique have the same star.*

Proof. Since γ is 2-filling, any point in the star represents a long ray. Let r_1, r_2 be two long rays disjoint from γ . Then r_1 and r_2 are disjoint by [2, Lemma 2.7.4]. If r_1 is also 2-filling, then this shows that any r_2 disjoint from γ is also disjoint from r_1 and vice versa, thus γ and r_1 have the same star. \square

Finally, we introduce a piece of notation. Let α be an oriented ray or loop and $p, q \in \alpha$ with $p < q$ in the orientation on α (possibly with $p = \infty$ and/or $q = \infty$). Then we denote by $\alpha[p, q]$ the subarc of α which is oriented from p to q . If α is a simple compact arc and $p, q \in \alpha$ then $\alpha[p, q]$ similarly denotes the subarc of α between p and q .

3. BACKGROUND ON TRAIN TRACKS, LAMINATIONS, AND FOLIATIONS

For us, a train track will denote a locally finite graph with the following structure. At any vertex v the set $\mathcal{B}(v)$ of incident edges at v is partitioned into nonempty sets $\mathcal{B}_i(v)$ and $\mathcal{B}_o(v)$ which we call *incoming* and *outgoing*, respectively. Moreover, the sets $\mathcal{B}_i(v)$ and $\mathcal{B}_o(v)$ carry total orders $<_i$ and $<_o$, respectively. If T is a train track then the vertices of T will be called *switches* and the edges will be called *branches*. The set of branches of T will be denoted by $\mathcal{B}(T)$. A *train path* on T is a (finite or infinite) edge path on T with the following property. Any two consecutive branches are incident to a common switch v and we require one of the branches to be incoming and the other to be outgoing at v . As usual, we may consider T as a topological 1-complex endowed with the structure of a smooth manifold away from the switches and at any switch v the structure of a well-defined tangent line so that

- all of the branches incident to v are tangent,
- if all incident branches are oriented to point towards v , then the tangent vectors to the incoming (respectively outgoing) branches all point in the same direction,
- the tangent vectors to the incoming branches and outgoing branches point in opposite directions.

A train path on T is then a smooth immersion of an interval into T .

A *weight system* on T is a function $w : \mathcal{B}(T) \rightarrow \mathbb{R}_{\geq 0}$ with the following property. If v is a switch then we have that the sum of the weights of the incoming branches incident to v is equal to the sum of the weights of the outgoing branches incident to v . We will call a *weighted train track* a pair (T, w) where T is a train track and w is a weight system on T .

Associated to a weighted train track (T, w) there is a *union of foliated rectangles* defined as follows. For each branch $b \in \mathcal{B}(T)$ we consider the rectangle $R(b) = [0, 1] \times [0, w(b)]$. These rectangles are glued together as follows. Any switch v defines an interval $I(v) = [0, \ell]$ where we set

$$\ell = \sum_{b \in \mathcal{B}_i(v)} w(b) = \sum_{b \in \mathcal{B}_o(v)} w(b).$$

If $b_1 <_o b_2 <_o \dots <_o b_n$ are the outgoing edges at v then $I(v)$ is divided into consecutive closed subintervals I_1, \dots, I_n of lengths $w(b_1), \dots, w(b_n)$, respectively and where $0 \in I_1$. The left vertical side $\{0\} \times [0, w(b_i)]$ of $R(b_i)$ is glued isometrically to the interval I_i . Similarly, the *right* vertical sides of the rectangles corresponding to the incoming branches at v are glued to $I(v)$ isometrically according to the total order $<_i$.

Denote the union of foliated rectangles by G . Each rectangle $R(b)$ of G is foliated by the horizontal line segments $[0, 1] \times \{h\}$ for $h \in [0, w(b)]$. This endows G with the structure of a *singular foliation*. That is, G is foliated by horizontal lines away from a discrete set of points (the *singularities* of the foliation, where at least three rectangles meet) and its *boundary* ∂G which is defined to be the union of the horizontal boundary components $[0, 1] \times \{0\}$ and $[0, 1] \times \{w(b)\}$ of the rectangles $R(b)$. For the rest of the discussion, endow the topological space underlying G with an orientation.

A *saddle connection* of G is an embedding of a compact interval into G which is a union of horizontal line segments, having singularities at its endpoints and no singularities in its interior. A *singular ray* of G is an embedding of the half-line $[0, \infty)$ into G which is a union of horizontal line segments with a singularity at its endpoint and no singularity in its interior.

A *leaf* l of G is an embedding of \mathbb{R} into G which is the union of a sequence

$$\dots \sigma_{-2} \sigma_{-1} \sigma_0 \sigma_1 \sigma_2 \dots$$

of horizontal line segments of G and satisfies the following properties. First of all, each σ_i traverses a rectangle R_{b_i} in G and we require that

$$\dots b_{-2} b_{-1} b_0 b_1 b_2 \dots$$

is a train path on T . Secondly, there is a choice of *left* or *right* (assume left for simplicity) such that the following condition is satisfied. Suppose that some σ_i has endpoints $p_i \in R_{b_{i-1}} \cap R_{b_i}$ and $q_i \in R_{b_i} \cap R_{b_{i+1}}$. Suppose that σ_i is contained in the interior of R_{b_i} but that q_i is a singularity. Then the rectangle $R_{b_{i+1}}$ traversed by σ_{i+1} lies to the *left* at q_i as we traverse σ_i from p_i to q_i . If on the other hand, σ_i is contained in the interior of R_{b_i} but p_i is a singularity, orienting σ_i from q_i to p_i , we have that $R_{b_{i-1}}$ lies to the *right* at p_i . A *half leaf* of l is an equivalence class of rays contained in l , where two sub-rays are considered to be equivalent if their symmetric difference is compact.

A leaf will be called *singular* if it contains a singularity and *non-singular* otherwise. The leaves of G define train paths on T and we denote by $\mathcal{TP}(T, w)$ the resulting set of train paths. If t is the train path defined by some singular leaf, we will call it a *boundary path*.

We say that a train path $t \in \mathcal{TP}(T, w)$ *accumulates onto* the path $t' \in \mathcal{TP}(T, w)$ if every finite sub-train path $b_1 \dots b_k$ of t' is contained in t . We say that t is *dense* in $\mathcal{TP}(T, w)$ if it accumulates onto every $t' \in \mathcal{TP}(T, w)$. There is a (typically non-Hausdorff) topology on $\mathcal{TP}(T, w)$ with sub-basis consisting of all sets of the form

$$\{t \in \mathcal{TP}(T, w) : b_1 \dots b_k \text{ is contained in } t\}$$

where $b_1 \dots b_k$ is a finite train path on T . With this topology, t accumulates onto t' if and only if every neighborhood of t' contains t .

Finally, we define a *flat surface* to consist of the following data:

- a topological surface Σ ;
- a countable closed subset P of Σ ;
- an atlas of charts from open subsets $U \subset \Sigma \setminus P$ to \mathbb{C} such that all transition functions between these charts have the form $z \mapsto \pm z + c$ in coordinates, where $c \in \mathbb{C}$ is a constant.

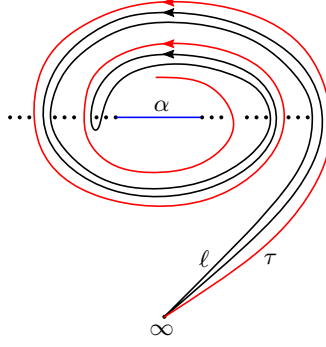
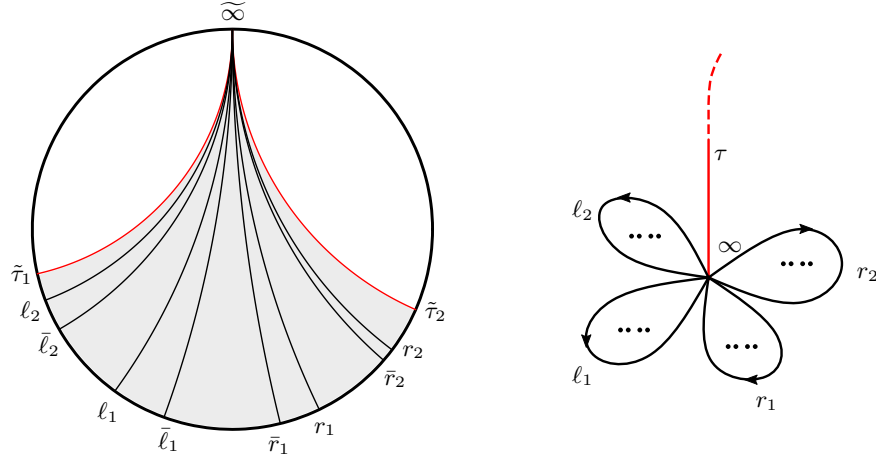
The surface $\Sigma \setminus P$ inherits a Euclidean metric. This metric is typically incomplete and we require it to extend to P , so that P is identified with a subset of the completion of $\Sigma \setminus P$. The points of P are called *singularities* of the flat surface Σ .

The surface Σ also inherits a *horizontal foliation* \mathcal{F}^h defined as follows. If $U \subset \Sigma \setminus P$ and $\phi : U \rightarrow \mathbb{C}$ is one of the charts defined above, then the line segments $\text{Im}(z) = y$ in $\phi(U)$ pull back to a family of line segments on U . The leaves of \mathcal{F}^h are the maximal concatenations of such line segments. Similarly, the vertical line segments $\text{Re}(z) = x$ in $\phi(U)$ pull back to line segments on U and the leaves of the *vertical foliation* \mathcal{F}^v are the maximal concatenations of these line segments. Since all transition functions have the form $z \mapsto \pm z + c$, both \mathcal{F}^h and \mathcal{F}^v are well-defined and are indeed foliations of Σ .

4. TWO-SIDE APPROACHABLE LONG RAYS

In this section we introduce the so-called *two-side approachable* long rays. Given such a long ray, we will construct 2-filling rays disjoint from it in the next section.

Definition 4.1. A long ray τ is *two-side approachable* if there are loops ℓ_i and r_i converging to τ such that ℓ_i converges to τ from the left, r_i converges to τ from the right, and such that ℓ_i and r_i are all disjoint from τ .

FIGURE 1. A two-side approachable long ray τ with a disjoint loop ℓ slightly on its leftFIGURE 2. On the right we have loops ℓ_i, r_i with disjoint interiors that converge to and are disjoint from a two-side approachable long ray τ , where black dots indicate Cantor subsets. The figure on the left depicts their lifts to \mathbb{H}^2 , where $\tilde{\tau}_1$ and $\tilde{\tau}_2$ are consecutive lifts of τ .

Example 4.2. Figure 1 depicts a simple example of a two-side approachable long ray τ that spirals and limits to a geodesic arc α connecting two points in the Cantor set. There are geodesics that follow τ for a long time and then turn around to the left to form a loop disjoint from τ and slightly to the left of τ . See the loop ℓ in Figure 1. Similarly there are loops disjoint from τ and slightly to the right of τ . Thus τ is indeed two-side approachable.

See Section 6 for more complicated examples, where we construct a continuum of mapping class group orbits of two-side approachable long rays.

Given a two-side approachable long ray τ , a priori the loops ℓ_i, r_i as in the definition might intersect each other, but one can apply surgeries to make them pairwise disjoint and have other nice properties for our construction in the next section.

To state these properties, let I_τ be the closed interval obtained from cutting the conical circle S_C^1 at τ . Recall that the circular order on S_C^1 induces a total order $<$ on I_τ , where $x < y$ if and only if (x, y, τ) is positively oriented. Then ℓ_i and r_i represent sequences on I_τ converging to the left and right endpoints of I_τ , respectively.

We refer to the component of $\Omega \setminus \ell_i$ (resp. $\Omega \setminus r_i$) not containing τ as the *interior* of ℓ_i (resp. r_i), and refer to the other component as the *exterior*. We will further make ℓ_i decreasing, r_i increasing, and together satisfy

$$(4.1) \quad \dots < \ell_i < \bar{\ell}_i < \dots < \ell_1 < \bar{\ell}_1 < \bar{r}_1 < r_1 < \dots < \bar{r}_i < r_i < \dots,$$

where $\bar{\ell}_i$ and \bar{r}_i represent loops ℓ_i and r_i with the reversed orientation respectively. Geometrically, given that the loops ℓ_i and r_i are disjoint, the order guarantees them to have mutually disjoint interiors. See Figure 2.

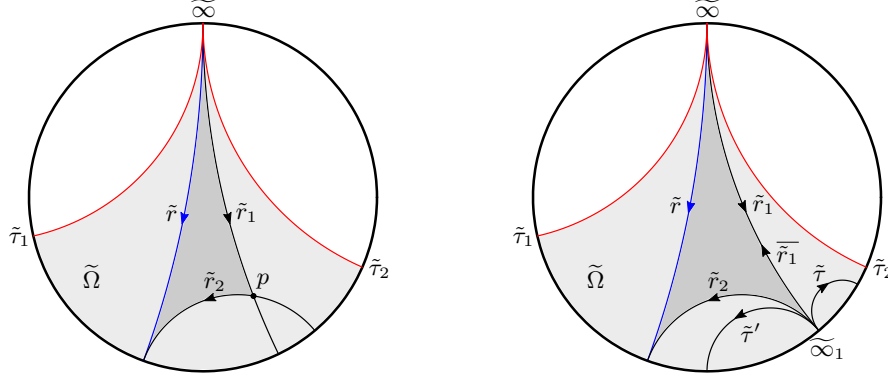


FIGURE 3. The figure on the left shows the concatenation of r_1, r_2 at their intersection p by making a right turn, and r is the straightening. The figure on the right shows the concatenation of r_1, r_2 at ∞ locally disjoint from τ by making a right turn, and r is the straightening.

The surgery to promote ℓ_i and r_i is based on the following lemmas. Consider two geodesics r_1 and r_2 intersecting transversely at a point p . Let r be a piecewise geodesic which first traverses r_1 to the point p and then traverses r_2 . We say that r is making a *right* (resp. *left*) turn if the positive unit vector of r_2 at p is on the right (resp. left) of r_1 . See the left of Figure 3 for an example of a right turn, where we further straighten r to a geodesic.

Lemma 4.3. *Let τ be a simple ray, and let r_1, r_2 be geodesics disjoint from τ so that r_1 starts from ∞ . Let r be the straightening of a piecewise geodesic that first follows r_1 to an intersection p of r_1 and r_2 and then follows r_2 . Then r is disjoint from τ and $r < r_1$ (resp. $r > r_1$) on I_τ if r makes a right (resp. left) turn at p . Moreover,*

- (1) *if r_1, r_2 are simple and the initial arc of r_1 up to p does not intersect r_2 then r is simple;*
- (2) *a bi-infinite geodesic ℓ is disjoint from r if it is disjoint from r_1 and r_2 ;*
- (3) *if $\ell \notin \{\tau, r, r_1\}$ is a geodesic starting from ∞ that does not intersect r_2 transversely, then $r > \ell$ on I_τ if and only if $r_1 > \ell$.*

Proof. Consider a fundamental domain $\tilde{\Omega}$ of the conical cover in the universal cover with boundary geodesics being consecutive lifts of τ starting at the same lift $\tilde{\infty}$ of ∞ . See the left of Figure 3. Let \tilde{r}_1 be the unique lift of r_1 in $\tilde{\Omega}$ starting at $\tilde{\infty}$, and let \tilde{r}_2 be the unique lift of r_2 intersecting \tilde{r}_1 at the unique lift of p along \tilde{r}_1 . Then \tilde{r}_2 stays in $\tilde{\Omega}$ since r_2 is disjoint from τ . Now a lift \tilde{r} of r is given by the third side of the geodesic triangle with two sides on \tilde{r}_1, \tilde{r}_2 shown in Figure 3. Note that any infinite geodesic intersecting \tilde{r} must intersect one of the other two sides of the geodesic triangle. The result easily follows from this. \square

For two loops r_1 and r_2 disjoint from a simple ray τ , there is a unique (possibly non-simple) loop r whose homotopy class represents their product in $\pi_1(\hat{\Omega}, \infty)$ (where $\hat{\Omega}$ denotes the filled-in surface $\Omega \cup \{\infty\}$) such that r is disjoint from τ near ∞ . An example is shown in Figure 7 where $\gamma_{2k}^{(2)}$ is the straightened concatenation $\alpha_{2k}^{(2)} \cdot \alpha_{2k}^{(3)}$. We say r is making a *right* (resp. *left*) turn if $r_2 > \bar{r}_1$ (resp. $r_2 < \bar{r}_1$) on I_τ ; see the right side of Figure 3 for an illustration of a right turn on the universal cover. We have the following analog of Lemma 4.3 for this kind of surgery.

Lemma 4.4. *Let r_1 and r_2 be loops disjoint from τ , and let r be the straightening of the unique concatenation of r_1, r_2 at ∞ locally disjoint from τ . Then r is (globally) disjoint from τ , and we have $r < r_1$ (resp. $r > r_1$) on I_τ if r makes a right (resp. left) turn at the concatenation. Moreover,*

- (1) *if r_1, r_2 are disjoint and r_2, \bar{r}_1 are adjacent among the four points $r_1, \bar{r}_1, r_2, \bar{r}_2$ on I_τ , then r is simple;*
- (2) *a bi-infinite geodesic ℓ is disjoint from r if it does not intersect r_1 or r_2 transversely and is not a ray starting from ∞ so that ℓ is between \bar{r}_1 and r_2 on I_τ ;*
- (3) *if $\ell \notin \{\tau, r, r_1\}$ is a geodesic starting from ∞ disjoint from r_2 , then $r > \ell$ on I_τ if and only if $r_1 > \ell$.*

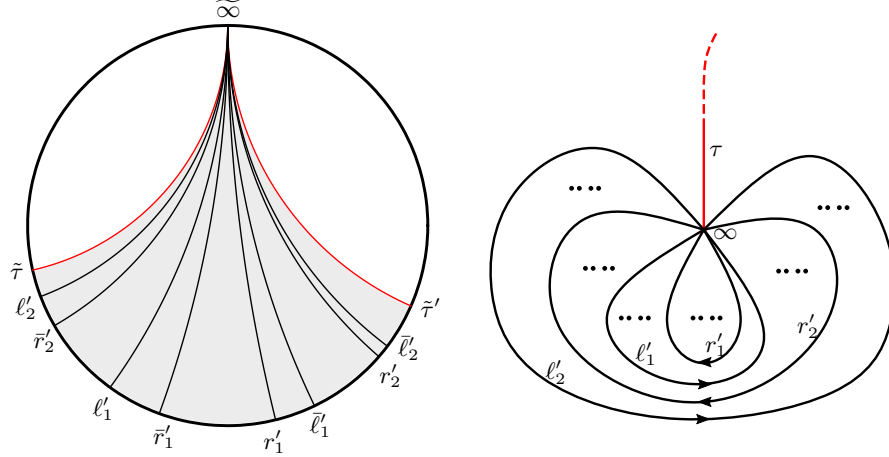


FIGURE 4. Loops ℓ'_i, r'_i with nested interiors that converge to and are disjoint from a two-side approachable long ray τ , where dots indicate Cantor subsets

Proof. The proof is similar to the previous one. We first visualize the lift of r in the fundamental domain $\tilde{\Omega}$ in this setting. Let $\tilde{\Omega}$, $\tilde{\infty}$ and \tilde{r}_1 be as before. Then the endpoint of \tilde{r}_1 is another lift $\tilde{\infty}_1$ of ∞ , viewing from which \tilde{r}_1 is a lift of \tilde{r}_1 . Then there are two consecutive lifts $\tilde{\tau}, \tilde{\tau}'$ of τ starting from $\tilde{\infty}_1$ so that $(\tilde{\tau}, \tilde{r}_1, \tilde{\tau}')$ has positive circular order. See the right of Figure 3. Now there is a unique lift \tilde{r}_2 of r_2 starting at $\tilde{\infty}_1$ so that $(\tilde{\tau}, \tilde{r}_2, \tilde{\tau}')$ has positive circular order, and it is to the left of \tilde{r}_1 if and only if $r_2 > \tilde{r}_1$ on I_τ . Then a lift \tilde{r} of r is the third side of the ideal geodesic triangle with sides \tilde{r}_1 and \tilde{r}_2 as shown on the right of Figure 3, from which the last claim easily follows. The additional assumption that r_2 and \tilde{r}_1 are adjacent ensures a simple isotopy representative of the concatenation when r_1, r_2 are disjoint, which implies that r is simple. Finally, a bi-infinite geodesic ℓ intersecting r transversely must have a lift $\tilde{\ell}$ entering the ideal geodesic triangle above from the side \tilde{r} . Thus the only case where $\tilde{\ell}$ avoids \tilde{r}_1 and \tilde{r}_2 is when $\tilde{\infty}_1$ is an end of $\tilde{\ell}$. In this case, with the appropriate orientation ℓ is a ray starting from ∞ sitting in between \tilde{r}_1 and r_2 on I_τ . This proves the second claim. \square

Lemma 4.5. *Let τ be a two-side approachable long ray. With the notation above, we can choose the sequences of loops ℓ_i and r_i so that they are mutually disjoint and their order on I_τ satisfies (4.1).*

Proof. We start with two sequences of loops L_i, R_i as in the definition converging to the left and right endpoints of I_τ respectively. Up to taking subsequences, we may assume L_i, R_i to be monotone on I_τ with $L_1 < R_1$.

We will first inductively obtain mutually disjoint loops ℓ'_i, r'_i that converge to the two endpoints and satisfy a different order

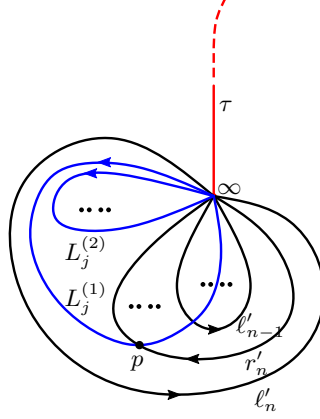
$$(4.2) \quad \dots < \ell'_i < \bar{r}'_i < \dots < \ell'_1 < \bar{r}'_1 < r'_1 < \bar{\ell}'_1 < \dots < r'_i < \bar{\ell}'_i < \dots$$

Geometrically this order makes the interiors of ℓ_i and r_i nested. See Figure 4 for an illustration.

To this end, let r'_1 be R_1 with a suitable orientation so that $\bar{r}'_1 < r'_1$. Suppose we have obtained r'_i for $1 \leq i \leq n$ and ℓ'_i for $1 \leq i \leq n-1$ such that they are mutually disjoint and satisfy the order (4.2). Since L_j converges to the left endpoint of I_τ , we may choose j large enough so that $L_j < \bar{r}'_n$.

There are two cases:

- (1) If L_j intersects some of the already chosen ℓ'_i or r'_i , then the first intersection p of L_j with this collection of loops lies on r'_n since the interiors are nested. Let ℓ'_n be the straightening of the piecewise geodesic that first follows L_j up to p and then follows \bar{r}'_n . See $L_j^{(1)}$ and ℓ'_n in Figure 5 for an illustration. Applying Lemma 4.3 to $\bar{\ell}'_n$ and ℓ'_n , we observe that ℓ'_n is a loop disjoint from τ and r'_n such that $r'_n < \bar{\ell}'_n$ and $\ell'_n < L_j < \bar{r}'_n$.
- (2) If L_j is disjoint from all the already chosen ℓ'_i or r'_i , then we have either $L_j < \bar{r}'_n < r'_n < \bar{L}_j$ or $L_j < \bar{L}_j < \bar{r}'_n < r'_n$. In the former case, we simply let $\ell'_n = L_j$. In the latter case, let ℓ'_n be the

FIGURE 5. Two potential L_j 's that give rise to ℓ'_n after surgery

straightening of the unique concatenation of L_j, \bar{r}'_n at ∞ locally disjoint from τ . See $L_j^{(2)}$ and ℓ'_n in Figure 5 for an illustration. Applying Lemma 4.4 to $\bar{\ell}'_n$ and ℓ'_n , we observe that ℓ'_n is a loop disjoint from τ and $r'_n < \ell'_n$ and $\ell'_n < L_j < \bar{r}'_n$.

In either case, we obtain a loop ℓ'_n with the desired properties and $\ell'_n < L_j$. A symmetric surgery to some R_k for a large k gives us the next loop r'_{n+1} with the desired properties and $r'_{n+1} > R_k$. Hence by induction we obtain two sequences of mutually disjoint loops ℓ'_i, r'_i in the desired order (4.2) and they converge to the two endpoints of I_τ respectively.

Now we modify ℓ'_i, r'_i to get the desired ℓ_i, r_i satisfying order (4.1). Let \bar{r}_n be the concatenation of r'_n with ℓ'_n locally disjoint from τ for $n \geq 1$. Similarly let $\bar{\ell}_n$ be the concatenation of ℓ'_n with r'_{n+1} locally disjoint from τ for $n \geq 1$. Then by Lemma 4.4, we have $\bar{\ell}'_n > r_n > \bar{r}_n > r'_n$ and $\bar{r}'_{n+1} < \ell_n < \bar{\ell}_n < \ell'_n$ for all n . It follows that the sequences of loops ℓ_i, r_i are mutually disjoint, converge to the two endpoints of I_τ , and satisfy the desired order (4.1) on I_τ . \square

Remark 4.6. It is not even necessary to insist that ℓ_k and r_k are simple in the definition of a two-side approachable ray τ . This is because there are similar surgeries that eliminate self-intersections of any ℓ_k (resp. r_k) while keeping it disjoint from τ and making it closer to τ . We give a sketch.

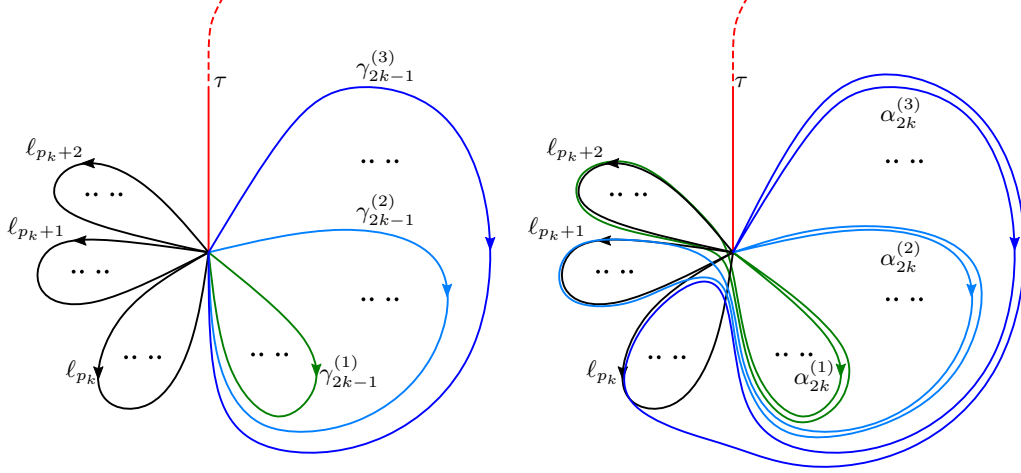
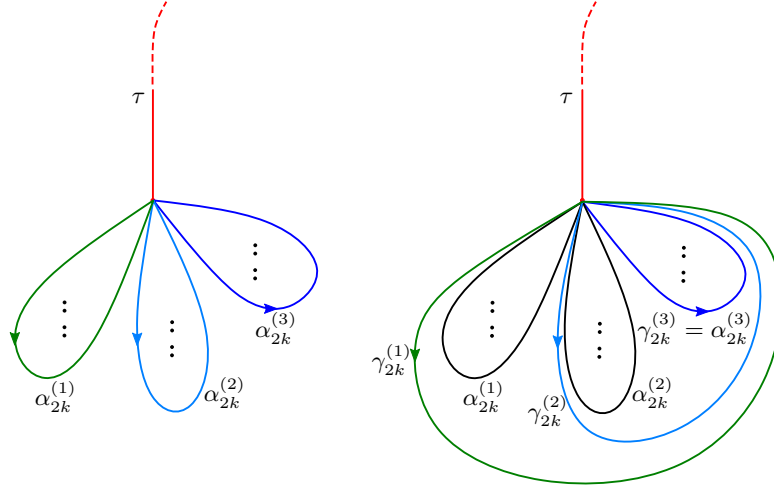
Suppose r_k self-intersects. Let p be the first self-intersection point on r_k as one starts out from ∞ following r_k . This point p cuts r_k into the concatenation of geodesics α, β, γ , where α (resp. γ) is the starting (resp. ending) geodesic path of r_k from ∞ to p (resp. from p to ∞) and β is the geodesic loop in between. There are two possible modifications: the straightening of $r'_k = \alpha \cdot \beta \cdot \bar{\alpha}$ or $r''_k = \alpha \cdot \bar{\beta} \cdot \bar{\alpha}$. Both are disjoint from τ and have self-intersection numbers no more than that of β and strictly less than that of r_k . Moreover, one of the two modifications makes a left turn at p and the other makes a right turn. Hence one of them is greater than r_k on I_τ . Continuing such modifications provides a (simple) loop disjoint from τ and gets even closer.

5. 2-FILLING RAYS DISJOINT FROM TWO-SIDE APPROACHABLE LONG RAYS

The goal of this section is to give an explicit and straightforward construction of 2-filling rays and prove the following theorem.

Theorem 5.1. *For any two-side approachable long ray τ , there is a 2-filling ray γ such that τ is the only ray disjoint from γ . Moreover, for any $n \geq 1$, there is a set $\underline{\gamma} = \{\gamma^{(1)}, \dots, \gamma^{(n)}\}$ of n mutually disjoint 2-filling rays such that the set of rays disjoint from any $\gamma^{(i)}$ is $\{\tau\} \cup (\underline{\gamma} \setminus \{\gamma^{(i)}\})$. Equivalently, the star of each $\gamma^{(i)}$ on the ray-and-loop graph \mathcal{R} is a clique with vertex set $\{\tau\} \cup \underline{\gamma}$.*

We first describe the construction of $\underline{\gamma}$ for each $n \geq 1$. Let ℓ_m, r_m be disjoint loops converging to τ as in Lemma 4.5. Choose two increasing sequences of positive integers p_k and q_k such that $p_{k+1} - p_k \geq n$ and $q_{k+1} - q_k \geq n$. We repeat the following two steps, depending on the parity of j , to inductively define n

FIGURE 6. Constructing $\alpha_{2k}^{(n-i)}$ from $\gamma_{2k-1}^{(n-i)}$ when $n = 3$ as in Step 1.FIGURE 7. Constructing $\gamma_{2k}^{(n-i)}$ from $\alpha_{2k}^{(n-i)}$ when $n = 3$ as in Step 2.

sequences of loops $\gamma_j^{(1)}, \dots, \gamma_j^{(n)}$. In the following, \cdot denotes the concatenation near ∞ locally disjoint from τ introduced in Section 4.

Step 1: Let $\alpha_{2k}^{(n-i)} := \gamma_{2k-1}^{(n-i)} \cdot \ell_{p_k+i} \cdot \overline{\gamma_{2k-1}^{(n-i)}}$ for all $0 \leq i \leq n-1$, and

let $\alpha_{2k-1}^{(i)} := \gamma_{2k-2}^{(i)} \cdot r_{q_k+i-1} \cdot \overline{\gamma_{2k-2}^{(i)}}$ for all $1 \leq i \leq n$; or

let $\alpha_1^{(i)} := r_{q_1+i-1}$ for all $1 \leq i \leq n$ for the initial case when $2k-1 = 1$.

Step 2: Let $\gamma_{2k}^{(n)} := \alpha_{2k}^{(n)}$ and $\gamma_{2k}^{(n-i)} := \alpha_{2k}^{(n-i)} \cdot \gamma_{2k}^{(n-i+1)}$ for all $1 \leq i \leq n-1$, and

let $\gamma_{2k-1}^{(1)} := \alpha_{2k-1}^{(1)}$ and $\gamma_{2k-1}^{(i)} := \alpha_{2k-1}^{(i)} \cdot \gamma_{2k-1}^{(i-1)}$ for all $2 \leq i \leq n$.

The constructions of $\alpha_{2k}^{(n-i)}$ and $\gamma_{2k}^{(n-i)}$ as in the two steps above are depicted in Figures 6 and 7 respectively. When p_k and q_k are large enough for all k , we will show that $\gamma_j^{(1)}, \dots, \gamma_j^{(n)}$ converge to simple rays $\gamma^{(1)}, \dots, \gamma^{(n)}$ with the desired properties as $j \rightarrow \infty$.

Before we proceed to show that the construction gives us the desired 2-filling rays, we explain how this intuitively works in the case $n = 1$, where we take $p_k = q_k = k$. Figure 8 shows the ray γ right before it

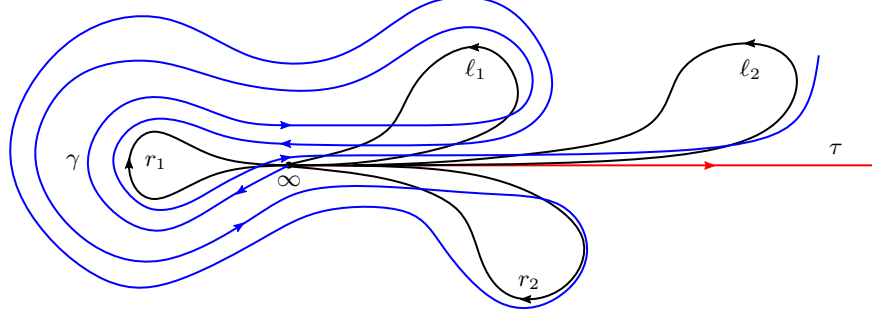


FIGURE 8. The 2-filling ray γ only disjoint from τ in our construction after the first few steps.

starts to follow ℓ_2 for the first time. One key property of γ is that when it starts to follow some ℓ_k (resp. r_k) for the first time it is in the middle slightly to the left (resp. right) of τ . Such segments get close to the starting segments of τ and γ on both sides, and thus force any ray other than γ and τ to intersect γ transversely.

In later sections we will give another construction of 2-filling rays using train tracks and laminations (see Theorem 8.1). That construction is similar to the construction here with $n = 1$, and one can almost see a train track in Figure 8 by collapsing parallel strands. Compare with Figure 21. See Section 13 for a detailed discussion on the correspondence.

To prove Theorem 5.1, we first prove some properties of the loops $\alpha_k^{(i)}$ and $\gamma_k^{(i)}$.

Lemma 5.2. *The sequences of loops $\gamma_j^{(1)}, \dots, \gamma_j^{(n)}$ and $\alpha_j^{(1)}, \dots, \alpha_j^{(n)}$ constructed above have the following properties:*

- (1) *For any given j , the loops $\gamma_j^{(i)}$ (resp. $\alpha_j^{(i)}$) as we vary i are mutually disjoint and disjoint from τ ;*
- (2) *For any $1 \leq i \leq n$, we have*

$$\gamma_{2k-1}^{(i)} < \gamma_{2k}^{(i)} \leq \alpha_{2k}^{(i)} < \overline{\alpha_{2k}^{(i)}} < \gamma_{2k-2}^{(i)},$$

on I_τ for all $k > 1$ and similarly

$$\gamma_{2k-1}^{(i)} < \overline{\alpha_{2k+1}^{(i)}} < \alpha_{2k+1}^{(i)} \leq \gamma_{2k+1}^{(i)} < \gamma_{2k}^{(i)},$$

on I_τ for all $k \geq 1$;

- (3) *For all $k \geq 1$ and any $1 \leq i \leq n$, $\gamma_{2k+1}^{(i)}$ and $\gamma_{2k}^{(i)}$ (resp. $\gamma_{2k}^{(i)}$ and $\gamma_{2k-1}^{(i)}$) can be made arbitrarily close on I_τ by choosing p_k (resp. q_k) large enough;*
- (4) *For all $k \geq 1$ we have $\bar{\ell}_{p_k+n} < \alpha_{2k}^{(1)} < \overline{\alpha_{2k}^{(1)}} < \alpha_{2k}^{(2)} < \dots < \alpha_{2k}^{(n)} < \overline{\alpha_{2k}^{(n)}} < \bar{r}_{q_k+1}$ on I_τ , and $\bar{\ell}_{p_k+n} < \gamma_{2k}^{(1)} < \dots < \gamma_{2k}^{(n)} < \overline{\gamma_{2k}^{(n)}} < \dots < \overline{\gamma_{2k}^{(1)}} < \bar{r}_{q_k+1}$. Similarly $\bar{\ell}_{p_k} < \alpha_{2k-1}^{(1)} < \alpha_{2k-1}^{(2)} < \dots < \alpha_{2k-1}^{(n)} < \overline{\alpha_{2k-1}^{(n)}} < \bar{r}_{q_k+n}$, and $\bar{\ell}_{p_k} < \gamma_{2k-1}^{(1)} < \gamma_{2k-1}^{(2)} < \dots < \gamma_{2k-1}^{(n)} < \bar{r}_{q_k+n}$.*
- (5) *Both $\alpha_{2k-1}^{(i)}$ and $\gamma_{2k-1}^{(i)}$ are disjoint from ℓ_s and r_t for all $s \geq p_k$ and $t \geq q_k + i$, and similarly $\alpha_{2k}^{(n-i)}$ and $\gamma_{2k}^{(n-i)}$ are disjoint from ℓ_s and r_t for all $s \geq p_k + i + 1$ and $t \geq q_{k+1}$.*

Proof. We prove bullets (1), (2), (4) and (5) together by induction on j .

For $j = 1$, we have $\alpha_1^{(i)} := r_{q_1+i-1}$ mutually disjoint and satisfying (4.1). We verify these statements about $\alpha_1^{(i)}$ and $\gamma_1^{(i)}$. By Lemma 4.4 we see that the $\gamma_1^{(i)}$'s are mutually disjoint simple loops since the $\alpha_1^{(i)}$'s are disjoint and satisfy (4.1). The second claim in Lemma 4.4 also implies that each $\gamma_1^{(i)}$ is disjoint from τ , ℓ_s , and r_t for all $s \geq p_1$ and $t \geq q_1 + i$. This verifies bullets (1) and (5). Bullet (4) follows from (4.1) and the last claim in Lemma 4.4, where we treat each $\gamma_1^{(i)}$ as the concatenation $\gamma_1^{(i-1)} \cdot \alpha_1^{(i)}$ for $i \geq 2$. Finally, bullet (2) is vacuous for $\alpha_1^{(i)}$ and $\gamma_1^{(i)}$.

Suppose the statements about loops up to $\alpha_j^{(i)}$ and $\gamma_j^{(i)}$ for all $1 \leq i \leq n$ and some $j \geq 1$ are all correct. We verify the results as we add $\alpha_{j+1}^{(i)}$ and $\gamma_{j+1}^{(i)}$ for all $1 \leq i \leq n$ to the list. We assume $j = 2k - 1$ for some $k \geq 1$ in the sequel. The case where j is even can be proved similarly in a symmetric way.

By the induction hypothesis and (4.1), $\gamma_{2k-1}^{(n-i)}$ is disjoint from τ , ℓ_s and r_t for $s \geq p_k$ and $t \geq q_{k+1} \geq q_k + n$, and we have $\ell_{p_k+i} < \bar{\ell}_{p_k+i} < \overline{\gamma_{2k-1}^{(n-i)}} < \gamma_{2k-1}^{(n-i)}$. Applying Lemma 4.4 twice to $\alpha_{2k}^{(n-i)} := \gamma_{2k-1}^{(n-i)} \cdot (\ell_{p_k+i} \cdot \overline{\gamma_{2k-1}^{(n-i)}})$ as the result of two concatenations, we see that $\alpha_{2k}^{(n-i)}$ is a loop disjoint from τ , ℓ_s and r_t for all $s \geq p_k + i + 1$ and $t \geq q_{k+1}$ as in bullets (1) and (5). Lemma 4.4 also implies that $\bar{\ell}_{p_k+n} < \alpha_{2k}^{(n-i)}, \overline{\alpha_{2k}^{(n-i)}} < \bar{r}_{q_{k+1}}$ as in bullet (4).

Next we show that $\alpha_{2k}^{(n-i)}$ and $\alpha_{2k}^{(n-j)}$ are disjoint for any $i < j$. This can be seen by observing the disjoint representatives in Figure 6. Alternatively, note that $\gamma_{2k-1}^{(n-j)}$ and ℓ_{p_k+j} are disjoint from ℓ_{p_k+i} and $\gamma_{2k-1}^{(n-i)}$, and that neither $\gamma_{2k-1}^{(n-j)}$ nor ℓ_{p_k+j} sits between $\bar{\ell}_{p_k+i}$ and $\overline{\gamma_{2k-1}^{(n-i)}}$. So we deduce from Lemma 4.4 that $\ell_{p_k+i} \cdot \overline{\gamma_{2k-1}^{(n-i)}}$ is disjoint from $\gamma_{2k-1}^{(n-j)}$ and ℓ_{p_k+j} , and that neither $\gamma_{2k-1}^{(n-j)}$ nor ℓ_{p_k+j} sits between $\overline{\gamma_{2k-1}^{(n-i)}}$ and $\ell_{p_k+i} \cdot \overline{\gamma_{2k-1}^{(n-i)}}$. Thus by applying Lemma 4.4 again, we see that $\alpha_{2k}^{(n-i)}$ is also disjoint from $\gamma_{2k-1}^{(n-j)}$ and ℓ_{p_k+j} , and that $\ell_{p_k+j} < \bar{\ell}_{p_k+j} < \overline{\gamma_{2k-1}^{(n-j)}} < \gamma_{2k-1}^{(n-j)} < \alpha_{2k}^{(n-i)}$. By a similar process, we can further deduce that $\alpha_{2k}^{(n-i)}$ and $\alpha_{2k}^{(n-j)} = \gamma_{2k-1}^{(n-j)} \cdot (\ell_{p_k+j} \cdot \overline{\gamma_{2k-1}^{(n-j)}})$ are disjoint.

Now we prove $\gamma_{2k-1}^{(n-i)} < \gamma_{2k}^{(n-i)} \leq \alpha_{2k}^{(n-i)} < \overline{\alpha_{2k}^{(n-i)}} < \gamma_{2k-2}^{(n-i)}$ as in bullet (2) by finding suitable lifts of $\gamma_{2k}^{(n-i)}$, $\alpha_{2k}^{(n-i)}$, and $\overline{\alpha_{2k}^{(n-i)}}$. The induction hypothesis already guarantees $\gamma_{2k-1}^{(n-i)} < \gamma_{2k-2}^{(n-i)}$. On a fundamental domain $\tilde{\Omega}$ of Ω_C between two consecutive lifts of τ starting from a chosen $\widetilde{\infty}$, we have the lifts of $\gamma_{2k-2}^{(n-i)}$, $\gamma_{2k-1}^{(n-i)}$ starting at $\widetilde{\infty}$ shown in Figure 9. Then we have lifts of ℓ_{p_k+i} and $\bar{\ell}_{p_k+i}$ starting at the endpoint of the lift of $\gamma_{2k-1}^{(n-i)}$. Their relative positions are correct since $\ell_{p_k+i} < \bar{\ell}_{p_k+i} < \overline{\gamma_{2k-1}^{(n-i)}}$, and they do not intersect the lift of $\gamma_{2k-2}^{(n-i)}$ since ℓ_{p_k+i} is disjoint from $\gamma_{2k-2}^{(n-i)}$. Then we have lifts of $\overline{\gamma_{2k-1}^{(n-i)}}$ starting at the endpoints of the lifts of ℓ_{p_k+i} and $\bar{\ell}_{p_k+i}$ respectively. They both go to the left as shown in Figure 9 since $\ell_{p_k+i} < \bar{\ell}_{p_k+i} < \overline{\gamma_{2k-1}^{(n-i)}}$. From this, we obtain the lifts of $\alpha_{2k}^{(n-i)}$ and $\overline{\alpha_{2k}^{(n-i)}}$ starting from $\widetilde{\infty}$. This shows that $\gamma_{2k-1}^{(n-i)} < \alpha_{2k}^{(n-i)} < \overline{\alpha_{2k}^{(n-i)}} < \gamma_{2k-2}^{(n-i)}$. It remains to find the lift of $\gamma_{2k}^{(n-i)}$.

For any $1 \leq i < j \leq n$, since $\gamma_{2k-1}^{(n-j)} < \gamma_{2k-1}^{(n-i)}$ and $\gamma_{2k-1}^{(n-i)}$ is disjoint from ℓ_{p_k+j} , the above configuration implies that $\overline{\alpha_{2k}^{(n-j)}} < \alpha_{2k}^{(n-i)}$. Based on this relation, the lift of $\alpha_{2k}^{(n-i+1)}$ starting at the end of the lift of $\alpha_{2k}^{(n-i)}$ must head to the left as shown in Figure 9. It must stay inside the half-disk bounded by the lift of ℓ_{p_k+i} since $\alpha_{2k}^{(n-i+1)}$ is disjoint from ℓ_{p_k+i} . Continuing this process, we obtain lifts of $\alpha_{2k}^{(n-i+1)}, \dots, \alpha_{2k}^{(n)}$ this way to construct a lift of $\gamma_{2k}^{(n-i)}$ starting from $\widetilde{\infty}$, shown in Figure 9. This implies that

$$\gamma_{2k-1}^{(i)} < \gamma_{2k}^{(i)} \leq \alpha_{2k}^{(i)} < \overline{\alpha_{2k}^{(i)}} < \gamma_{2k-2}^{(i)}$$

as in bullet (2).

Note that we also proved the inequality $\alpha_{2k}^{(1)} < \overline{\alpha_{2k}^{(1)}} < \alpha_{2k}^{(2)} < \dots < \alpha_{2k}^{(n)} < \overline{\alpha_{2k}^{(n)}}$ as in bullet (4) along the way. The inequalities about $\alpha_{2k}^{(n-i)}$'s that we have established, together with Lemma 4.4, implies that the $\gamma_{2k}^{(n-i)}$'s are simple loops and satisfy the disjointness in bullets (1) and (5). The inequalities in bullet (4) concerning $\gamma_{2k}^{(n-i)}$'s also follow this way; also see Figure 7 for an illustration.

This completes the inductive step and proves bullets (1), (2), (4) and (5).

To see bullet (3), note that by bullet (2), $\gamma_{2k+1}^{(n-i)}$ sits in between $\gamma_{2k-1}^{(n-i)}$ and $\gamma_{2k}^{(n-i)}$. Since $\gamma_{2k+1}^{(n-i)}$ is disjoint from τ by bullet (1), in Figure 9, the lift of $\gamma_{2k+1}^{(n-i)}$ starting from $\widetilde{\infty}$ must have endpoint between $\widetilde{\infty}_1$ and $\widetilde{\infty}_2$, and thus between $\widetilde{\infty}_1$ and $\widetilde{\infty}_3$. As $p_k \rightarrow \infty$, the loop ℓ_{p_k+i} converges to τ and $\widetilde{\infty}_3$ converges to $\widetilde{\infty}_1$, thus $\gamma_{2k+1}^{(n-i)}$ and $\gamma_{2k}^{(n-i)}$ can be made arbitrarily close by choosing p_k large.

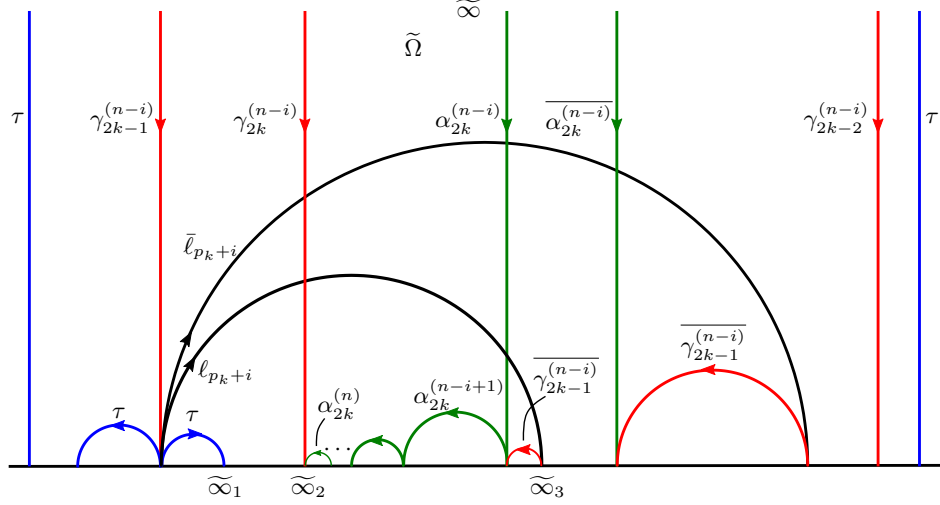


FIGURE 9. Obtaining the lifts of $\alpha_{2k}^{(n-i)}$, $\overline{\alpha_{2k}^{(n-i)}}$ and $\gamma_{2k}^{(n-i)}$ starting from $\widetilde{\infty}$ in $\widetilde{\Omega}$, shown on the upper half-plane with the point at infinity being $\widetilde{\infty}$.

□

Lemma 5.3. *For all $k > 1$ and any $1 \leq i \leq j \leq n$ we have*

$$\overline{\alpha_{2k}^{(j)}} < \overline{\alpha_{2k}^{(j-1)} \cdot \alpha_{2k}^{(j)}} < \dots < \overline{\alpha_{2k}^{(i)} \dots \alpha_{2k}^{(j)}} < \overline{\gamma_{2k-2}^{(j)}}$$

on I_τ and similarly for all $k \geq 1$ we have

$$\overline{\alpha_{2k+1}^{(i)}} > \overline{\alpha_{2k+1}^{(i+1)} \cdot \alpha_{2k+1}^{(i)}} > \dots > \overline{\alpha_{2k+1}^{(j)} \dots \alpha_{2k+1}^{(i)}} > \overline{\gamma_{2k-1}^{(i)}}.$$

Proof. Recall the construction of the lift of $\overline{\alpha_{2k}^{(j)}} = \overline{\gamma_{2k-1}^{(j)} \cdot \ell_{p_k+n-j} \cdot \gamma_{2k-1}^{(j)}}$ starting from $\widetilde{\infty}$ in Figure 9. Denote its endpoint as $\widetilde{\infty}_{(j)}$ in Figure 10. To obtain the lift of $\overline{\alpha_{2k}^{(j-1)} \cdot \alpha_{2k}^{(j)}} = \overline{\alpha_{2k}^{(j)} \cdot \alpha_{2k}^{(j-1)}}$ starting from $\widetilde{\infty}$, we first visualize the lift of $\overline{\alpha_{2k}^{(j-1)}}$ starting from $\widetilde{\infty}_{(j)}$. Note that $\overline{\alpha_{2k}^{(j-1)}}$ is the concatenation of $\overline{\gamma_{2k-1}^{(j-1)}}$, $\overline{\ell_{p_k+n-j+1}}$ and $\overline{\gamma_{2k-1}^{(j-1)}}$, all of which are disjoint from $\overline{\gamma_{2k-1}^{(j)}}$. Thus the lift of $\overline{\alpha_{2k}^{(j-1)}}$ starting from $\widetilde{\infty}_{(j)}$ is shown as in Figure 10, which stays inside the semicircle corresponding to $\overline{\gamma_{2k-1}^{(j)}}$. Here we have used that $\overline{\gamma_{2k-1}^{(j-1)}} < \overline{\gamma_{2k-1}^{(j)}} < \overline{\alpha_{2k}^{(j)}}$ as in Lemma 5.2.

By concatenating the lift of $\overline{\alpha_{2k}^{(j)}}$ from $\widetilde{\infty}$ and the lift of $\overline{\alpha_{2k}^{(j-1)}}$ starting from $\widetilde{\infty}_{(j)}$, we get the lift of $\overline{\alpha_{2k}^{(j-1)} \cdot \alpha_{2k}^{(j)}}$ starting from $\widetilde{\infty}$, and observe that $\overline{\alpha_{2k}^{(j)}} < \overline{\alpha_{2k}^{(j-1)} \cdot \alpha_{2k}^{(j)}} < \overline{\gamma_{2k-2}^{(j)}}$.

We can continue lifting $\overline{\alpha_{2k}^{(m)}}$ for all $j-1 < m \leq i$. The same approach proves the first inequality in the lemma. A symmetric argument proves the other claimed inequality. □

Corollary 5.4. *We have $\overline{\gamma_{2k-1}^{(1)}} < \overline{\gamma_{2k+1}^{(i)}} \leq \overline{\gamma_{2k+1}^{(1)}} < \overline{\gamma_{2k+1}^{(1)}}$ on I_τ for any $1 \leq i \leq n$ and any $k \geq 1$, and similarly $\overline{\gamma_{2k}^{(n)}} < \overline{\gamma_{2k}^{(i)}} \leq \overline{\gamma_{2k}^{(i)}} < \overline{\gamma_{2k-2}^{(n)}}$ for all $k > 1$.*

Proof. We have $\overline{\gamma_{2k}^{(n)}} < \overline{\gamma_{2k}^{(n)}}$ by bullet (4) of Lemma 5.2. Since $\overline{\gamma_{2k}^{(i)}} = \overline{\alpha_{2k}^{(i)} \dots \alpha_{2k}^{(n)}}$, the rest of the inequality with even subscripts follows from this and the first inequality in Lemma 5.3 by taking $j = n$. Similarly the inequality with odd subscripts also follows from Lemmas 5.3 and 5.2. □

Lemma 5.5. *By choosing p_k and q_k large enough for all k , the sequence $\gamma_k^{(i)}$ converges to a simple ray $\gamma^{(i)}$ disjoint from τ for all $1 \leq i \leq n$. In this case, we have*

- (1) $\gamma^{(1)} < \gamma^{(2)} < \dots < \gamma^{(n)}$;
- (2) the $\gamma^{(i)}$'s are mutually disjoint; and

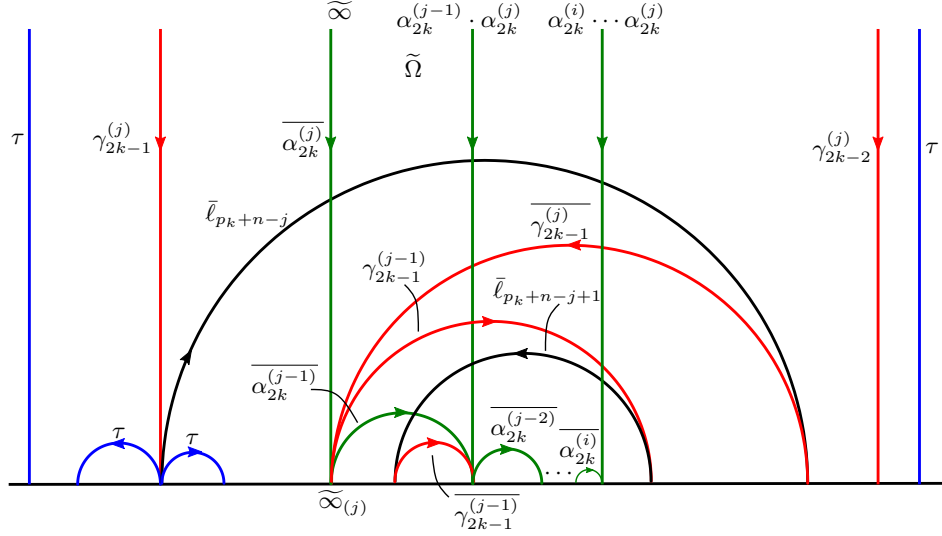


FIGURE 10. Visualizing the lifts of $\overline{\alpha_{2k}^{(j-1)} \cdot \alpha_{2k}^{(j)}}$ and $\overline{\alpha_{2k}^{(i)} \cdots \alpha_{2k}^{(j)}}$ starting from $\widetilde{\infty}$, shown on the upper half-plane with the point at infinity being $\widetilde{\infty}$.

- (3) $\overline{\gamma_{2k-1}^{(i)}}$ (resp. $\overline{\gamma_{2k}^{(i)}}$) converges to $\gamma^{(1)}$ (resp. $\gamma^{(n)}$) as $k \rightarrow \infty$ for all $1 \leq i \leq n$.

Proof. By bullet (2) of Lemma 5.2, for each i , the sequence $\gamma_{2k}^{(i)}$ (resp. $\gamma_{2k-1}^{(i)}$) is decreasing (resp. increasing) in k , and $\gamma_{2k-1}^{(i)} < \gamma_{2k}^{(i)}$ for all k . Thus the sequence $\{\gamma_{2k}^{(i)}\}$ is convergent provided that $\gamma_{2k-1}^{(i)}$ and $\gamma_{2k}^{(i)}$ get close as k increases, which can be done by choosing p_k and q_k large; see bullet (3) of Lemma 5.2.

Given the convergence, we have $\gamma^{(1)} < \gamma^{(2)} < \cdots < \gamma^{(n)}$ by bullet (4) of Lemma 5.2. Since $\gamma_k^{(i)}$ and $\gamma_k^{(j)}$ are disjoint for any k , so are $\gamma^{(i)}$ and $\gamma^{(j)}$. Finally, since $\gamma_{2k-3}^{(1)} < \gamma_{2k-1}^{(i)} < \gamma_{2k-1}^{(1)}$ and $\gamma_{2k}^{(n)} < \gamma_{2k}^{(i)} < \gamma_{2k-2}^{(n)}$ by Corollary 5.4, we see that $\overline{\gamma_{2k-1}^{(i)}}$ (resp. $\overline{\gamma_{2k}^{(i)}}$) converges to $\gamma^{(1)}$ (resp. $\gamma^{(n)}$). \square

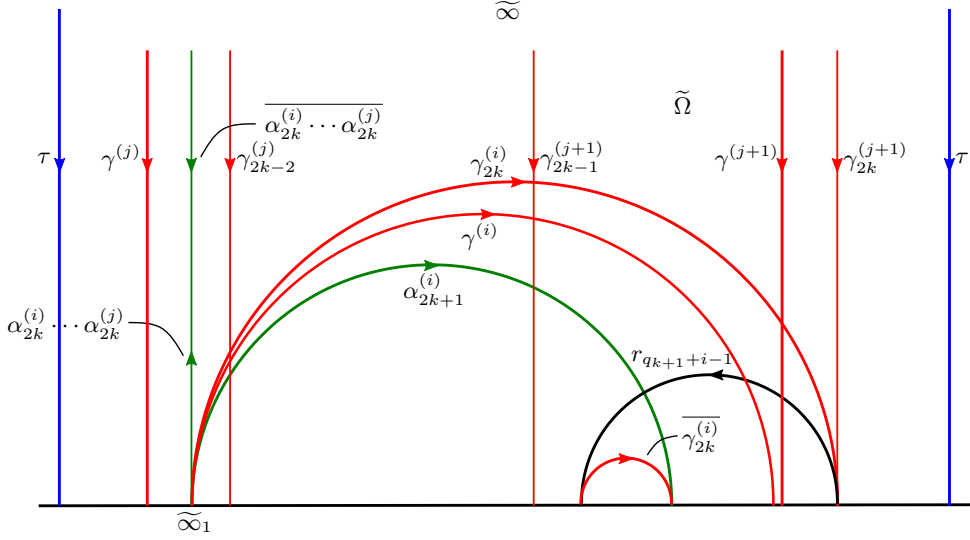
We are now in a place to prove Theorem 5.1.

Proof of Theorem 5.1. Since τ is two-side approachable, by Lemma 4.5, we obtain disjoint loops ℓ_i, r_i converging to τ on the two sides and satisfying (4.1). Construct n sequences of loops $\{\gamma_k^{(i)}\}$ with $1 \leq i \leq n$ as above and choose the constants p_k, q_k properly so that the sequences of loops $\{\gamma_k^{(i)}\}$ converge to disjoint rays $\gamma^{(i)}$ by Lemma 5.5.

Let $\underline{\gamma} = \{\gamma^{(i)}\}_{i=1}^n$. It remains to show that any ray α other than τ or those in $\underline{\gamma}$ intersects each $\gamma^{(i)}$.

We first show that α intersects $\gamma^{(i)}$ for any $1 \leq i \leq j$ if we have $\gamma^{(j)} < \alpha < \gamma^{(j+1)}$ for some $j \leq n-1$. Recall that $\gamma_{2k}^{(i)} = \alpha_{2k}^{(i)} \cdot \gamma_{2k}^{(i+1)} = \cdots = (\alpha_{2k}^{(i)} \cdot \alpha_{2k}^{(i+1)} \cdots \alpha_{2k}^{(j)}) \cdot \gamma_{2k}^{(j+1)}$. We have $\gamma_{2k}^{(j)} \leq \alpha_{2k}^{(j)} < \overline{\alpha_{2k}^{(i)} \cdot \alpha_{2k}^{(i+1)} \cdots \alpha_{2k}^{(j)}} < \gamma_{2k-2}^{(j)}$ by Lemma 5.3 and bullet (2) of Lemma 5.2. Thus $\overline{\alpha_{2k}^{(i)} \cdot \alpha_{2k}^{(i+1)} \cdots \alpha_{2k}^{(j)}}$ converges to $\gamma^{(j)}$ as k goes to infinity. Combining this with the fact that $\gamma_{2k}^{(j+1)}$ converges to $\gamma^{(j+1)}$, we see lifts of $\gamma_{2k}^{(i)}$ with the starting point and endpoint converging to the endpoints of $\tilde{\gamma}^{(j)}$ and $\tilde{\gamma}^{(j+1)}$ respectively as $k \rightarrow \infty$, where $\tilde{\gamma}^{(j)}$ (resp. $\tilde{\gamma}^{(j+1)}$) is the lift of $\gamma^{(j)}$ (resp. $\gamma^{(j+1)}$) starting from $\widetilde{\infty}$, a chosen lift of ∞ ; see Figure 11.

Based on this lift of $\gamma_{2k}^{(i)}$, we obtain a lift of $\alpha_{2k+1}^{(i)} = \gamma_{2k}^{(i)} \cdot r_{q_{k+1}+i-1} \cdot \overline{\gamma_{2k}^{(i)}}$ starting at the same point $\widetilde{\infty}_1$, shown in Figure 11. Since $\overline{\gamma_{2k}^{(i)}} < \bar{r}_{q_{k+1}} \leq \bar{r}_{q_{k+1}+i-1}$ and $r_{q_{k+1}+i-1}$ is disjoint from $\gamma_{2k-1}^{(j+1)}$, the endpoint of this lift of $\alpha_{2k+1}^{(i)}$ must sit in between those of $\tilde{\gamma}_{2k-1}^{(j+1)}$ and $\tilde{\gamma}_{2k}^{(j+1)}$, where $\tilde{\gamma}_{2k-1}^{(j+1)}$ (resp. $\tilde{\gamma}_{2k}^{(j+1)}$) is the lift of $\gamma_{2k-1}^{(j+1)}$ (resp. $\gamma_{2k}^{(j+1)}$) starting from $\widetilde{\infty}$.


 FIGURE 11. Visualizing lifts of $\gamma_{2k}^{(i)}$, $\alpha_{2k+1}^{(i)}$ and $\gamma^{(i)}$ starting from $\widetilde{\infty}_1$.

Since $\alpha_{2k+1}^{(i)} < \gamma_{2k+1}^{(i)} < \gamma^{(i)} < \gamma_{2k}^{(i)}$ by bullet (2) of Lemma 5.2, the lift of $\gamma^{(i)}$ starting at $\widetilde{\infty}_1$ sits in between the above lifts of $\gamma_{2k}^{(i)}$ and $\alpha_{2k+1}^{(i)}$. As k goes to infinity, this process provides lifts of $\gamma^{(i)}$ converging to the geodesic starting from the endpoint of $\tilde{\gamma}^{(j)}$ to the endpoint of $\tilde{\gamma}^{(j+1)}$. Thus any ray $\gamma^{(j)} < \alpha < \gamma^{(j+1)}$ intersects $\gamma^{(i)}$ for all $j \geq i$.

A symmetric argument using lifts of $\gamma_{2k-1}^{(i)}$ and $\alpha_{2k}^{(i)}$ shows that any ray $\gamma^{(j-1)} < \alpha < \gamma^{(j)}$ intersects $\gamma^{(i)}$ for all $j \leq i$.

So it remains to show that $\gamma^{(i)}$ intersects any ray α satisfying $\alpha < \gamma^{(1)}$ or $\alpha > \gamma^{(n)}$ on I_τ . We will focus on the case where $\alpha < \gamma^{(1)}$. The other case can be proved in a symmetric way.

Recall that $\gamma_{2k}^{(i)} = \alpha_{2k}^{(i)} \cdot \gamma_{2k}^{(i+1)} = \gamma_{2k-1}^{(i)} \cdot \ell_{p_k+n-i} \cdot \overline{\gamma_{2k-1}^{(i)}} \cdot \gamma_{2k}^{(i+1)}$. By Lemma 5.2, we have $\overline{\gamma_{2k-1}^{(i)}} < \gamma_{2k-1}^{(1)} < \gamma^{(1)}$, $\ell_{p_k+n-i} < \bar{\ell}_{p_k+n-i} < \gamma_{2k-1}^{(i)}$ and $\gamma_{2k-1}^{(i)} < \gamma_{2k}^{(i)} < \gamma_{2k}^{(i+1)}$. Thus we obtain a lift of $\gamma_{2k}^{(i)}$ as shown in Figure 12, whose endpoint converges to the lift of τ on the left boundary of the fundamental domain $\tilde{\Omega}$ as $k \rightarrow \infty$. By Lemma 5.5, as k goes to infinity, the starting point $\widetilde{\infty}_1$ of this lift converges to the endpoint of $\tilde{\gamma}^{(1)}$, the lift of $\gamma^{(1)}$ starting from $\widetilde{\infty}$. Since $\gamma^{(i)} < \gamma_{2k}^{(i)}$, the same convergence of endpoint holds true for the lift of $\gamma^{(i)}$ starting from $\widetilde{\infty}_1$. This provides lifts of $\gamma^{(i)}$ that intersect any ray α satisfying $\alpha < \gamma^{(1)}$ and completes the proof. \square

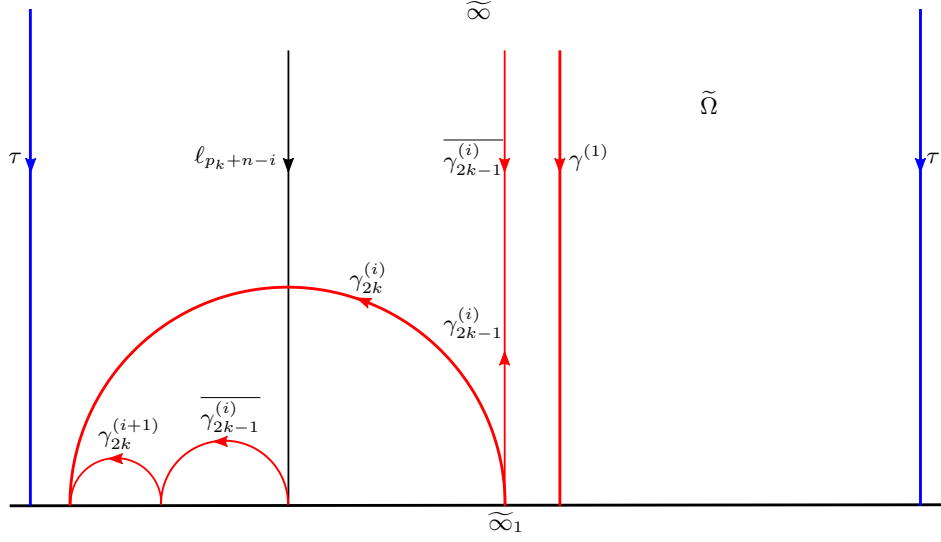
Remark 5.6. By changing the subsurface in the interior of each ℓ_i and r_i suitably, the construction gives rise to 2-filling rays on other surfaces of infinite type.

The construction above only produces 2-filling rays that have *finite* valence in \mathcal{R} , i.e. their stars in \mathcal{R} are *finite* cliques. We do not know the answer to the following question, which is seemingly related to the analogous open question for high-filling rays.

Question 5.7. Is there an infinite clique of 2-filling rays in \mathcal{R} ?

The finite cliques of 2-filling rays constructed above are only disjoint from a single non-filling long ray τ . In Section 7 we will show that in such a situation, the long ray τ must be two-side approachable, and thus in this sense all 2-filling rays of this type come from our construction.

In general, one could also have a finite clique of 2-filling rays that are disjoint from several different non-filling long rays. This certainly can be done on surfaces with non-planar ends. See Section 14.

FIGURE 12. Visualizing a lift of $\gamma_{2k}^{(i)}$.

As the existence of 2-filling rays makes it more complicated to check whether a ray is high-filling (and thus contributes to a point on the Gromov boundary of the loop graph), it is natural to ask for a (relatively simple) sufficient condition that guarantees a ray to be high-filling. Yan Mary He and Kasra Rafi asked whether a ray is high-filling if it is filling in some stronger sense.

We believe only further requiring a filling ray to intersect all closed geodesics does not rule out the possibility that it is 2-filling. We will explain below a modification of the construction above that gives rise to a 2-filling ray that is filling in this strong sense.

However, the answer might become positive if we require the ray to intersect all proper geodesics (e.g. including geodesics from a point in the Cantor set to another), as 2-filling rays might always contain proper geodesics in their limit sets.

Question 5.8. Does the limit set of a 2-filling ray always contain a proper leaf?

In the original construction with $n = 1$, the 2-filling ray γ we obtain is disjoint from all closed geodesics in the interior of each r_i or ℓ_i . In general there could be other disjoint closed geodesics if the interiors of r_i, ℓ_i do not eventually “cover” the entire Cantor set. However, one can avoid this by choosing the two-side approachable long ray τ and r_i, ℓ_i appropriately.

Thus the key is to modify the construction so that γ intersects all closed geodesics in the interior of each r_i and ℓ_i . We explain the modification near r_1 below. This same strategy may be applied to the other loops r_i and ℓ_i as well. To chop up the interior of r_1 , we repeatedly cut this disk and the Cantor subset in it into two halves by introducing infinitely many loops, where the new segments correspond to dyadic rational numbers; see Figure 13.

In the iterative construction of a 2-filling ray γ through γ_k ’s (we drop the superscripts as we take $n = 1$), when we follow $\bar{\gamma}_{2k}$ to fold back and obtain γ_{2k+1} , we modify it and let some of the segments go inside the interior of r_1 following some of the new segments corresponding to dyadic numbers, so that in the end γ traverses all these segments corresponding to the dyadic numbers and thus intersects all closed geodesics in the interior of r_1 .

An explicit way is to do the fold-back as in the original construction except that, for the strands “carried” by the segment corresponding to each positive dyadic number, pull the lowest strand down to traverse the segment corresponding to the closest dyadic number with twice the denominator. Figure 14 illustrates this in the case of γ_3 and γ_5 . One can verify that this modification only affects the part where we fold back following $\bar{\gamma}_{2k}$ (the red portion in the figure). Thus it does not affect the previous γ_i ’s. Adopting this modification to

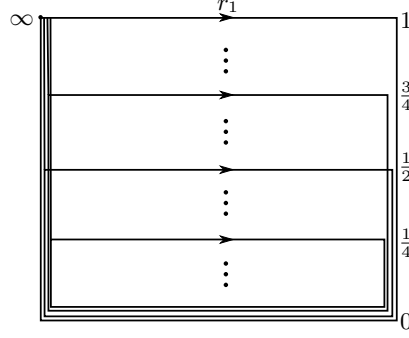


FIGURE 13. Loops corresponding to dyadic numbers that cut up the Cantor subset in the interior of r_1

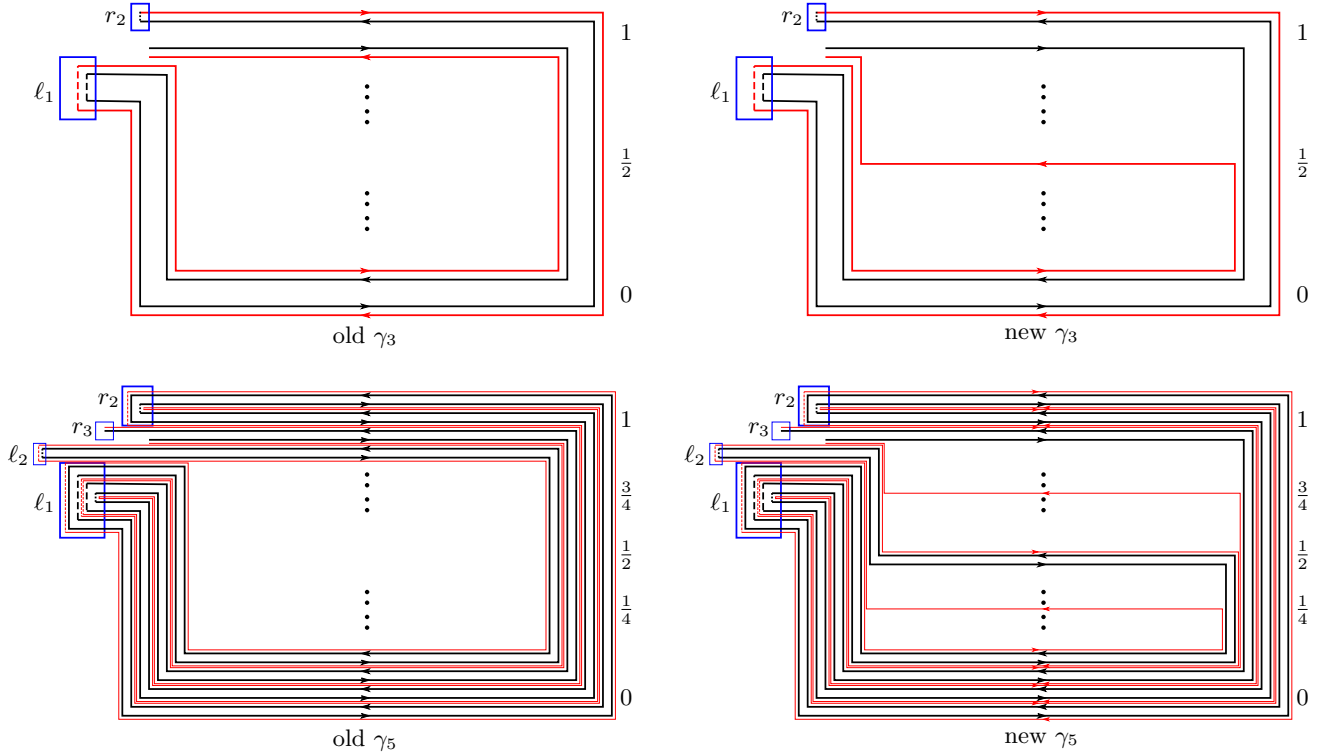


FIGURE 14. Comparison of γ_3 and γ_5 in original construction (left) and in the modified construction (right) near r_1 . The portion in red represents the part obtained in the iterative construction when the curve folds back. The dotted line in each blue box indicates that the ray is away from r_1 and near the loop labeled.

curves near each r_i and ℓ_i simultaneously, we should obtain in the limit a 2-filling ray that also intersects all closed geodesics.

6. 2-FILLING RAYS AROUND

In this section we apply the construction introduced in Section 5 to different two-side approachable long rays, and give a continuum of mapping class group orbits of 2-filling rays as well as two-side approachable long rays.

Theorem 6.1. *The set of two-side approachable long rays is invariant under the action of the mapping class group Γ , and there is a continuum of orbits. In particular, there is a continuum of mapping class group orbits of 2-filling rays.*

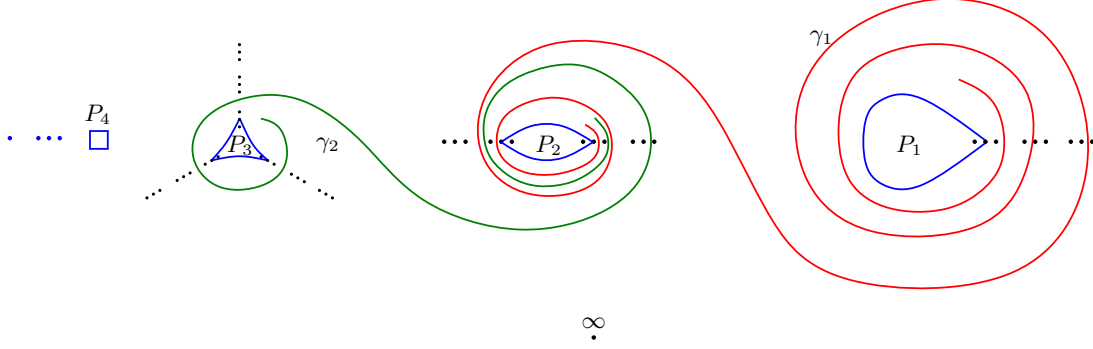


FIGURE 15. The closed set L , which contains the sequence of sets P_k converging to a point in the Cantor set, and also contains bi-infinite geodesics γ_k with only γ_1 and γ_2 shown in the figure.

Proof. The set of two-side approachable long rays is invariant by definition. It suffices to construct a continuum of orbits. Since for each two-side approachable long ray τ there is a 2-filling ray only disjoint from τ by Theorem 5.1, this would also give a continuum of orbits of 2-filling rays.

We will distinguish the two-side approachable long rays we construct by their limit sets, which we now describe. Fix an infinite increasing sequence of integers $1 \leq n_1 < n_2 < \dots$. For each k there is some ideal geodesic n_k -gon P_k on Ω , where the interior possibly contains points in the Cantor set. We arrange $\{P_k\}$ so that

- they have disjoint interiors and distinct vertices,
- they limit to a single point in the Cantor set, and
- each vertex of P_k is accumulated by points of the Cantor set in the exterior of P_k .

See Figure 15 for an example in the case $n_k = k$ for all k .

For each k , add a bi-infinite geodesic γ_k spiraling and limiting to P_k and P_{k+1} respectively at the two ends. We arrange $\{\gamma_k\}$ so that they are mutually disjoint and also disjoint from $\cup_k P_k$. See Figure 15.

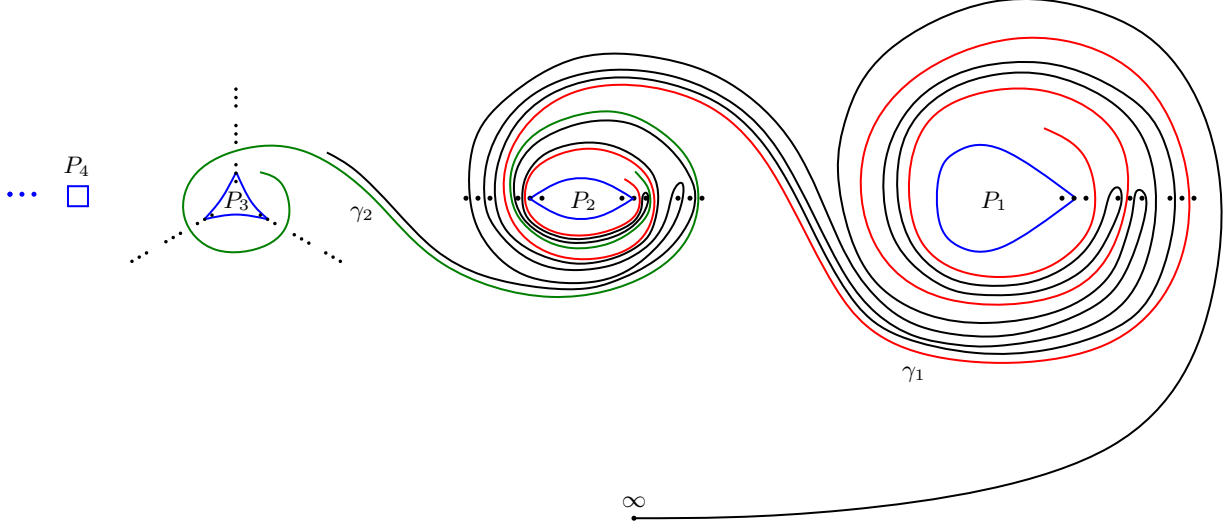
Let L be the union of all γ_k and P_k . Then L is a lamination in Ω . The union of all P_k is the set of leaves in L that are accumulated onto by other leaves. Thus for each sequence $\{n_k\}$, the set of non-isolated leaves of L combinatorially is an infinite subset of $\{n\text{-gon}\}_{n \geq 1}$, and any infinite subset appears this way. Hence by taking all possible choices of the sequence $\{n_k\}$, we obtain a continuum of mutually nonequivalent geodesic laminations L .

So it suffices to construct a two-side approachable long ray τ so that its limit set is a given lamination L constructed above. The construction is not sensitive to the choice of $\{n_k\}$, so we will assume $n_k = k$ for simplicity.

By the property of P_k , near each end of any γ_k we repeatedly see points in the Cantor set to the left (resp. right) of γ_k . We will use these points in our construction to turn the ray τ around to the left-hand (resp. right-hand) side after following γ_k for a while.

The ray τ starts out following γ_1 to spiral around P_1 . Then turn around to the right-hand side to follow γ_1 in the opposite direction and spiral around P_2 . This time turn around to the left-hand side to go back following γ_1 and spiral around P_1 again for a longer time than the first time. Turn around to the right-hand side again following γ_1 and spiral around P_2 for a longer time, and then turn around to the right-hand side following γ_2 to spiral around P_3 . The ray we obtain up to this step is shown in Figure 16.

To continue the construction in general, once the ray follows some γ_k to spiral around P_{k+1} (e.g. P_2 as above) for the first time, we turn it around to the left-hand side to follow γ_k in the opposite direction and go back all the way until we are spiraling around P_1 , where we spiral for a longer time than any previous time. Then there is nothing between τ up to this point and γ_1 , so we can turn around to the right-hand side and follow γ_1 to spiral around P_2 for a longer time than any previous time, and then follow γ_2 to spiral


 FIGURE 16. The ray τ we construct after the first few steps.

around P_3 etc, until we follow γ_{k+1} and spiral around P_{k+2} for the first time. Now repeat the construction to continue.

In the construction, since the ray τ spirals around each previously visited P_k along γ_k for a longer time than before and γ_k limits to P_k , we can see that the limit set of τ is L .

Since every time we turn τ around in the construction using a set of points in the Cantor set, there are perturbations slightly to the left and right that turn around in the same way but go back all the way to ∞ . These perturbations can be chosen to be disjoint from τ . Such loops can follow τ for any desired long time, so they limit to τ on both sides. This shows that τ is two-side approachable. \square

The proof shows that a two-side approachable ray could have various kinds of limit sets. We are curious about the following question.

Question 6.2. Which kind of geodesic laminations can appear as the limit set of some two-side approachable long ray? What about 2-filling rays?

We do know that the limit set of a 2-filling ray properly contains the limit set of some long ray disjoint from it. We first prove the following lemma.

Lemma 6.3. *For any filling ray γ on Ω , its limit set Λ contains the limit set of any long ray τ disjoint from γ .*

Proof. The set D_γ of (long) rays disjoint from (or coinciding with) γ is a closed subset on the conical circle, and it contains at least two elements if τ exists. Moreover, D_γ is nowhere dense since it is a set of simple rays (see Section 2).

Let (α, β) be any complementary interval of D_γ , where we possibly have α or β being γ . Fix a lift $\widetilde{\infty}$ of ∞ on the universal cover, and fix two consecutive lifts $\tilde{\gamma}_1, \tilde{\gamma}_2$ of γ starting at $\widetilde{\infty}$. Between these two lifts, there is a unique lift $\tilde{\alpha}$ (resp. $\tilde{\beta}$) of α (resp. β) starting at $\widetilde{\infty}$. Let a, b be the endpoints of $\tilde{\alpha}, \tilde{\beta}$ respectively. Let L be the unique bi-infinite geodesic going from a to b . Let $p(L)$ be its projection to Ω .

Since γ intersects all rays in (α, β) , there are lifts of γ converging to L by Lemma 2.1. Thus the closure of $p(L)$ lies in the limit set Λ of γ , which contains the limit sets of α and β since L and $\tilde{\alpha}$ (resp. $\tilde{\beta}$) start (resp. end) at the same point on the boundary.

Now suppose τ is disjoint from γ and is not on the boundary of any complementary interval of D_γ . Remove the closed half-disk bounded by L from the region between $\tilde{\gamma}_1$ and $\tilde{\gamma}_2$ for all L associated to complementary

intervals (α, β) . Denote the resulting set by Ω_γ , which is geodesically convex and thus contractible. Note that the lift $\tilde{\tau}$ of τ starting from $\tilde{\infty}$ lies inside Ω_γ .

Consider the limit set $\text{cl}(\tau) \setminus \tau$ of τ as a geodesic lamination. For any point x in it, let ℓ_x be the leaf through x . Then any lift of ℓ_x does not intersect any L associated to a complementary interval (α, β) since τ is disjoint from γ . This implies that any lift of x lies outside Ω_γ .

Now for any $\epsilon > 0$, there is some y on τ and a geodesic segment s of length less than ϵ connecting x, y . Let \tilde{y} be the lift of y on $\tilde{\tau}$ and \tilde{s}, \tilde{x} the corresponding lifts of s and x . Then \tilde{s} connects $\tilde{y} \in \Omega_\gamma$ and $\tilde{x} \notin \Omega_\gamma$, so it must intersect some L associated to a complementary interval (α, β) . The intersection point has distance to \tilde{x} less than ϵ . Since each $p(L)$ lies in Λ , this shows that $x \in \Lambda$. As x is arbitrary, we conclude that the limit set Λ of γ also contains the limit set of τ . \square

Proposition 6.4. *For any 2-filling ray γ and any long ray τ that is not filling and disjoint from γ , the limit set Λ of γ contains the limit set of τ as a proper subset. In particular, Λ cannot be minimal.*

Proof. We use the notation as in the proof of Lemma 6.3. If γ is 2-filling, then there is some long ray τ that is not filling and disjoint from γ . For any such τ its limit set cannot contain $p(L)$ for all complementary intervals, where L is the geodesic constructed above associated to the complementary interval (α, β) of D_γ . This is because otherwise the set of rays disjoint from τ is a subset of D_γ , contradicting that τ is not filling. This shows that the limit set of τ is properly contained in Λ . This limit set is non-empty since τ is not proper. \square

7. 2-FILLING RAYS DISJOINT FROM A SINGLE NON-FILLING RAY

In this section we show the construction in Section 5 using two-side approachable long rays is in some sense the unique way to obtain a finite clique of 2-filling rays that have a single non-filling ray disjoint from them. In general, if a 2-filling ray is only disjoint from finitely many rays, then it is disjoint from an *approachable* long ray.

Definition 7.1. A long ray τ is *approachable* if there is a sequence of loops ℓ_i disjoint from τ that converges to τ .

One can apply surgeries to the sequence of loops ℓ_i in the definition to make them pairwise disjoint and put them in a standard form analogously to Lemma 4.5.

Clearly two-side approachable long rays are approachable. We believe the two notions are not equivalent. In Figure 17, we have two infinite sequences of Cantor subsets converging to certain points in the Cantor set so that at each horizontal level there are two Cantor subsets, a left one and a right one. The depicted ray τ eventually reaches each level. When τ visits each level for the first time, the left (resp. right) Cantor set is accessible from the left (resp. right) of τ , which yields a loop slightly to the left (resp. right) of τ that is disjoint from the previous part of τ . The ray τ is constructed to fold back later and revisit this level in a way that blocks the access to the right Cantor set from the first visit of τ without blocking the access to the left Cantor set. Continuing this process, we believe the ray τ obtained is approachable from its left but not from its right.

Theorem 7.2. *Let γ be a 2-filling ray that is disjoint from finitely many rays. Then γ is disjoint from an approachable long ray. In addition, if only one ray τ disjoint from γ is not filling, then τ is two-side approachable.*

Proof. Let D_γ be the set of rays disjoint from γ including itself. By Lemma 2.2 all rays in D_γ are disjoint from each other. Now we think of D_γ as a subset of the conical circle, equipped with the induced cyclic order. Since D_γ is finite by our assumption, we can enumerate it in the cyclic order as $\tau, \gamma_1, \dots, \gamma_n$ for some $n \geq 1$ so that τ is non-filling and γ_1 is 2-filling.

Pick a fundamental domain $\tilde{\Omega}$ of the conical cover Ω_C on \mathbb{H}^2 bounded by two consecutive lifts $\tilde{\tau}_1, \tilde{\tau}_2$ of τ starting from $\tilde{\infty}$, a lift of ∞ on $\partial\mathbb{H}^2$. Let $\tilde{\gamma}_i$ be the lift of γ_i starting from $\tilde{\infty}$ that sits in between $\tilde{\tau}_1$ and $\tilde{\tau}_2$. Then $(\tilde{\tau}_1, \tilde{\gamma}_1, \dots, \tilde{\gamma}_n, \tilde{\tau}_2)$ is positively oriented.

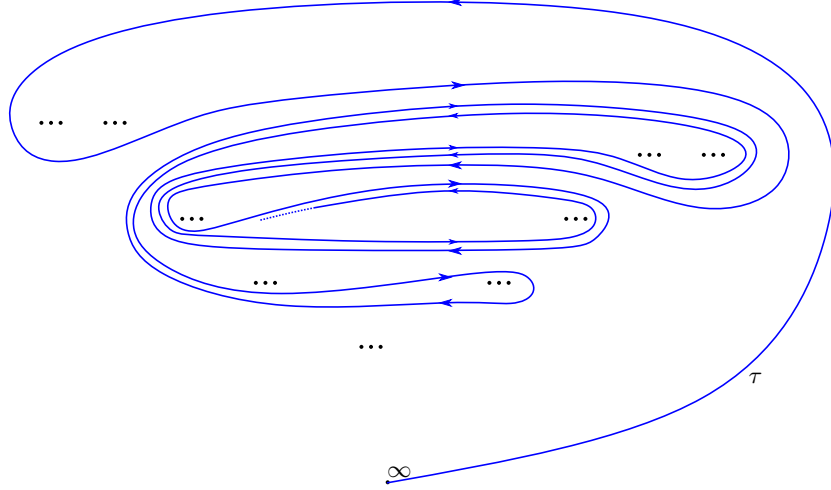


FIGURE 17. A ray that is approachable from its left but seemingly not approachable from its right.

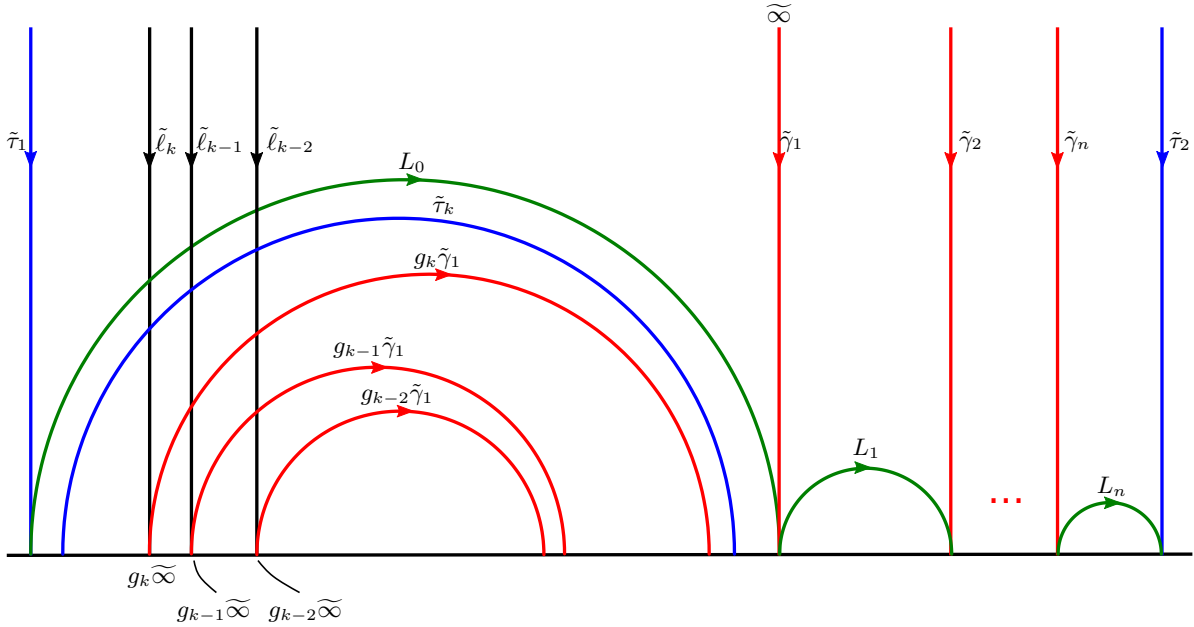


FIGURE 18. The sequence $g_k \tilde{\gamma}_1$ converging to L_0 with $g_k \infty$ converging to the endpoint of $\tilde{\gamma}_1$. Any lift of τ intersecting $\tilde{\ell}_k$ has to be in the position of $\tilde{\tau}_k$.

For any $0 \leq i \leq n$, let L_i be the bi-infinite geodesic on $\tilde{\Omega}$ that travels from the endpoint of $\tilde{\gamma}_i$ to the endpoint of $\tilde{\gamma}_{i+1}$, where $\tilde{\gamma}_0$ and $\tilde{\gamma}_{n+1}$ denote $\tilde{\tau}_1$ and $\tilde{\tau}_2$ respectively. For each ray γ_j that is 2-filling, it is only disjoint from rays in D_γ by Lemma 2.2. Thus there are lifts of γ_j converging to each L_i by Lemma 2.1.

Claim 7.3. *There is a sequence of lifts $g_k \tilde{\gamma}_1$ of γ_1 where $g_k \in \pi_1(\Omega)$, such that $g_k \tilde{\gamma}_1$ converges to L_0 (on compact sets) and the starting points $g_k \infty$ converge to the endpoint of $\tilde{\gamma}_1$. See Figure 18.*

Proof. Fix any $p \in L_0$. There is some $g_k \in \pi_1(\Omega)$ and $p_k \in \tilde{\gamma}_1$ such that the unit tangent vector v_k of $g_k \tilde{\gamma}_1$ at $g_k p_k$ is arbitrarily close to either the unit tangent vector v of L_0 at p or $-v$, as points in the unit tangent bundle of \mathbb{H}^2 . Our claim holds if it happens infinitely often that v_k is close to v instead of $-v$. We show this actually is the case as follows, illustrated as in Figure 19.

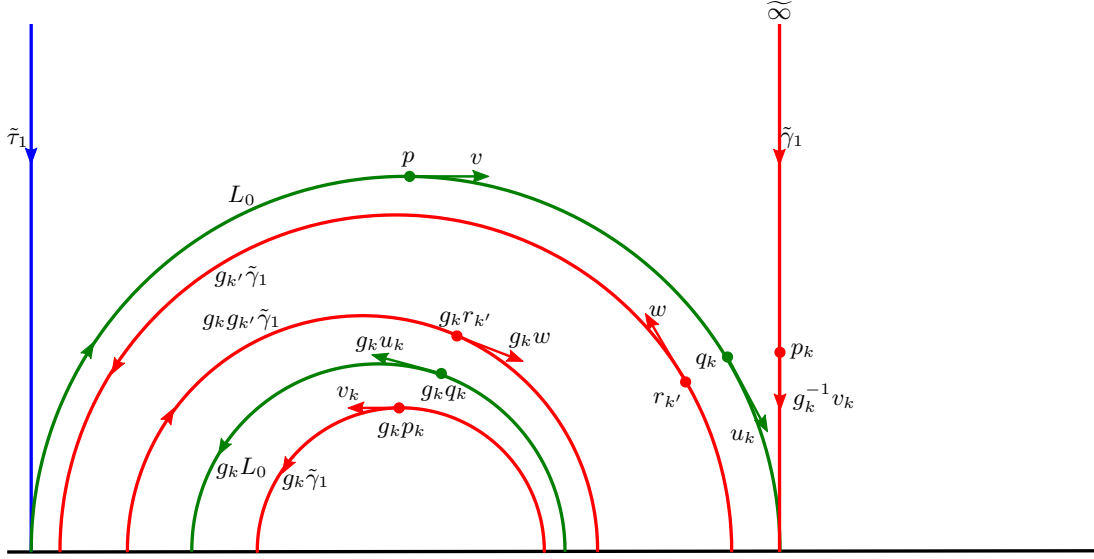


FIGURE 19. Construction of a lift $g_k g_{k'} \tilde{\gamma}_1$ of γ_1 that is close to L_0 and going in the “same” direction.

Suppose v_k is very close to $-v$ instead of v whenever $g_k p_k$ is close to p . Then p_k must be very close to the endpoint of $\tilde{\gamma}_1$, as $g_k^{-1} L_0$ follow travels with $\tilde{\gamma}_1$ on a very large neighborhood of p_k but cannot get close to ∞ since the projection of L_0 to Ω is simple (as a limiting geodesic of a simple ray γ_1). Hence there is some q_k on L_0 very close to p_k for k large and the unit tangent vector u_k is very close to $g_k^{-1} v_k$. It follows that $g_k u_k$ is slightly to the right of v_k as shown in Figure 19. It must sit in between $g_k \tilde{\gamma}_1$ and L_0 as in the figure since $g_k L_0$ cannot intersect any lifts of τ or γ_1 . Now for k' large enough, there is some $r_{k'}$ on $g_{k'} \tilde{\gamma}_1$ so that the unit tangent vector w at $r_{k'}$ is arbitrarily close to $-u_k$. Hence the unit tangent vector $g_k w$ on $g_k g_{k'} \tilde{\gamma}_1$ is very close to $-g_k u_k$ and $-v_k$, and thus close to v instead of $-v$. This contradicts our assumption and proves the claim. \square

Now we have a sequence of geodesics $\tilde{\ell}_k$ connecting ∞ to $g_k \infty$ and converging to $\tilde{\tau}_1$ from its left. Each $\tilde{\ell}_k$ projects to a (not necessarily simple) loop ℓ_k on Ω .

Claim 7.4. τ is disjoint from ℓ_k for all k sufficiently large.

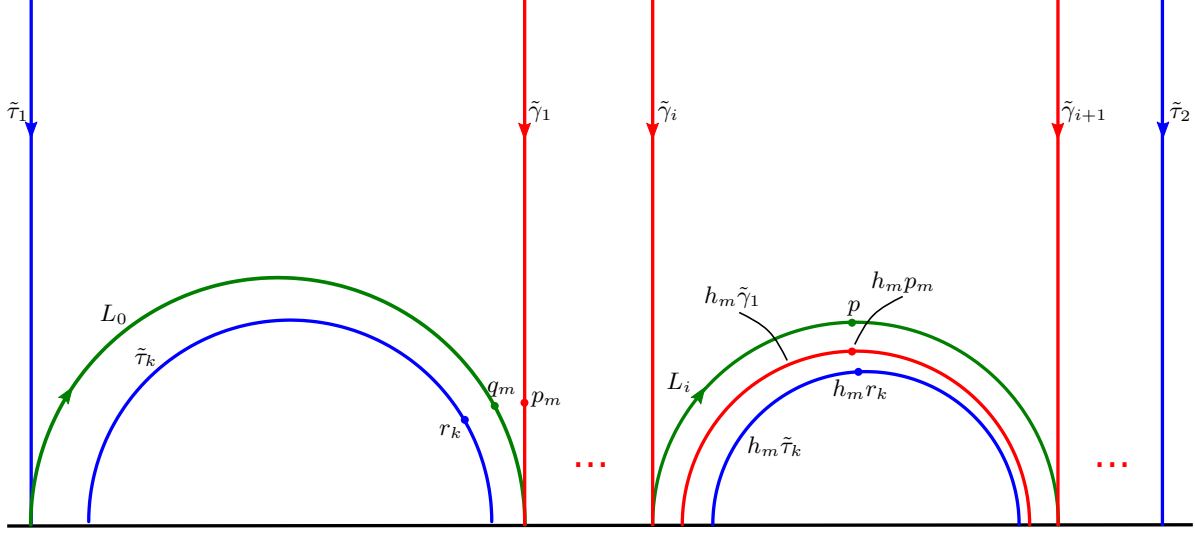
This would imply that τ is approachable as we can in addition make ℓ_k simple in a way similar to Remark 4.6.

If γ_n is also 2-filling, which is the case if τ is the only non-filling ray in D_γ , then by a symmetric argument, using L_n in place of L_0 , there is also a sequence of loops r_k converging to τ from its right. In this case τ is two-side approachable since r_k and ℓ_k can be made simple by Remark 4.6, which completes the proof of the theorem.

Proof of Claim 7.4. Suppose that infinitely many ℓ_k intersect τ . We will exhibit lifts of τ converging to L_i for each $0 \leq i \leq n$, from which it follows that τ is only disjoint from rays in D_γ , contradicting the fact that τ is non-filling.

For each k such that ℓ_k intersects τ , some lift $\tilde{\tau}_k$ of τ intersects $\tilde{\ell}_k$. Note that $\tilde{\tau}_k$ is disjoint from L_0 and $g_k \tilde{\gamma}_1$, thus $\tilde{\tau}_k$ must be a geodesic in the region between L_0 and $g_k \tilde{\gamma}_1$ and isotopic to both. See Figure 18. Thus letting such k go to infinity, we obtain lifts $\tilde{\tau}_k$ of τ converging to L_0 .

Now for each $1 \leq i \leq n$, fix a point p on L_i . There are lifts $h_m \tilde{\gamma}_1$ of γ_1 and points p_m on $\tilde{\gamma}_1$ such that $h_m p_m$ converges to p and the tangent lines of $h_m \tilde{\gamma}_1$ at $h_m p_m$ become almost parallel to the tangent line of L_i at p . As we explained in the proof of Claim 7.3, the point p_m must be very close to the endpoint of $\tilde{\gamma}_1$


 FIGURE 20. The sequence $h_m \tilde{\tau}_k$ converging to L_i

for m large. Hence there is some q_m on L_0 very close to p_m . Combining with the fact that there is some lift $\tilde{\tau}_k$ of τ very close to L_0 , there is some r_k on $\tilde{\tau}_k$ very close to q_m and p_m and such that the tangent lines of $\tilde{\tau}_k$ and $\tilde{\gamma}_1$ at r_k and p_m respectively are almost parallel. See Figure 20. Hence $h_m r_k$ is very close to p and the tangent lines of $h_m \tilde{\tau}_k$ and L_i at $h_m r_k$ and p respectively are almost parallel. This exhibits lifts of τ converging to L_i . This completes the proof. \square

\square

In many cases when the star of a 2-filling ray γ is infinite, we can still find an approachable ray disjoint from γ . We wonder if this is always the case.

Question 7.5. Is every 2-filling ray disjoint from some approachable long ray?

8. GEODESIC LAMINATIONS FROM TRAIN TRACKS

In this section we define a geodesic lamination Λ on Ω using a train track. For the statement of Theorem 8.1, recall that a geodesic ray γ *spirals onto* a lamination Λ if $\text{cl}(\gamma) \setminus \gamma = \Lambda$, where $\text{cl}(\gamma)$ denotes the closure.

Theorem 8.1. *There exists a geodesic lamination Λ on Ω with the following properties:*

- (1) Λ has three boundary leaves;
- (2) the region of $\Omega \setminus \Lambda$ containing ∞ is a once-punctured ideal bigon b with ends e^+ and e^- ;
- (3) every leaf of Λ is dense except for a single proper leaf m ;
- (4) every half leaf of Λ is dense except for the two half leaves of m , and the two half leaves of Λ asymptotic to e^+ ;
- (5) if τ is a ray from ∞ to e^+ then τ spirals onto m ;
- (6) if γ is a ray from ∞ to e^- then γ spirals onto Λ .

Corollary 8.2. *The ray γ is 2-filling.*

Proof of Corollary 8.2. Since γ spirals onto Λ , its link in \mathcal{R} consists only of the ray τ . In particular, γ is not disjoint from any loop or short ray. Hence, to show that γ is 2-filling, it suffices to show that τ is disjoint from a loop. We may choose a loop α disjoint from the leaf m of Λ . Then since τ spirals onto m , it intersects α at most finitely many times. If $\tau \cap \alpha = \emptyset$ then we have shown that τ is disjoint from a loop and the proof is complete. Otherwise, orient α and τ . We may choose a point $p \in \alpha \cap \tau$ such that $\alpha[p, \infty]$ is disjoint from τ . Then the concatenation $\tau[[\infty, p] \cup \alpha[p, \infty]$ is simple. It is not homotopic into a neighborhood of ∞

since τ and α are in minimal position. Moreover, it is disjoint from τ up to homotopy. This completes the proof. \square

In this section we introduce the construction of Λ via a train track. We will prove Theorem 8.1 in the following sections. In Section 13 we show that the ray γ described in Theorem 8.1 is actually an instance of one of the 2-filling rays constructed in Section 5.

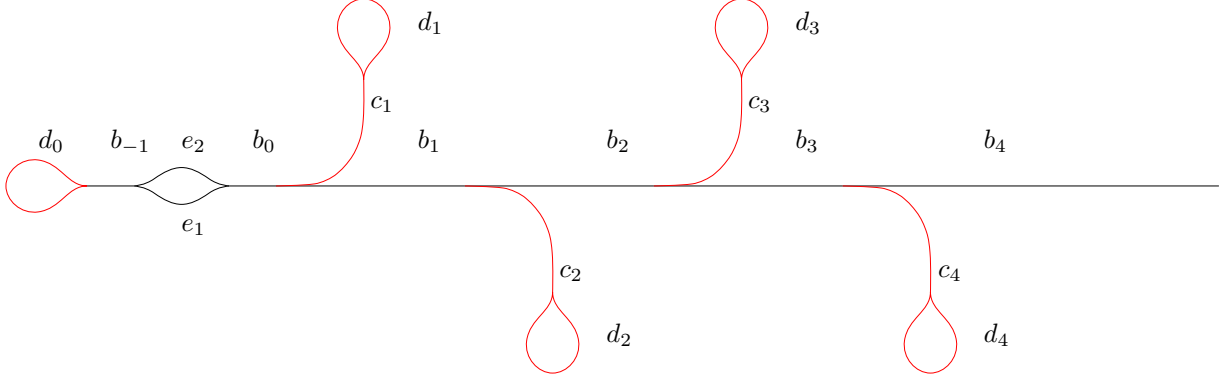


FIGURE 21. The train track T with branches labeled. The track has infinitely many branches stretching to the right in the picture.

We define an abstract train track T with branches labeled as in Figure 21. We define a weight function $w : \mathcal{B}(T) \rightarrow [0, \infty)$ as follows. We set $w(e_1) = \frac{1}{3}$, $w(e_2) = \frac{2}{3}$ and

$$w(b_{-1}) = w(b_0) = 1, \quad w(b_n) = w(c_n) = \frac{1}{2^n} \text{ for } n \geq 1, \quad w(d_n) = \frac{1}{2^{n+1}} \text{ for } n \geq 0.$$

We associate to the weighted train track (T, w) a corresponding *union of foliated rectangles* G . Namely, for each branch $b \in \mathcal{B}(T)$ we associate a rectangle $R(b)$ of width 1 and height $w(b)$, which is endowed with its natural foliation by horizontal line segments. These rectangles are glued by isometries along their vertical sides in a pattern determined by the train track.

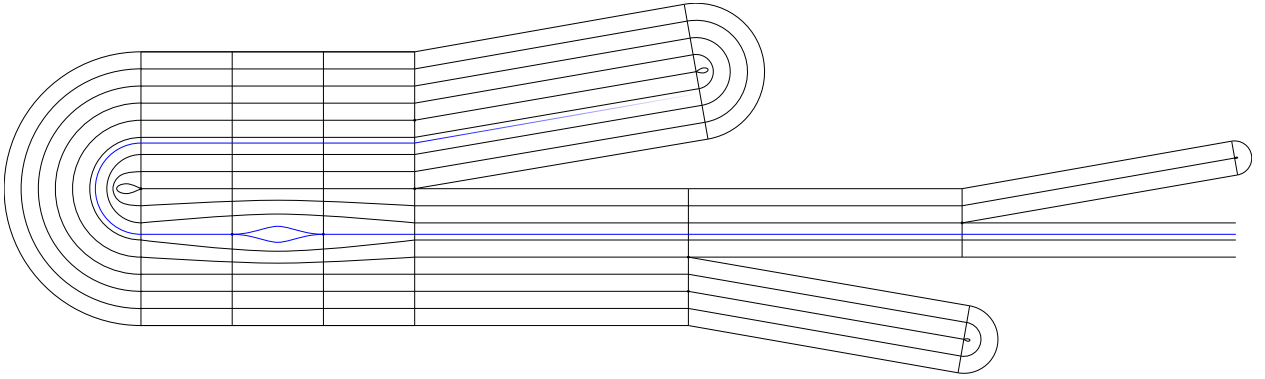


FIGURE 22. The union of foliated rectangles G .

The foliation G determines a space of train paths $\mathcal{TP}(T, w)$ as described in Section 3. We note that for each $n \geq 0$ exactly two distinct points of $R(d_n)$ are identified with each other in G (whereas the natural map $R(d_n) \rightarrow G$ is injective on the complement of these two points). We denote by P_n the resulting point. Furthermore, for $n \geq 0$, $R(b_{n+1})$ and $R(c_{n+1})$ are joined at a single point of G . We denote by Q_n this point. The points P_n and Q_n are 3-pronged singularities of G .

9. AN ABSTRACT FOLIATION

In this section we define an abstract foliation and investigate its dynamical properties. This will be used in later sections to define a geodesic lamination on the plane minus a Cantor set Ω . Finally, we use this lamination to define a 2-filling ray which spirals onto it.

We consider the unit square $U = [0, 1]^2$. It is foliated by the horizontal line segments $[0, 1] \times \{y\}$ for $y \in [0, 1]$. We will define a singular foliation F by identifying certain segments of the vertical sides of U . If p and q are points of U which both lie on a common vertical or horizontal side of U , then we denote by $[p, q]$ the subsegment of that side between p and q .

We will now describe the side identifications on U . First we define a sequence of numbers $y_i \in [0, 1]$ as follows. We set $y_{-2} = 1$, $y_{-1} = 0$, and

$$y_n = \frac{1}{2}(y_{n-1} + y_{n-2}) \text{ for } n \geq 0.$$

We also define $x_0 = \frac{1}{2}$ and

$$x_n = \frac{1}{2}(y_{n-1} + y_{n-3}) \text{ for } n \geq 1.$$

To define the side identifications on the right side $\{1\} \times [0, 1]$ of U we set $p_0 = (1, x_0) = (1, \frac{1}{2})$. We identify the segments $[(1, 0), p_0]$ and $[p_0, (1, 1)]$ by a rotation of π about the point p_0 .

To define the side identifications on the left side of U , we set $p_n = (0, x_n)$ for $n \geq 1$. Furthermore, we set $q_n = (0, y_n)$ for $n \geq -2$. Note that for each $n \geq 1$, p_n lies midway between q_{n-1} and q_{n-3} on the left side $\{0\} \times [0, 1]$ of U . We identify the segments $[p_n, q_{n-1}]$ and $[p_n, q_{n-3}]$ by a rotation of π about the point p_n . See Figure 23.

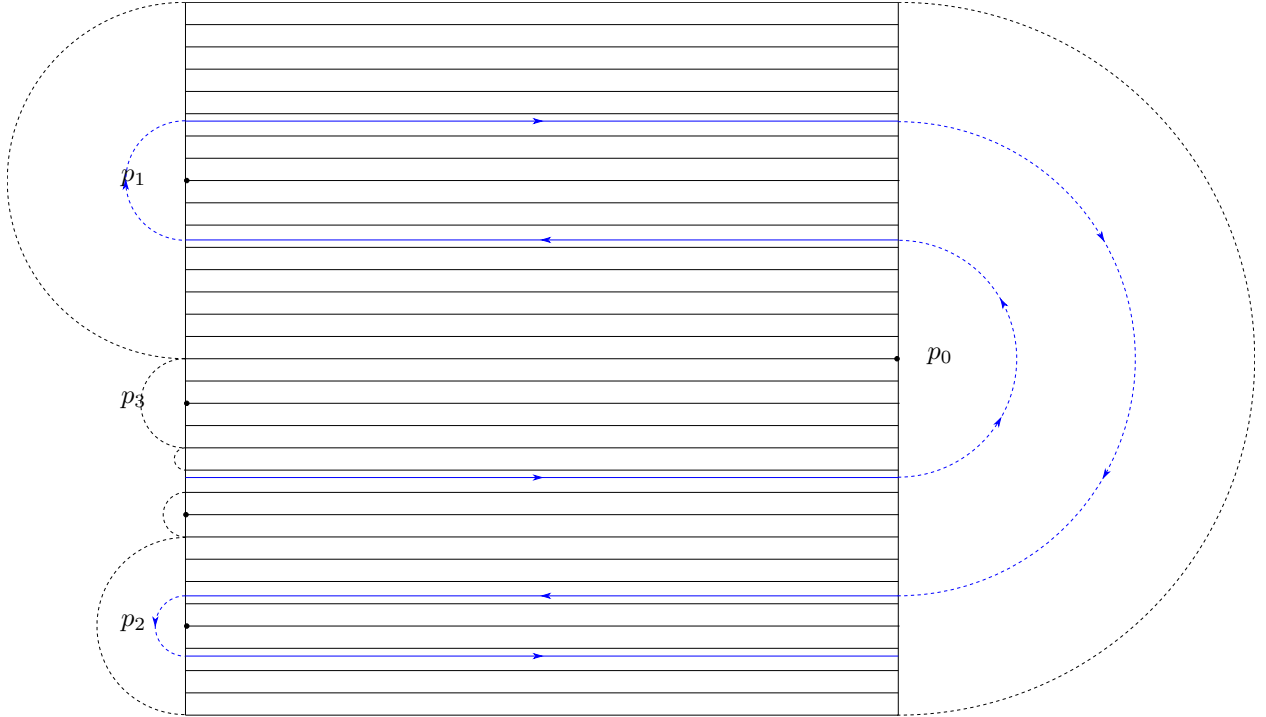


FIGURE 23. The foliation F . Dotted lines indicate side identifications by rotation by π about the point p_n . The leaf through the accumulation point r is shown in blue.

We may also write

$$y_{2n} = y_{2n-1} + \frac{1}{2^{2n+1}}, \quad y_{2n+1} = y_{2n} - \frac{1}{2^{2n+2}}$$

and

$$x_{2n} = y_{2n-1} - \frac{1}{2^{2n+1}}, \quad x_{2n+1} = y_{2n} + \frac{1}{2^{2n+2}}.$$

From these facts we easily see that $y_n \rightarrow \frac{1}{3}$ and $x_n \rightarrow \frac{1}{3}$ as $n \rightarrow \infty$.

Note that,

- the sequences $\{p_n\}$ and $\{q_n\}$ both converge to the point $r = (0, \frac{1}{3})$, and
- q_{-1}, q_1, q_3, \dots have been identified to a single point in the quotient, and
- q_{-2}, q_0, q_2, \dots have also been identified to a single point.

We finally identify r with the common image of all the q_i to form the topological space F , which is Hausdorff. It is homeomorphic to a closed disk by a theorem of Moore ([11], see also [7, Section 7]). This fact may also be seen directly. The foliation of U by horizontal lines $[0, 1] \times \{y\}$ projects to a singular foliation of F . The points p_n each project to 1-pronged singularities of F whereas the point r projects to an “ ∞ -pronged” singularity of F . We denote by $\pi : U \rightarrow F$ the quotient map. Thus $\pi(p_n) = \bar{p}_n$ is a 1-pronged singularity of F and $\pi(r) = \pi(q_{-2}) = \pi(q_{-1}) = \pi(q_0) = \pi(q_1) = \dots = \bar{r}$ is an ∞ -pronged singularity of F .

10. A FLAT SURFACE AND A PSEUDO-ANOSOV AUTOMORPHISM

In this section we introduce a flat surface Σ which is a quotient of F and a pseudo-Anosov automorphism of it. We will use this pseudo-Anosov automorphism to prove facts about the foliation F .

The flat surface Σ is defined as follows. We consider the unit square U and points p_n and q_n on vertical sides of U , defined in the previous section. As before, we identify $[(1, 0), p_0]$ and $[p_0, (1, 1)]$ by a rotation by π and $[p_n, q_{n-1}]$ and $[p_n, q_{n-3}]$ also by rotations by π . The q_n are also identified with the limit point r .

We also consider sequences of numbers z_n and w_n defined by $z_n = 1 - x_n$ for each $n \geq 0$ and $w_n = 1 - y_n$ for each $n \geq -2$. We define a point $a_0 = (z_0, 0) = (\frac{1}{2}, 0)$ and identify the two segments on the bottom side of U , $[(0, 0), a_0]$ and $[a_0, (1, 0)]$ by a rotation of π about the point a_0 . We identify segments of the top side of U as follows. For $n \geq 1$ we set $a_n = (z_n, 1)$ and for $n \geq -2$ we set $b_n = (w_n, 1)$. We identify the segments $[a_n, b_{n-1}]$ and $[a_n, b_{n-3}]$ by a rotation of π about the point a_n . The points a_n and b_n are simply the image of the points p_n and q_n (respectively) under the reflection of U across the diagonal line from $(0, 1)$ to $(1, 0)$. Finally, we identify all the b_n with the limit point $(\frac{2}{3}, 1)$.

The surface Σ is the quotient of U under all the above identifications. It is indeed a surface and in fact homeomorphic to a sphere (again, see [11] and [7, Section 7]). The quotient Σ inherits a flat metric away from the singularities and vertical and horizontal foliations \mathcal{F}^v and \mathcal{F}^h , respectively, from the foliations of U by vertical and horizontal line segments. There is an obvious quotient $\rho : F \rightarrow \Sigma$ as well. See Figure 24 for a picture of Σ .

The horizontal foliation of Σ is essentially the same as the foliation F . The only difference is that one of the singular leaves of F (the singular leaf containing the quotient of the horizontal sides $[0, 1] \times \{0\}$ and $[0, 1] \times \{1\}$ of U) in the quotient Σ consists of infinitely many saddle connections joining 1-pronged singularities to the ∞ -pronged singularity.

The surface Σ admits a pseudo-Anosov automorphism ϕ defined as follows. Consider the four sets

$$A = \left[0, \frac{1}{4}\right] \times [0, 1], \quad B = \left[\frac{1}{4}, \frac{1}{2}\right] \times [0, 1], \quad C = \left[\frac{1}{2}, \frac{3}{4}\right] \times [0, 1], \quad D = \left[\frac{3}{4}, 1\right] \times [0, 1].$$

These are subrectangles of U meeting along their vertical sides. Consider the following operations:

- cut U into the subrectangles A, B, C, D ,
- apply the matrix $\begin{pmatrix} 4 & 0 \\ 0 & \frac{1}{4} \end{pmatrix}$ to each subrectangle A, B, C, D ,
- apply a rotation by π to the subrectangles B and D ,
- stack C on top of B on top of A on top of D .

It is shown in Figure 24 that this descends to a well-defined automorphism ϕ of Σ .

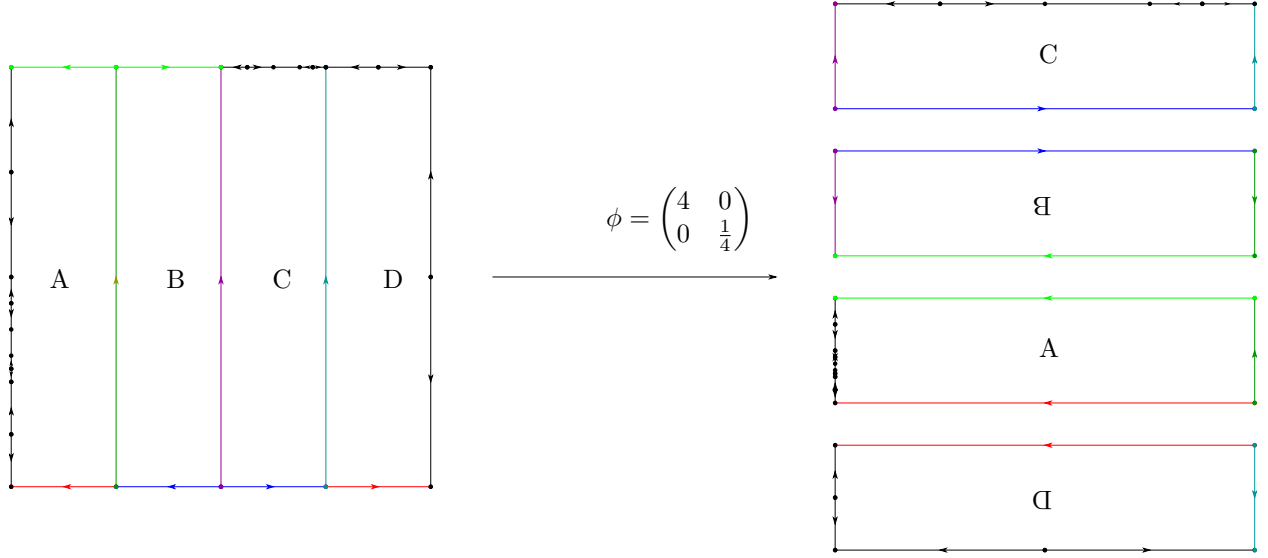


FIGURE 24. The surface Σ together with the pseudo-Anosov automorphism ϕ . Here, adjacent arrows which point away from each other are identified by a rotation by π .

We remark that ϕ arises from the *generalized pseudo-Anosov* construction of de Carvalho–Hall; see [7] (however, our automorphism ϕ arises from an interval endomorphism which is *not* unimodal).

Lemma 10.1. *There is a saddle connection on F from \overline{p}_n to \bar{r} for each $n \geq 0$ (see Figure 25).*

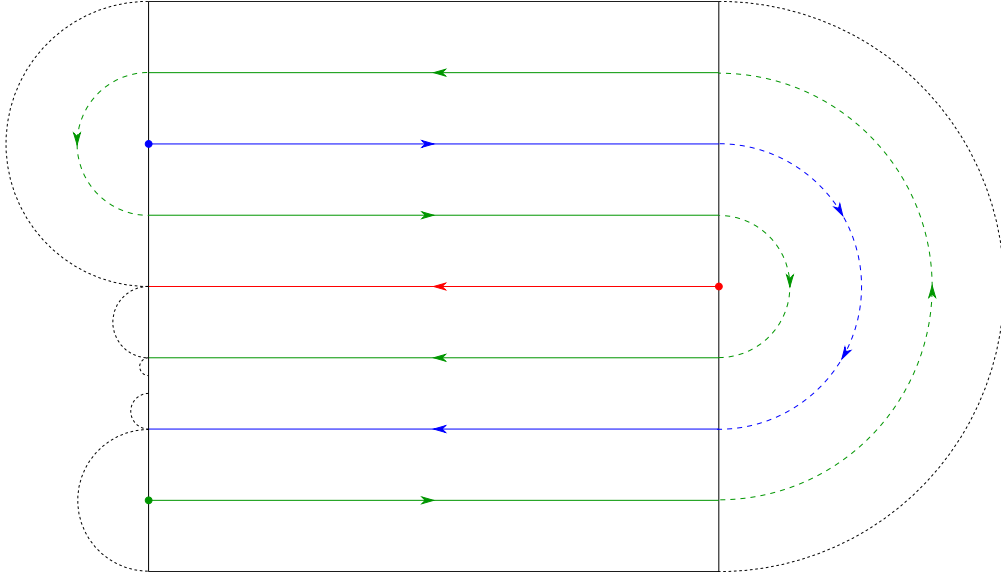


FIGURE 25. The horizontal saddle connections of the foliation F .

Proof. In this proof we will conflate a_n, b_n, p_n , and q_n with their images under $\rho \circ \pi$ in Σ . The orbit of singularities of Σ under iteration of ϕ is illustrated in Figure 26.

In particular we see that, under iteration of ϕ ,

$$\cdots a_5 \mapsto a_3 \mapsto a_1 \mapsto p_0 \mapsto p_2 \mapsto p_4 \mapsto p_6 \mapsto \cdots$$

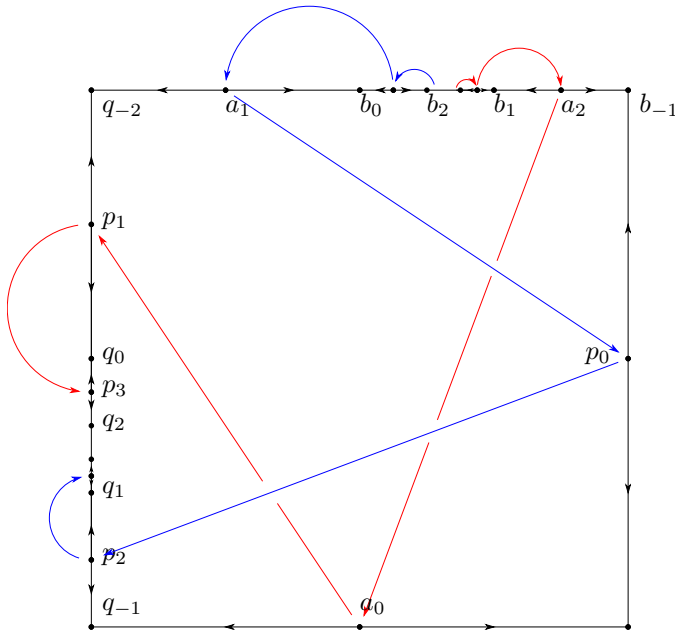


FIGURE 26. The orbits of singularities under ϕ .

$$\cdots a_4 \mapsto a_2 \mapsto a_0 \mapsto p_1 \mapsto p_3 \mapsto p_5 \mapsto \cdots.$$
$$\cdots b_2 \mapsto b_0 \mapsto b_{-2} = q_{-2} \mapsto q_0 \mapsto q_2 \mapsto q_4 \mapsto \cdots$$
$$\cdots b_1 \mapsto b_{-1} \mapsto q_{-1} \mapsto q_1 \mapsto q_3 \mapsto q_5 \mapsto \cdots.$$

The horizontal foliation of Σ clearly contains a saddle connection from p_0 to q_0 . Since $\phi^k(p_0) = p_{2k}$, $\phi^k(q_0) = q_{2k}$ for all $k \geq 0$ and ϕ preserves the horizontal foliation of Σ , we see that there is a saddle connection from p_n to q_n whenever $n \geq 0$ is even. There is also clearly a horizontal saddle connection from a_0 to q_{-1} . Since $\phi^k(a_0) = p_{2k-1}$ and $\phi^k(q_{-1}) = q_{2k-1}$ for all $k \geq 1$, this shows that there is a horizontal saddle connection from p_n to q_n whenever $n \geq 0$ is odd.

It is easy to see that each of the above described saddle connections from $\rho(\pi(p_n))$ to $\rho(\pi(q_n))$ is the image of a saddle connection of F . Since $\bar{r} = \overline{q_{-2}} = \overline{q_{-1}} = \overline{q_0} = \overline{q_1} = \cdots$ on F this implies that there is a saddle connection from $\overline{p_n}$ to \bar{r} for each n . \square

Lemma 10.2. *The union of the singular leaves of F is dense in F .*

Easy proof of Lemma 10.2. The saddle connection from \bar{p}_0 to \bar{r} is the horizontal line segment $\pi([0, 1] \times \{1/2\})$. By an easy induction, using the description of ϕ via cutting and restacking, we see that the saddle connection from \bar{p}_i to \bar{r} is the union of the horizontal line segments $\pi([0, 1] \times \{\frac{j}{2^{i+1}}\})$ where j ranges over the odd integers between 0 and 2^{i+1} (see Figure 25 for the first few of these saddle connections). Thus, every horizontal line segment of F of the form $\pi([0, 1] \times \{y\})$ where y is a dyadic rational between 0 and 1 lies on a singular leaf of F . Since the dyadic rationals are dense in $[0, 1]$, this proves the statement. \square

We also include a less explicit, more dynamical proof of Lemma 10.2 that may be of use to readers interested in generalizing the constructions of this paper.

Dynamical proof of Lemma 10.2. It suffices to prove the following: For an arbitrary transversal t , there exists a singular leaf which intersects t .

For convenience, we may choose t to be a subsegment of the transversal $s = \{1/2\} \times [0, 1]$. First, we claim that there exists a *nonsingular* leaf l of F which intersects t at least twice. For this, we consider the following interval exchange transformation (IET) $f : [0, 1] \rightarrow [0, 1]$. For each $n \geq 2$ f is defined by sending the interval between y_n and y_{n+2} by a translation to the interval between $1 - y_n$ and $1 - y_{n+2}$. The IET f may be extended in an arbitrary way to the endpoints y_n and their accumulation point $1/3$. See Figure 27. The resulting map f preserves the Lebesgue measure on $[0, 1]$. Thus we may apply Poincaré Recurrence to it.

We flow the leaves of F to the right from s . Note that every nonsingular leaf of F intersects s infinitely many times. Moreover, if the leaf through a point $(1/2, x)$ of s is nonsingular, then the *second* return under this flow of $(1/2, x)$ to s is given by

$$(1/2, x) \mapsto (1/2, f(x)).$$

We may write $t = \{1/2\} \times [a, b]$. By Poincaré Recurrence, almost every point of $[a, b]$ with respect to Lebesgue measure returns to $[a, b]$ infinitely many times under iteration of f . Since only countably many points of t intersect singular leaves of F , this implies that there is a point $x \in [a, b]$ such that the leaf of F through $(1/2, x)$ is nonsingular and x returns to $[a, b]$ infinitely many times under iteration of f . Consequently, the nonsingular leaf l of F through $(1/2, x)$ returns to t infinitely many times.

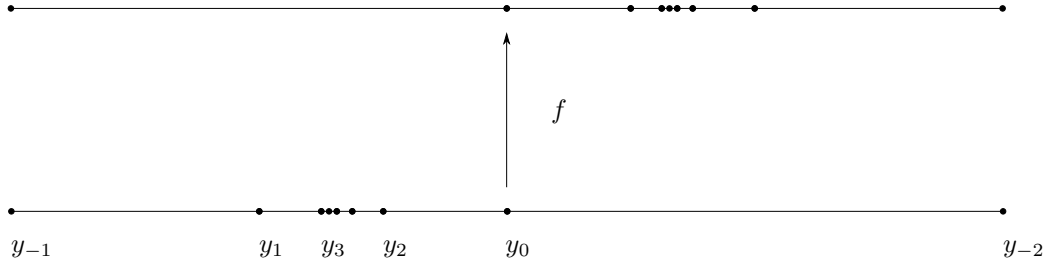


FIGURE 27. The IET f described in the proof of Lemma 10.2.

Now consider a subsegment $l_0 \subset l$ which intersects t at its endpoints v and w and nowhere in its interior. Then $c = t[v, w] \cup l_0$ is a simple closed curve. It bounds a disk in F containing some finite number of 1-pronged singularities and not containing the ∞ -pronged singularity in its interior. The winding number of the foliation about c is $1/2, 1$, or $3/2$. By the Poincaré–Hopf Index Theorem, this is equal to half the number of 1-pronged singularities inside the disk bounded by c . In particular, this disk contains at least one 1-pronged singularity \bar{p}_n . Since this disk does not contain \bar{r} , the saddle connection from \bar{p}_n to \bar{r} must intersect c . Since this saddle connection does not intersect l , it must intersect $t[v, w]$. This completes the proof. \square

Recall that a *transverse measure* to F assigns to each arc s transverse to the foliation a finite *Borel measure* $\mu|s$. It is required to be invariant under leaf-preserving isotopies. See for instance [8] for more information.

Lemma 10.3. *Let μ be a transverse measure to the horizontal foliation of Σ . Then either μ has an atom along a horizontal saddle connection of Σ or μ is a multiple of Lebesgue measure.*

Proof. The sets A, B, C, D form a Markov partition for the automorphism ϕ . Using the fact that ϕ admits a finite Markov partition, a proof identical to that of [9, Theorem 12.1] shows that if μ is a transverse measure to \mathcal{F}^h and μ has no atoms then μ is a multiple of Lebesgue measure.

It remains to show that if μ is a transverse measure to \mathcal{F}^h and μ has an atom then it has an atom along a singular leaf. It is easy to see that if μ has an atom then $\mu|s$ has an atom where s is the vertical transversal $\pi(\{1/2\} \times [0, 1])$. If $\pi(1/2, x)$ is such an atom of $\mu|s$ and $\pi(1/2, x)$ lies on a nonsingular leaf l of \mathcal{F}^h then $\mu|s$ is infinite since l intersects s infinitely many times. This is a contradiction. \square

11. TRAIN PATH PROPERTIES

Recall that G is the union of foliated rectangles constructed from the weighted train track (T, w) . In this section we investigate properties of the train paths $\mathcal{TP}(T, w)$. There is a Lipschitz quotient map $\Pi : G \rightarrow F$, sending leaves of G to leaves of F , defined as follows:

- the leaves of the rectangles $R(b_n)$, $R(c_n)$, and $R(d_n)$ are collapsed to points for each $n \geq 1$,
- the rectangles $R(b_{-1})$, $R(b_0)$, $R(e_1)$, and $R(e_2)$ are shrunk horizontally to a width of $\frac{1}{3}$,
- the upper horizontal side of $R(e_1)$ is identified isometrically with the lower horizontal side of $R(e_2)$.

We see immediately that $\Pi(P_n) = \overline{p_n}$ and $\Pi(Q_n) = \overline{q_n}$ for each $n \geq 0$.

By Lemma 10.1 and its proof we immediately obtain:

Corollary 11.1. *For each $n \geq 0$ there is a saddle connection in G from P_n to Q_n .*

By Lemma 10.2 we immediately obtain:

Corollary 11.2. *Saddle connections are dense in G .*

Finally, the following is clear by inspection:

Lemma 11.3. *There is a saddle connection from Q_1 to Q_0 . Moreover, for each $n \geq 2$ there is a saddle connection from Q_n to Q_{n-2} . Finally, there is a saddle connection from P_n to itself for each $n \geq 0$.*

Lemma 11.4. *The system of train paths $\mathcal{TP}(T, w)$ contains three boundary paths.*

Proof. Refer to Figures 21 and 22 for the proof. The upper horizontal side of $R(e_1)$ and the lower horizontal side of $R(e_2)$ form a bigon and give rise to two boundary paths in $\mathcal{TP}(T, w)$.

Since there is a loop based at P_0 there is a single boundary train path of $\mathcal{TP}(T, w)$ corresponding to the monogon with vertex at P_0 . This train path corresponds to a leaf l_0 in G which decomposes as $l_l * l_b * l_r$ where l_b is the loop based at P_0 . The path l_l has the form

$$\dots \rightarrow P_5 \rightarrow Q_5 \rightarrow Q_3 \rightarrow P_3 \rightarrow P_3 \rightarrow Q_3 \rightarrow Q_1 \rightarrow P_1 \rightarrow P_1 \rightarrow Q_1 \rightarrow Q_0 \rightarrow P_0$$

where each arrow \rightarrow denotes a saddle connection. Similarly, l_r has the form

$$P_0 \rightarrow Q_0 \rightarrow Q_2 \rightarrow P_2 \rightarrow P_2 \rightarrow Q_2 \rightarrow Q_4 \rightarrow P_4 \rightarrow P_4 \rightarrow Q_4 \rightarrow Q_6 \rightarrow P_6 \rightarrow \dots$$

Thus l_0 visits each singularity P_n and Q_n exactly twice.

For each singularity P_n or Q_n , there are at most two boundary paths corresponding to leaves in G which pass through that singularity. Moreover, there is exactly one if there is a boundary path corresponding to a path in G which passes through that singularity twice. Since l_0 passes through each singularity P_n and Q_n exactly twice, the train path corresponding to it is the only boundary path besides the two already mentioned. \square

We continue to denote by l_0 the leaf in G which passes through all the singularities P_n and Q_n . We denote by l^+ and l^- the leaves corresponding to the sides of the bigon of G . Denote by L_0, L^+ , and L^- the corresponding train paths in $\mathcal{TP}(T, w)$, respectively.

Lemma 11.5. *The path l_0 is dense in G .*

Proof. This is clear since saddle connections are dense in G and l_0 traverses each saddle connection. \square

Lemma 11.6. *Every half train path of $\mathcal{TP}(T, w)$ is dense except for a half train path of L^+ and a half train path of L^- . For these half train paths, they simply traverse the branches b_0, b_1, b_2, \dots in order.*

Proof. If l is either:

- one of the boundary leaves l^+ or l^- or
- a nonsingular leaf of G ,

then $\Pi(l)$ is a non-singular leaf of the foliation F . We consider the vertical transversal $s = \pi(\{\frac{1}{2}\} \times [0, 1])$ to F . The leaf $\Pi(l)$ contains a ray which intersects s infinitely many times. We consider the subsequent points of intersection v_1, v_2, v_3, \dots and the sequence of counting measures

$$\mu_n = \frac{1}{n} \sum_{i=1}^n \delta_{v_i}$$

on s , where δ_v is the Dirac unit mass at the point v . Up to taking a subsequence, the sequence μ_n converges to a measure μ on s . We see that if two subsegments u_1 and u_2 of s are isotopic via a leaf-preserving isotopy then $\mu(u_1) = \mu(u_2)$. Thus, by translating arbitrary transversals to s via leaf-preserving isotopies, we see that μ induces a transverse measure to F . Furthermore, by taking the quotient $\rho : F \rightarrow \Sigma$, we see that μ induces a transverse measure $\rho_*\mu$ to the horizontal foliation of Σ .

There are two possibilities by Lemma 10.3. If $\rho_*\mu$ has no atoms along a horizontal saddle connection of Σ then it is a multiple of Lebesgue measure. Hence μ itself is a multiple of Lebesgue measure along s . This proves that $l \cap s$ is a dense subset and therefore l is dense in G . Otherwise, $\rho_*\mu$ has an atom along a horizontal saddle connection of Σ . We see immediately that l accumulates onto a saddle connection of G . Thus in particular l accumulates onto the leaf l_0 . But the leaf l_0 is dense in G and therefore l itself is dense.

Now, if l is not l^+ , l^- or l_0 , then we could define the hitting measure μ by using either half leaf of l . This implies that both half leaves of l are dense. In case l is l^+ or l^- then we see that one half leaf of l is dense. The other half leaf corresponds to a train path that simply traverses the branches b_0, b_1, b_2, \dots .

Finally, we already know that l_0 is dense. It remains to be shown that each half leaf of l_0 is dense. To see this, note that any half leaf of l_0 traverses a saddle connection $P_n \rightarrow Q_n$ for n arbitrarily large. This shows that this half leaf accumulates onto either l^+ or l^- and therefore this half leaf is also dense. \square

12. LAMINATION PROPERTIES

Recall that Ω is the plane minus a Cantor set. We embed the train track T on Ω as shown on the left of Figure 28. The blue curves in the middle of Figure 28 are chosen to lie in the pants decomposition \mathcal{P} from Section 2. In particular, there are sequences of these curves, $\dots C_{-2}, C_{-1}, C_0, C_1, \dots$ such that:

- for each i , C_i separates from C_{i-1} and C_{i+1} ,
- for each $i \notin \{-1, 0\}$, C_{i-1} and C_{i+1} are separated by no other element of \mathcal{P} ,
- C_{-1} and C_0 bound a four-holed sphere together with ∞ and one other element of \mathcal{P} .

Collapsing parallel branches of T yields a locally finite train track T^* as shown in the middle of Figure 28. There is also a *carrying map* ζ which assigns to each branch of T a finite train path of T^* .

We label the branches of T^* as shown on the right of Figure 28. Thus we see that

$$\zeta(e_n) = e_n^*, \quad \zeta(d_n) = d_n^*.$$

We also have

$$\zeta(c_1) = c_1^*, \quad \zeta(c_n) = c_n^* \text{ for } n \text{ even, and } \zeta(c_n) = f_{-n+1}^* c_n^* \text{ for } n \geq 3 \text{ odd.}$$

Finally, we have

$$\zeta(b_{-1}) = b_{-1}^*, \quad \zeta(b_0) = b_0^*, \quad \zeta(b_1) = b_1^* f_0^*, \quad \zeta(b_2) = f_1^* h_1^* f_1^* f_0^* f_{-1}^*, \quad \zeta(b_3) = h_2^* f_{-1}^* f_0^* f_1^* f_2^*, \quad \dots$$

In general,

$$\zeta(b_n) = f_{n-1}^* h_{n-1}^* f_{n-1}^* f_{n-2}^* \dots f_0^* f_{-1}^* \dots f_{-n+1}^*$$

for $n \neq 0$ even and

$$\zeta(b_n) = h_{n-1}^* f_{-n+2}^* f_{-n+3}^* \dots f_0^* f_1^* \dots f_{n-1}^*$$

for $n \neq -1, 1$ odd.

The weights w on $\mathcal{B}(T)$ induce a system of weights w^* on $\mathcal{B}(T^*)$ via

$$w^*(b^*) = \sum_{b \in \mathcal{B}(T)} (\# \text{ of occurrences of } b^* \text{ in } \zeta(b)) \cdot w(b).$$

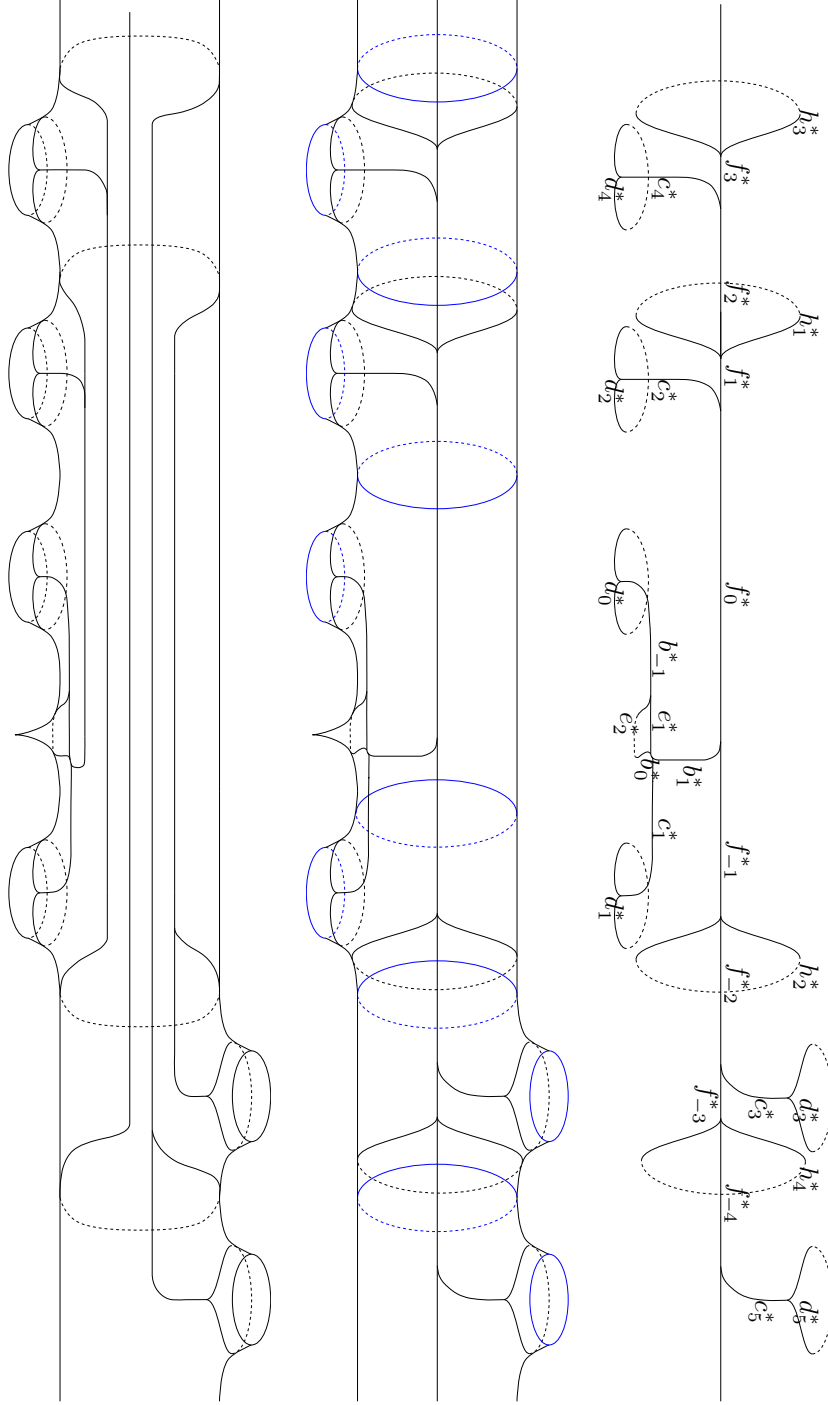


FIGURE 28. Left: the train track T embedded in the surface Ω . Here each boundary component bounds a disk minus a Cantor set in Ω . Middle: collapsing parallel branches yields a (locally finite) track T^* . Right: we name the branches of T^* with the labels shown.

Thus we have

$$w^*(e_1^*) = w(e_1) = \frac{1}{3}, w^*(e_2^*) = w(e_2) = \frac{2}{3},$$

$$w^*(b_{-1}^*) = w(b_{-1}) = 1, w^*(b_0^*) = w(b_0) = 1, w^*(b_1^*) = w(b_1) = \frac{1}{2}$$

and

$$w^*(c_n^*) = w(c_n) = \frac{1}{2^n}, w^*(d_n^*) = w(d_n) = \frac{1}{2^{n+1}}.$$

Finally we have

$$w^*(f_0^*) = 1, w^*(f_1^*) = \frac{3}{4}, w^*(f_2^*) = \frac{1}{4}, w^*(f_3^*) = \frac{3}{16}, w^*(f_4^*) = \frac{1}{16}, w^*(f_5^*) = \frac{3}{64}, \dots$$

and

$$w^*(f_{-n}^*) = \frac{1}{2^n}, w^*(h_n^*) = \frac{1}{2^{n+1}}$$

for each $n \geq 1$. Denote by G^* the union of foliated rectangles defined by (T^*, w^*) .

Now we will describe a continuous injection $\xi : \mathcal{TP}(T, w) \rightarrow \mathcal{TP}(T^*, w^*)$. For this purpose, consider the preimages of the switches of T^* under ζ . The preimages induce a partition of each rectangle $R(b) = [0, 1] \times [0, w(b)]$ into $\#\zeta(b)$ vertical subrectangles of equal width $1/\#\zeta(b)$. Each switch preimage is either a switch of T or lies in the interior of a branch of T . For convenience, we will consider each preimage as a (possibly new, valence two) switch of T . These switches partition T into a set of branches, each of which is mapped homeomorphically by ζ to a branch of T^* . Thus we may consider ζ as a surjection $\mathcal{B}(T) \rightarrow \mathcal{B}(T^*)$. Moreover, each new branch of T corresponds to one of the rectangles in the partition of the old rectangles described before. By abuse of notation, we will denote by G the union of foliated rectangles corresponding to (T, w) considered as a train track with the new switches. It is obtained from the old G by rescaling rectangles horizontally.

For a branch $b^* \in \mathcal{B}(T^*)$, its preimage $\zeta^{-1}(b^*)$ is a possibly infinite subset of $\mathcal{B}(T)$ and

$$w^*(b^*) = \sum_{b \in \zeta^{-1}(b^*)} w(b).$$

Moreover, $\zeta^{-1}(b^*)$ inherits a total order $<_{b^*}$ where we order parallel branches on the left of Figure 28 from left to right. For a branch $b^* \in \mathcal{B}(T^*)$, the rectangle $R(b^*) = [0, 1] \times [0, w^*(b^*)]$ is divided into horizontal subrectangles as follows. For a branch $b \in \zeta^{-1}(b^*)$, we consider the horizontal subrectangle

$$R^*(b) = [0, 1] \times \left[\sum_{\substack{b' \in \zeta^{-1}(b^*) \\ b' <_{b^*} b}} w(b'), \left(\sum_{\substack{b' \in \zeta^{-1}(b^*) \\ b' <_{b^*} b}} w(b') \right) + w(b) \right]$$

of height $w(b)$. The map $\chi : G \rightarrow G^*$ is defined by sending $R(b) = [0, 1] \times [0, w(b)]$ isometrically to $R^*(b)$ in the natural way.

The injection $\xi : \mathcal{TP}(T, w) \rightarrow \mathcal{TP}(T^*, w^*)$ is defined by replacing each branch b in the train path t with the branch $\zeta(b)$. That the image $\xi(t)$ actually lies in $\mathcal{TP}(T^*, w^*)$ follows from the fact that χ is a map sending leaves to leaves.

Lemma 12.1. *The image of ξ consists of all of $\mathcal{TP}(T^*, w^*)$ except for a single path which has the form*

$$t_0 = \dots f_{-2}^* f_{-1}^* f_0^* f_1^* f_2^* \dots$$

Proof. Except for the rectangles $R(f_i^*)$, every rectangle of G^* is the homeomorphic image under χ of a single subrectangle from the foliation G .

On the other hand, each rectangle $R(f_i^*)$ contains the homeomorphic images of infinitely many subrectangles from G^* . These images are concatenated into two stacks. Identifying $R(f_i^*)$ with $[0, 1] \times [0, w^*(f_i^*)]$, one stack consists of rectangles whose heights decrease with increasing y -coordinate. The other stack consists of rectangles whose heights increase with increasing y -coordinate. See Figure 29.

Since $w^*(f_i^*)$ is the sum of the heights of the rectangles in these two stacks, we see that the images of these rectangles consist of all of $R(f_i^*)$ except for a single horizontal leaf segment which we call l_i . Consider the intersection of l_i with the vertical boundary component of $R(f_i^*)$ which meets $R(f_{i+1}^*)$. We claim that l_i meets this boundary component in an endpoint of l_{i+1} . For otherwise, l_i meets this vertical boundary




FIGURE 29. Each subrectangle $R(f_i^*)$ consists of infinitely many subrectangles of G stacked together, limiting to a single non-singular leaf of the foliation G^* (shown here in green).

component in a point which lies in the image of a subrectangle of G . Therefore l_i itself is in the image of a subrectangle of G . This is a contradiction. Thus,

$$\dots l_{-1} l_0 l_1 \dots$$

is a (nonsingular) leaf of G^* and

$$\dots f_{-1}^* f_0^* f_1^* \dots$$

is an element of $\mathcal{TP}(T^*, w^*)$. It is not in the image of ξ because it does not pass through some of the branches of T^* , whereas every train path in the image of ξ passes through every branch of T^* .

On the other hand, every other train path in $\mathcal{TP}(T^*, w^*)$ is represented by a leaf of G^* possibly passing through singularities, which intersects the image of χ . It is therefore the image of a leaf of G . Therefore the train path is the image under ξ of a train path in $\mathcal{TP}(T, w)$.

□

Corollary 12.2. *The space $\mathcal{TP}(T^*, w^*)$ has the following properties:*

- (1) *every path of $\mathcal{TP}(T^*, w^*)$ is dense except for the train path t_0 from Lemma 12.1,*
- (2) *$\mathcal{TP}(T^*, w^*)$ contains exactly three boundary paths.*

Proof. For (1), we note that since $\xi : \mathcal{TP}(T, w) \rightarrow \mathcal{TP}(T^*, w^*)$ is continuous and every train path in $\mathcal{TP}(T, w)$ is dense, every element of $\mathcal{TP}(T^*, w^*) \setminus \{t_0\}$ accumulates onto every other element. We must show that every element of $\mathcal{TP}(T^*, w^*)$ also accumulates onto t_0 . Since $\xi : \mathcal{TP}(T, w) \rightarrow \mathcal{TP}(T^*, w^*) \setminus \{t_0\}$ is surjective, we may write such a train path as $\xi(t)$ where $t \in \mathcal{TP}(T, w)$. Since t is dense, it contains the branch b_n for each n . Thus, $f_{-m}^* f_{-m+1}^* \dots f_{m-1}^* f_m^*$ is a subpath of $\xi(t)$ for arbitrarily large m . Thus $\xi(t)$ accumulates onto t_0 .

Of course, t_0 itself is not dense.

Since $\zeta : T \rightarrow T^*$ is a local homeomorphism, a non-boundary path in $\mathcal{TP}(T, w)$ is sent by ξ to a non-boundary path in $\mathcal{TP}(T^*, w^*)$. On the other hand, it is easy to see that ξ sends the paths on the boundary of the complementary bigon to G to paths on the boundary of the complementary bigon to G^* . Finally, $\mathcal{TP}(T^*, w^*)$ clearly contains at least one more boundary path corresponding to the remaining singular leaves

of G^* . Since ξ sends non-boundary paths to non-boundary paths, this boundary path in $\mathcal{TP}(T^*, w^*)$ must be the image of the third boundary path of $\mathcal{TP}(T, w)$. This proves (2). \square

We define a union of geodesics on Ω as follows. Recall that each element of \mathcal{P} , and in particular every blue curve in Figure 28, has length one. We lift the embedded train track T^* to the universal cover $\tilde{\Omega}$, which is isometric to the hyperbolic plane when given the pullback metric induced by the cover $\tilde{\Omega} \rightarrow \Omega$. In Section 15, we verify the following lemma:

Lemma 12.3. *Let \tilde{t} be a lift of a train path $t \in \mathcal{TP}(T^*, w^*)$ to $\tilde{\Omega}$. Then \tilde{t} has well-defined (distinct) endpoints on $\partial\tilde{\Omega}$.*

Letting \tilde{t}^+ and \tilde{t}^- be the endpoints of \tilde{t} on $\partial\tilde{\Omega}$, there is a unique geodesic $[\tilde{t}^+, \tilde{t}^-]$ in $\tilde{\Omega}$ from one endpoint to the other. We define $\tilde{\Lambda}$ to be the union of all such geodesics $[\tilde{t}^+, \tilde{t}^-]$, where t ranges over train paths in $\mathcal{TP}(T^*, w^*)$ and \tilde{t} ranges over the lifts of t . We define Λ to be the image of $\tilde{\Lambda}$ in Ω .

Lemma 12.4. *The sets $\tilde{\Lambda}$ and Λ are closed. Hence, they are geodesic laminations in $\tilde{\Omega}$ and Ω , respectively.*

The proof of Lemma 12.4 follows from Lemma 12.3 and the fact that the embedding of T^* on Ω is locally finite. The proof is essentially the same as the one given in [4, Section 1.8] “Geodesic laminations weakly carried by train tracks.” Therefore we omit it. Furthermore, a leaf l of Λ defined by the train path t accumulates onto the leaf l' of Λ defined by the train path t' if and only if t accumulates onto t' in the sense of Section 3. We refer the reader again to [4, Section 1.8].

Theorem 8.1 is now a quick corollary. Recall the statement:

Theorem 8.1. *There exists a geodesic lamination Λ on Ω with the following properties:*

- (1) Λ has three boundary leaves;
- (2) the region of $\Omega \setminus \Lambda$ containing ∞ is a once-punctured ideal bigon b with ends e^+ and e^- ;
- (3) every leaf of Λ is dense except for a single proper leaf m ;
- (4) every half leaf of Λ is dense except for the two half leaves of m , and the two half leaves of Λ asymptotic to e^+ ;
- (5) if τ is a ray from ∞ to e^+ then τ spirals onto m ;
- (6) if γ is a ray from ∞ to e^- then γ spirals onto Λ .

Proof of Theorem 8.1. The leaf m of Λ corresponds to the train path t_0 described in Lemma 12.1 and is clearly not dense. Since the leaf space of Λ is identical to $\mathcal{TP}(T^*, w^*)$, Points (1), (2), and (3) follow from Corollary 12.2.

The fact that all but four half leaves are dense in Λ follows from Lemma 11.6. Clearly neither half leaf of m is dense. On the other hand, consider the two leaves of Λ bounding the bigon with ends e^+ and e^- . The two leaves are both asymptotic to e^+ on one end and to e^- on the other end. We define e^+ to be the end such that either half leaf on the boundary of the bigon asymptotic to e^+ corresponds to a train path $\zeta(b_0)\zeta(b_1)\zeta(b_2)\dots$. Such a train path contains subtrain paths

$$f_n^* f_{n-1}^* \dots f_0^* \dots f_{-n+1}^* f_{-n}^*$$

for n arbitrarily large, proving that the corresponding leaf accumulates onto m . However, the train path doesn't accumulate onto any other train path, since every other train path traverses every single branch of T^* whereas the train path $\zeta(b_0)\zeta(b_1)\zeta(b_2)\dots$ traverses only branches f_i^* and h_i^* . This proves both (4) and (5).

On the other hand, the two half leaves of Λ asymptotic to e^- are dense, again by Lemma 11.6. This proves (6). \square

13. CORRESPONDENCE OF THE CONSTRUCTIONS

In this section we prove that the 2-filling ray γ constructed in Section 8 in fact has the form of one of the 2-filling rays constructed in Section 5. In particular, the lamination Λ is the ω -limit set of one of the 2-filling

rays constructed in Section 5. For this purpose, we explicitly demonstrate that the ray τ of Theorem 8.1 is two-side approachable.

Consider the embedding of T in the plane minus a Cantor set Ω . Define a sequence of loops r_i in Ω approaching τ from the right as follows. The loop r_1 is homotopic to the (non-simple) path given by traveling within the bigon containing ∞ to the branch b_{-1} of T , traversing the branch d_0 *clockwise*, traversing b_{-1} backwards to the bigon containing ∞ , and then returning to ∞ within the bigon. Similarly, for $i > 1$, r_i is homotopic to the path which

- travels from ∞ to the branch b_0 , staying within the bigon of T containing ∞ ,
- traverses the branches $b_0, b_1, \dots, b_{2i-3}, c_{2i-2}$,
- traverses the branch d_{2i-2} in the *clockwise* direction,
- traverses the branches $c_{2i-2}, b_{2i-3}, \dots, b_1, b_0$ backwards to the bigon containing ∞ ,
- and finally returns to ∞ within the bigon.

Similarly, we define a sequence of loops l_i approaching τ from the left as follows. The loop l_i is homotopic to the path which

- travels from ∞ to the branch b_0 , staying within the bigon of T containing ∞ ,
- traverses the branches $b_0, b_1, \dots, b_{2i-2}, c_{2i-1}$,
- traverses the branch d_{2i-1} in the *counterclockwise* direction,
- traverses the branches $c_{2i-1}, b_{2i-2}, \dots, b_1, b_0$ backwards to the bigon containing ∞ ,
- and finally returns to ∞ within the bigon.

It is easy to see that τ is two-side approachable using the loops r_i and l_i . We claim that γ is homotopic to the concatenation

$$r_1 \cdot l_1 \cdot \overline{r_1} \cdot r_2 \cdot r_1 \cdot \overline{l_1} \cdot \overline{r_1} \cdot l_2 \cdot r_1 \cdot l_1 \cdot \overline{r_1} \cdot \overline{r_2} \cdot r_1 \cdot \overline{l_1} \cdot \overline{r_1} \cdot r_3 \cdots$$

which is a fixed word of the substitution

$$f : r_1 \mapsto r_1 \cdot l_1 \cdot \overline{r_1} \cdot r_2 \cdot r_1 \cdot \overline{l_1} \cdot \overline{r_1}, \quad f : r_i \mapsto r_{i+1} \text{ for } i \geq 2, \quad f : l_i \mapsto l_{i+1} \text{ for } i \geq 1$$

on the infinite alphabet $\{r_1, l_1, r_2, l_2, \dots\}$. The claim follows by studying the singular leaf of the horizontal foliation of Σ through the point $(0, \frac{1}{3})$. This leaf is fixed by the pseudo-Anosov ϕ and hence its trajectory can be determined by iterating ϕ on the horizontal line segment $[0, 1] \times \{\frac{1}{3}\}$. One sees that a short horizontal line segment traveling around p_{2k+1} is sent to one traveling around p_{2k+3} and a horizontal line segment traveling around p_{2k} for $k \geq 1$ is sent to one traveling around p_{2k+2} . On the other hand, a horizontal line segment traveling across the square to the right, then around p_0 , then across the square to the left is sent to one of the following form. The image of the segment first travels around p_0 , then p_1 , then p_0 again, then p_2 , then p_0 , then p_1 , and then p_0 again, traversing the square a total of eight times. The claim follows from these facts.

Now, the 2-filling ray constructed using the sequences of loops $\{r_i\}$ and $\{l_i\}$ and the numbers $p_k = q_k = k$ is the limit of the sequence of loops $\{\alpha_k\}$ where $\alpha_1 = r_1$, $\alpha_{2k} = \alpha_{2k-1} \cdot l_k \cdot \overline{\alpha_{2k-1}}$, and $\alpha_{2k-1} = \alpha_{2k-2} \cdot r_k \cdot \overline{\alpha_{2k-2}}$. Note that

$$\alpha_3 = r_1 \cdot l_1 \cdot \overline{r_1} \cdot r_2 \cdot r_1 \cdot \overline{l_1} \cdot \overline{r_1} = f(\alpha_1).$$

An easy induction establishes immediately that $f(\alpha_k) = \alpha_{k+2}$ for all k . Thus, the sequence $\{\alpha_1, \alpha_3, \alpha_5, \dots\} = \{\alpha_1, f(\alpha_1), f^2(\alpha_1), \dots\}$ approaches the limiting concatenation

$$r_1 \cdot l_1 \cdot \overline{r_1} \cdot r_2 \cdot r_1 \cdot \overline{l_1} \cdot \overline{r_1} \cdot l_2 \cdot r_1 \cdot l_1 \cdot \overline{r_1} \cdot \overline{r_2} \cdot r_1 \cdot \overline{l_1} \cdot \overline{r_1} \cdot r_3 \cdots$$

as claimed.

14. CLIQUES WITH MULTIPLE NON-FILLING RAYS

In this section we prove the following theorem:

Theorem 14.1. *Let Ψ_n be the surface with a single planar end and exactly $2n$ non-planar ends. Then $\mathcal{R}(\Psi_n)$ contains a clique containing exactly n 2-filling rays and n non-filling rays.*

To prove the theorem we will follow the methods of Sections 8–12. Thus, we explicitly produce a lamination Λ_n on Ψ_n using a train track. The complementary region of Λ_n containing the planar end p will be a $2n$ -gon. There are rays to each end of this $2n$ -gon and we will show that n of these rays are 2-filling and the other n rays are not 2-filling.

As it turns out, the construction relies in an essential way on the fact that Ψ_n has infinite genus. At the present time, we do not know a way to get around this. Since the methods of this section are similar to the methods of Sections 8–12, we will only give the construction and sketch the proofs that the claimed properties of the construction hold.

First we define an infinite train track T_1 and a system of weights w_1 on T_1 . See Figure 30. The weights of various of the branches are displayed and the weights of the remaining branches of T_1 may be inferred from these using the switch conditions. Note that there are infinitely many branches which are loops based at trivalent switches and these have weights $\frac{1}{8 \cdot 4^k}$ for $k \geq 0$. There are also infinitely many branches which are loops based at quadrivalent switches and these have weights $\frac{1}{4^k}$ for $k \geq 1$.

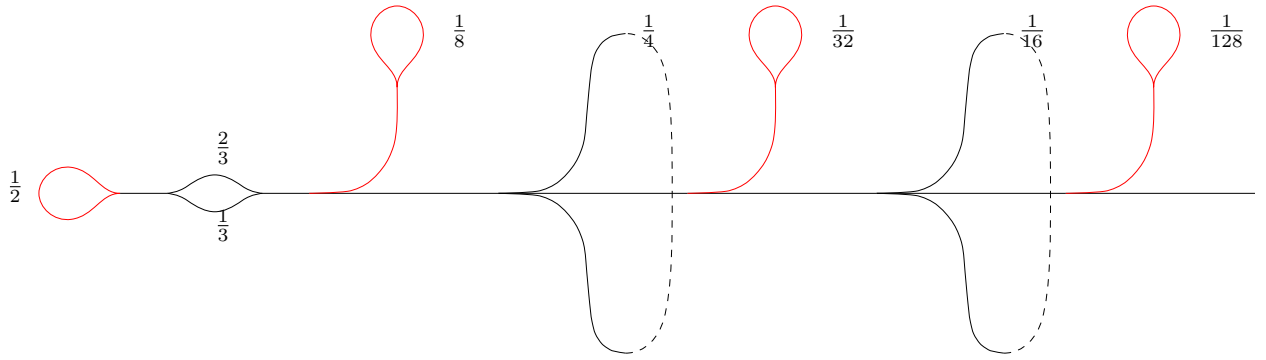


FIGURE 30. The track T_1 with weights w given by labels adjacent to branches.

The track T_1 has a bigon which we denote by c consisting of the branches of weights $\frac{1}{3}$ and $\frac{2}{3}$. For any $n \geq 2$, there is a cyclic cover $\pi_n : T_n \rightarrow T_1$ with the property that c has a unique lift \tilde{c}_n to T_n with respect to which the restriction $\pi_n|_{\tilde{c}_n} : \tilde{c}_n \rightarrow c$ is a degree n cover of the circle c . See Figure 31 for a picture of the tracks T_2 and T_3 .

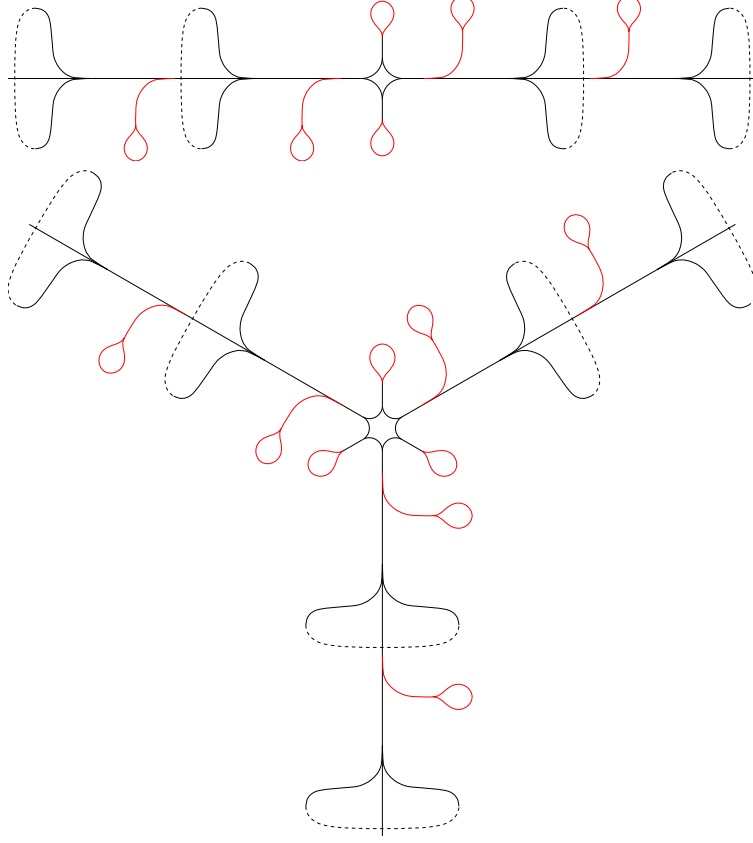
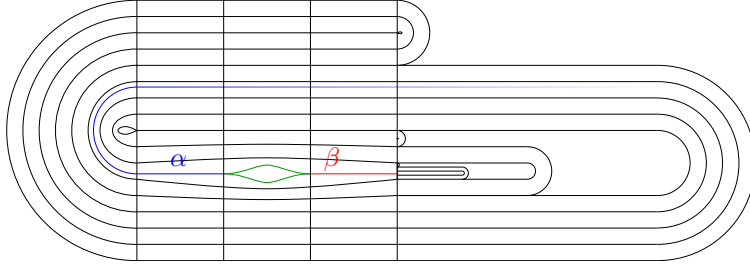
The tracks T_n carry weights w_n induced by pulling back the weights w_1 on T_1 . Namely, $w_n(b) = w_1(\pi_n(b))$ for any branch b of T_n . For each n , the weighted train track (T_n, w_n) defines a union of foliated rectangles G_n . These foliations are pictured in Figures 32 and 33. Please note that in these figures a number of rectangles have been contracted to vertical line segments for ease of drawing. This has no effect on the dynamics of the foliations.

We will first study the dynamics of the foliation G_1 and then leverage this to study the foliations G_n . First we claim that every half leaf of G_1 is dense except for a single singular half leaf. For this, we introduce the pseudo-Anosov homeomorphism shown in Figure 34. As before, we see that the fixed horizontal foliation of this homeomorphism has the same dynamics as the foliation G_1 . We use the pseudo-Anosov ϕ to study the dynamics of G_1 .

Analogously to Lemma 10.2, we use the orbits of singularities of ϕ to prove that the union of singular leaves of G_1 is dense. By studying transverse measures, we prove, using Lemma 10.3 that every non-singular half-leaf of G_1 is dense. Moreover, as in Lemma 11.4 we see that the singularities of G_1 are joined by saddle connections to each other in such a way that $\mathcal{TP}(T_1, w_1)$ contains three boundary paths. One of these boundary paths has both half leaves dense while exactly one half leaf of each of the other two boundary leaves is dense.

We now leverage these claims to prove the following result:

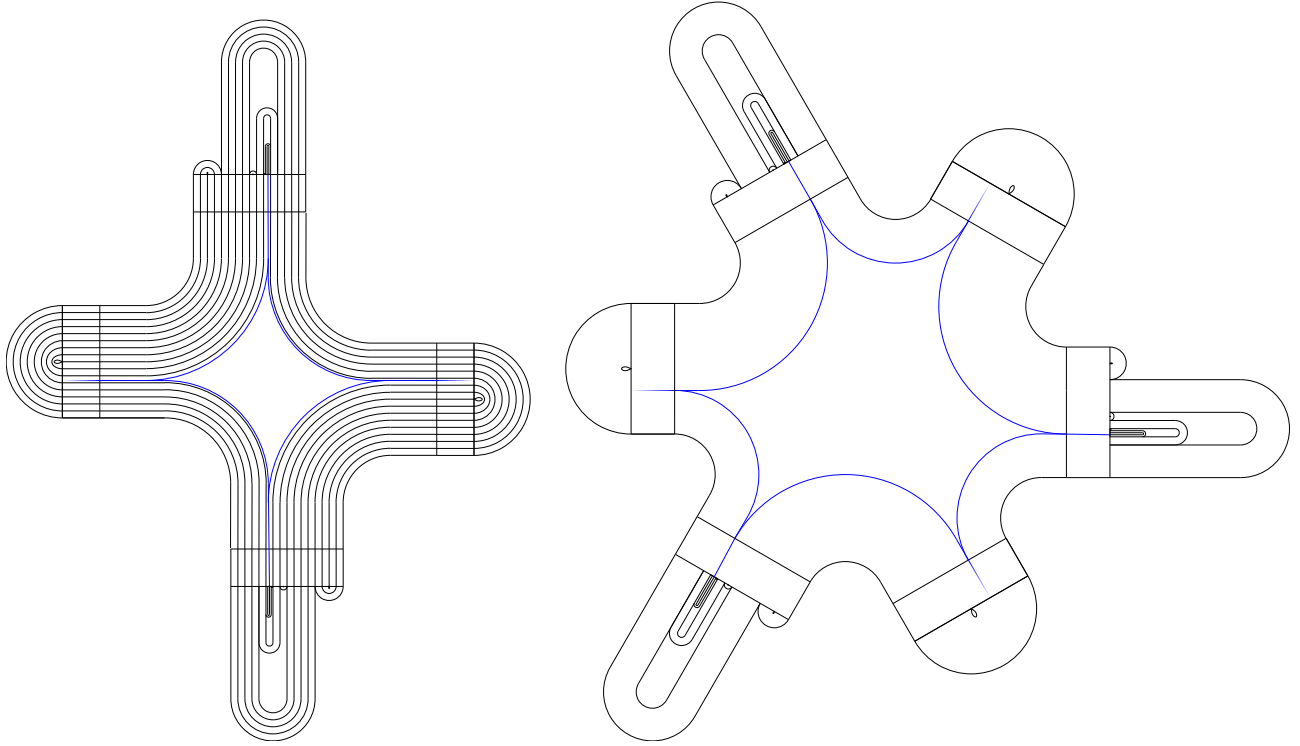
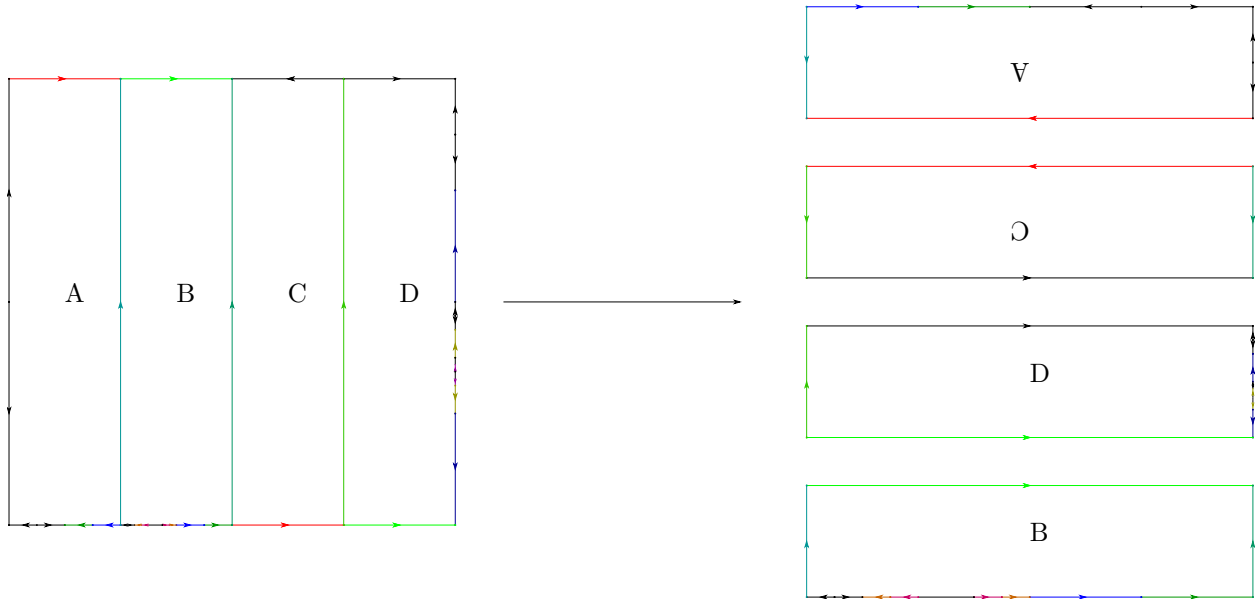
Theorem 14.2. *Every train path $\mathcal{TP}(T_n, w_n)$ is dense. Furthermore, every half train path of $\mathcal{TP}(T_n, w_n)$ is dense except for $2n$ half train paths.*

FIGURE 31. The tracks T_2 and T_3 .FIGURE 32. The foliation G_1 .

As before, the argument of [9, Theorem 12.1] shows that every half leaf of G_1 is dense except for a single ray which has an endpoint on the complementary bigon. The ray α , pictured in Figure 32 is also dense in G_1 . On the other hand, the other ray beginning from an endpoint of the bigon, which we call β is not dense.

We now consider the union of foliated rectangles G_n . The ray α has exactly n lifts $\alpha_1, \dots, \alpha_n$ to G_n , each with an endpoint on the complementary $2n$ -gon to G_n . Similarly, β has n lifts β_1, \dots, β_n . Since every half leaf of G_1 is dense except for β , we have in particular that every half leaf besides β accumulates onto α , and that α itself is dense. Transporting these facts to G_n , we see that the union $\alpha_1 \cup \dots \cup \alpha_n$ is dense and moreover that every half leaf of G_n not lying in $\{\beta_1, \dots, \beta_n\}$ accumulates onto *some* α_i . If we can show that α_i accumulates onto α_j for each i, j , then we will have that each α_i is dense, and thus every half leaf of G_n not lying in $\{\beta_1, \dots, \beta_n\}$ is also dense.

For this, we unzip the foliation G_n along the union of the red saddle connections shown in Figure 35 (see [12, Chapter 1.7] for the notion of unzipping, which is called *splitting* there). We notice that the unzipped


 FIGURE 33. The foliations G_2 and G_3 .

 FIGURE 34. A pseudo-Anosov homeomorphism. Again, arrows based at a common vertex and pointing in opposite directions are identified by a rotation by π about the common vertex.

foliation G'_n is isomorphic to G_n . Each rectangle has been replaced by a rectangle of $\frac{1}{4}$ the same height. Denote by R_i the first rectangle which α_i enters (see Figure 35). We see by unzipping that α_i enters R_{i+1} for each $i = 1, \dots, n$ (indices being taken modulo n).

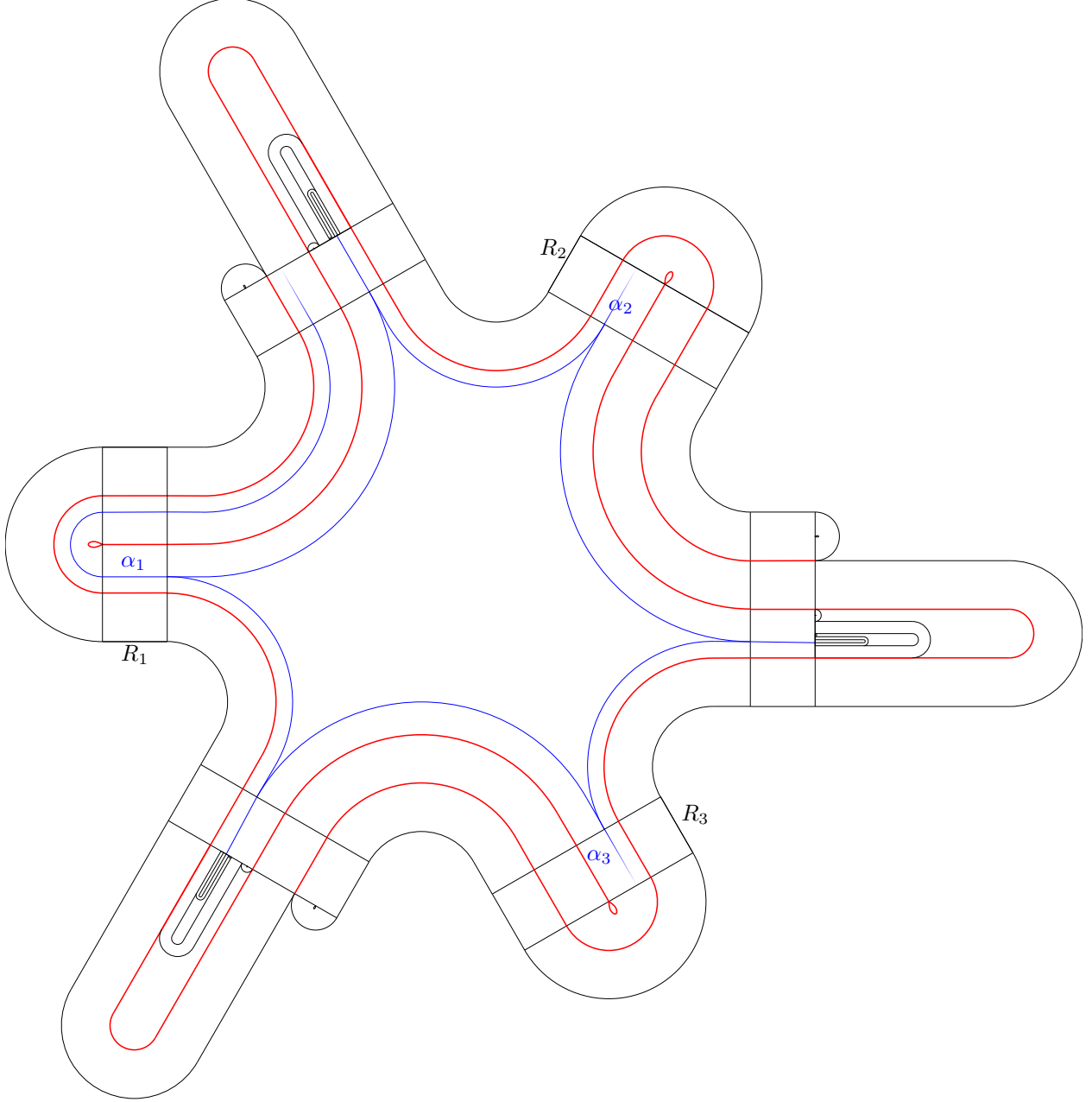


FIGURE 35. The singular rays α_i and the rectangles R_i that they pass through.

The foliation G'_n contains n rays $\alpha'_1, \dots, \alpha'_n$ defined analogously to $\alpha_1, \dots, \alpha_n$, which first pass through the rectangles R'_1, \dots, R'_n of G'_n , respectively. By the isomorphism of G'_n with G_n , we see that α'_i enters R'_{i+1} for each i . However, R'_i is identified with a subrectangle of R_i , of $\frac{1}{4}$ the height, intersecting α_i for each i . Thus we see that α_i enters not only R_{i+1} but this subrectangle of $\frac{1}{4}$ the height intersecting α_{i+1} . Repeating the unzipping process infinitely many times, we see that α_i accumulates onto α_{i+1} for each i . Consequently, each α_i accumulates onto α_j for any j , as desired.

Finally, since the union of saddle connections of G_1 is dense, we see that each boundary path of $\mathcal{TP}(T_n, w_n)$ accumulates onto the train path induced by some α_i and therefore each boundary path is also dense. We have that $\mathcal{TP}(T_n, w_n)$ contains $3n$ boundary paths, $2n$ of which correspond to sides of the complementary $2n$ -gon of G_n . These $2n$ boundary paths each have one dense and one non-dense half path since each α_i is

dense and no β_i is dense. On the other hand, each half path of one of the n remaining boundary paths of $\mathcal{TP}(T_n, w_n)$ accumulates onto the train path corresponding to α_i for some i , and thus is also dense. This proves Theorem 14.2.

Finally, we define the lamination Λ_n . The train track T_n may be embedded on the surface Ψ_n . We illustrate how to do this on the surface Ψ_2 with four non-planar ends in Figure 36.




FIGURE 36. The train track T_2 embedded in the surface Ψ_2 .

Collapsing parallel branches of T_n gives a locally finite train track on Ψ_n with a system of weights induced by w_n . We check as in Section 15 that the train paths resulting from this locally finite train track and system of weights can be straightened to geodesics on Ψ_n . We verify as in Lemma 12.4 that the union is closed. This union of geodesics is the lamination Λ_n . We verify that:

- The lamination Λ_n contains n proper geodesics m_1, \dots, m_n (these are where the branches of T_n accumulate).
- The complementary region to Λ_n containing the planar end p is a $2n$ -gon.
- Rays to n of the ends of this polygon spiral onto Λ_n whereas rays to the other n ends of the polygon each spiral onto one of the proper geodesics m_i .

Finally then, we form a clique of rays in $\mathcal{R}(\Psi_n, p)$ consisting of the rays to the ends of the $2n$ -gon containing p . Exactly n of these are 2-filling and the other n are not 2-filling, as desired.

15. APPENDIX: CONSTRUCTION OF THE LAMINATION FROM THE TRAIN TRACK WITH WEIGHTS

In this section, we verify Lemma 12.3. To do this, we show that lifts of train paths on T to $\tilde{\Omega}$ are uniform-quality quasi-geodesics.

We consider again the middle of Figure 28. The blue curves pictured divide Ω into a sphere V with three boundary components and the puncture ∞ as well as infinitely many spheres with three boundary components. We denote the spheres with three boundary components by $U_i, i \in \mathbb{Z}$. The numbering is chosen such that if we consider the bi-infinite sequence

$$\dots U_{-2}, U_{-1}, V, U_0, U_1, U_2, \dots$$

then each surface in the sequence is joined to each of the adjacent surfaces by a boundary component.

Notice that T intersects each three-holed sphere U_i with $i \neq 0$ in the same subtrack. Each U_i is endowed with an isometric hyperbolic metric with boundary components of length one. In each U_i with $i \neq 0$ we isotope T so that there is an isometry $U_i \rightarrow U_j$ for each $i, j \neq 0$ taking the intersection $T \cap U_i$ to $T \cap U_j$. The components U_0 and V are also equipped with hyperbolic metrics with boundary components of length one. We glue the surfaces U_i and V together by isometries along the boundary components such that the tracks $U_i \cap T$ and $V \cap T$ glue together to give T . Although a gluing was fixed at the beginning of the paper, any choices of gluing give quasi-isometric surfaces, so whether or not train paths are uniform-quality quasi-geodesics does not depend on the choice of gluing.

Note that there are exactly 17 possible train paths through the train track $T \cap V$ (up to possibly changing the orientation of the path). Eight of these join one of the boundary components of V to itself. They are homotopic, keeping the endpoints on the boundary, to the eight paths drawn in Figure 37. The other nine possible train paths join one boundary component of V to another. In particular we note the following by inspection: *no train path in $T \cap V$ is homotopic into ∂V .*

Similarly we analyze train paths through the train tracks with stops $T \cap U_i$. For each i , there are three possible train paths through $T \cap U_i$ up to changing the orientation of the path, none of which is homotopic into ∂U_i .

These facts imply the following. For any train path $t \in \mathcal{TP}(T, w)$, t consists of a concatenation

$$t = \dots t_{-1} t_0 t_1 \dots$$

where each t_i is a train path through $W_i \cap T$ where $W_i \in \{U_j\}_{j \in \mathbb{Z}} \cup \{V\}$, with endpoints on the boundary. The choice of metric on the pieces of Ω , the isotopic representative chosen for T , and the upper bound of 17 on the number of train paths in $T \cap W_i$ imply that there is an upper bound κ on the length of each segment t_i . Furthermore, no t_i is homotopic into ∂W_i . Let

$$\tilde{t} = \dots \tilde{t}_{-1} \tilde{t}_0 \tilde{t}_1 \dots$$

be a lift of t to $\tilde{\Omega}$, where each \tilde{t}_i covers the segment t_i . Let \mathcal{L} be the collection of the lifts of the curves C_i on Ω to $\tilde{\Omega}$. Then there is a lower bound η on the distance between any distinct $L_1, L_2 \in \mathcal{L}$.

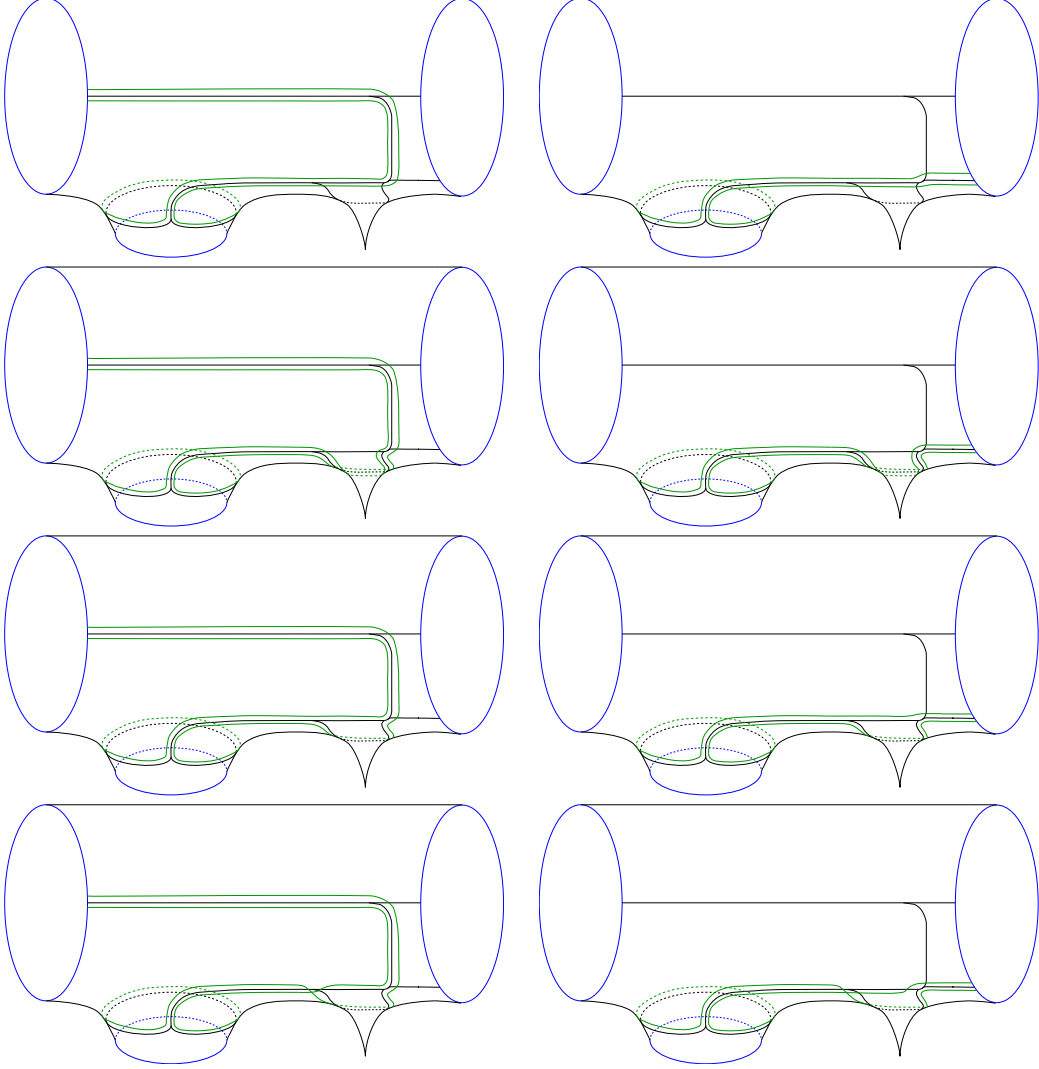


FIGURE 37. The eight possible train paths through V joining a boundary component to itself.

Consider a subpath s of \tilde{t} of length D . Then s contains at least $\lfloor D/\kappa - 1 \rfloor \geq D/\kappa - 2$ segments \tilde{t}_i . By the fact that no t_i is homotopic into ∂W_i , s crosses at least $D/\kappa - 2$ distinct elements of \mathcal{L} each of which is distance at least η from the next. Hence the distance between the endpoints of s is at least

$$(D/\kappa - 2)\eta = D\eta/\kappa - 2\eta.$$

This proves that \tilde{t} is a $(\kappa/\eta, 2\eta)$ -quasi-geodesic.

REFERENCES

- [1] Juliette Bavard. Hyperbolicité du graphe des rayons et quasi-morphismes sur un gros groupe modulaire. *Geometry & Topology*, 29:491–535, 2016.
- [2] Juliette Bavard and Alden Walker. The gromov boundary of the ray graph. *Transactions of the American Mathematical Society*, 370(11):7647–7678, 2018.
- [3] Juliette Bavard and Alden Walker. Two simultaneous actions of big mapping class groups. arXiv:1806.10272, 2018.
- [4] Francis Bonahon. Closed curves on surfaces. Available at <https://dornsife.usc.edu/francis-bonahon/preprints/>, 2000.
- [5] Danny Calegari. Big mapping class groups and dynamics, 2009. <https://lamington.wordpress.com/2009/06/22/big-mapping-class-groups-and-dynamics/>.

- [6] Danny Calegari and Lvzhou Chen. Big mapping class groups and rigidity of the simple circle. *Ergodic Theory and Dynamical Systems*, pages 1–27, 2020.
- [7] André de Carvalho and Toby Hall. Unimodal generalized pseudo-anosov maps. *Geometry & Topology*, 8, 2004.
- [8] Benson Farb and Dan Margalit. *A Primer on Mapping Class Groups*. Princeton Mathematical Series. Princeton University Press, 2012.
- [9] Albert Fathi, François Laudenbach, and Valentin Poénaru. *Thurston's Work on Surfaces*. Princeton University Press, 2012.
- [10] Erica Klarreich. The boundary at infinity of the curve complex and the relative teichmüller space. arXiv:1803.10339, 1999.
- [11] R.L. Moore. Concerning upper semi-continuous collections of continua. *Transactions of the American Mathematical Society*, 27, 1925.
- [12] R.C. Penner and J.L. Harer. *Combinatorics of Train Tracks*. Annals of Mathematics Studies. Princeton University Press, 1992.
- [13] Anshel Schaffer-Cohen. Graphs of curves and arcs quasi-isometric to big mapping class groups. arXiv:2006.14760, 2020.

DEPARTMENT OF MATHEMATICS, THE UNIVERSITY OF TEXAS AT AUSTIN, AUSTIN, TX, USA

Email address, L. Chen: `lvzhou.chen@math.utexas.edu`

DEPARTMENT OF MATHEMATICS, UNIVERSITY OF UTAH, SALT LAKE CITY, UT, USA

Email address, A.J. Rasmussen: `rasmussen@math.utah.edu`