

Robust covariance estimation for distributed principal component analysis*

Kangqiang Li[†] Han Bao[‡] Lixin Zhang[§]

School of Mathematical Sciences, Zhejiang University, Hangzhou, Zhejiang 310027, China

July 20, 2022

Abstract

Fan et al. [*Annals of Statistics* **47**(6) (2019) 3009–3031] proposed a distributed principal component analysis (PCA) algorithm to significantly reduce the communication cost between different servers. In this paper, we robustify their distributed algorithm by using robust covariance matrix estimators respectively proposed by Minsker [*Annals of Statistics* **46**(6A) (2018) 2871–2903] and Ke et al. [*Statistical Science* **34**(3) (2019) 454–471] instead of the sample covariance matrix. We extend the deviation bound of robust covariance estimators with bounded fourth moments to the case of the heavy-tailed distribution under only bounded $2 + \epsilon$ moments assumption. The theoretical results show that after the shrinkage or truncation treatment for the sample covariance matrix, the statistical error rate of the final estimator produced by the robustified algorithm is the same as that of sub-Gaussian tails, when $\epsilon \geq 2$ and the sampling distribution is symmetric innovation. While $2 > \epsilon > 0$, the

*This work was supported by grants from the NSF of China (Grant No.11731012), Ten Thousands Talents Plan of Zhejiang Province (Grant No. 2018R52042) and the Fundamental Research Funds for the Central Universities.

[†]Corresponding author E-mail address: 11935023@zju.edu.cn (Kangqiang Li)

[‡]E-mail address: 21935024@zju.edu.cn (Han Bao)

[§]E-mail address: stazlx@zju.edu.cn (Lixin Zhang)

rate with respect to the sample size of each server is slower than that of the bounded fourth moment assumption. Extensive numerical results support the theoretical analysis, and indicate that the algorithm performs better than the original distributed algorithm and is robust to heavy-tailed data.

Keywords: Robust covariance estimation; Heavy-tailed data; Principal component analysis; Distributed estimation.

1 Introduction

Principal component analysis (PCA) is a well-known technique for dimension reduction, which was initiated by Pearson (1901)[27]. It can extract the main information of the original data such that irrelevant information is discarded. In early research, Davis (1977)[8] extended Anderson (1963)[1]’s asymptotic results about PCA under Gaussian assumption to the case of non-Gaussian distribution with only bounded fourth moment. Davis derived that when the fourth order moment of samples exists, the eigenvalues and eigenvectors of the sample covariance matrix enjoy the same statistical error rate as the case of Gaussian distribution. Although the sample covariance matrix have been applied in many fields, it relies heavily on strong assumptions on Gaussian distribution in the theoretical properties such as Wang and Fan (2017)[31] and often has the poor performance without Gaussian assumption in many estimation methods including Bickel and Levina (2008)[2], Fan, Fan and Lv (2008)[11]. It doesn’t take into consideration the presence of outliers and the heavy-tailedness of data. Therefore, due to the aforementioned reasons, a fast-growing body of research on constructing tail-robust covariance matrix estimators with heavy-tailed data have proliferated over the past few decades. For elliptically symmetric distribution which is a feasible way to model heavy-tailed data, Fan, Liu and Wang (2018)[13] and Fan, Wang and Zhong (2019)[15] designed two novel procedures to estimate the spiked covariance matrix of the elliptical factor model, when the random samples have the bounded fourth moment, and derived the error bound of the robust estimator under max norm and the statistical error rate of the corresponding eigenvalues and eigenvectors. Fan, Wang and Zhu (2017)[16] constructed a ℓ_4 -norm truncated sample covariance matrix when the

bounded fourth moment of heavy-tailed distributions exists, and they showed that the robust covariance estimator have the statistical error rate of $O_P(\sqrt{d \log d/n})$ under the spectral norm. In particular, from the random matrix perspective, Minsker (2018)[24] and Ke et al. (2019)[20] respectively proposed different robust covariance matrix estimators such that the computing amount of estimating the population covariance matrix can be remarkably reduced, and derived exponential-type concentration inequality under the spectral norm. Minsker generalized Catoni (2012)[4]’s M -estimator from robust mean estimation of the univariate random variables to the multivariate version of the self-adjoint random matrices. Ke employed Huber (1964)[19]’s loss function and its derivative to construct a Huber-type M -estimator and a truncated covariance matrix estimator for heavy-tailed distribution with bounded fourth moment. There are many other literature about studying robust covariance estimation such as Catoni (2016)[5], Minsker and Wei (2018)[26] and Mendelson and Zhivotovskiy (2018)[23], etc.

With the emergence of massive data sets, many distributed algorithms based on various statistical models have been put forward recently including Tian and Gu (2016)[30] for distributed sparse Linear discriminant analysis; Lee et al. (2017)[21], Jordan et al. (2018)[18] and Fan, Guo and Wang (2019)[12] for distributed regression model; El Karoui and d’Aspremont (2010)[10], Schizas and Aduroja (2015)[28], Chen et al (2016)[6] and Fan et al. (2019)[14] for distributed PCA and so on. Fan et al. (2019)[14] proposed the distributed PCA algorithm via utilizing the sample covariance matrix. They computed the leading eigenvectors of the sample covariance matrix on each server, and send them to the data center. In their theoretical analysis and numerical simulation, the assumption that the samples obey Gaussian distribution is indispensable, which is very restrictive in practice, since real-world data usually do not satisfy the assumption exactly. To address this problem, in this paper, we first extend the tail-robust covariance matrix estimators proposed by Minsker (2018)[24] and Ke et al. (2019)[20] to the case of finite $2 + \epsilon$ moment rather than bounded fourth moment, and derived non-asymptotic deviation bound under ψ_1 -norm. Then we utilize these user-friendly covariance estimators to robustify the distributed PCA algorithm proposed by Fan et al. (2019)[14] such that the robust algorithm owns practical applied value and even when some servers have malicious outliers, the algorithm can still

be useful. Besides, in theoretical results, we establish the upper bound of the distributed estimator produced by the robust algorithm which is similar to the results of Gaussian distributed data in Fan et al. (2019)[14], when the sampling distribution is symmetric innovation and have finite fourth moment. Nevertheless, if the samples are asymmetric, the upper bound is consistent with the Byzantine-robust distributed results of Yin et al. (2018)[32]. In particular, as $\epsilon \rightarrow 0$, the statistical error rate with respect to the sample size of each server will become slower, but the rate with respect to the number of servers remain unchanged when $\epsilon \in (0, +\infty)$. There is no sharp constraint on the sampling distribution and we only require samples on each server satisfy bounded $2 + \epsilon$ moment condition which makes it easier for the occurrence of outliers. Also, the simulation study supports our theoretical analysis.

The paper is organized as follows. In Section 2, we introduce some definitions and notation. In Section 3, we propose the robust distributed PCA algorithm. In Section 4, we revisit two user-friendly robust covariance matrix and generalize their application conditions, and thereby embed them in the robust distributed algorithm. We present extensive simulation results to demonstrate the theoretical analysis in Section 5, and provide a brief discussion in Section 6. Finally, all the proofs are presented in the Appendix A.

2 Notation and definitions

Given $A \in \mathbb{R}^{d \times d}$, let $A^T \in \mathbb{R}^{d \times d}$ be the transpose of A and $\text{tr}(A)$ be the trace of A . The matrix norms are defined as follow: the spectral and Frobenius norm are denoted by $\|A\|_2 := \sqrt{\lambda_{\max}(A^T A)}$ and $\|A\|_F = \sqrt{\text{tr}(A^T A)}$ respectively, where $\lambda_{\max}(A^T A)$ denotes the largest eigenvalue of $A^T A$. If A is symmetric, the max norm is defined as $\|A\|_{\max} = \max_{1 \leq i, j \leq d} |A_{(i,j)}|$. For a vector $X \in \mathbb{R}^d$, $\|X\|_2 := \sqrt{X^T X}$. For any positive integer n , the set $\{1, 2, \dots, n\}$ is denoted by $[n]$. Given two sequences $\{a_n\}_{n=1}^{\infty}$ and $\{b_n\}_{n=1}^{\infty}$, if there is some positive constants C, C_1 such that $Cb_n \leq a_n \leq C_1 b_n$ holds for $n \geq 1$, we denote it by $a_n = O(b_n)$. For a random variable $X \in \mathbb{R}^d$, we denote $X_{(k)}$ as the k -th entry of X , and if $d = 1$, define ψ_2 and ψ_1 -norm of X as $\|X\|_{\psi_2} = \sup_{k \geq 1} \sqrt[k]{\mathbb{E}|X|^k} / \sqrt{k}$ and

$\|X\|_{\psi_1} = \sup_{k \geq 1} \sqrt[k]{\mathbb{E}|X|^k}/k$. Denote $T_d(\nu, \mu, \Sigma)$ as d -variate t distribution with degrees of freedom ν , mean vector μ and positive definite matrix Σ . Suppose that the random sample $X \in \mathbb{R}^d$ has the population covariance matrix Σ . Define $\kappa := \lambda_1/\Delta$, where $\Delta := \lambda_K - \lambda_{K+1}$ should be positive such that the top K eigenspace is uniquely determined, and $r := \text{tr}(\Sigma)/\lambda_1$.

The following definition can be found in Minsker (2018)[24] and Ke et al. (2019)[20].

Definition 1. Let f be a real-valued function defined on \mathbb{R} , and $A \in \mathbb{R}^{d \times d}$ be a symmetric matrix with the eigenvalue decomposition $A = V\Lambda V^T$ such that $\lambda_i(A) \in \mathbb{R}$, $i = 1, \dots, d$. We define $f(A)$ as $f(A) = Vf(\Lambda)V^T$, where $f(\Lambda) = \text{diag}(f(\lambda_1), f(\lambda_2), \dots, f(\lambda_d))$.

The following definition is defined in Fan et al. (2019)[14].

Definition 2. For a d -dimensional random vector X with covariance $\Sigma = V\Lambda V^T$, if for all $j \in [d]$, $Z \stackrel{d}{=} (I_d - 2e_j e_j^T)Z$, where $Z = \Lambda^{-\frac{1}{2}}V^T X$, X is named as symmetric innovation.

The symmetric innovation embodies many various distributions such as multivariate Gaussian distribution, multivariate t distribution with mean zero and their generalization: symmetric elliptical distribution.

Definition 3. The Huber[19]'s loss function is defined as

$$\ell_\tau(x) = \begin{cases} x^2/2, & \text{if } |x| \leq \tau \\ \tau|x| - \tau^2/2, & \text{if } |x| > \tau \end{cases}$$

where τ is a robustification parameter.

3 Robust distributed PCA algorithm

Now consider $N = m \cdot n$ i. i. d. samples $\{X_i^{(\ell)}\}_{i=1, \ell=1}^{n, m}$ are dispersed on m servers with $\mathbb{E}X_i^{(\ell)} = 0_{d \times 1}$, $\mathbb{E}X_i^{(\ell)}X_i^{(\ell)T} = \Sigma$ and $\left\|\mathbb{E}|X_i^{(\ell)}X_i^{(\ell)T}|^\alpha\right\|_2 < \infty$ for some $\alpha \in (1, 2]$, all $i \in [n]$, and each server ℓ possessing n samples. We embed user-friendly robust covariance matrix estimators put forward by Minsker (2018)[24] and Ke et al. (2019)[20] in the distributed PCA algorithm proposed by Fan et al. (2019)[14] to construct the following robust distributed PCA algorithm. Similar to Section 4 in Fan et al. (2019)[14], in order

Algorithm 1: Robust Distributed PCA Algorithm

Input: Data $\{X_i^{(\ell)}\}_{i=1, \ell=1}^{n, m}$ with for some $\alpha \in (1, 2]$, $\left\| \mathbb{E} |X_i^{(\ell)} X_i^{(\ell)T}|^\alpha \right\|_2 < \infty$, the tuning parameter θ (or τ).

for $\ell = 1, 2, 3, \dots, m$ **do**

The ℓ -th server calculates locally the robust covariance matrix estimator $\hat{\Sigma}_n^{(\ell)}(\alpha, \theta)$ and its top K eigenvectors $\hat{V}_K^{(\ell)} = (\hat{v}_1^{(\ell)}, \dots, \hat{v}_K^{(\ell)}) \in \mathbb{R}^{d \times K}$, and transmits the eigenvectors to the central server.

end

if Receive $\{\hat{V}_K^{(\ell)}\}_{\ell=1}^m$ from m servers **then**

The central server calculates $\tilde{\Sigma} = \frac{1}{m} \sum_{\ell=1}^m \hat{V}_K^{(\ell)} \hat{V}_K^{(\ell)T}$, and its top K eigenvectors $\{\tilde{v}_i\}_{i=1}^K$.

end

Output: $\tilde{V}_K = (\tilde{v}_1, \dots, \tilde{v}_K) \in \mathbb{R}^{d \times K}$.

to measure the statistical error $\rho(\tilde{V}_K, V_K) := \|\tilde{V}_K \tilde{V}_K^T - V_K V_K^T\|_F$, the statistical error is decomposed into the bias terms $\rho(\tilde{V}_K, V_K^*)$ and the sample variance terms $\rho(V_K^*, V_K)$, where $V_K^* = (v_1^*, \dots, v_K^*) \in \mathbb{R}^{d \times K}$ is defined as the top K eigenvectors of $\Sigma^* := \mathbb{E}(\hat{V}_K^{(\ell)} \hat{V}_K^{(\ell)T})$ and V_K is the top K eigenvectors of Σ . Further details of the statistical error can be founded in Section 4 of Fan et al. (2019)[14].

4 Main results

4.1 Robust covariance estimation

In this subsection, we begin with the definitions of robust covariance matrix estimators of Minsker (2018)[24] and Ke et al. (2019)[20].

Minsker's shrinkage covariance estimator is defined as follows: Assume that n i.i.d. d dimensional random vectors $\{X_i\}_{i=1}^n$ have finite $v^\alpha := \left\| \mathbb{E} |X_i X_i^T|^\alpha \right\|_2$ for some $\alpha \in (1, 2]$. Let

$$\hat{\Sigma}_n(\alpha, \theta) := \frac{1}{n\theta} \sum_{i=1}^n \psi_\alpha(\theta X_i X_i^T) = \frac{1}{n\theta} \sum_{i=1}^n \psi_\alpha(\theta \|X_i\|_2^2) \frac{X_i X_i^T}{\|X_i\|_2^2}$$

where $\psi_\alpha(x) : \mathbb{R} \mapsto \mathbb{R}$ be a nondecreasing function such that for all $x \in \mathbb{R}$ and $c_\alpha =$

$$\frac{\alpha-1}{\alpha} \vee \sqrt{\frac{2-\alpha}{\alpha}},$$

$$-\log(1 - x + c_\alpha |x|^\alpha) \leq \psi_\alpha(x) \leq \log(1 + x + c_\alpha |x|^\alpha).$$

Similar to Minsker's estimator, Ke's truncated covariance estimator is constructed as follows:

$$\hat{\Sigma}_n(\alpha, \tau) := \frac{1}{n} \sum_{i=1}^n \psi_\tau(\|X_i\|_2^2) \frac{X_i X_i^T}{\|X_i\|_2^2},$$

where $\psi_\tau(x) = (|x| \wedge \tau) \text{sign}(x)$, which is the derivative of Huber loss function.

The tuning parameters θ and τ control the bias-robustness trade-off. Because of the above concise expression, we urge to utilize these estimators in Algorithm 1 such that the computational efficiency is comparable with that of the sample covariance matrix. Next, we extend the results of these estimator to the case of finite $2 + \epsilon$ moment.

In Lemma 1, we slightly ameliorate Theorem 3.3 and 3.2 of Minsker (2018)[24] for Minsker's shrinkage estimator.

Lemma 1. *Let $X \in \mathbb{R}^d$ be a random vector such that $\mathbb{E}X = 0_{d \times 1}$, for some $\alpha \in (1, 2]$, $\left\| \mathbb{E}|X_i^{(\ell)} X_i^{(\ell)T}|^\alpha \right\|_2 < \infty$ and $\Sigma = \mathbb{E}[XX^T]$. Assume X_1, \dots, X_n be i. i. d. copies of X and*

$$v^\alpha := \left\| \mathbb{E}|X_i X_i^T|^\alpha \right\|_2, \quad \bar{d}_\alpha := \frac{\text{tr}(\mathbb{E}|X_i X_i^T|^\alpha)}{\left\| \mathbb{E}|X_i X_i^T|^\alpha \right\|_2}.$$

For $\theta > 0$, the following inequality holds:

$$\mathbb{P}\left(\left\| \hat{\Sigma}_n(\alpha, \theta) - \Sigma \right\|_2 \geq t\right) \leq 2\bar{d}_\alpha \exp(-\theta n t + c_\alpha n \theta^\alpha v^\alpha) \left(1 + \frac{2}{\theta n t} + \frac{2}{(\theta n t)^2}\right).$$

The following lemma generalizes Ke's truncated estimator to the case of bounded $2 + \epsilon$ moment.

Lemma 2. *Under the condition of Lemma 1, for any positive t and τ , we have*

$$\mathbb{P}\left(\left\| \hat{\Sigma}_n(\alpha, \tau) - \Sigma \right\|_2 \geq t\right) \leq 2\bar{d}_\alpha \exp(-n t / \tau + n \tau^{-\alpha} \sigma^\alpha) \left(1 + \frac{2\tau}{n t} + \frac{2\tau^2}{(n t)^2}\right)$$

where $\sigma^\alpha := \left\| \mathbb{E}|X_i X_i^T|^\alpha \right\|_2$.

By Lemma 1 and 2, we can derive that when $\theta = O\left(\frac{1}{v \cdot \sqrt[n]{n}}\right)$ and $\tau = O(\sigma \cdot \sqrt[n]{n})$, $\left\| \hat{\Sigma}_n(\alpha, \theta) - \Sigma \right\|_2$ and $\left\| \hat{\Sigma}_n(\alpha, \tau) - \Sigma \right\|_2$ are both sub-exponential random variables. The following theorem shows the upper bound of $\left\| \hat{\Sigma}_n(\alpha, \tau) - \Sigma \right\|_2$ under ψ_1 -norm. $\left\| \hat{\Sigma}_n(\alpha, \theta) - \Sigma \right\|_2$ also has the similar result by following the proof of Theorem 1.

Theorem 1. *Under the condition of Lemma 1, for $\tau = O(\sigma \cdot \sqrt[\alpha]{n})$ and some $\alpha \in (1, 2]$, there exists a constant $C > 0$ such that*

$$\left\| \left\| \widehat{\Sigma}_n(\alpha, \tau) - \Sigma \right\|_2 \right\|_{\psi_1} \leq C \bar{d}_\alpha \frac{\sigma}{n^{\frac{\alpha-1}{\alpha}}}.$$

\bar{d}_α in the upper bound is nasty but not dispensable, which is often much smaller than d . When $\alpha = 2$ (i.e. the fourth moment of the samples exists), Fan, Wang and Zhu (2017)[16] showed that their ℓ_4 -norm truncated sample covariance matrix possesses the statistical error rate of $O_P(\sqrt{d \log d/n})$ under the spectral norm. In simulation study, we will illustrate that with $\alpha = 2$, our upper bound $\sigma \bar{d}_\alpha n^{\frac{1-\alpha}{\alpha}} = O\left(\bar{d} \sqrt{\frac{d}{n}}\right)$ is consistent with the error bound of Fan, Wang and Zhu (2017)[16], where \bar{d} is the effective dimension.

When $d = 1$, the truncated estimator $\widehat{\Sigma}_n(\alpha, \tau)$ degenerates to a robust estimator of the variance of a random variable. Lugosi and Mendelson (2019)[22] and Bubeck et al. (2013)[3] showed that if $\{X_i\}_{i=1}^n$ random variables are i.i.d. sampled from the distribution with finite $\nu := \mathbb{E}[|X_i - \mathbb{E}X_i|^\alpha] < \infty$ for $\alpha \in (1, 2]$, there exists a mean estimator \widehat{T}_n which satisfies

$$\sup_{\{X_i\}_{i=1}^n \sim \mathcal{D}} \mathbb{P} \left(\left| \widehat{T}_n - \mathbb{E}X_i \right| > C \left(\frac{\nu^{\frac{1}{\alpha-1}} \ln(1/\delta)}{n} \right)^{\frac{\alpha-1}{\alpha}} \right) \leq \delta$$

where \mathcal{D} denotes the set of all distributions whose α -th central moment ν is bounded. their upper bound on the statistical error rate with respect to n is the same as that of $\widehat{\Sigma}_n(\alpha, \tau)$. Meanwhile, Devroye et al. (2016)[9] gave a lower bound on the statistical error rate for any mean estimator when samples have finite α -th central moment which shows that the upper bound is tight. Sun et al. (2020)[29] studied the robust regression whose the stochastic error has only bounded $1 + \epsilon$ moment. They exploited the adaptive Huber loss to obtain the tight upper bound of the convergence of the regression parameter. Chen et al (2020)[7] modified the influence function of Catoni (2012)[4] to generalize Catoni (2012)[4]’s M -estimator such that the robust estimator can be preferably applied to the mean estimation under the bounded $1 + \epsilon$ moment assumption. Our upper bound can be regarded as a covariance version of Sun et al. (2020)[29], Lugosi and Mendelson (2019)[22], Bubeck et al. (2013)[3] and Chen et al (2020)[7]. In this paper, the phase transition is located in $\alpha = 2$ rather than $\epsilon = 1$ for regression and mean estimation in their research.

Ke et al. (2019)[20] proposed a M -estimator for covariance matrix by minimizing Huber loss. If the M -estimator is applied in Algorithm 1, it will burden the computational complexity of the algorithm since computing such an estimator needs the gradient descent iteration. Next, we further study the deviation bound of Ke's element-wise truncated covariance estimator and M -estimator based on adaptive Huber loss under max norm, when the samples have only finite $2 + \epsilon$ moment.

For $1 \leq k, s \leq d$, we denote

$$\hat{\sigma}_{k,s} := \frac{1}{n} \sum_{i=1}^n \psi_{\tau_{k,s}} \left(X_{i(k)} X_{i(s)} \right), \quad \hat{\sigma}_{k,s}^{\mathcal{M}} := \operatorname{argmin}_{\theta \in \mathbb{R}} \sum_{i=1}^n \ell_{\tau_{k,s}} \left(X_{i(k)} X_{i(s)} - \theta \right).$$

We show the following two theorems to weaken the assumptions of the above two robust estimators.

Theorem 2. Assume X_1, \dots, X_n be n i. i. d. random vectors with $\mathbb{E}X_1 = 0_{d \times 1}$, $\Sigma = \mathbb{E}X_1 X_1^T$. Let $M := \max_{k,s \in [d]} \sqrt[n]{\mathbb{E} \left| X_{i(k)} X_{i(s)} \right|^\alpha} < \infty$ for some $\alpha \in (1, 2]$, and $\hat{\Sigma}_{(k,s)} := \hat{\sigma}_{k,s}$. With probability at least $1 - (1 + d^{-1})\delta$, we have

$$\left\| \hat{\Sigma} - \Sigma \right\|_{\max} \leq 2M \left(\frac{2 \log d + \log \delta^{-1}}{n} \right)^{\frac{\alpha-1}{\alpha}}$$

where $\tau_{k,s} = \sqrt[n]{n \mathbb{E} \left| X_{i(k)} X_{i(s)} \right|^\alpha} / (2 \log d - \log \delta)$.

Theorem 3. Under the condition of Theorem 2, choosing $\tau_{k,s} = \left(\frac{n 2^{\alpha-1} \mathbb{E} |X_{i(k)} X_{i(s)} - \sigma_{k,s}|^\alpha}{\log \delta^{-1}} \right)^{\frac{1}{\alpha}}$ for $1 \leq k, s \leq d$, with probability at least $1 - (d + d^2)\delta$, we have

$$\left\| \hat{\Sigma}^{\mathcal{M}} - \Sigma \right\|_{\max} \leq 2M_1 \frac{\left(\frac{2 \log \delta^{-1}}{n} \right)^{\frac{\alpha}{\alpha-1}}}{1 - \left(\frac{2}{\tau_{k,s}} \right)^{\alpha-1}}$$

as long as $n \geq \frac{2 \log \delta^{-1}}{1 - \left(\frac{2}{\tau_{k,s}} \right)^{\alpha-1} (\mathbb{E} |X_{i(k)} X_{i(s)} - \sigma_{k,s}|^\alpha + 1)}$, where $\hat{\Sigma}_{(k,s)}^{\mathcal{M}} := \hat{\sigma}_{k,s}^{\mathcal{M}}$ and

$$M_1 := \max_{k,s \in [d]} \sqrt[n]{\mathbb{E} |X_{i(k)} X_{i(s)} - \sigma_{k,s}|^\alpha} < \infty.$$

In the detailed numerical simulation study of Ke et al. (2019)[20], they displayed the superiority of the truncated covariance estimator in statistical performance. Although the theoretical properties of their truncated covariance estimator hold only when the fourth

moment of the samples exists, it still possesses excellent simulation results compared with that of the sample covariance matrix when the random samples follow Student's t model with three degrees of freedom. We believe that the generalized truncated estimator will have better effect than that of them, since the selection of our tuning parameter τ conforms better to the $2 + \epsilon$ moment property of random samples.

4.2 Distributed estimation with weaker moment

By Theorem 1, we get that the ψ_1 -norms of the robust covariance matrix estimators $\hat{\Sigma}_n(\alpha, \theta)$ and $\hat{\Sigma}_n(\alpha, \tau)$ have an upper bound which are similar to that of sample covariance matrix in Fan et al. (2019)[14]. In this subsection, we utilize the estimator $\hat{\Sigma}_n(\alpha, \theta)$ in Algorithm 1 to analyze the statistical error rate of the resulting distributed estimator \tilde{V}_K . The similar results via using the truncated covariance estimator $\hat{\Sigma}_n(\alpha, \tau)$ will not repeated for less redundancy.

Next, we slightly modify Theorem 2 in Fan et al. (2019)[14] to elucidate that when random samples have symmetric innovation, by using $\hat{\Sigma}_n(\alpha, \theta)$ in Algorithm 1, the bias term $\rho(V_K^*, V_K)$ is equal to 0, which lays the foundation for the proof of Theorem 4.

Lemma 3. *Assume in Algorithm 1, the ℓ -th machine has n i. i. d. samples $\{X_i^{(\ell)}\}_{i=1}^n$ which satisfy the condition of Lemma 1. If $\{X_i^{(\ell)}\}_{i=1}^n$ is symmetric innovation, then Σ^* and Σ share the same eigenvectors. Moreover, if $\|\Sigma^* - V_K V_K^T\|_2 < 1/2$, we have $\rho(V_K^*, V_K) = 0$.*

After finishing Lemma 3, we study the statistical error of the bias term $\rho(V_K^*, V_K)$ under the asymmetric case in which the random samples may have malicious outliers in each machine.

Lemma 4. *Assume n i. i. d. random samples $\{X_i^{(\ell)}\}_{i=1}^n$ on the ℓ -th machine satisfying the condition of Lemma 1. Then there are constants C, C_1 and C_2 such that*

$$\rho(V_K^*, V_K) \leq C \|\Sigma^* - V_K V_K^T\|_F \leq C_1 \left(\frac{\bar{d}_\alpha v}{\Delta} \right)^2 \frac{\sqrt{K}}{n^{\frac{2\alpha-2}{\alpha}}} + C_2 \frac{\bar{d}_\alpha}{\Delta} \frac{\sqrt{K} v}{n^{\frac{\alpha-1}{\alpha}}},$$

where $\Delta = \lambda_K(\Sigma) - \lambda_{K+1}(\Sigma) > 0$.

We now combine the above results to derive the statistical error rate of \tilde{V}_K .

Theorem 4. *In Algorithm 1, suppose N i. i. d. random samples satisfying the condition of Lemma 1 are homogeneously distributed on m machines. There exist constants $\{C_i\}_{i=1}^5$ such that*

1. *Symmetric innovation case:*

$$\left\| \rho \left(\tilde{V}_K, V_K \right) \right\|_{\psi_1} \leq C_3 \bar{d}_\alpha \frac{v}{\Delta} \sqrt{\frac{K}{mn^{\frac{2\alpha-2}{\alpha}}}},$$

as long as $n^{\frac{2\alpha-2}{\alpha}} \geq C_1 \bar{d}_\alpha \frac{v}{\Delta} \sqrt{K} n^{\frac{\alpha-1}{\alpha}} + C_2 \left(\frac{\bar{d}_\alpha v}{\Delta} \right)^2 \sqrt{K}$.

2. *Asymmetric case with malicious outliers:*

$$\left\| \rho \left(\tilde{V}_K, V_K \right) \right\|_{\psi_1} \leq C_3 \bar{d}_\alpha \frac{v}{\Delta} \sqrt{\frac{K}{mn^{\frac{2\alpha-2}{\alpha}}}} + C_4 \bar{d}_\alpha \frac{v}{\Delta} \sqrt{\frac{K}{n^{\frac{2\alpha-2}{\alpha}}}} + C_5 \left(\frac{\bar{d}_\alpha v}{\Delta} \right)^2 \frac{\sqrt{K}}{n^{\frac{2\alpha-2}{\alpha}}}.$$

Remark 1. *When $\alpha = 2$ (i.e. the fourth moment exists and the samples have polynomial tails) as well as the samples are symmetric innovation, our statistical error rates with respect to n and m of the upper bound are the same as sub-Gaussian tails of Fan et al. (2019)[14]. It is interesting that when $1 < \alpha < 2$, there is a phase transition in our upper bound which shows that the error rate with respect to n tends to 0 as $\alpha \rightarrow 1$. This phenomenon is consistent with our intuitive understanding because when the order of the population's moment becomes smaller, the estimation rate of any estimators for the population's estimands will be slower. The reason why the error rate with respect to the number of servers remains unchanged is that m only influences the number of the aggregated estimators and it is not involved in the property of the population.*

Remark 2. *For the asymmetric case with malicious outliers, there is no restriction on the subsample size n theoretically, but in the real-world applications, n should be sufficiently large, obviously. Besides, the upper bound embodies an extra item $\bar{d}_\alpha \frac{v}{\Delta} \sqrt{\frac{K}{n^{\frac{2\alpha-2}{\alpha}}}}$ compared with Fan et al. (2019)[14], when $\alpha = 2$. The extra item drives down the upper bound such that the robust algorithm can not achieve the optimal statistical performance. Since the asymmetric heavy-tailed distributions can model outliers in the data, the upper bound is related to outlier-robust estimation in Byzantine¹ distributed settings (Yin et al. (2018)[32],*

¹Byzantine failure means that some servers may containing malicious outliers can broadcast any useless information to the central server. It can bring a negatively effect on the statistical performance of distributed algorithms.

Feng et al. (2014)[17]). Yin et al. (2018)[32] proved that denoting the proportion of Byzantine servers by $\gamma \in [0, 1]$, no Byzantine-robust distributed algorithm can attain an error bound lower than $O\left(\frac{\gamma}{\sqrt{n}} + \frac{1}{\sqrt{nm}}\right)$ or $O\left(\frac{\gamma}{\sqrt{n}} + \frac{1}{\sqrt{nm}} + \frac{1}{n}\right)$ for strongly convex problems. In our robust distributed PCA algorithm, m servers may both contain malicious outliers (i.e. $\gamma = 1$) which implies that the upper bound is tight in Byzantine distributed setting.

5 Numerical experiment

In this section, we follow the simulation framework of Fan et al. (2019)[14] to validate the same statistical error rate of \tilde{V}_K as that of Gaussian tails when samples are symmetric innovation and have only polynomial tails and sub-exponential tails. Besides, we compare the statistical performance of \tilde{V}_K produced by Algorithm 1 and the distributed PCA algorithm proposed by Fan et al. (2019)[14] under $2 + \epsilon$ moment assumption. The main results are that the robust distributed estimator performs better than that of Fan's estimator. More importantly, we further study the robustness and practicability of Algorithm 1 with bounded $2 + \epsilon$ moments in Section 5.2, and demonstrate the phase transition of the estimation rate of Theorem 4.

5.1 Leading eigenvectors of spiked covariance matrix

We consider two heavy-tailed distributions with bounded fourth moments to validate our results:

1. Polynomial tail case: We assume that $\{X_i\}_{i=1}^N$ i. i. d. follow $T_d(5, 0_{d \times 1}, \Sigma)$, where $\Sigma = \text{diag}(\lambda, \lambda/2, \lambda/4, 1, \dots, 1)$. The population covariance matrix is $5/3 \text{diag}(\lambda, \lambda/2, \lambda/4, 1, \dots, 1)$.

2. Exponential tail case: We construct a exponential tail distribution: Let Y_1, Y_2 and Y_3 follow exponential distribution $\text{Exp}(\frac{1}{\sqrt{\lambda}})$, $\text{Exp}(\frac{1}{\sqrt{\lambda/2}})$ and $\text{Exp}(\frac{1}{\sqrt{\lambda/4}})$ respectively, and for $j \in \{4, 5, \dots, d\}$, Y_j follow $\text{Exp}(1)$. Let Z_j be a Rademacher random variable $P(Z_j = 1) = P(Z_j = -1) = \frac{1}{2}$ and $X_{(j)} := Y_j Z_j$ for $j \in [d]$. Denote $X = (X_{(1)}, \dots, X_{(d)})^T$. We consider that $\{X_i\}_{i=1}^N$ i. i. d. follow the above distribution. The population covariance matrix is $\text{diag}(\lambda, \lambda/2, \lambda/4, 1, \dots, 1)$.

We use the robust algorithm to calculate \tilde{V}_K and assume the following holds:

$$\sup_{\|z\|_2 \leq 1} \frac{\sqrt{\mathbb{E}(X^T z)^4}}{\mathbb{E}(X^T z)^2} \leq R < \infty,$$

where $z \in \mathbb{R}^d$. Then Lemma 2.3 in Minsker and Wei (2018)[25] shows that $r(\Sigma) \|\Sigma\|_2^2 \leq \sigma^2 \leq R^2 r(\Sigma) \|\Sigma\|_2^2$. Hence, by Theorem 1, we can easily get that when $\theta = O\left(\frac{1}{\sqrt{r(\Sigma)\|\Sigma\|_2\sqrt{n}}}\right)$,

$$\left\| \hat{\Sigma}_n(2, \theta) - \Sigma \right\|_{\psi_1} \lesssim \bar{d} \frac{\sigma}{\sqrt{n}} \lesssim \bar{d} R \frac{\sqrt{r(\Sigma) \|\Sigma\|_2}}{\sqrt{n}} = \bar{d} R \lambda_1 \sqrt{\frac{r}{n}},$$

where $\bar{d} := \frac{\text{tr}(\mathbb{E}(\|X\|_2^2 X X^T))}{\|\mathbb{E}(\|X\|_2^2 X X^T)\|_2}$. When $\lambda = O(d)$,

$$\left\| \rho(\tilde{V}_K, V_K) \right\|_{\psi_1} = O\left(\frac{\bar{d} R \|\Sigma\|_2}{\lambda_K - \lambda_{K+1}} \sqrt{\frac{K r(\Sigma)}{N}}\right) = O\left(\bar{d} \sqrt{\frac{d}{mn\delta}}\right) \quad (1)$$

where $\delta := \lambda_K - \lambda_{K+1}$. On the one hand, as Fan, Wang and Zhu (2017)[16] mentioned, R can vary with the increase of the dimension d or other parameters. We hide R in \bar{d} and do not regard it as a single independent variable. On the other hand, the following simulation results show that the effective dimension \bar{d} in (1) has little effect on the statistical error rate. Since the optimal choice of the tuning parameter θ is not $O\left(\frac{1}{\sigma\sqrt{n}}\right)$ for recovering the covariance matrix, the superior statistical performance of the robust distributed estimator will not be remarkable. But, in order to confirm the result of Theorem 1, we keep $\theta = O\left(\frac{1}{\sigma\sqrt{n}}\right)$ and the constant is controlled by cross-validation.

The main purpose of our simulation study is to verify that the order of the subsample size n can be changed while the order of the number of servers m can be not with the order of the population's moment declining, rather than exhibiting that the excellent statistical performance compared with the centralized PCA, when handling high dimensional and massive heavy-tailed data sets. We reduce the dimension of the sample to $d \in \{25, 50, 100, 200, 400\}$, and we believe that the robust algorithm can still perform better than that of Fan et al. (2019)[14] and the centralized PCA in big data.

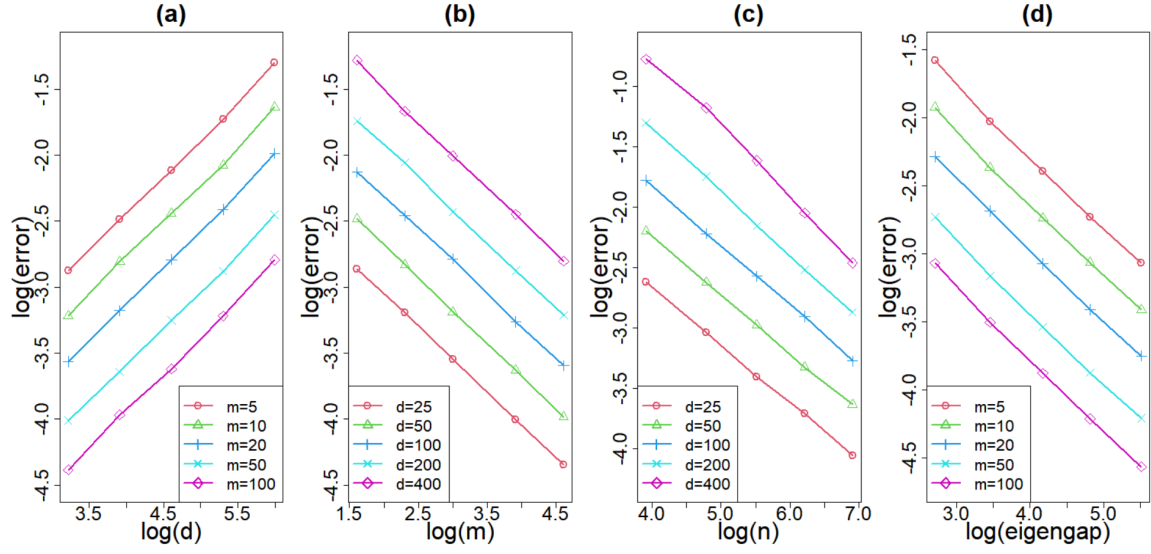


Figure 1: *Polynomial tail case: The statistical error rate with respect to: (a) the dimension d when $\lambda = 50$ and $n = 1000$; (b) the number of servers m when $\lambda = 50$ and $n = 1000$; (c) the subsample size n when $\lambda = 50$ and $m = 50$; (d) the eigengap δ when $d = 200$ and $n = 1000$.*

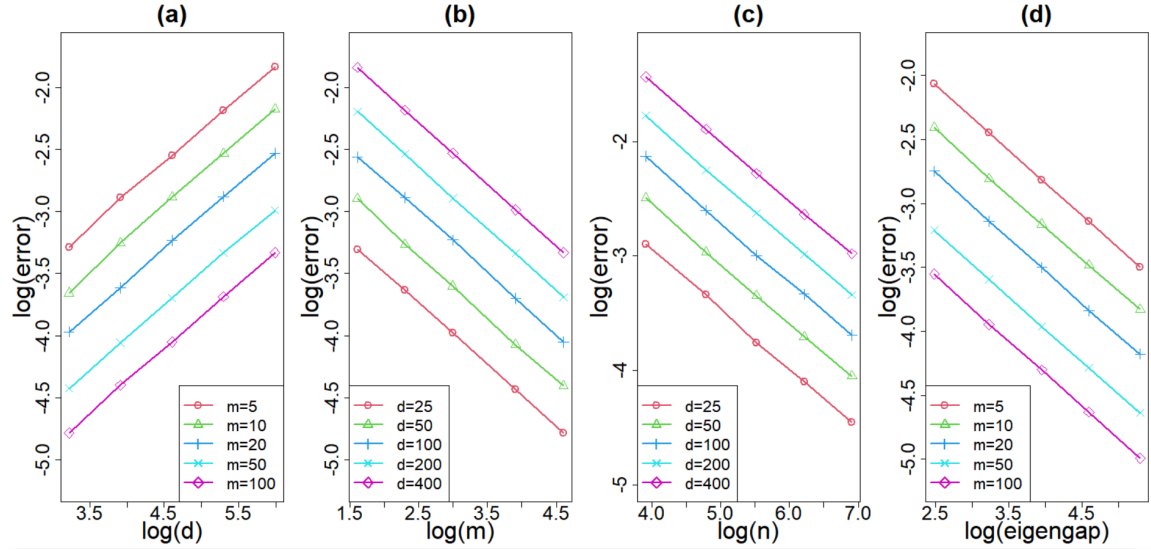


Figure 2: *Exponential tail case: The statistical error rate with respect to: (a) the dimension d when $\lambda = 50$ and $n = 1000$; (b) the number of servers m when $\lambda = 50$ and $n = 1000$; (c) the subsample size n when $\lambda = 50$ and $m = 50$; (d) the eigengap δ when $d = 200$ and $n = 1000$.*

Figure 1 and 2 respectively show four plots that depict how the logarithmic error changes as d, m, n and δ increases. Each data point on the plots is based on 50 independent Monte Carlo simulations. The above two plots imply the marginal relationship between $\rho(\tilde{V}_K, V_K)$ and the four parameters d, m, n and δ .

To further study their joint relationship, we fit the regression model proposed by Fan et al. (2019)[14] based on all the data points $(d, m, n, \delta, \rho(\tilde{V}_K, V_K))$ from four plots in Figure 1 and 2 respectively. The fitting results are that for polynomial tail case, $\hat{\beta}_1 = 0.5790, \hat{\beta}_2 = -0.4987, \hat{\beta}_3 = -0.5085$ and $\hat{\beta}_4 = -0.5420$ with the multiple $R^2 = 0.9975$, and for exponential tail case, $\hat{\beta}_1 = 0.5242, \hat{\beta}_2 = -0.4997, \hat{\beta}_3 = -0.5172$ and $\hat{\beta}_4 = -0.5079$ with the multiple $R^2 = 0.9998$. These estimates are all consistent with (1) and show that $\rho(\tilde{V}_K, V_K)$ is proportional to $m^{-\frac{1}{2}}$ and $n^{-\frac{1}{2}}$, respectively. Note that $\hat{\beta}_1$ of two cases both are bigger than 0.5. This authenticates our conjecture that $\bar{d} = O(\sqrt{\log d})$ is much smaller than \sqrt{d} and the convergence rate is the same as that of Fan, Wang and Zhu (2017)[16].

Figures 3 presents that when samples follow multivariate t distribution with 5 degrees of freedom and m is not too large, the number of servers does not influence the statistical error when N is fixed, which is consistent with (1). Each point on the plots is based on 50 independent Monte Carlo simulations. When the dimension d is 50, 100 and 200, the statistical error is substantially unchanged. While $\log(m) \geq 5$, the statistical error unexpectedly declines. Besides, when the dimension d increase to 400 and the number of servers m is large, we notice that the statistical error first ascends to a certain value, and then descends to a smaller value than the initial value. This phenomenon is contrary to our intuition.

Figures 4 shows that when samples have exponential tails and m is large, the statistical error slightly rises with the fixed N , which is similar to that of Gaussian tails in Fan et al. (2019)[14].

5.2 Comparison under $2 + \epsilon$ moment assumptions

We denote the robust distributed PCA in this paper by RDP and the distributed PCA proposed by Fan et al. (2019)[14] by DP, respectively. In order to investigate robustness against the lower order moments of samples and show the superiority of our method, we

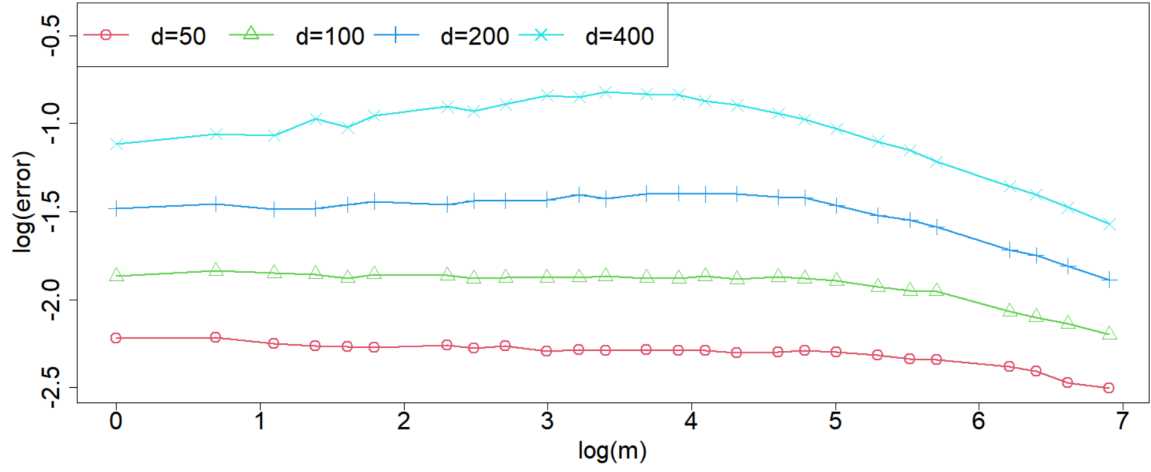


Figure 3: *Polynomial tail case: The statistical error rate with respect to the number of servers m , when the total sample size $N = 3000$ and $\lambda = 50$.*

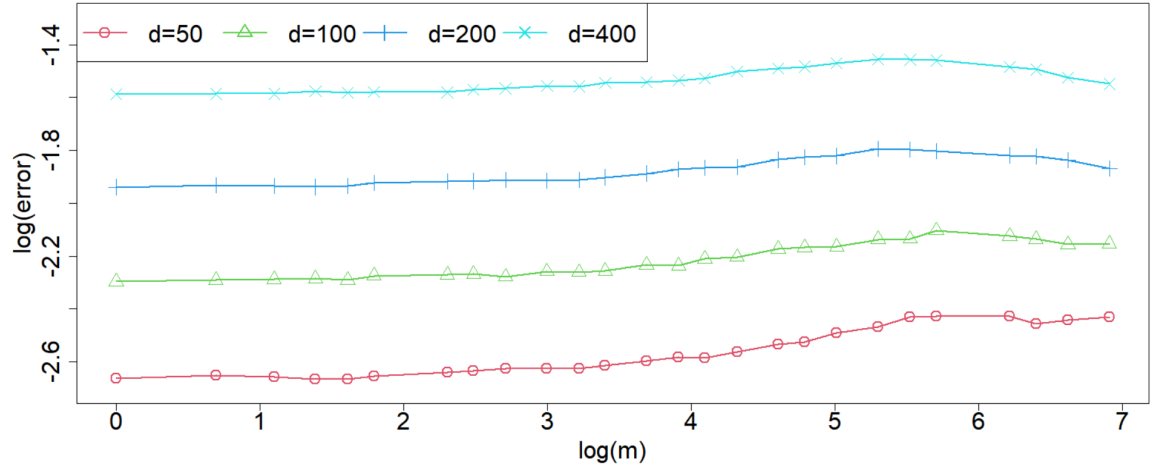


Figure 4: *Exponential tail case: The statistical error rate with respect to the number of servers m , when the total sample size $N = 3000$ and $\lambda = 50$.*

offer some numerical results for two scenarios described below to compare the statistical performance of RDP on the use of the truncated covariance estimator with that of DP. For each of these two scenarios, we employ multivariate t distributions with different degrees of freedom $\nu \in \{2.1, 2.7, 3.3, 4\}$ and calculate $\rho(\tilde{V}_K, V_K)$ based on 50 independent Monte Carlo simulations.

Note that if we choose $\tau = \sqrt[\alpha]{\|\mathbb{E}|XX^T|^\alpha\|_2} \sqrt[\alpha]{n}$ as the tuning parameter, the difference of the numerical performance between RDP and DP becomes insignificant, since it is not the optimal choice of the robustification parameter τ . To adequately implement the truncated covariance estimator under $2 + \epsilon$ moment assumptions, we choose

$$\tau = \left\| \mathbb{E}|XX^T|^\alpha \right\|_2^{1/\alpha} \left(\frac{n}{\log(2d) + \log(n)} \right)^{1/\alpha}$$

which is the same as the parameter selection of Theorem 2. A natural estimator of $\mathbb{E}|XX^T|^\alpha$ is the empirical moment $\frac{1}{n} \sum_{i=1}^n |X_i X_i^T|^\alpha$ which often overestimates the true value. Therefore, we regard the empirical truncated moment $\frac{1}{n} \sum_{i=1}^n \psi_\tau(X_i X_i^T)^\alpha$ as the adaptive estimator which tunes the parameter to estimate $\mathbb{E}|XX^T|^\alpha$. τ is selected by solving the following equation:

$$\left\| \frac{1}{\tau^\alpha} \sum_{i=1}^n \left(\|X_i\|_2^2 \wedge \tau \right)^\alpha \frac{X_i X_i^T}{\|X_i\|_2^2} \right\|_2 = \log(2d) + \log(n).$$

In Table 1, we generate $n \in \{200, 400, 800, 1200, 1600\}$ independent subsamples for obtaining the logarithmic error when $m = 20, \lambda = 50$ and $d = 50, 100, 150, 200$. Table 1 shows that when the dimension d is large enough and degree of free ν declines near to 2, the regression coefficient $\hat{\beta}_n$ is gradually close to 0 on the use of RDP and DP and thereby the estimation error descends at a much slower rate. In Table 2, we increase the number of servers m from 5 to 100 to compare the two methods when $n = 400, d = 200, \lambda = 25, 50, 100, 200$. When ν and λ decrease, the regression coefficient $\hat{\beta}_m$ is always close to -5 by using RDP method. This phenomenon is in agreement with Theorem 4 for symmetric innovation distribution. However, for DP method, when λ and ν become small, the estimation task turns to be not viable.

(α, ν)	n	$d = 50$		$d = 100$		$d = 150$		$d = 200$	
		RDP	DP	RDP	DP	RDP	DP	RDP	DP
(1.9, 4)	200	-2.4891	-2.1747	-2.1661	-1.7776	-1.9923	-1.4846	-1.8814	-1.2608
	400	-2.7647	-2.4681	-2.4527	-2.0390	-2.2839	-1.7890	-2.1539	-1.5970
	800	-3.0561	-2.7799	-2.7267	-2.3610	-2.5477	-2.1024	-2.4246	-1.9038
	1200	-3.2350	-2.9470	-2.8692	-2.5477	-2.7171	-2.2470	-2.5855	-2.0978
	1600	-3.3313	-3.0568	-3.0125	-2.6525	-2.8286	-2.4034	-2.6958	-2.2004
$\hat{\beta}_n$		-0.4105	-0.4281	-0.4005	-0.4294	-0.4007	-0.4364	-0.3920	-0.4548
(1.6, 3.3)	200	-2.4029	-1.9973	-2.1158	-1.5402	-1.9496	-1.2431	-1.8422	-1.0324
	400	-2.6556	-2.1978	-2.3555	-1.8184	-2.1963	-1.5214	-2.0850	-1.2778
	800	-2.9006	-2.4774	-2.5956	-2.0377	-2.4433	-1.7880	-2.3252	-1.5704
	1200	-3.0666	-2.5701	-2.7442	-2.1567	-2.5961	-1.9205	-2.4725	-1.7278
	1600	-3.1680	-2.7063	-2.8504	-2.2637	-2.6799	-2.0085	-2.5700	-1.8484
$\hat{\beta}_n$		-0.3684	-0.3397	-0.3525	-0.3411	-0.3547	-0.3702	-0.3505	-0.3950
(1.3, 2.7)	200	-2.2995	-1.7663	-2.0264	-1.2781	-1.8855	-0.9978	-1.7996	-0.7784
	400	-2.5056	-1.9598	-2.2333	-1.4928	-2.0832	-1.1822	-1.9936	-0.9560
	800	-2.7146	-2.1070	-2.4293	-1.6802	-2.2833	-1.4117	-2.1850	-1.1762
	1200	-2.8101	-2.2183	-2.5539	-1.7868	-2.3925	-1.5205	-2.3014	-1.2664
	1600	-2.8988	-2.2629	-2.6301	-1.8685	-2.4822	-1.6035	-2.3828	-1.3745
$\hat{\beta}_n$		-0.2870	-0.2397	-0.2909	-0.2814	-0.2856	-0.2952	-0.2802	-0.2850
(1.01, 2.1)	200	-2.1277	-1.4557	-1.8936	-0.9991	-1.7730	-0.6940	-1.7050	-0.5074
	400	-2.2574	-1.5725	-2.0325	-1.1240	-1.9115	-0.8299	-1.8398	-0.5842
	800	-2.3805	-1.6654	-2.1522	-1.2299	-2.0364	-0.9164	-1.9572	-0.7023
	1200	-2.4391	-1.7056	-2.2107	-1.2797	-2.0968	-0.9999	-2.0236	-0.7030
	1600	-2.4887	-1.7700	-2.2648	-1.2838	-2.1407	-1.0034	-2.0715	-0.7758
$\hat{\beta}_n$		-0.1729	-0.1447	-0.1761	-0.1420	-0.1768	-0.1525	-0.1752	-0.1248

Table 1: Comparison between RDP and DP with respect to the subsample size n under multivariate t distribution with different degrees of freedom ν when $m = 20, \lambda = 50$. $\hat{\beta}_n$ represents the regression coefficient between the logarithmic error and $\log(n)$.

(α, ν)	m	$\lambda = 25$		$\lambda = 50$		$\lambda = 100$		$\lambda = 200$	
		RDP	DP	RDP	DP	RDP	DP	RDP	DP
(1.9, 4)	5	-1.1197	-0.1884	-1.4600	-0.8245	-1.7868	-1.4139	-2.1184	-1.7576
	10	-1.4511	-0.5510	-1.8025	-1.2315	-2.1344	-1.7186	-2.4591	-2.1637
	25	-1.9127	-0.9576	-2.2554	-1.7068	-2.5855	-2.1908	-2.9216	-2.5963
	50	-2.2508	-1.3336	-2.6067	-2.0500	-2.9428	-2.5531	-3.2620	-2.9471
	100	-2.6023	-1.6597	-2.9534	-2.4017	-3.2808	-2.8978	-3.6149	-3.2866
$\hat{\beta}_m$		-0.4954	-0.4896	-0.4987	-0.5228	-0.4994	-0.5003	-0.4994	-0.5051
(1.6, 3.3)	5	-1.0557	0.0903	-1.3966	-0.6189	-1.7054	-1.0981	-2.0140	-1.5518
	10	-1.3977	-0.2152	-1.7396	-0.9501	-2.0485	-1.4618	-2.3604	-1.9178
	25	-1.8656	-0.6658	-2.1988	-1.4154	-2.5122	-1.9672	-2.8263	-2.3387
	50	-2.2091	-0.9680	-2.5509	-1.7614	-2.8552	-2.2990	-3.1644	-2.7142
	100	-2.5511	-1.3017	-2.8953	-2.1078	-3.1972	-2.6384	-3.5143	-3.0594
$\hat{\beta}_m$		-0.5004	-0.4656	-0.5011	-0.4986	-0.4988	-0.5161	-0.5006	-0.5009
(1.3, 2.7)	5	-1.0030	0.2643	-1.3031	-0.2908	-1.5907	-0.8247	-1.8621	-1.2911
	10	-1.3415	0.0326	-1.6361	-0.6157	-1.9329	-1.1813	-2.2125	-1.6081
	25	-1.7938	-0.3431	-2.1087	-1.0509	-2.3877	-1.6724	-2.6743	-2.0788
	50	-2.1368	-0.6895	-2.4529	-1.4299	-2.7355	-2.0049	-3.0254	-2.4239
	100	-2.4898	-1.0108	-2.8064	-1.7749	-3.0883	-2.3445	-3.3647	-2.7671
$\hat{\beta}_m$		-0.4958	-0.4299	-0.5031	-0.4973	-0.4996	-0.5087	-0.5024	-0.4959
(1.01, 2.1)	5	-0.8988	0.4106	-1.1496	0.0700	-1.3945	-0.4125	-1.6520	-0.9082
	10	-1.2424	0.1897	-1.4969	-0.2799	-1.7338	-0.8007	-1.9901	-1.2709
	25	-1.6924	-0.1719	-1.9550	-0.7080	-2.1953	-1.2319	-2.4556	-1.6974
	50	-2.0384	-0.4545	-2.2944	-1.0451	-2.5466	-1.5999	-2.7976	-2.0557
	100	-2.3880	-0.7926	-2.6382	-1.3961	-2.8822	-1.9504	-3.1411	-2.3888
$\hat{\beta}_m$		-0.4964	-0.4008	-0.4967	-0.4861	-0.4985	-0.5094	-0.4982	-0.4926

Table 2: Comparison between RDP and DP with respect to the number of servers m under multivariate t distribution with different degrees of freedom ν when $n = 400, d = 200$. Numbers in bold denote the high estimation error which is greater than 0. $\hat{\beta}_m$ represents the regression coefficient between the logarithmic error and $\log(m)$.

From Table 1-2, we conclude that RDP provides the following evidence-based advantages and progress:

1. When the all parameters (the subsamples size n , the dimension d , the number of servers m , λ and degree of free ν) are fixed, the statistical performance of RDP is superior to that of DP;
2. Our approach is more useful when d increases or λ gets small;
3. When $\alpha \rightarrow 1$, the statistical error rate with respect to n tends to 0, while the statistical error rate with respect to m remains unchanged. For recovering the covariance matrix without distributed setting, the similar phase transition phenomenon will be found.

6 Discussion

In this paper, we carry out the theoretical results established by Fan et al. (2019)[14] from sub-Gaussian assumptions to assumptions that $2 + \epsilon$ moment of the sample is bounded, and expand the application range such that our robust distributed PCA algorithm can deal with Byzantine distributed problems. For the asymmetric heavy-tailed distributions with malicious outliers, our algorithm achieves the optimal $O\left(\frac{1}{\sqrt{n}} + \frac{1}{\sqrt{nm}} + \frac{1}{n}\right)$ error rate under Byzantine distributed settings. Besides, we discover a phase transition phenomenon for multivariate covariance matrix and univariate covariance estimation. However, the tightness of the upper bound $n^{\frac{\alpha-1}{\alpha}}$ is unclear, which is an interesting problem to study in the future.

A Appendix

A.1 Proof of Lemma 1

Proof. Instead of $\max(e^x - 1, 0)$ in the proof of Theorem 3.2 in Minsker (2018)[24], we define $\phi(x) := e^x - x - 1$. For $t \geq 0$,

$$\begin{aligned} \mathbb{P}\left(\lambda_{\max}\left(n\widehat{\Sigma}_n(\alpha, \theta) - n\Sigma\right) \geq nt\right) &= \mathbb{P}\left(\phi\left(\lambda_{\max}\left(n\theta\widehat{\Sigma}_n(\alpha, \theta) - n\theta\Sigma\right) \geq \phi(nt)\right)\right) \\ &\leq \frac{1}{\phi(nt)} \mathbb{E} \operatorname{tr}\left[\phi\left(n\theta\widehat{\Sigma}_n(\alpha, \theta) - n\theta\Sigma\right)\right]. \end{aligned}$$

By following the idea and proof of Lemma 3.1 in Minsker (2018)[24]. we can easily obtain

$$\mathbb{E} \operatorname{tr} \left[\phi \left(n\theta \widehat{\Sigma}_n(\alpha, \theta) - n\theta \Sigma \right) \right] \leq \operatorname{tr} \left[\phi \left(\sum_{i=1}^n c_\alpha \theta^\alpha \mathbb{E} |X_i X_i^T|^\alpha \right) \right].$$

Because $\frac{e^x - x - 1}{x} = \sum_{i=1}^{\infty} \frac{x^i}{(i+1)!}$,

$$\operatorname{tr} \left[\phi \left(c_\alpha n \theta^\alpha \mathbb{E} |X_i X_i^T|^\alpha \right) \right] \leq \bar{d}_\alpha \left(\exp \left(c_\alpha n \theta^\alpha \left\| \mathbb{E} |X_i X_i^T|^\alpha \right\|_2 \right) - c_\alpha n \theta^\alpha \left\| \mathbb{E} |X_i X_i^T|^\alpha \right\|_2 - 1 \right).$$

By $\frac{e^x}{e^x - x - 1} \leq 1 + \frac{2}{x} + \frac{2}{x^2}$ for $x > 0$, it yields

$$\begin{aligned} & \left(\exp \left(c_\alpha n \theta^\alpha \left\| \mathbb{E} |X_i X_i^T|^\alpha \right\|_2 \right) - c_\alpha n \theta^\alpha \left\| \mathbb{E} |X_i X_i^T|^\alpha \right\|_2 - 1 \right) / \phi(n\theta t) \\ & \leq \exp \left(c_\alpha n \theta^\alpha \left\| \mathbb{E} |X_i X_i^T|^\alpha \right\|_2 - \theta n t \right) \frac{e^{n\theta t}}{e^{n\theta t} - n\theta t - 1} \\ & \leq \exp \left(c_\alpha n \theta^\alpha \left\| \mathbb{E} |X_i X_i^T|^\alpha \right\|_2 - n\theta t \right) \left(1 + \frac{2}{n\theta t} + \frac{2}{(n\theta t)^2} \right). \end{aligned}$$

Therefore,

$$\mathbb{P} \left(\lambda_{\max} \left(\widehat{\Sigma}_n(\alpha, \theta) - \Sigma \right) \geq t \right) \leq \bar{d}_\alpha \exp(-\theta n t + c_\alpha \theta^\alpha v^\alpha) \left(1 + \frac{2}{\theta n t} + \frac{2}{(\theta n t)^2} \right).$$

By the same way, we have

$$\mathbb{P} \left(\lambda_{\min} \left(\widehat{\Sigma}_n(\alpha, \theta) - \Sigma \right) \leq -t \right) \leq \bar{d}_\alpha \exp(-\theta n t + c_\alpha \theta^\alpha v^\alpha) \left(1 + \frac{2}{\theta n t} + \frac{2}{(\theta n t)^2} \right).$$

□

A.2 Proof of Lemma 2

Proof. For $s \geq 0$, using $\phi(x) = e^x - x - 1$, we have

$$\begin{aligned} & \mathbb{P} \left(\lambda_{\max} \left(n\widehat{\Sigma}_n(\alpha, \tau) - n\Sigma \right) \geq s \right) = \mathbb{P} \left(\lambda_{\max} \left(n\widehat{\Sigma}_n(\alpha, \tau)/\tau - n\Sigma/\tau \right) \geq \frac{s}{\tau} \right) \\ & = \mathbb{P} \left(\phi \left(\lambda_{\max} \left(n\widehat{\Sigma}_n(\alpha, \tau)/\tau - n\Sigma/\tau \right) \geq \phi\left(\frac{s}{\tau}\right) \right) \right) \leq \mathbb{E} \operatorname{tr} \phi \left(n\widehat{\Sigma}_n(\alpha, \tau)/\tau - n\Sigma/\tau \right) / \phi(s/\tau). \end{aligned}$$

Because $\psi_\tau(x) = \tau\psi_1(x/\tau)$ and the following inequality holds

$$-\log(1 - x + |x|^\alpha) \leq \psi_1(x) \leq \log(1 + x + |x|^\alpha) \quad \text{for all } x \in \mathbb{R}, \alpha \in (1, 2],$$

it yields

$$\begin{aligned} & -\log \left(I - \tau^{-1} X_i X_i^T + \tau^{-\alpha} |X_i X_i^T|^\alpha \right) \leq \psi_1 \left(\tau^{-1} X_i X_i^T \right) \\ & \leq \log \left(I + \tau^{-1} X_i X_i^T + \tau^{-\alpha} |X_i X_i^T|^\alpha \right). \end{aligned} \tag{2}$$

By the conditional Jensen inequality and $\log(1+x) \leq x$, we have

$$\begin{aligned}
& \mathbb{E} \operatorname{tr} \left[\phi \left(n \widehat{\Sigma}_n(\alpha, \tau) / \tau - n \Sigma / \tau \right) \right] \\
&= \mathbb{E}_{X_1, \dots, X_{n-1}} \left[\mathbb{E} \left[\operatorname{tr} \left(\phi \left(\sum_{i=1}^{n-1} \psi_\tau \left(X_i X_i^T \right) / \tau - n \Sigma / \tau + \psi_\tau \left(X_n X_n^T \right) / \tau \right) \mid X_1, \dots, X_{n-1} \right) \right] \right] \\
&\leq \mathbb{E}_{\{X_i\}_{i=1}^{n-1}} \left[\mathbb{E} \left[\operatorname{tr} \left(\phi \left(\sum_{i=1}^{n-1} \psi_\tau \left(\frac{X_i X_i^T}{\tau} \right) - \frac{n}{\tau} \Sigma + \log \left(I + \frac{X_n X_n^T}{\tau} + \left| \frac{X_n X_n^T}{\tau} \right|^\alpha \right) \right) \mid \{X_i\}_{i=1}^{n-1} \right) \right] \right] \\
&\leq \mathbb{E} \operatorname{tr} \left[\phi \left(\sum_{i=1}^{n-1} \psi_\tau \left(X_i X_i^T \right) / \tau - n \Sigma / \tau + \log \left(I + \tau^{-1} \mathbb{E} X_n X_n^T + \tau^{-\alpha} \mathbb{E} |X_n X_n^T|^\alpha \right) \right) \right] \\
&\leq \mathbb{E} \operatorname{tr} \left[\phi \left(\sum_{i=1}^{n-2} \psi_\tau \left(X_i X_i^T \right) / \tau - n \Sigma / \tau + 2 \log \left(I + \tau^{-1} \mathbb{E} X_n X_n^T + \tau^{-\alpha} \mathbb{E} |X_n X_n^T|^\alpha \right) \right) \right] \\
&\dots \\
&\leq \operatorname{tr} \left[\phi \left(\sum_{i=1}^n \log \left(I + \tau^{-1} \mathbb{E} X_i X_i^T + \tau^{-\alpha} \mathbb{E} |X_i X_i^T|^\alpha \right) - n \Sigma / \tau \right) \right] \\
&\leq \operatorname{tr} \left[\phi \left(\sum_{i=1}^n \tau^{-\alpha} \mathbb{E} |X_i X_i^T|^\alpha \right) \right].
\end{aligned}$$

Therefore, we obtain that

$$\mathbb{E} \operatorname{tr} \left[\phi \left(\frac{n}{\tau} \widehat{\Sigma}_n^\tau(\alpha, \tau) - \frac{n}{\tau} \Sigma \right) \right] \leq \operatorname{tr} \left[\phi \left(\sum_{i=1}^n \tau^{-\alpha} \mathbb{E} |X_i X_i^T|^\alpha \right) \right].$$

The remain proof is similar to the proof of Lemma 1. Therefore, we can get that for $t = \frac{s}{n}$,

$$\mathbb{P} \left(\lambda_{\max} \left(\widehat{\Sigma}_n(\alpha, \tau) - \Sigma \right) \geq t \right) \leq \bar{d}_\alpha \exp \left(-nt/\tau + n\tau^{-\alpha} \sigma^\alpha \right) \left(1 + \frac{2\tau}{nt} + \frac{2\tau^2}{(nt)^2} \right).$$

Also, it is easy to prove that

$$\mathbb{P} \left(\lambda_{\min} \left(\widehat{\Sigma}_n(\alpha, \tau) - \Sigma \right) \leq -t \right) \leq \bar{d}_\alpha \exp \left(-nt/\tau + n\tau^{-\alpha} \sigma^\alpha \right) \left(1 + \frac{2\tau}{nt} + \frac{2\tau^2}{(nt)^2} \right).$$

□

A.3 Proof of Theorem 1

Proof. By Lemma 2, we can get that for $\tau = O(\sigma \cdot \sqrt[n]{n})$,

$$\mathbb{P} \left(\left\| \widehat{\Sigma}_n(\alpha, \tau) - \Sigma \right\|_2 \geq t \right) \leq C_1 \bar{d}_\alpha \left(1 + \frac{2\sigma}{tn^{\frac{\alpha-1}{\alpha}}} + \frac{2\sigma^2}{t^2 \cdot n^{\frac{2\alpha-2}{\alpha}}} \right) \exp \left(-\frac{tn^{\frac{\alpha-1}{\alpha}}}{\sigma} \right).$$

By the equivalent definition of sub-exponential random variable and ψ_1 -norm,

$$\begin{aligned}
\mathbb{E} \left\| \widehat{\Sigma}_n(\alpha, \tau) - \Sigma \right\|_2^k &= \int_0^\infty \mathbb{P} \left(\left\| \widehat{\Sigma}_n(\alpha, \tau) - \Sigma \right\|_2^k > s \right) ds \\
&= \int_0^\infty \mathbb{P} \left(\left\| \widehat{\Sigma}_n(\alpha, \tau) - \Sigma \right\|_2 > s^{1/k} \right) ds
\end{aligned}$$

$$\begin{aligned}
&\leq \int_0^\infty C_1 \bar{d}_\alpha \left(1 + \frac{2\sigma}{s^{1/k} n^{\frac{\alpha-1}{\alpha}}} + \frac{2\sigma^2}{s^{2/k} \cdot n^{\frac{2\alpha-2}{\alpha}}} \right) \exp \left(-\frac{s^{1/k} n^{\frac{\alpha-1}{\alpha}}}{\sigma} \right) ds \\
&\stackrel{u=\frac{s^{1/k} n^{\frac{\alpha-1}{\alpha}}}{\sigma}}{=} C_1 \bar{d}_\alpha \left(\frac{\sigma}{n^{\frac{\alpha-1}{\alpha}}} \right)^k k \int_0^\infty e^{-u} (u^{k-1} + 2u^{k-2} + 2u^{k-3}) du \\
&= C_1 \bar{d}_\alpha \left(\frac{\sigma}{n^{\frac{\alpha-1}{\alpha}}} \right)^k k (\Gamma(k) + 2\Gamma(k-1) + 2\Gamma(k-2)).
\end{aligned}$$

Because $\Gamma(k) \leq k^k$ and for any $k \geq 1$, $k^{1/k} \leq e^{1/e} \leq 2$, note that

$$\left(C_1 \bar{d}_\alpha \left(\frac{\sigma}{n^{\frac{\alpha-1}{\alpha}}} \right)^k k (\Gamma(k) + 2\Gamma(k-1) + 2\Gamma(k-2)) \right)^{1/k} \leq C (\bar{d}_\alpha)^{1/k} \frac{\sigma}{n^{\frac{\alpha-1}{\alpha}}} k \leq C \bar{d}_\alpha \frac{\sigma}{n^{\frac{\alpha-1}{\alpha}}} k.$$

Hence,

$$\left\| \left\| \hat{\Sigma}_n(\alpha, \tau) - \Sigma \right\|_2 \right\|_{\psi_1} = \sup_{k \geq 1} \frac{\left(\mathbb{E} \left\| \hat{\Sigma}_n(\alpha, \tau) - \Sigma \right\|_2^k \right)^{1/k}}{k} \leq C \bar{d}_\alpha \frac{\sigma}{n^{\frac{\alpha-1}{\alpha}}}.$$

□

A.4 Proof of Theorem 2

Proof. For $\forall k, s \in [d]$ and $t > 0$, by $\sigma_{k,s} := \Sigma_{(k,s)}$, we have

$$\begin{aligned}
\mathbb{P}(\hat{\sigma}_{k,s} - \sigma_{k,s} \geq t) &= \mathbb{P}\left(\frac{n}{\tau_{k,s}} \hat{\sigma}_{k,s} \geq \frac{n}{\tau_{k,s}} \sigma_{k,s} + \frac{nt}{\tau_{k,s}}\right) \leq e^{-\frac{n}{\tau_{k,s}}(t + \sigma_{k,s})} \mathbb{E}[\exp(n \hat{\sigma}_{k,s} / \tau_{k,s})] \\
&= e^{-\frac{n}{\tau_{k,s}}(t + \sigma_{k,s})} \mathbb{E}\left[\exp\left(\sum_{i=1}^n \psi_{\tau_{k,s}}\left(X_{i(k)} X_{i(s)}\right) / \tau_{k,s}\right)\right] \\
&= e^{-\frac{n}{\tau_{k,s}}(t + \sigma_{k,s})} \mathbb{E}\left[\exp\left(\sum_{i=1}^n \psi_1\left(X_{i(k)} X_{i(s)} / \tau_{k,s}\right)\right)\right] \\
&\leq e^{-\frac{n}{\tau_{k,s}}(t + \sigma_{k,s})} \mathbb{E}\left[\prod_{i=1}^n \left(1 + X_{i(k)} X_{i(s)} / \tau_{k,s} + \left|X_{i(k)} X_{i(s)} / \tau_{k,s}\right|^\alpha\right)\right] \\
&= e^{-\frac{n}{\tau_{k,s}}(t + \sigma_{k,s})} \prod_{i=1}^n \left(1 + \sigma_{k,s} / \tau_{k,s} + \mathbb{E}\left|X_{i(k)} X_{i(s)} / \tau_{k,s}\right|^\alpha\right) \\
&\leq e^{-\frac{n}{\tau_{k,s}}(t + \sigma_{k,s})} \prod_{i=1}^n \exp\left(\sigma_{k,s} / \tau_{k,s} + \mathbb{E}\left|X_{i(k)} X_{i(s)} / \tau_{k,s}\right|^\alpha\right) \\
&= \exp\left(n \mathbb{E}\left|X_{i(k)} X_{i(s)}\right|^\alpha / \tau_{k,s}^\alpha - nt / \tau_{k,s}\right).
\end{aligned}$$

Let $\tau_{k,s} = \left(\frac{2\mathbb{E}\left|X_{i(k)} X_{i(s)}\right|^\alpha}{t}\right)^{\frac{1}{\alpha-1}}$, it yields

$$\mathbb{P}(\hat{\sigma}_{k,s} - \sigma_{k,s} \geq t) \leq \exp\left(-n \left(\mathbb{E}\left|X_{i(k)} X_{i(s)}\right|^\alpha\right)^{\frac{-1}{\alpha-1}} \left(\frac{t}{2}\right)^{\frac{\alpha}{\alpha-1}}\right).$$

When $t = 2 \left(\mathbb{E}\left|X_{i(k)} X_{i(s)}\right|^\alpha\right)^{\frac{1}{\alpha}} \left(\frac{2 \log d - \log \delta}{n}\right)^{\frac{\alpha-1}{\alpha}}$, we have

$$\mathbb{P}\left(\hat{\sigma}_{k,s} - \sigma_{k,s} \geq 2 \sqrt[\alpha]{\mathbb{E}\left|X_{i(k)} X_{i(s)}\right|^\alpha} \left(\frac{2 \log d - \log \delta}{n}\right)^{\frac{\alpha-1}{\alpha}}\right) \leq \frac{\delta}{d^2}.$$

Therefore,

$$\mathbb{P} \left(|\hat{\sigma}_{k,s} - \sigma_{k,s}| \geq 2 \sqrt[n]{\mathbb{E} |X_{i(k)} X_{i(s)}|^\alpha} \left(\frac{2 \log d - \log \delta}{n} \right)^{\frac{\alpha-1}{\alpha}} \right) \leq \frac{2\delta}{d^2}.$$

By the union bound, it yields

$$\mathbb{P} \left(\left\| \hat{\Sigma} - \Sigma \right\|_{\max} \geq 2M \left(\frac{2 \log d - \log \delta}{n} \right)^{\frac{\alpha-1}{\alpha}} \right) \leq (1 + d^{-1})\delta.$$

□

A.5 Proof of Theorem 3

Proof. We have the following inequality:

$$\begin{aligned} & \mathbb{E} \exp \left(\tau_{k,s}^{-1} \sum_{i=1}^n \psi_{\tau_{k,s}} \left(X_{i(k)} X_{i(s)} - \theta \right) \right) \\ &= \Pi_{i=1}^n \mathbb{E} \exp \left(\tau_{k,s}^{-1} \psi_{\tau_{k,s}} \left(X_{i(k)} X_{i(s)} - \theta \right) \right) \\ &= \Pi_{i=1}^n \mathbb{E} \exp \left(\psi_1 \left(X_{i(k)} X_{i(s)} / \tau_{k,s} - \theta / \tau_{k,s} \right) \right) \\ &\leq \Pi_{i=1}^n \left(1 + \mathbb{E} \left(X_{i(k)} X_{i(s)} - \theta \right) / \tau_{k,s} + \mathbb{E} |X_{i(k)} X_{i(s)} - \theta|^\alpha / \tau_{k,s}^\alpha \right) \\ &\leq \exp \left(n \mathbb{E} \left(X_{i(k)} X_{i(s)} - \theta \right) / \tau_{k,s} + n \mathbb{E} |X_{i(k)} X_{i(s)} - \theta|^\alpha / \tau_{k,s}^\alpha \right) \\ &= \exp \left(n \mathbb{E} \left(X_{i(k)} X_{i(s)} - \theta \right) / \tau_{k,s} + n \mathbb{E} |X_{i(k)} X_{i(s)} - \sigma_{k,s} + \sigma_{k,s} - \theta|^\alpha / \tau_{k,s}^\alpha \right). \end{aligned}$$

Using C_r inequality, we can obtain

$$\begin{aligned} & \mathbb{E} \left| X_{i(k)} X_{i(s)} - \sigma_{k,s} + \sigma_{k,s} - \theta \right|^\alpha \\ &\leq 2^{\alpha-1} \left(\mathbb{E} \left| X_{i(k)} X_{i(s)} - \sigma_{k,s} \right|^\alpha + |\sigma_{k,s} - \theta|^\alpha \right). \end{aligned}$$

Therefore,

$$\begin{aligned} & \mathbb{E} \exp \left(\tau_{k,s}^{-1} \sum_{i=1}^n \psi_{\tau_{k,s}} \left(X_{i(k)} X_{i(s)} - \theta \right) \right) \\ &\leq \exp \left(\frac{n}{\tau_{k,s}} \mathbb{E} \left(X_{i(k)} X_{i(s)} - \theta \right) + \frac{n 2^{\alpha-1}}{\tau_{k,s}^\alpha} \left(\mathbb{E} \left| X_{i(k)} X_{i(s)} - \sigma_{k,s} \right|^\alpha + |\sigma_{k,s} - \theta|^\alpha \right) \right). \end{aligned}$$

Following the ideas of constructing Catoni (2012)[4]'s M -estimator and Chen et al (2020)[7]'s generalize M -estimator, let

$$\begin{aligned} B_+(\theta) &:= \sigma_{k,s} - \theta + \left(\frac{2}{\tau_{k,s}} \right)^{\alpha-1} \left(\mathbb{E} \left| X_{i(k)} X_{i(s)} - \sigma_{k,s} \right|^\alpha + |\sigma_{k,s} - \theta|^\alpha \right) + \frac{\tau_{k,s} \log \delta^{-1}}{n}, \\ B_-(\theta) &:= \sigma_{k,s} - \theta - \left(\frac{2}{\tau_{k,s}} \right)^{\alpha-1} \left(\mathbb{E} \left| X_{i(k)} X_{i(s)} - \sigma_{k,s} \right|^\alpha + |\sigma_{k,s} - \theta|^\alpha \right) - \frac{\tau_{k,s} \log \delta^{-1}}{n}. \end{aligned}$$

Then

$$\mathbb{P} \left(\frac{1}{n} \sum_{i=1}^n \psi_{\tau_{k,s}} \left(X_{i(k)} X_{i(s)} - \theta \right) > B_+(\theta) \right) \leq e^{-\frac{n B_+(\theta)}{\tau_{k,s}}} \mathbb{E} \exp \left(\sum_{i=1}^n \frac{\psi_{\tau_{k,s}} \left(X_{i(k)} X_{i(s)} - \theta \right)}{\tau_{k,s}} \right) \leq \delta,$$

$$\mathbb{P} \left(\frac{1}{n} \sum_{i=1}^n \psi_{\tau_{k,s}} \left(X_{i(k)} X_{i(s)} - \theta \right) > B_-(\theta) \right) \leq e^{-\frac{n B_-(\theta)}{\tau_{k,s}}} \mathbb{E} \exp \left(\sum_{i=1}^n \frac{\psi_{\tau_{k,s}} \left(X_{i(k)} X_{i(s)} - \theta \right)}{\tau_{k,s}} \right) \leq \delta.$$

Because $\sum_{i=1}^n \psi_{\tau_{k,s}} \left(X_{i(k)} X_{i(s)} - \hat{\sigma}_{k,s}^{\mathcal{M}} \right) = 0$, $\hat{\sigma}_{k,s}^{\mathcal{M}}$ is located between the largest root of $B_-(\theta)$ and the smallest root of $B_+(\theta)$. We denote them by $\theta_{k,s}^-$ and $\theta_{k,s}^+$ respectively. Hence, the following inequality holds:

$$\mathbb{P} \left(\theta_{k,s}^- \leq \hat{\sigma}_{k,s}^{\mathcal{M}} \leq \theta_{k,s}^+ \right) \geq 1 - 2\delta. \quad (3)$$

And now, in order to obtain the conditions for the existence of $\theta_{k,s}^+$ and $\theta_{k,s}^-$, we need that the unique minimum value of the non-quadratic equations $B_+(\theta)$ is less than or equal to 0 and the unique maximum value of $B_-(\theta)$ is greater than or equal to 0. It is easily verify that $\theta = \frac{\tau_{k,s}}{2\alpha^{\frac{1}{\alpha-1}}} + \sigma_{k,s}$ and $\theta = -\frac{\tau_{k,s}}{2\alpha^{\frac{1}{\alpha-1}}} + \sigma_{k,s}$ are the solutions of $B'_+(\theta) = 0$ and $B'_-(\theta) = 0$. Thus, we require

$$B_+ \left(\frac{\tau_{k,s}}{2\alpha^{\frac{1}{\alpha-1}}} + \sigma_{k,s} \right) \leq 0 \text{ and } B_- \left(-\frac{\tau_{k,s}}{2\alpha^{\frac{1}{\alpha-1}}} + \sigma_{k,s} \right) \geq 0.$$

Namely, $-\frac{\tau_{k,s}}{2\alpha^{\frac{1}{\alpha-1}}} + \left(\frac{2}{\tau_{k,s}} \right)^{\alpha-1} \mathbb{E} \left| X_{i(k)} X_{i(s)} - \sigma_{k,s} \right|^\alpha + \frac{\tau_{k,s}}{2} \alpha^{\frac{-\alpha}{\alpha-1}} + \frac{\tau_{k,s} \log \delta^{-1}}{n} \leq 0$.

Moreover, to shrink the gap between $\theta_{k,s}^+$ and $\theta_{k,s}^-$, we reinforce the above condition as

$$\left(\frac{2}{\tau_{k,s}} \right)^{\alpha-1} \left(\mathbb{E} \left| X_{i(k)} X_{i(s)} - \sigma_{k,s} \right|^\alpha + 1 \right) + \frac{\tau_{k,s} \log \delta^{-1}}{n} \leq 1 \quad (4)$$

such that $\theta_{k,s}^+ \leq \sigma_{k,s} + 1$ and $\theta_{k,s}^- \geq \sigma_{k,s} - 1$.

Under the condition (4), we have $\theta_{k,s}^+ - \sigma_{k,s} \geq (\theta_{k,s}^+ - \sigma_{k,s})^\alpha$. It follows that

$$\sigma_{k,s} - \theta_{k,s}^+ + \left(\frac{2}{\tau_{k,s}} \right)^{\alpha-1} \left(\mathbb{E} \left| X_{i(k)} X_{i(s)} - \sigma_{k,s} \right|^\alpha + \theta_{k,s}^+ - \sigma_{k,s} \right) + \frac{\tau_{k,s} \log \delta^{-1}}{n} \geq B_+ \left(\theta_{k,s}^+ \right) = 0$$

By (4), $1 - \left(\frac{2}{\tau_{k,s}} \right)^{\alpha-1} > 0$. Hence,

$$\sigma_{k,s} - \theta_{k,s}^+ \geq \frac{\left(\frac{2}{\tau_{k,s}} \right)^{\alpha-1} \mathbb{E} \left| X_{i(k)} X_{i(s)} - \sigma_{k,s} \right|^\alpha + \frac{\tau_{k,s} \log \delta^{-1}}{n}}{1 - \left(\frac{2}{\tau_{k,s}} \right)^{\alpha-1}}.$$

Taking $\tau_{k,s} = \left(\frac{n2^{\alpha-1}\mathbb{E}|X_{i(k)}X_{i(s)} - \sigma_{k,s}|^\alpha}{\log \delta^{-1}} \right)^{\frac{1}{\alpha}}$, it yields

$$\sigma_{k,s} - \theta_{k,s}^+ \geq -2 \left(\sqrt[\alpha]{\mathbb{E}|X_{i(k)}X_{i(s)} - \sigma_{k,s}|^\alpha} \left(\frac{2 \log \delta^{-1}}{n} \right)^{\frac{\alpha}{\alpha-1}} \right) / \left(1 - \left(\frac{2}{\tau_{k,s}} \right)^{\alpha-1} \right).$$

By the same way, we have

$$\sigma_{k,s} - \theta_{k,s}^- \leq 2 \left(\sqrt[\alpha]{\mathbb{E}|X_{i(k)}X_{i(s)} - \sigma_{k,s}|^\alpha} \left(\frac{2 \log \delta^{-1}}{n} \right)^{\frac{\alpha}{\alpha-1}} \right) / \left(1 - \left(\frac{2}{\tau_{k,s}} \right)^{\alpha-1} \right).$$

Combining with (3), we get

$$\mathbb{P} \left(|\hat{\sigma}_{k,s}^{\mathcal{M}} - \sigma_{k,s}| \leq \frac{2 \sqrt[\alpha]{\mathbb{E}|X_{i(k)}X_{i(s)} - \sigma_{k,s}|^\alpha} \left(\frac{2 \log \delta^{-1}}{n} \right)^{\frac{\alpha}{\alpha-1}}}{1 - \left(\frac{2}{\tau_{k,s}} \right)^{\alpha-1}} \right) \geq 1 - 2\delta.$$

By the union bound, we obtain the result we want

$$\mathbb{P} \left(\left\| \hat{\Sigma}^{\mathcal{M}} - \Sigma \right\|_{\max} \leq 2M_1 \frac{\left(\frac{2 \log \delta^{-1}}{n} \right)^{\frac{\alpha}{\alpha-1}}}{1 - \left(\frac{2}{\tau_{k,s}} \right)^{\alpha-1}} \right) \geq 1 - (d + d^2)\delta.$$

□

A.6 Proof of Lemma 3

Proof. Define $D_j := I - 2e_j e_j^T$, for $\forall j \in [d]$. Suppose that $\hat{\lambda} \in \mathbb{R}$ and $\hat{v} \in \mathbb{S}^{d-1}$ are an eigenvalue and the correspondent eigenvector of

$$\hat{\Sigma}_n(\alpha, \theta) = \frac{1}{n\theta} \sum_{i=1}^n \psi_\alpha \left(\theta \|X_i^{(\ell)}\|_2^2 \right) \frac{X_i^{(\ell)} X_i^{(\ell)T}}{\|X_i^{(\ell)}\|_2^2}$$

such that $\hat{\Sigma}_n(\alpha, \theta) \hat{v} = \hat{\lambda} \hat{v}$. Let $\Sigma = V \Lambda V^T$ be the eigendecomposition of Σ . For ease of notation, we remove the superscript ℓ , and define $Z_i = \Lambda^{-\frac{1}{2}} V^T X_i$ and $\hat{S} = \frac{1}{n\theta} \sum_{i=1}^n \psi_\alpha \left(\theta \|X_i\|_2^2 \right) \frac{Z_i Z_i^T}{\|X_i\|_2^2}$. It yields $\hat{\Sigma}_n(\alpha, \theta) = V \Lambda^{\frac{1}{2}} \hat{S} \Lambda^{\frac{1}{2}} V^T$. We denote the matrix $\check{\Sigma} := V \Lambda^{\frac{1}{2}} D_j \hat{S} D_j \Lambda^{\frac{1}{2}} V^T$. Because $\{X_i\}_{i=1}^n$ is symmetric innovation, we have $Z_i \stackrel{d}{=} D_j Z_i := Z_i^*$, and

$$\begin{aligned} \check{\Sigma} &= V \Lambda^{\frac{1}{2}} \left(\frac{1}{n\theta} \sum_{i=1}^n \psi_\alpha \left(\theta \|X_i\|_2^2 \right) \frac{Z_i^* Z_i^{*T}}{\|X_i\|_2^2} \right) \Lambda^{\frac{1}{2}} V^T \\ &= \frac{1}{n\theta} \sum_{i=1}^n \psi_\alpha \left(\theta \|V \Lambda^{\frac{1}{2}} Z_i\|_2^2 \right) \frac{V \Lambda^{\frac{1}{2}} Z_i^* Z_i^{*T} \Lambda^{\frac{1}{2}} V^T}{\|V \Lambda^{\frac{1}{2}} Z_i\|_2^2}. \end{aligned}$$

Note that

$$\begin{aligned}\left\|V\Lambda^{\frac{1}{2}}Z_i\right\|_2^2 &= Z_i^T\Lambda^{\frac{1}{2}}V^TV\Lambda^{\frac{1}{2}}Z_i = Z_i^T\Lambda Z_i = Z_i^TD_j\Lambda D_jZ_i \\ &= Z_i^{*T}\Lambda Z_i^* = Z_i^{*T}\Lambda^{\frac{1}{2}}V^TV\Lambda^{\frac{1}{2}}Z_i^* = \left\|V\Lambda^{\frac{1}{2}}Z_i^*\right\|_2^2.\end{aligned}$$

Hence

$$\begin{aligned}\check{\Sigma} &= \frac{1}{n\theta} \sum_{i=1}^n \psi_\alpha\left(\theta \left\|V\Lambda^{\frac{1}{2}}Z_i^*\right\|_2^2\right) \frac{V\Lambda^{\frac{1}{2}}Z_i^*Z_i^{*T}\Lambda^{\frac{1}{2}}V^T}{\left\|V\Lambda^{\frac{1}{2}}Z_i^*\right\|_2^2}, \\ \hat{\Sigma}_n(\alpha, \theta) &= \frac{1}{n\theta} \sum_{i=1}^n \psi_\alpha\left(\theta \|X_i\|_2^2\right) \frac{X_iX_i^T}{\|X_i\|_2^2} \\ &= \frac{1}{n\theta} \sum_{i=1}^n \psi_\alpha\left(\theta \left\|V\Lambda^{\frac{1}{2}}Z_i\right\|_2^2\right) \frac{V\Lambda^{\frac{1}{2}}Z_iZ_i^T\Lambda^{\frac{1}{2}}V^T}{\left\|V\Lambda^{\frac{1}{2}}Z_i\right\|_2^2}.\end{aligned}$$

Therefore, we get that $\hat{\Sigma}_n(\alpha, \theta)$ and $\check{\Sigma}$ are identically distributed. The rest of the proof is the same as that of Theorem 2 in Fan et al. (2019)[14]. \square

A.7 Proof of Lemma 4

Proof. Define $\Omega = \hat{\Sigma}_n^{(1)}(\alpha, \theta) - \Sigma$, $\Gamma = V_K V_K^T$, $\hat{\Gamma} = \hat{V}_K^{(1)} \hat{V}_K^{(1)T}$, $\Theta = f(\Omega V_K) V_K^T + V_K f(\Omega V_K)^T$ where f is a linear function defined in Lemma 2 of Fan et al. (2019)[14], $\Phi = \hat{\Gamma} - \Gamma - \Theta$ and $\omega = \|\Omega\|_2/\Delta$. Because $\hat{\Sigma}_n^{(1)}(\alpha, \theta)$ is a biased estimator, we have $\mathbb{E}(\Omega) \neq 0_{d \times d}$ and

$$\begin{aligned}\hat{\Gamma} - \Gamma &= \Phi 1_{\{\omega \leq 1/10\}} + (\Phi + \Theta) 1_{\{\omega > 1/10\}} + \Theta 1_{\{\omega \leq 1/10\}} \\ &= \Phi 1_{\{\omega \leq 1/10\}} + (\hat{\Gamma} - \Gamma) 1_{\{\omega > 1/10\}} + \Theta 1_{\{\omega \leq 1/10\}}.\end{aligned}$$

Hence, we have

$$\|\mathbb{E}\hat{\Gamma} - \Gamma\|_F \leq \mathbb{E}\left(\|\Phi\|_F 1_{\{\omega \leq 1/10\}}\right) + \mathbb{E}\left(\|\hat{\Gamma} - \Gamma\|_F 1_{\{\omega > 1/10\}}\right) + \mathbb{E}\left(\|\Theta\|_F 1_{\{\omega \leq 1/10\}}\right). \quad (5)$$

By Lemma 2 of Fan et al. (2019)[14], it yields

$$\mathbb{E}\left(\|\Phi\|_F 1_{\{\omega \leq 1/10\}}\right) \leq \mathbb{E}\left(24\sqrt{K}\omega^2 1_{\{\omega \leq 1/10\}}\right) \lesssim \sqrt{K}\mathbb{E}\omega^2. \quad (6)$$

By the Davis-Kahan theorem [33], we have $\|\hat{\Gamma} - \Gamma\|_F \lesssim \sqrt{K}\omega$. Because $\|f(\cdot)\|_F \leq \Delta^{-1}\|\cdot\|_F$, we obtain $\|\Theta\|_F \lesssim \|f(\Omega V_K)\|_F \leq \sqrt{K}\|\Omega\|_2/\Delta = \sqrt{K}\omega$. Therefore,

$$\mathbb{E}\left(\|\hat{\Gamma} - \Gamma\|_F 1_{\{\omega > 1/10\}}\right) + \mathbb{E}\left(\|\Theta\|_F 1_{\{\omega \leq 1/10\}}\right) \lesssim \sqrt{K}\mathbb{E}(\omega). \quad (7)$$

Finally, combining (5), (6), (7) and Theorem 1, it can be shown that

$$\begin{aligned} \|\mathbb{E}\hat{\Gamma} - \Gamma\|_F &\lesssim \sqrt{K}\mathbb{E}\omega^2 + \sqrt{K}\mathbb{E}(\omega) = \sqrt{K}\Delta^{-2}\mathbb{E}\|\Omega\|_2^2 + \sqrt{K}\Delta^{-1}\mathbb{E}\|\Omega\|_2 \\ &\lesssim \sqrt{K}\Delta^{-2}\|\Omega\|_2^2_{\psi_1} + \sqrt{K}\Delta^{-1}\|\Omega\|_2_{\psi_1} \\ &\leq C_1 \left(\frac{\bar{d}_\alpha v}{\Delta}\right)^2 \frac{\sqrt{K}}{n^{\frac{2\alpha-2}{\alpha}}} + C_2 \frac{\bar{d}_\alpha}{\Delta} \frac{\sqrt{K}v}{n^{\frac{\alpha-1}{\alpha}}}. \end{aligned}$$

□

A.8 Proof of Theorem 4

Proof. By the Davis-Kahan theorem,

$$\begin{aligned} \left\|\rho\left(\tilde{V}_K, V_K\right)\right\|_{\psi_1} &\leq \frac{\sqrt{K}}{\lambda_{K+1}(V_K V_K^T) - \lambda_K(V_K V_K^T)} \left\|\tilde{\Sigma} - V_K V_K^T\right\|_F \Big\|_{\psi_1} \\ &\lesssim \left\|\tilde{\Sigma} - \Sigma^*\right\|_F \Big\|_{\psi_1} + \left\|\Sigma^* - V_K V_K^T\right\|_F. \end{aligned} \quad (8)$$

By the robust covariance version of Lemma 1 and Theorem 2 in Fan et al. (2019)[14], the first term in (8) can be written as

$$\begin{aligned} \left\|\tilde{\Sigma} - \Sigma^*\right\|_F \Big\|_{\psi_1} &= \left\|\left\|\frac{1}{m} \sum_{\ell=1}^m \left(\hat{V}_K^{(\ell)} \hat{V}_K^{(\ell)T} - \Sigma^*\right)\right\|_F\right\|_{\psi_1} \\ &\lesssim \frac{1}{m} \sqrt{\sum_{\ell=1}^m \left\|\hat{V}_K^{(\ell)} \hat{V}_K^{(\ell)T} - \Sigma^*\right\|_F^2} \Big\|_{\psi_1} \\ &\lesssim \frac{1}{m} \sqrt{\sum_{\ell=1}^m \left(\bar{d}_\alpha \frac{\sqrt{K}}{\Delta} \frac{v}{n^{\frac{\alpha-1}{\alpha}}}\right)^2} \leq C_3 \bar{d}_\alpha \frac{v}{\Delta} \sqrt{\frac{K}{mn^{\frac{2\alpha-2}{\alpha}}}}. \end{aligned} \quad (9)$$

By Lemma 4, we have

$$\left\|\Sigma^* - V_K V_K^T\right\|_F \lesssim \bar{d}_\alpha \frac{\sqrt{K}}{\Delta} \frac{v}{n^{\frac{\alpha-1}{\alpha}}} + \left(\frac{\bar{d}_\alpha v}{\Delta}\right)^2 \frac{\sqrt{K}}{n^{\frac{2\alpha-2}{\alpha}}}. \quad (10)$$

Hence, combining (8), (9), (10), the asymmetric case with malicious outliers holds.

For the symmetric innovation case, if C_1 and C_2 are sufficiently large such that $n^{\frac{2\alpha-2}{\alpha}} \geq C_1 \bar{d}_\alpha \frac{v}{\Delta} \sqrt{K} n^{\frac{\alpha-1}{\alpha}} + C_2 \left(\frac{\bar{d}_\alpha v}{\Delta}\right)^2 \sqrt{K}$, then (10) implies that $\|\Sigma^* - V_K V_K^T\|_2 \leq 1/4 < 1/2$. Therefore, by (9) and Lemma 3, we have $\left\|\rho\left(\tilde{V}_K, V_K^*\right)\right\|_{\psi_1} \lesssim \bar{d}_\alpha \frac{v}{\Delta} \sqrt{\frac{K}{mn^{\frac{2\alpha-2}{\alpha}}}}$ and $\rho(V_K, V_K^*) = 0$ respectively. Hence,

$$\left\|\rho\left(\tilde{V}_K, V_K^*\right)\right\|_{\psi_1} \leq C_3 \bar{d}_\alpha \frac{v}{\Delta} \sqrt{\frac{K}{mn^{\frac{2\alpha-2}{\alpha}}}}$$

for some constant C_3 . □

References

- [1] Anderson, T. W. (1963). Asymptotic theory for principal component analysis. *Annals of Mathematical Statistics*, **34**(1):122–148. MR0145620
- [2] Bickel, P. J. and Levina, E. (2008). Covariance regularization by thresholding. *Annals of Statistics*, **36**:2577–2604. MR2485008
- [3] Bubeck, S., Cesa-Bianchi, N. and Lugosi, G. (2013). Bandits with heavy tail. *IEEE Transactions on Information Theory*, **59**(11):7711–7717.
- [4] Catoni, O. (2012). Challenging the empirical mean and empirical variance: A deviation study. *Annales de l’Institut Henri Poincaré, Probabilités et Statistiques*, **48**(4):1148–1185. MR3052407
- [5] Catoni, O. (2016). PAC-Bayesian bounds for the Gram matrix and least squares regression with a random design. Preprint. Available at arXiv:1603.05229.
- [6] Chen, T.-L., Chang, D. D., Huang, S.-Y., Chen, H., Lin, C. and Wang, W. (2016). Integrating multiple random sketches for singular value decomposition. Preprint. Available at arXiv:1608.08285.
- [7] Chen, P., Jin, X., Li, X. and Xu, L. (2020). A generalized Catoni’s M -estimator under finite α -th moment assumption with $\alpha \in (1, 2)$. Preprint. Available at arXiv:2010.05008.
- [8] Davis, A. W. (1977). Asymptotic theory for principal component analysis: Non-normal case1. *Australian Journal of Statistics*, **19**(3):206–212. MR0501590

- [9] Devroye, L., Lerasle, M., Lugosi, G. and Oliveira, R. I. (2016). Sub-Gaussian mean estimators. *Annals of Statistics*, **44**(6):2695–2725. MR3576558
- [10] El Karoui, N. and d’Aspremont, A. (2010). Second order accurate distributed eigenvector computation for extremely large matrices. *Electronic Journal of Statistics*, **4**:1345–1385. MR2738536
- [11] Fan, J., Fan, Y. and Lv, J. (2008). High dimensional covariance matrix estimation using a factor model. *Journal of Econometrics*, **147**:186–197. MR2472991
- [12] Fan, J., Guo, Y. and Wang, K. (2019). Communication-efficient accurate statistical estimation. Preprint. Available at arXiv:1906.04870.
- [13] Fan, J., Liu, H. and Wang, W. (2018). Large covariance estimation through elliptical factor models. *Annals of statistics*, **46**(4):1383.
- [14] Fan, J., Wang, D., Wang, K. and Zhu, Z. (2019). Distributed estimation of principal eigenspaces. *Annals of Statistics*, **47**(6):3009–3031. MR4025733
- [15] Fan, J., Wang, W. and Zhong, Y. (2019). Robust covariance estimation for approximate factor models. *Journal of econometrics*, **208**(1):5–22.
- [16] Fan, J., Wang, W. and Zhu, Z. (2017). A shrinkage principle for heavy-tailed data: High-dimensional robust low-rank matrix recovery. *Annals of Statistics*, to appear. Preprint. Available at arXiv:1603.08315.
- [17] Feng, J., Xu, H. and Mannor, S. (2014). Distributed robust learning. Preprint. Available at arXiv:1409.5937.
- [18] Jordan, M. I., Lee, J. D. and Yang, Y. (2018). Communication-efficient distributed statistical inference. *Journal of the American Statistical Association*, **114**(526):668–681.
- [19] Huber, P. J. (1964). Robust estimation of a location parameter. *Annals of Mathematical Statistics*, **35**:73–101.
- [20] Ke, Y., Minsker, S., Ren, Z., Sun, Q. and Zhou, W.-X. (2019). User-friendly covariance estimation for heavy-tailed distributions. *Statistical Science*, **34**(3):454–471. MR4017523

- [21] Lee, J. D., Liu, Q., Sun, Y. and Taylor, J. E. (2017). Communication-efficient sparse regression. *Journal of Machine Learning Research*, **18**:1–30. MR3625709
- [22] Lugosi, G. and Mendelson, S. (2019). Mean estimation and regression under heavy-tailed distributions: A survey. *Foundations of Computational Mathematics*, **19**(5):1145–1190
- [23] Mendelson, S. and Zhivotovskiy, N. (2018). Robust covariance estimation under $L_4 - L_2$ norm equivalence. *Annals of Statistics*, **48**(3):1648–1664. MR4124338
- [24] Minsker, S. (2018). Sub-gaussian estimators of the mean of a random matrix with heavy-tailed entries. *Annals of Statistics*, **46**(6A):2871–2903. MR3851758
- [25] Minsker, S. and Wei, X. (2017). Estimation of the covariance structure of heavy-tailed distributions. In *Advances in Neural Information Processing Systems*, 2855–2864. Preprint. Available at arXiv:1708.00502.
- [26] Minsker, S. and Wei, X. (2018). Robust modifications of U-statistics and applications to covariance estimation problems. *Bernoulli*, **26**(1):694–727. MR4036049
- [27] Pearson, K. (1901). On lines and planes of closest fit to systems of points in space. *The London, Edinburgh, and Dublin Philosophical Magazine and Journal of Science*, **2**(11):559–572.
- [28] Schizas, I. D. and Aduroja, A. (2015). A distributed framework for dimensionality reduction and denoising. *IEEE Transactions on Signal Processing*, **63**(23):6379–6394. MR3421046
- [29] Sun, Q., Zhou, W. X. and Fan, J. (2020). Adaptive huber regression. *Journal of the American Statistical Association*, **115**(529):254–265.
- [30] Tian, L. and Gu, Q. (2016). Communication-efficient distributed sparse linear discriminant analysis. Preprint. Available at arXiv:1610.04798.
- [31] Wang, W. and Fan, J. (2017). Asymptotics of empirical eigenstructure for high dimensional spiked covariance. *Annals of Statistics*, **45**(3):1342–1374. MR3662457

- [32] Yin, D., Chen, Y., Ramchandran, K. and Bartlett, P. (2018). Byzantine-robust distributed learning: Towards optimal statistical rates. Preprint. Available at arXiv:1803.01498.
- [33] Yu, Y., Wang, T. and Samworth, R. J. (2014). A useful variant of the Davis-Kahan theorem for statisticians. *Biometrika*, **102**(2):315–323. MR3371006