

Solving Shisen-Sho boards

Michiel de Bondt

October 20, 2020

Abstract

We give a simple proof of that determining solvability of Shisen-Sho boards is NP-complete. Furthermore, we show that under realistic assumptions, one can compute in logarithmic time if two tiles form a playable pair.

We combine an implementation of the algorithm to test playability of pairs with my earlier algorithm to solve Mahjong Solitaire boards with peeking, to obtain an algorithm to solve Shisen-Sho boards. We sample several Shisen-Sho and Mahjong Solitaire layouts for solvability for Shisen-Sho and Mahjong Solitaire.

1 Introduction

Shisen-Sho and Mahjong Solitaire are games in which the object is to remove tiles in a certain way. The tiles come in groups of four equals. The game is prepared by stacking the tiles randomly in a certain layout, which may be three-dimensional in the case of Mahjong Solitaire. The object is to remove the tiles in pairs of equal tiles.

For Shisen-Sho and Mahjong Solitaire, the conditions under which a pair of equal tiles may be removed are different. For Shisen-Sho, a pair of equal tiles may be removed if they are either adjacent, or they can be connected by at most 3 horizontal and vertical free lines. Here, a line is free if it does not cross or edge a tile. For Mahjong Solitaire, a pair of equal tiles may be removed if they are both free. A tile is free if there are no adjacent tiles above it, and neither on either the left or the right side.

Mahjong Solitaire is usually played with the 144 tiles of the Mahjong game, where both the 4 season tiles and the 4 flower tiles are seen as a group of 4 equal tiles. Various layout shapes are used. Shisen-Sho is usually played with a rectangular layout.

A pair of tiles which can be removed is called a playable pair. One way to play the game is by randomly removing playable pairs, hoping that one will not get stuck. But if one gets stuck, one still does not know if all tiles could have been removed. To determine if all tiles could be removed or not, an exhaustive search is needed in general. An efficient way to do this for Mahjong Solitaire can be found in my paper [1].

For Shisen-Sho, we essentially use the same algorithm, but with the test for playable pairs replaced. There is however one point of attention. In the algorithm of [1], there are scans used for pruning, in which the third and fourth tile of several groups may be removed individually as soon as they are free. For Mahjong Solitaire, this comes down to that any tile of such a group may be removed, as soon as it forms a playable pair with another tile of the group: a tile that may or may not have been removed already. But for Shisen-Sho, the latter is more restrictive, whence it leads to better pruning. So we use the last interpretation when we make a Shisen-Sho version of the algorithm.

But first, we prove that Shisen-Sho is NP-complete. More precisely, we prove that determining if all tiles can be removed in a Shisen-Sho board with a rectangular layout is NP-complete. Next, we show that determining if two equal tiles form a playable pair can be determined in logarithmic time, under the assumption that we have bitwise operations on registers with at least as many bits as the layout dimensions.

After that, we extend the rules of the Shisen-Sho game to the Mahjong Solitaire grid, and adapt the algorithm to determine if two equal tiles form a playable pair to this grid. At the end, we present some graphs to indicate how many random boards are winnable (i.e. all tiles can be removed) for several layouts, for Shisen-Sho, Mahjong Solitaire, and transposed Mahjong Solitaire. With transposed Mahjong Solitaire, the layout is transposed, or equivalently, left and right are replaced by front and rear in the rules of Mahjong Solitaire.

2 Complexity of Shisen-Sho

In [3], the following theorem has been proved already, but the proof is longer than the proof below. The refinement of having only 5 rows seems a new result.

Theorem 2.1. *Shisen-Sho is NP-complete.*

Proof. We reduce from Mahjong Solitaire with peeking with isolated stacks. The NP-completeness of that is proved under the tag Shanghai in [2].

Let a be a tile of a Mahjong Solitaire stack. We turn a in a supertile of size 5×5 for Shisen-Sho by adding 6 extra groups.

z	z	z	z'	z'	
x	x'	z'	y'	y	
x'	x	a	y	y'	
y'	y	z	x	x'	
y	y'	z'	x'	x	

z					z'
x	x'			y'	y
x'	x		a	y	y'
y'	y	z		x	x'
y	y'	z'	x'	x	

In order to remove one of the x , x' , y and y' -tiles, the a -tile needs be removed. Hence the a -tile needs to be removed to free the z -tile and z' -tile below it as well. So the z -tile and z' above the a -tile need to be removed to free the a -tile. This can be done (in more ways if there is no supertile on top of the supertile

of a), after which the a -tile has a connection to above. But the connection is blocked if there is another supertile on top of the supertile of a . If tile a can be removed somehow, then the whole supertile of a can be freed.

So by stacking supertiles, we can emulate Mahjong Solitaire with peeking with isolated stacks in Shisen-Sho. The stacks of supertiles can be filled up to a rectangle, by adding tile groups in literal order. This is because those tiles can be played in the same order in accordance with the rules of Shisen-Sho. \square

Theorem 2.2. *Shisen-Sho with 5 rows is NP-complete.*

Proof. We reduce from Mahjong Solitaire with peeking with isolated stacks of the form aab and abb . The NP-completeness of that is proved in §2 of [1].

We turn stacks aab and abb as follows into tileblocks.

z	z'	a	z'	z	z	z'	a	z'	z
x	x'	z	y'	y	x	x'	b	y'	y
x'	x	a	y	y'	x'	x	z	y	y'
y'	y	b	x	x'	y'	y	b	x	x'
y	y'	z	x'	x	y	y'	z	x'	x

The tiles with z' are for filling up, and are shared among two tileblocks. \square

3 Testing if two tiles are a matching pair

Suppose the width and height of the board are estimated by n . Let d be the distance between the two tiles at hand.

Proposition 3.1. *We can test if two tiles are a matching pair in $O(n \cdot d)$ steps.*

Proof. We only need to study connections with the first and third line horizontal and the second line vertical, since the other type of three-line connection is similar, and connections with fewer lines are degenerate cases of three-line connections.

First, we compute how far we can reach horizontally from both tiles. This can be done in $O(n)$ steps. For each column that can be reached horizontally by both tiles, we check if it is free between the two tiles. This can be done in $O(d)$ steps for each column. \square

We can improve the bound of $O(n \cdot d)$ drastically, if we assume that we have registers with n bits. We assume that we can perform bitwise logic on registers with n bits, including zero testing. Furthermore, we assume that we can set the first k bits and clear the last $n - k$ bits of a register with n bits. The value of k comes from a smaller register which can hold the values $0, 1, 2, \dots, n$, i.e. a register with more than $\log n$ bits. We assume that we can do everything on the small registers which we can do on the large registers with n bits. Furthermore, we assume that we can do either addition or subtraction (hence both) on the small registers. Our memory usage is $O(n)$ registers.

Theorem 3.2. *Testing if two tiles form a matching pair can be performed in $O(\log n + d)$ steps. With bit scan techniques available on the large registers, only $O(d)$ steps are needed.*

Proof. Again, we only need to study connections with the first and third line horizontal and the second line vertical. We assume that we have registers with tile population vectors for each row.

Computing how far one can reach horizontally from a tile can be done with binary search in $O(\log n)$ steps. With bit scan techniques, $O(1)$ steps are sufficient. Finding a free column in the common horizontal range can be done in parallel, by computing the bitwise disjunction (bitwise or) of the rows between both tiles. This takes $O(d)$ steps. \square

In a practical algorithm where 64 bit integers are used as large registers, computing how far one can reach horizontally from a tile will be done differently, because subtraction can be used as well. In our algorithm, we first remove the tile at hand from the population vector. Next, we compute how far one can reach horizontally from the position of the left side of the tile, using the following function.

```
// optional speedup
#define bitscanreverse64(g) (63 ^ __builtin_clz1(g))

// p is the position to scan from for consecutive cleared bits in f
// p must be in the interval [0..63], optional to allow 64 as well
// consecutive cleared bits found are returned as set bits
static unsigned long fillrange (unsigned long f, int p)
{
    unsigned long g = f;
    // /* if (0 <= p <= 63) */ g = bits of f below position p
    /* if (!(p & ~63)) */ g &= ((1lu << p) - 1);
    if (g == 0) return ~f & (f - 1);
    // g = smallest power of 2 exceeding g
#ifdef bitscanreverse64
    g = 2lu << bitscanreverse64 (g);
#else
    g |= g >> 1;
    g |= g >> 2;
    g |= g >> 4;
    g |= g >> 8;
    g |= g >> 16;
    g |= g >> 32;
    g++;
#endif
    return ~f & (f - g);
}
```

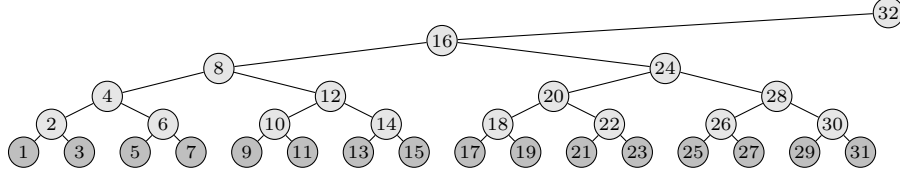
Notice that forward bit scanning is not necessary, because subtraction can be used. If reverse bit scanning is not available, then binary search is still not used, because it takes conditional jumps, which is not preferable on modern CPUs. Just as binary search, the actual replacement technique for reverse bit scanning takes $O(\log n)$ steps.

If one replaces \wedge by $-$ in the macro `bitscanreverse64`, then gcc will not optimize it to the corresponding Intel/AMD x64 instruction.

Theorem 3.3. *If we allow playing and unplaying a tile to take $O(\log n)$ steps as a gambit, then testing if two tiles form a matching pair can be done in $O(\log n)$ steps. With bit scan techniques available on all registers, this improves to $O(\log d)$ steps.*

Proof. We improve the computation of the bitwise disjunction (bitwise or) in the proof of theorem 3.2 from $O(d)$ to $O(\log d)$.

Suppose that the rows are indexed $0, 1, \dots, n-1$. We embed the row indexes in the odd numbers of the range $1, 2, \dots, 2n-1$, by sending row index k to $2k+1$. We see the rows as leaves of a perfect tree. The even numbers in the range $1, 2, \dots, 2n-1$ are used for the interior nodes of the tree, as depicted below.



The data of the leaves are the population vectors of the corresponding rows. The data of the internal nodes are the bitwise disjunction of the data of the child nodes, i.e. the bitwise disjunction of all population vectors of its descendant leaves. This can indeed be maintained in $O(\log n)$ steps when a tile is played or unplayed, see also the code below.

Suppose that we have tiles in rows $i-1$ and j such that $i-1 < j$. Then we must compute the bitwise disjunction of rows $i, i+1, \dots, j-1$, i.e. the bitwise disjunction of the leaves between $2i$ and $2j$. If $i < j$, then the index of the last common ancestor of leaves $2i+1$ and $2j+1$ lies between $2i+1$ and $2j+1$. By taking k such that $2k$ is the index of this common ancestor if $i < j$, and by taking $k = i$ if $i = j$, we obtain that $2k$ lies between $2i-1$ and $2j+1$, and is the index of a common ancestor of leaves $2i+1$ and $2j-1$ if $i < j$, which we assume from now on.

The computation of k such that $2k$ is the last common ancestor of leaves $2i+1$ and $2j+1$, where $i < j$, can be done in $O(1)$ steps with reverse bit scanning on small registers, see the code below. Without bit scan techniques, we can use binary search to replace reverse bit scanning, just as for the large registers in the computation of the horizontal range, and $O(\log \log n)$ steps suffice.

We can compute the bitwise disjunction of the leaves between $2i$ and $2k$ in $O(\log d)$ steps as follows. Suppose first that both i and k are odd. Then node $2k$ is the parent node of node $2i+1$, and either $k = i$ or $k = i+1$. So $k = i$ and the result is 0.

Suppose next that either i or k is odd, but not both. Then node $2i+2$ is the last ancestor of node $2i+3 = 2(i+1)+1$ which is smaller than $2i+3$, and $i+1 \leq k$. Furthermore, node $2i+2$ is the last ancestor of node $2i+1$ which is

larger than $2i + 1$, and node $2k$ is any such ancestor, so node $2k$ is an ancestor of or just equal to node $2i + 2$. Consequently, node $2k$ is an ancestor of node $2(i + 1) + 1$. We can obtain the bitwise disjunction of the leaves between $2(i + 1)$ and $2k$ recursively. The result is the bitwise disjunction of that and the data of node $2i + 1$.

Suppose finally that both i and k are even. Then node $2i+2 = 2(2(i/2)+1)$ is the parent of node $2i+1$. So node $2k = 2(2(k/2))$ is an ancestor of node $2(2(i/2)+1)$. First, we remove the leaves of the tree and keep the internal nodes with their even numbers. Next, we divide the node numbers by 2, to obtain a new tree of the same type as the one we started with. The result is the bitwise disjunction of the new leaves between $2(i/2)$ and $2(k/2)$ of the new tree, which we can obtain recursively.

The bitwise disjunction of the leaves between $2k$ and $2j$ can be computed similarly. \square

Below is the code of a practical algorithm where 64 bit integers are used as large registers, for updating the bitwise disjunction tree after playing or unplaying a tile.

```
// updates fill[2], fill[4], ..., fill[126] as
// interlacing ortree of fill[1], fill[3], ..., fill[127]
// after changing fill[p] for odd p between 0 and 128
//
//                                     _____32
//                               _____16_____
//                         _____08_____24_____
//                   _____04_____12_____20_____28_____
//             02   06       10      14        18       22       26       30
// // 01 03 05 07 09 11 13 15 17 19 21 23 25 27 29 31
static void ortree_update (unsigned long *fill, int p)
{
    p &= -4;
    fill[p+2] = fill[p+1] | fill[p+3];
    p &= -8;
    fill[p+4] = fill[p+2] | fill[p+6];
    p &= -16;
    fill[p+8] = fill[p+4] | fill[p+12];
    p &= -32;
    fill[p+16] = fill[p+8] | fill[p+24];
    // the below can be skipped because fill[1] and fill[127]
    // are never taken as or-operand in applications of ortree_or
    /* p &= 64;
    fill[p+32] = fill[p+16] | fill[p+48];
    p = 0;
    fill[p+64] = fill[p+32] | fill[p+96]; */
}
```

Below is the code of a practical algorithm where 64 bit integers are used as large registers, for the actual computation of the bitwise disjunctions.

```
// returns fill[2*p1+1] | fill[2*p1+3] | ... | fill[2*p2-1]
// assuming that fill[2], fill[4], ..., fill[126] is
// interlacing ortree of fill[1], fill[3], ..., fill[127]
//
```

```
//
//      _____16_____
//      08_____24_____
//      04_____12_____20_____28_____
//      02      06      10      14      18      22      26      30
// 01 03 05 07 09 11 13 15 17 19 21 23 25 27 29 31
static unsigned long ortree_or_x2 (unsigned long *fill, int p1, int p2)
{
    // negation of leading bit except value -1 for 0
    static int negationofleadingbit[128] = {
        -1, -1, -2, -2, -4, -4, -4, -4, -8, -8, -8, -8, -8, -8, -8, -8,
        -16, -16, -16, -16, -16, -16, -16, -16, -16, -16, -16, -16, -16, -16, -16, -16,
        -32, -32, -32, -32, -32, -32, -32, -32, -32, -32, -32, -32, -32, -32, -32, -32,
        -32, -32, -32, -32, -32, -32, -32, -32, -32, -32, -32, -32, -32, -32, -32, -32,
        -64, -64, -64, -64, -64, -64, -64, -64, -64, -64, -64, -64, -64, -64, -64, -64,
        -64, -64, -64, -64, -64, -64, -64, -64, -64, -64, -64, -64, -64, -64, -64, -64,
        -64, -64, -64, -64, -64, -64, -64, -64, -64, -64, -64, -64, -64, -64, -64, -64
    };
    // if p1 == p2, then p1 == p == p2
    // if p1 < p2, then p1 + 1 <= p <= p2, and if we see tree as family
    // tree, then p is the last common ancestor of p1 + 1 and p2, and
    // 2 * p is the last common ancestor of 2 * p1 + 1 and 2 * p2 + 1
    int p = p2 & negationofleadingbit[ p1 ^ p2 ];
    unsigned long f = 0;
    unsigned long *fill_2p = fill + 2 * p;

    // f |= fill[2*p1+1] | fill[2*p1+3] | ... | fill[2*p-1]
    p1 -= p;
    // f |= fill_2p[2*p1+1] | fill_2p[2*p1+3] | ... | fill_2p[-1]
    while (p1) {
        // s = trailing bit of p1
        int s = p1 & -p1;
        f |= fill_2p[ 2 * p1 + s ];
        p1 += s;
    }

    // f |= fill[2*p+1] | fill[2*p+3] | ... | fill[2*p2-1]
    p2 -= p;
    // f |= fill_2p[1] | fill_2p[3] | ... | fill_2p[2*p2-1]
    while (p2) {
        // s = trailing bit of p2
        int s = p2 & -p2;
        p2 -= s;
        f |= fill_2p[ 2 * p2 + s ];
    }

    return f;
}
```

In the computation of k , the usage of bit scan reverse is replaced by a lookup table. Our theoretical model allows such a table as well, because it consists of $O(n)$ small registers. The initialization of the table can be done in $O(n)$ steps.

There are a few low level optimizations in the code. The most important of them is that the array pointer is translated to make computations easier. The loops are controlled by zero testing on variables, so no extra comparisons

are required. One might think that the array index computations in the loops take 3 instructions on Intel/AMD x64 machines, namely either a move, a shift (or multiplication) and an addition, or a move and 2 additions. But only one instruction is needed, namely a ‘load effective address’ instruction.

4 The Mahjong grid

Mahjong Solitaire has a more complex tile positioning system. First, tiles have three coordinates, namely row, column, and level. Second, the row and column coordinates are a multiple of $\frac{1}{2}$ instead of 1. The latter can also be seen as a property of the tiles themselves, namely that their dimensions are $2 \times 2 \times 1$.

4.1 Shisen-Sho in three dimensions

We extend the Shisen-Sho game to three dimensions as follows. If there are other tiles above a given tile, then that tile cannot be played. So the pillar above the tile to be played must be free. If we have two tiles on the same level with no tiles above them, then they can be paired if they can be paired within their level. If we have two tiles on the same level with no tiles above them, then they can be paired if they connect with at most 2 horizontal and vertical lines in the highest level.

The pillar line above the lowest tile can be seen as the third line. If we would allow 2 of the 3 lines to be pillar lines, then tiles on the same level may be pairable in the threedimensional grid without being pairable within their level. The result of that would be that the threedimensional game is not an extension of the twodimensional game, which is not what we want.

So we only allow only 1 of the 3 lines to be a pillar line. If tile population is descending in every pillar, then tiles on different levels can be connected by three grid lines of which one pillar line, if and only if this can be done in the above way, i.e. by starting with a pillar line from the lowest tile. The xmahjongg layouts indeed have the property that tile population is descending in every pillar during game play.

4.2 Pair matching tests for the Mahjong grid

Besides tile population vectors for the rows and columns, tile population vectors for the pillars are used. We use 16 bit integers for these vectors, so that 16 levels can be distinguished. The tile population vectors for the pillars are in agreement with the real situation, so every tile contributes to 4 tile population vectors for the pillars.

But the tile population vectors for the rows and columns are not in agreement with the real situation any more. If a tile is unplayed, then 2 consecutive bits are set in only 1 row instead of 2, and only 1 column instead of 2. So the real tile population vector for row i is the bitwise disjunction of the used tile population vectors for rows i and $i + 1$. The same holds for the columns.

The horizontal range of a tile is the bitwise disjunction of the horizontal range of the tile in its 2 rows, as real tile population vectors. The actual computation of it in our code is as follows.

```
// row above tile
unsigned long f1 = rowfill[lev][r-2];
// row of tile without tile itself
unsigned long f2 = rowfill[lev][r] & ~(3lu << col);
// row below tile
unsigned long f3 = rowfill[lev][r+2];
f1 |= f2;
f3 |= f2;
if (f1 == f2 || f2 == f3) {
    rowfillrange = fillrange(f2,col);
} else {
    rowfillrange = fillrange(f1,col) | fillrange(f3,col);
}
```

Since the tile appears in only one tile population vector for the rows, it only needs to be removed from one such vector. The result of this is f2. f1 and f3 are tile population vectors for real rows, again with the tile at hand removed. The indexes r-2 and r+2 (instead of r-1 and r+1) are because of the interlacing internal nodes of the bitwise disjunction tree.

There is some testing to ensure that in some cases where this is possible, only one horizontal range computation is performed. One such case is where the Mahjong grid is used to emulate the Shisen-Sho grid by way of using only even row and column positions.

Surprisingly, we can find connections with the first and third line horizontal and the second line vertical in the same way as for the Shisen-Sho grid, i.e. we test if the bitwise conjunction of the horizontal ranges of the tiles (as sequences of set bits) coincides with a free bit of the bitwise disjunction of the tile population vectors of the rows in between the tiles. There are 2 differences with respect to the Shisen-Sho grid here: the tile population vectors of the rows are not in agreement with the real situation, and the computation of the horizontal ranges is different.

Other types of connections between tiles on the same level are found in a similar way. For connections between tiles on a different level, the horizontal and vertical range of the lowest tile is replaced by just the tile itself, after which the connectivity of the tiles is tested in the level of the highest tile just as for tiles on the same level.

There are 2 versions of the program: one with the Shisen-Sho grid and one with the Mahjong grid. But in contrast to the above explanation, the version with the Shisen-Sho grid adopts three dimensions already. The version for the Mahjong grid is slower, but not very much, which is in agreement with the $O(1)$ extra complexity of the pair matching computations.

5 Sampling results

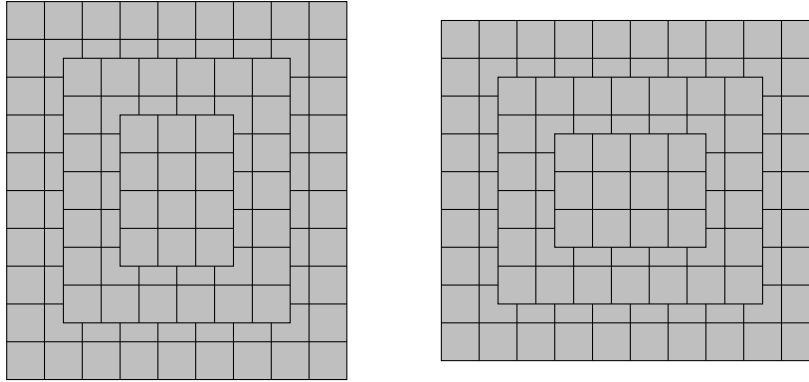
We sampled several layouts of xmahjongg and several rectangular layouts. To be able to sample Shisen-Sho on xmahjongg layouts, we had to use the Shisen-Sho solver for the Mahjong grid. We used this solver for the rectangular grids as well, so the width and height was limited by 32.

We made a new Mahjong Solitaire solver along with the Shisen-Sho solver (as a extra compiler option). This solver differs from the original Mahjong Solitaire solver in that it requires free tiles not to have any tile above them, instead of just adjacent tiles. But for layouts for which tile polulation is decreasing in every pillar, such as the xmahjongg layouts, this difference has no effect on the game.

Since the new Mahjong Solitaire solver is about 3 times as slow as the original Mahjong Solitaire solver, we used the original Mahjong Solitaire solver for the Mahjong Solitaire sampling results.

For Shisen-Sho, we chose $1.15^{6\sqrt{k}}$ as the number of attempts to solve a board by playing random matches, with k being the number of groups with 4 equal tiles. For Mahjong Solitaire, we chose $1.2^{6\sqrt{k}}$ to be this number. This number was 1.2^k originally, which comes down to the same for layouts with 144 tiles, such as the xmahjongg layouts.

The foo layout and the bar layout are not part of xmahjongg. They were designed by me, and are as follows.



The foo and the bar layout have $3 \cdot 4 + 6 \cdot 7 + 9 \cdot 10 = 144$ tiles, just like the xmahjongg layouts. The foo and the bar layout are the transpose of each other. The deepwell layout is selftranspose/symmetric.

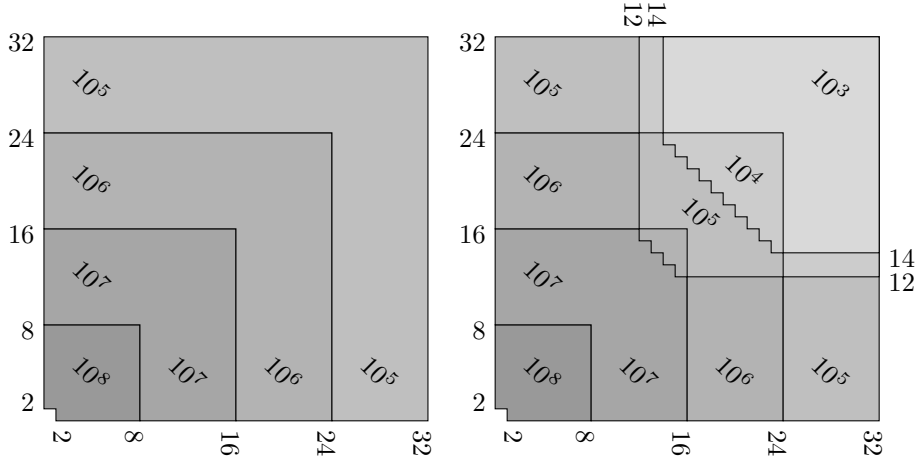
We used the Computational Science compute cluster of Radboud University Nijmegen for our layout sampling. The computations took about 5 weeks. The longest computations run for about 3 weeks. All Shisen-Sho computations were done in one run, but many of the (transposed) Mahjong Solitaire computations were aborted by system administration. For that reason, I had to write versions of the program for (transposed) Mahjong Solitaire which resume aborted computations. Computation time could not be restored, since it is only written at the end of the computation.

We will present graphs of the samples: the exact sample results can be found in the source along with the program code.

5.1 Rectangular layouts

We sampled rectangular layouts up to 32×32 inclusive. For layouts with an odd number of tiles, we removed one corner tile. For the 1×1 layout, this resulted in a void layout, which we did not sample. For other layouts with 2 or 3 tiles modulo 4, we used one tile group with only 2 equal tiles.

For Shisen-Sho, the sample sizes are given on the left. For Mahjong Solitaire, these sample sizes were too time-consuming, so we adapted them as indicated on the right.



For Shisen-Sho, the proportion of winnable boards is the same as for the transposed layout. This yielded double sample size for the non-square rectangular layouts. To get double sample size for square layouts as well, we simply chose the samples twice as large. So the effective sample sizes are 200 000, 2 000 000, 20 000 000 and 200 000 000.

For Mahjong Solitaire, we doubled the sample size by combining the sample results with those of the transposed layouts for transposed Mahjong Solitaire. So the effective sample sizes are 2 000, 20 000, 200 000, 2 000 000, 20 000 000 and 200 000 000. A percentage in the graph indicates that there were both winnable and impossible boards.

5.2 xmahjongg layouts

Having a compute cluster this time, we sampled the xmahjongg layouts 200 times as many as in [1]. So we sampled the default layout 2 000 000 000 times and the other layouts 20 000 000 times each. We sampled the default layout in 20 threads of 100 000 000. For Mahjong Solitaire, each chunk of 100 000 000

Proportion of winnable Shisen-Sho games for rectangular layouts and xmahjongg layouts

	1	2	3	4	5	6	7	8	9	10	11	12	13	14	15	16	17	18	19	20	21	22	23	24	25	26	27	28	29	30	31	32				
32								100	93	57	15	2	0	0	0																		32			
31								100	100	93	57	15	2	0	0																			31		
30								100	100	93	56	18	2	0	0																			30		
29								100	100	92	61	17	3	0	0	0																		29		
28								100	100	92	60	20	3	0	0	0																		28		
27								100	100	92	60	20	4	0	0	0	0																	27		
26								100	99	92	58	23	4	1	0	0																		26		
25								100	99	92	64	23	5	1	0	0	0																	25		
24								100	99	92	63	27	7	1	0	0	0	0	0	0														24		
23								100	100	92	63	27	9	2	0	0	0	0	0	0	0														23	
22								100	99	92	63	31	9	2	0	0	0	0	0	0	0	0													22	
21								100	99	92	69	31	11	3	1	0	0	0	0	0	0	0	0	0										21		
20								100	99	92	68	36	14	4	1	0	0	0	0	0	0	0	0	0										20		
19								100	99	92	69	37	18	5	1	0	0	0	0	0	0	0	0	0										19		
18								100	100	99	92	69	43	18	7	2	1	0	0	0	0	0	0	0	0	0								18		
17								100	100	99	92	76	44	23	10	4	1	0	0	0	0	0	0	0	0	0	0							17		
16								100	100	99	93	76	51	28	13	6	2	1	0	0	0	0	0	0	0	0	0	0						16		
15								100	100	99	93	78	53	37	18	9	4	2	1	0	0	0	0	0	0	0	0	0	0	0					15	
14				100				100	100	99	94	79	62	39	25	13	8	4	2	1	1	0	0	0	0	0	0	0	0	0	0	0	0	0	14	
13								100	100	99	95	86	65	50	35	25	13	9	6	4	2	1	1	1	0	0	0	0	0	0	0	0	0	0	13	
12								100	100	99	95	87	75	61	47	35	25	18	13	10	7	5	4	3	2	2	1	1	1	0	0	0	0	0	12	
11								100	100	99	96	90	79	74	61	50	39	37	28	23	18	18	14	11	9	9	7	5	4	4	3	3	2	2	11	
10				100	100	100	100	100	99	97	92	89	79	75	65	62	53	51	44	43	37	36	31	31	27	27	23	23	20	20	17	18	15	15	10	
9				100	100	100	100	100	99	98	97	92	90	87	86	79	78	76	76	69	69	68	69	63	63	63	63	64	58	60	60	61	56	57	57	9
8				100	100	100	100	100	99	98	97	96	95	95	94	93	93	92	92	92	92	92	92	92	92	92	92	92	92	92	92	93	93	93	8	
7				100	100	100	100	100	100	99	99	99	99	99	99	99	99	99	99	99	99	99	99	99	100	99	99	99	100	100	100	100	100	100	7	
6				100	100	100	100	100	100	100	100	100	100	100	100	100	100	100	100	100	100	100	100	100	100	100	100	100	100	100	100	100	100	100	6	
5				100	100	100	100	100	100	100	100	100	100	100	100	100	100	100	100	100	100														5	
4				100	100	100	100	100	100	100	100	100																							4	
3								100	100																										3	
2																																				2
1	⊗																																			1
	1	2	3	4	5	6	7	8	9	10	11	12	13	14	15	16	17	18	19	20	21	22	23	24	25	26	27	28	29	30	31	32				

arena	97	default	98	horse	97	rat	95
arrow	98	dog	90	hourglass	80	rooster	88
boar	89	dragon	96	monkey	90	snake	97
bridge	90	farandole	100	ox	98	theater	99
ceremonial	98	foobar	83	papillon	98	tiger	98
deepwell	87	hare	92	ram	97	wedges	96

Proportion of winnable Mahjong Solitaire games for rectangular layouts and xmahjongg layouts

	1	2	3	4	5	6	7	8	9	10	11	12	13	14	15	16	17	18	19	20	21	22	23	24	25	26	27	28	29	30	31	32	
32								100	100	100	100	100	99	92	71	32	6	0															32
31							100	100	100	100	100	100	99	92	67	31	4	0															31
30							100	100	100	100	100	100	98	90	67	27	4	0															30
29							100	100	100	100	100	100	98	90	63	28	4																29
28							100	100	100	100	100	100	98	88	62	24	3	0															28
27							100	100	100	100	100	100	97	88	60	23	3	0															27
26							100	100	100	100	100	100	97	85	56	21	2																26
25							100	100	100	100	100	100	96	82	56	21	2																25
24							100	100	100	100	100	99	96	82	52	18	2	0															24
23						100	100	100	100	100	100	99	94	81	48	15	1	0															23
22						100	100	100	100	100	100	99	94	75	46	12	1	0															22
21							100	100	100	100	100	99	92	74	43	13	1	0															21
20							100	100	100	100	100	98	91	72	39	10	1	0															20
19							100	100	100	100	100	98	89	70	35	8	1	0															19
18							100	100	100	100	100	97	88	62	32	6	1	0	0														18
17							100	100	100	99	97	84	59	27		6	0	0	0														17
16							100	100	100	99	95	83	56	23		5	0	0															16
15							100	100	100	99	93	77	53	20		3	0	0															15
14							100	100	100	100	98	91	75	41	16		2	0	0														14
13							100	100	100	99	97	91	66	37	12		2	0	0														13
12							100	100	100	99	96	86	64	32	9		1	0	0	0													12
11							100	100	100	100	99	95	80	50	28	7		1	0	0	0	0											11
10							100	100	100	100	97	92	70	47	16	5		0	0	0	0												10
9							100	100	100	100	99	96	87	69	32	13	3		1	0	0	0											9
8							100	100	100	100	99	94	80	56	28	9	2		0	0	0	0											8
7							100	100	100	100	99	95	90	70	40	15	7	1		0	0	0	0										7
6							100	100	100	100	97	93	72	56	24	12	2	1		0	0	0	0										6
5							100	99	99	96	77	59	39	22	5	2	0		0	0	0	0											5
4							100	99	96	86	67	44	23	9	3	1	0		0	0	0	0											4
3							100	98	98	85	59	32	28	10	4	1	1	0		0	0	0	0										3
2							97	97	60	55	22	17	5	3	1	0	0	0		0	0	0	0	0									2
1	⊗						20	20	9	9	1	1	0	0	0	0	0	0		0	0	0			0								1
	1	2	3	4	5	6	7	8	9	10	11	12	13	14	15	16	17	18	19	20	21	22	23	24	25	26	27	28	29	30	31	32	

arena	97	96	default	97	98	horse	80	98	rat	95	95
arrow	92	97	dog	93	95	hourglass		73	rooster	78	92
boar	95	83	dragon	93	95	monkey	90	91	snake	96	92
bridge	68	24	farandole	92	100	ox	53	98	theater	99	99
ceremonial	98	98	foobar	83	53	papillon	0	98	tiger	78	98
deepwell	94		hare	83	93	ram	93	96	wedges	95	96

boards took about 3 weeks. For Shisen-Sho and transposed Mahjong Solitaire, this was less than 6 days and 2 days respectively.

The graphs for transposed Mahjong Solitaire are at the right of those for Mahjong Solitaire. For the symmetric deepwell layout, we combined the results for Mahjong Solitaire and transposed Mahjong Solitaire, resulting in a sample size of 40 000 000 for Mahjong Solitaire. The foobar layout is just the foo layout, extended with the sample results of the bar layout with transposed matching rules, resulting in a sample size of 40 000 000 for all three game types.

We obtained the following results for the default layout:

Mahjong Solitaire:	2.959 percent impossible
Transposed Mahjong Solitaire:	1.756 percent impossible
Shisen-Sho:	1.906 percent impossible

The first 100 000 boards of the papillon layout are not winnable, so no winnable boards were found for this layout in [1]. But 16 of the 20 000 000 boards are winnable. The hourglass layout has no winnable boards in the sample of 20 000 000 boards.

References

- [1] Michiel de Bondt, Solving Mahjong Solitaire boards with peeking, arXiv:1203.6559.
- [2] David Eppstein, Computational Complexity of Games and Puzzles, <https://www.ics.uci.edu/~eppstein/cgt/hard.html>.
- [3] Chuzo Iwamoto and Yoshihiro Wada and Kenichi Morita, Generalized Shisen-Sho is NP-Complete, IEICE Transactions on Information and Systems E95.D, no. 11, pp. 2712–2715, 2012.