

Minimum-effort successive cancellation list decoding of polar codes

Carlo Condo, *Senior Member, IEEE*

Infinera Corporation

Email: ccondo@infinera.com

Abstract—Polar codes are linear block codes that can achieve channel capacity at infinite code length. Successive cancellation list (SCL) decoding relies on a set of parallel decoders; it yields good error-correction performance at finite code length, at the cost of increased implementation complexity and power consumption. Current efforts in literature focus on design-time decoder complexity reduction, while lacking practical run-time power reduction methods. In this work, minimum-effort SCL (ME-SCL) decoding is proposed, that allows to determine the parallelism to adopt by performing simple observations on the input of the decoder. This technique guarantees fixed, short latency and allows hardware SCL decoders to dynamically shut down part of the internal parallelism before each decoding process. It can be combined with existing complexity- and power-reduction techniques. Simulation results show that ME-SCL can reduce the run-time complexity of SCL of up to 50%.

Index Terms—Polar codes, SCL decoding, power reduction

I. INTRODUCTION

Polar codes [1] are linear block codes that are able to achieve the capacity of binary-input memoryless channels at infinite code length. They have been the subject of growing attention and research efforts in the academic and industrial research community, that have striven to improve their finite-length error correction performance, reduce their decoding latency, and design low-complexity, low-power decoder implementations. Thanks to the outstanding results obtained in the last decade, polar codes have been included in the 3GPP 5th generation wireless systems standard (5G) [2], and have made their way towards optical communications [3], [4].

Successive cancellation list (SCL) decoding has been proposed in [5] to improve on the error-correction performance of polar codes provided by their original decoding algorithm, successive cancellation (SC). It relies on a list of parallel SC decoders, each making different decoding choices; with its countless evolutions and ameliorations, it is considered the academic and industrial standard for polar code decoding. Unfortunately, the improved performance of SCL decoding comes at an increased implementation cost. Various techniques are available in literature to reduce the complexity and power consumption of SCL decoders. Design-time approaches like [6]–[8] modify the structure of the basic SCL decoder, reducing its implementation complexity. However, at the latest technology nodes, dynamic power dominates the total power consumption: it is thus of paramount importance to combine efficient design to run-time power-reduction techniques. The adaptive SCL (ASCL) decoder described in [9] can potentially

reduce the average power consumption by performing sequential decoding attempts with increasing list size. However, it introduces variable decoding latency, an undesired feature in any practical decoder implementation, that needs to be timed according to the worst case latency. To use ASCL under fixed latency, the system has to accept a decoding delay equal to the duration of all possible sequential decoding attempts.

In this work, minimum-effort SCL (ME-SCL) is proposed, a technique that strives to identify the minimum necessary list size to correctly decode a received vector, and allows to decide which list size to adopt by observing the input of the decoder. This technique guarantees fixed, short decoding latency and allows hardware SCL decoders to dynamically decrease the list size before each decoding by shutting down part of the internal parallelism. It relies on simple operations that have negligible implementation cost, and it can be stacked with any other complexity and power reduction technique. Simulation results over a wide set of code parameters show that ME-SCL can reduce the run-time complexity of SCL of up to 50%.

II. PRELIMINARIES

A polar code of length N relies on a transformation matrix $T_N = T_2^{\otimes n}$, generated by the n -fold Kronecker product of a basic channel transformation kernel T_2 . The resulting N bit-channels are polarized, and vary from completely noisy to completely noiseless. A polar code of length N and rate $R = K/N$ is constructed by creating an input vector \mathbf{u} where the K message bits are assigned to the entries of \mathbf{u} corresponding to the K most reliable bit-channels. The remaining entries of \mathbf{u} are “frozen” bits, set to zero. The codeword \mathbf{x} is then calculated as $\mathbf{x} = \mathbf{u} \cdot T_N$ and transmitted.

SC decoding was proposed in [1]. It can be represented as a depth-first binary tree search with priority to the left branch. The logarithmic likelihood ratio (LLR) vector \mathbf{y} is received from the channel and assigned to the root node: the LLRs are propagated, through node operations, downward towards the leaf nodes, each associated to an entry of the estimated input vector $\hat{\mathbf{u}}$. Bit values at leaf nodes are either known (in case of frozen bits) or estimated based on the sign of the incoming LLR. Bit estimations are propagated upward and combined with the descending LLRs until all leaves have been explored.

While it can achieve capacity at infinite code length, SC decoding has mediocre error-correction performance at moderate code length. To improve it, a list-based decoder has been proposed in [5]. The SCL decoder relies on L parallel

TABLE I: Percentage of cases for L_{low} requirement, $L_{high} = 32$.

L_{low}	$N = 128$		$N = 256$		$N = 512$	
	$R = 1/2 \ C = 2$	$R = 7/8 \ C = 3$	$R = 1/2 \ C = 5$	$R = 7/8 \ C = 8$	$R = 1/2 \ C = 8$	$R = 7/8 \ C = 12$
1	96.87%	98.60%	84.61%	94.04%	84.87%	88.78%
2	2.52%	1.10%	11.44%	3.96%	10.67%	7.89%
4	0.45%	0.23%	2.85%	1.42%	2.99%	2.28%
8	0.12%	0.05%	0.76%	0.40%	1.00%	0.65%
16	0.03%	0.02%	0.23%	0.15%	0.34%	0.28%
32	0.01%	<0.01%	0.11%	0.03%	0.13%	0.12%

SC decoders, each one storing a different partial decoded bits vector, called *path*. Every time an information leaf node is reached, each decoder splits the current decoding path, estimating the bit as 0 in one case and as 1 in the other, doubling the number of parallel decoding paths. A path metric allows to maintain only the L more likely paths, while the L less likely are discarded. The decoding continues until the last leaf node has been reached, and one as the surviving decoding paths is selected as the decoder output. The concatenation of polar codes with a cyclic redundancy check (CRC) of length C has been proposed in [10] to help the final decoder output path selection, showing substantial improvement. In the remainder of the paper, this is the considered version of SCL.

III. MINIMUM-EFFORT SCL DECODING

Given a polar code of code length N and rate R , and a codeword transmitted through an additive white Gaussian noise (AWGN) channel characterized by a certain E_b/N_0 , every received vector that can be successfully decoded through SCL with $L = L_{high}$, may be decoded by SCL with $L = L_{low} \leq L_{high}$. Table I reports the percentage of cases for which a particular L_{low} is the minimum requirement for the decoder to select the correct codeword as the output, for various combinations of N , R and C , at a block error rate (BLER) of approximately 10^{-3} , and $L_{high} = 32$. Such a BLER is a realistic working point for many wireless applications, and for component codes in more powerful concatenated coding schemes targeting optical communications. Simulation results consider 10^6 frames. It can be seen that the vast majority of cases does not need $L = 32$ to be correctly decoded, with the percentage rising as N decreases and R increases. This is also due to the fact that the required list size strongly depends on the input noise level, and that given a BLER target, different combinations of code parameters achieve it at different E_b/N_0 .

Consequently, given the unbalanced L_{low} requirements, a decoder implementation with fixed list size performs a large amount of unnecessary operations and memory accesses, resulting in power consumption that is ultimately wasted. It would be advantageous to identify the required L_{low} before the start of the decoding process, so that the list size can be reduced accordingly, effectively dividing the power consumption by up to a factor L_{high} . To attempt to do so, it is necessary to rely on the only information available before the decoding, i.e. the channel LLRs. Channel LLRs for an AWGN channel and binary phase shift keying (BPSK) modulation can be computed as $y = 2/\sigma^2 \cdot (1 - 2x + E)$, where σ is the standard deviation of the channel noise distribution, and the random variable $E \sim \mathcal{N}(0, \sigma^2)$ has equiprobable sign and magnitude that

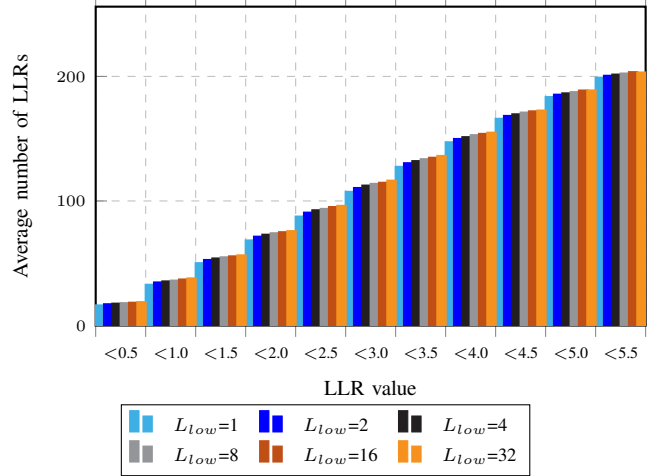


Fig. 1: LLR distribution for $N=256$, $R=1/2$, $C=5$, $E_b/N_0=2.4$ dB with different L_{low} .

increases with decreasing probability. Large-magnitude LLRs are thus associated to correct bits with high probability, as it would require a very large E (and thus a very improbable one) to move the symbol across the decision threshold (0 in BPSK) and increase its magnitude again. On the other hand, flipped bits are usually associated to small-magnitude LLRs, as smaller E are more probable and can move the symbol across the decision threshold, but not increase its magnitude again. SC decoding uses this interpretation of the received LLR vector to correct errors. The operations used to propagate soft information through the SC decoding tree can however result in wrong decisions in case a high enough number of correct LLRs have smaller magnitude than LLRs whose bit has been flipped by channel noise (erroneous LLRs). This can happen when erroneous LLRs have large magnitudes, or when correct LLRs have small magnitudes. While the first case is rare and difficult to correct, the second case is common and can be corrected through SCL, that is able to consider lower-probability decoding candidates.

Fig. 1 shows the distribution of LLR values for $N = 256$, $R = 1/2$, $C = 5$, averaged over 10^6 transmitted codewords. The x axis shows a set of LLR magnitudes, and the y axis the average number of LLRs with magnitude lower than that. It can be seen that the LLRs are distributed differently depending on the L_{low} required for correct decoding. When the required L_{low} is small, a low number of LLRs have small magnitude: erroneous LLRs are mostly small, and correct LLRs tend to have larger magnitude. SC is well tuned for this situation, and

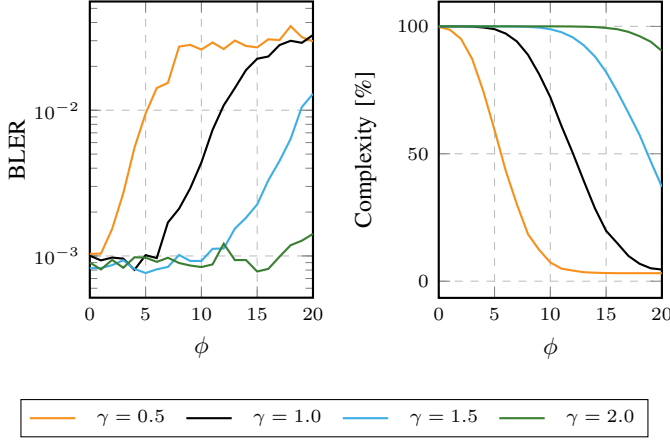


Fig. 2: BLER and complexity for $N = 128$, $R = 1/2$, $C = 2$, $E_b/N_0 = 3.25$, $L_{low} = 1$, $L_{high} = 32$ for different γ and ϕ .

a single decoder or a few parallel decoding paths are sufficient to correct the channel-induced errors. On the other hand, when the required L_{low} is large, the LLRs are more concentrated around smaller magnitudes. In this situation many correct LLRs are small, and SC is more likely to make mistakes. Consequently, numerous parallel decoders are necessary to include low-probability paths among the final candidates.

Based on these results, two embodiments of minimum-effort SCL decoding (ME-SCL) are proposed, a technique to dynamically reduce the active list size of SCL decoders before each decoding, that relies on simple observations on the channel LLRs. This technique can be combined with existing complexity- and latency reduction- methods [6], [8], [11], [12].

A. Single-layer ME-SCL

The first of the two proposed techniques is the single-layer ME-SCL, as two thresholds γ and ϕ are used to identify a single L_{low} as an alternative to L_{high} . The channel LLRs that are lower or equal than γ are counted; if their number is lower than ϕ , then the decoding is attempted through SCL with L_{low} , otherwise L_{high} is used. Given a combination of code parameters and E_b/N_0 , the single-layer ME-SCL requires the selection of L_{low} and of both γ and ϕ , to minimize the decoding complexity in dependence of a target BLER.

An immediate way to exploit the correlation between L_{low} and the distribution of LLRs would be to set γ and ϕ according to the average LLR distribution (e.g. Fig. 1). However, the average distribution represents a trend and, since the AWGN is a random process, strong variations in the LLR distribution are observed between realizations. Consequently, a heuristic approach is necessary to choose γ and ϕ values that allow to reliably select L_{low} without causing undue BLER degradation. To exemplify the threshold selection process, Fig. 2 plots the BLER and decoding complexity for $N = 128$, $R = 1/2$, $C = 2$, $E_b/N_0 = 3.25$, $L_{low} = 1$, $L_{high} = 32$, at the variation of γ and ϕ . The complexity, intended here as the percentage of active paths with respect to the total, is computed as

$$100 \cdot \frac{\delta \cdot L_{low} + (1 - \delta) \cdot L_{high}}{L_{high}}, \quad (1)$$

Algorithm 1: Multi-layer ME-SCL

```

1: for  $i = 0 \dots \log_2(L_{high}) - 1$  do
2:   LLR count = 0
3:   for  $j = 0 \dots N - 1$  do
4:     if  $y[j] \leq \gamma_i$  then
5:       LLR count ++
6:     end if
7:   end for
8:   if LLR count <  $\phi_i$  then
9:      $L_{low} = 2^i$ 
10:    return  $\hat{\mathbf{u}} = \text{SCL decoding}(\mathbf{y}, L_{low})$ 
11:   end if
12: end for
13: return  $\hat{\mathbf{u}} = \text{SCL decoding}(\mathbf{y}, L_{high})$ 

```

where δ is the fraction of times that L_{low} is chosen over L_{high} . The optimal combination of γ and ϕ is the one that minimizes the complexity given a target maximum BLER. For instance, if the maximum acceptable BLER = $2 \cdot 10^{-3}$ in Fig. 2, the following combinations of thresholds show better performance: for $\gamma = 0.5$, $\phi < 3$; for $\gamma = 1.0$, $\phi < 8$; for $\gamma = 1.5$, $\phi < 15$. The lowest complexity among these thresholds is 88.17%, achieved with $\gamma = 1.5$ and $\phi = 14$. The difference between the SCL and ME-SCL BLER expresses the misidentification rate, i.e. the normalized number of blocks where L_{low} was selected and that resulted in a decoding error, while correct decoding could be achieved with L_{high} .

The threshold selection process is repeated for all the possible $L_{low} < L_{high}$, so that the L_{low} that minimizes the complexity is selected to be used in single-layer ME-SCL.

B. Multi-layer ME-SCL

The single-layer ME-SCL selects the best L_{low} to minimize complexity. However, by considering multiple sets of γ and ϕ , each targeting a different L_{low} , it is possible to partially combine the complexity reduction effects of various single-layer ME-SCL. In the multi-layer ME-SCL, the decision conditions for increasing L_{low} are checked sequentially until one is met, or until $L_{low} = L_{high}$, as shown in Algorithm 1.

As each threshold couple misidentifies a potentially different set of cases, the BLER degradation caused by each L_{low} is partially accumulated, leading to unacceptable performance. For this reason, the optimal thresholds identified for each L_{low} need to be decreased. Complexity is computed as

$$100 \cdot \sum_{i=0}^{\log_2 L_{high}} \delta_i \cdot \frac{2^i}{L_{high}}, \quad (2)$$

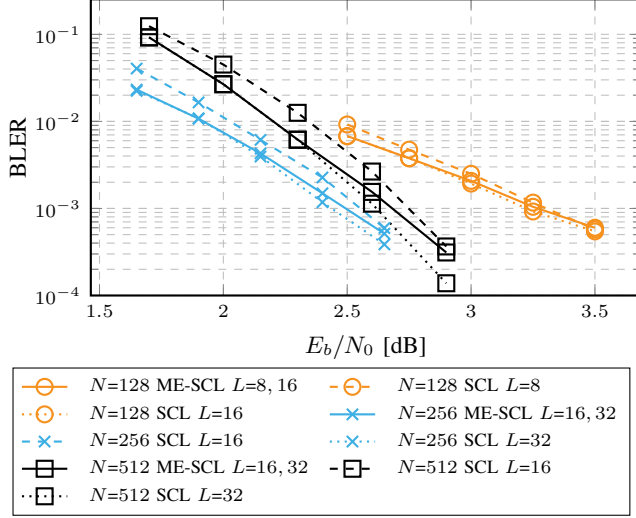
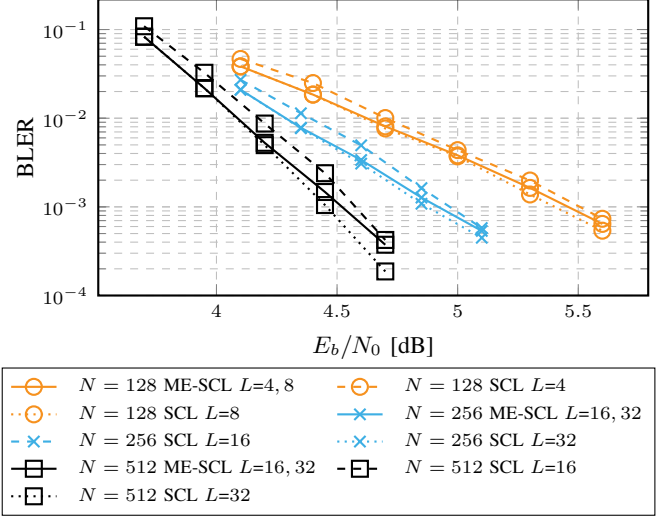
where δ_i is the fraction of times that $L_{low} = 2^i$ is selected.

IV. RESULTS

In this Section, simulation results for ME-SCL are reported, considering polar codes constructed through density evolution with Gaussian approximation [13] with $\sigma = 0.5$. Experiments have been run with the 5G standard sequence as well [2], and show that the effectiveness of ME-SCL is independent from the code construction method. The presented results concern the combinations of N , R and C already shown in Table I. The CRC polynomials used are 0x3 for $C = 2$ and 3,

TABLE II: L_{low} , L_{high} , γ and ϕ for the observed codes at given E_b/N_0 .

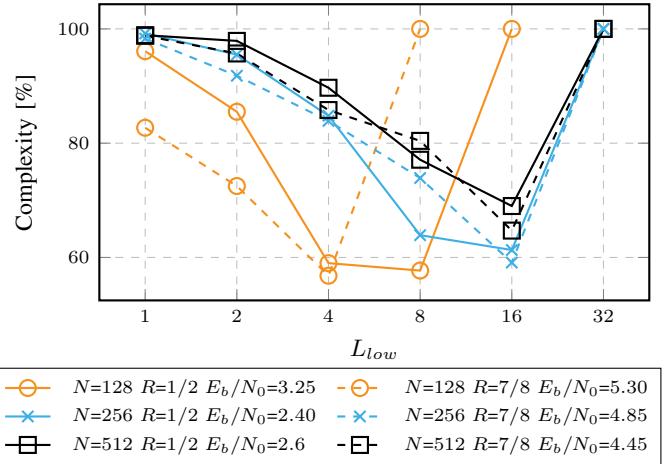
	$N = 128$		$N = 256$		$N = 512$	
	$R = 1/2 \ C = 2$	$R = 7/8 \ C = 3$	$R = 1/2 \ C = 5$	$R = 7/8 \ C = 8$	$R = 1/2 \ C = 8$	$R = 7/8 \ C = 12$
E_b/N_0	3.25	5.30	2.40	4.85	2.60	4.45
L_{high}	16	8	32	32	32	32
L_{low}	8	4	16	16	16	16
γ	4.0	4.0	4.0	4.0	4.0	4.5
ϕ	65	9	153	22	285	63

Fig. 3: BLER with SCL and single-layer ME-SCL for $R=1/2$.Fig. 4: BLER with SCL and single-layer ME-SCL for $R=7/8$.

0x15 for $C = 5$, 0xD5 for $C = 8$, 0x80F for $C = 12$. For each code parameter combination, Table II reports the selected L_{high} (both single- and multi-layer ME-SCL), the optimal L_{low} for single-layer ME-SCL, the E_b/N_0 at which the thresholds have been optimized ($BLER \approx 10^{-3}$), and the value of γ and ϕ . The target maximum BLER has been chosen as the mid-point between the BLER of SCL with L_{high} and with L_{low} . The majority of results have been obtained with $L_{high} = 32$. However, with $N = 128$, $R = 1/2$ there is very little difference between the BLER of SCL with $L = 16$ and $L = 32$; consequently, ME-SCL uses $L_{high} = 16$. In the same way, for $N = 128$, $R = 7/8$ the BLER of SCL with $L = 8$, $L = 16$, and $L = 32$ is almost the same at the considered E_b/N_0 . ME-SCL thus uses $L_{high} = 8$. In the figures, ME-SCL with $L_{low} = a$ and $L_{high} = b$ is labeled as $L = a, b$.

Fig. 3-4 plot the BLER for the three considered code lengths, for $R = 1/2$ and $R = 7/8$, respectively. Both single-layer ME-SCL and standard SCL are portrayed. It can be observed that the BLER of ME-SCL follows closely that of SCL with L_{high} , starting to diverge when closer to the E_b/N_0 for which the thresholds were optimized, and converges to the BLER of SCL with L_{low} at higher E_b/N_0 . At lower E_b/N_0 , channel LLRs have smaller magnitude: ϕ tends to be very restrictive, and a higher percentage of vectors is decoded with L_{high} . In the same way, at higher E_b/N_0 fewer LLRs are below the γ threshold, and L_{low} is prioritized; since thresholds have to be optimized for a given E_b/N_0 , the decoder incurs a higher misidentification rate.

Fig. 5 portrays the complexity percentage for the observed

Fig. 5: Single-layer ME-SCL complexity with different L_{low} .

codes at the threshold optimization E_b/N_0 , with single-layer ME-SCL. Each point in the graph uses the optimal thresholds for the associated L_{low} . As noted earlier in this section, for $N = 128$, $R = 1/2$, the selected $L_{high} = 16$; thus, $L_{low} = 16$ constitutes the 100% complexity mark. Similarly, $L_{low} = 8$ represents 100% complexity in case of $N = 128$, $R = 7/8$. It can be seen that in all observed cases, $L_{low} = L_{high}/2$ achieves the lowest decoding complexity. As the gap between L_{high} and L_{low} increases, the chances of misidentification rise as well, and stricter thresholds need to be used to remain within the target BLER. This leads to a reduced complexity gain, that more than counterbalances the positive effect of

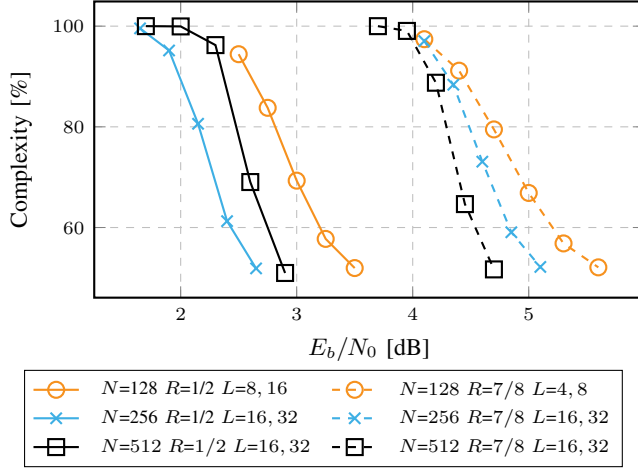


Fig. 6: Single-layer ME-SCL complexity at different E_b/N_0 .

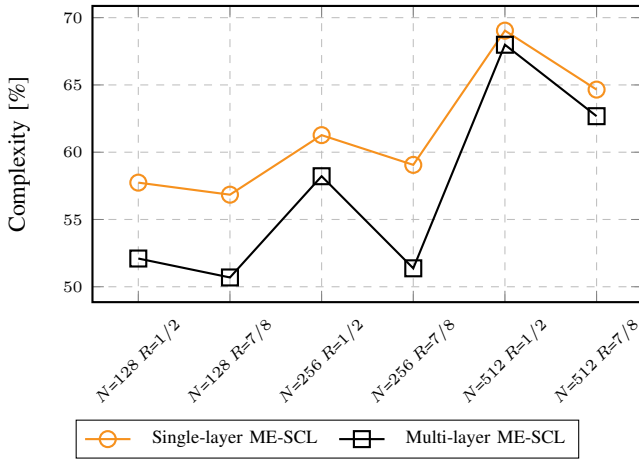


Fig. 7: Multi-layer and single-layer ME-SCL complexity.

the smaller L_{low} in (1). Fig. 6 depicts the evolution of the complexity of the observed codes as the channel conditions change, using the parameter set in Table II. To minimize complexity for all channel conditions, a different threshold set should be used at each E_b/N_0 ; a single optimization point is shown nevertheless to bring substantial complexity reduction also before the working point, and thus at a lower BLER degradation cost (see Fig. 3-4). Complexity keeps decreasing as the E_b/N_0 increases, reaching a minimum of 50% since $L_{low} = L_{high}/2$, but at a higher BLER.

Multi-layer ME-SCL combines the complexity reduction potential of multiple single-layer thresholds. As detailed in Section III-B, the thresholds for each layer have been decreased so that the BLER of multi-layer ME-SCL matches that of single-layer ME-SCL shown in Fig. 3-4. In Fig. 7, the complexity of multi-layer and single-layer ME-SCL are then compared under the conditions depicted in Table II. Multi-layer ME-SCL brings 1%-8% additional decoding complexity reduction with respect to single-layer ME-SCL.

ME-SCL fills a currently empty niche in the landscape of on-the-fly power-reduction techniques. ME-SCL sacrifices some BLER to save complexity without incurring additional latency, whereas ASCL [9] imposes additional latency to

reduce complexity at no BLER cost. If the system can accept a decoding latency equal to multiple subsequent decoding attempts, ASCL can take full advantage of its sequential decoding features, and results in more substantial power saving than ME-SCL at no BLER cost. On the other hand, if the system can accept only a latency equal to a single decoding attempt, ASCL inherently reverts to SCL. As ASCL foresees no way to choose between one list size and the other without observing the decoding outcome, it either results in no power saving ($L = L_{high}$) or in unacceptable BLER ($L < L_{high}$), while ME-SCL can provide substantial complexity reduction at an acceptable BLER cost and no additional latency.

V. CONCLUSION

In this work I have introduced minimum-effort SCL (ME-SCL) decoding of polar codes, a technique to select the list size of SCL decoders by observing the distribution of channel LLRs. It can be used as a power-reduction technique in hardware SCL decoders, allowing to dynamically decrease the list size before each decoding, and thus deactivating part of the internal parallelism. ME-SCL is based on simple, implementation-friendly threshold comparisons, and can be combined with existing complexity- and latency-reduction techniques. Two embodiments have been proposed, and shown to reduce the decoding complexity of SCL decoding of almost 50% while meeting an error-correction performance target.

REFERENCES

- [1] E. Arıkan, "Channel polarization: A method for constructing capacity-achieving codes for symmetric binary-input memoryless channels," *IEEE Transactions on Information Theory*, vol. 55, no. 7, pp. 3051–3073, July 2009.
- [2] 3rd Generation Partnership Project (3GPP), "Multiplexing and channel coding," *3GPP 38.212 V.15.3.0*, 2018.
- [3] T. Mehmood, M. P. Yankov, A. Fisker, K. Gormsen, and S. Forchhammer, "Rate-adaptive concatenated polar-staircase codes for data center interconnects," in *Optical Fiber Communication Conference (OFC) 2020*, 2020, p. Th1I.6, Optical Society of America.
- [4] C. Condo, V. Bioglio, H. Hafermann, and I. Land, "Practical product code construction of polar codes," *IEEE Transactions on Signal Processing*, vol. 68, pp. 2004–2014, 2020.
- [5] I. Tal and A. Vardy, "List decoding of polar codes," *IEEE Transactions on Information Theory*, vol. 61, no. 5, pp. 2213–2226, May 2015.
- [6] S. A. Hashemi, A. Balatsoukas-Stimming, P. Giard, C. Thibault, and W. J. Gross, "Partitioned successive-cancellation list decoding of polar codes," in *2016 IEEE International Conference on Acoustics, Speech and Signal Processing (ICASSP)*, 2016, pp. 957–960.
- [7] S. A. Hashemi, M. Mondelli, S. H. Hassani, C. Condo, R. L. Urbanke, and W. J. Gross, "Decoder partitioning: Towards practical list decoding of polar codes," *IEEE Transactions on Communications*, vol. 66, no. 9, pp. 3749–3759, 2018.
- [8] W. Song, Y. Fu, Q. Chen, L. Li, and C. Zhang, "ANN based adaptive successive cancellation list decoder for polar codes," in *2019 IEEE 13th International Conference on ASIC (ASICON)*, 2019, pp. 1–4.
- [9] B. Li, H. Shen, and D. Tse, "An adaptive successive cancellation list decoder for polar codes with cyclic redundancy check," *IEEE Communications Letters*, vol. 16, no. 12, pp. 2044–2047, 2012.
- [10] K. Niu and K. Chen, "CRC-aided decoding of polar codes," *IEEE Communications Letters*, vol. 16, no. 10, pp. 1668–1671, October 2012.
- [11] C. Condo, V. Bioglio, and I. Land, "Generalized fast decoding of polar codes," in *2018 IEEE Global Communications Conference (GLOBECOM)*, 2018, pp. 1–6.
- [12] M. H. Ardakani, M. Hanif, M. Ardakani, and C. Tellambura, "Fast successive-cancellation-based decoders of polar codes," *IEEE Transactions on Communications*, vol. 67, no. 7, pp. 4562–4574, 2019.
- [13] P. Trifonov, "Efficient design and decoding of polar codes," *IEEE Transactions on Communications*, vol. 60, no. 11, pp. 3221–3227, 2012.