

Discussion on a Class of Model-Free Adaptive Control for Multivariable Systems

Feilong Zhang

Abstract—The model-free adaptive control (MFAC) law is a promising method in applications. We analyzed model-free adaptive control (MFAC) law through closed-loop function to widen its application range.

Index Terms—model-free adaptive control.

I. INTRODUCTION

Tremendous amount of works concerning MFAC have been published in this decade. [a] has discussed some problems in single-input single-output systems[1]-[2]. Similar to [a], we have analyzed several problems in multiple-input multiple-output (MIMO) systems as follows.

i) The leading coefficient matrix of control input vector is based on a special kind of diagonally dominant matrix with the unchangeable sign of the diagonal elements [4]-[5]. We show that the previous assumption turns out to be too restrictive and can be extended in this paper and [b]. In addition, the pseudo order of the current equivalent dynamic linearization model and MFAC are limited within $1 \leq L_y \leq n_y$ and $1 \leq L_u \leq n_u$. However, it seems that the most important case is $L_y = n_y + 1$ and $L_u = n_u + 1$, since the pseudo Jacobin Matrix will act as the real Jacobin Matrix. To this end, we extend the range into $0 \leq L_y$ and $1 \leq L_u$.

ii) The static error of the unit-ramp response of the system is eliminated by $\lambda = 0$ when $M_u \geq M_y$, which is proved in this brief. This conclusion differs from [1]-[5] which showed that the tracking error of the system controlled by MFAC converges to zero on the condition that λ is large enough. Moreover, [a] shows the reason why the tracking error of the step response of the system controlled by current MFAC converges to zero, which is not in relation to λ and should be attributed to the fact that the current MFAC inherently consists of an integrator.

iii) The current works about MFAC method in MIMO systems take the norm of the inverse matrix in the controller design with the purpose of analyzing the system stability through the contraction mapping method. Nevertheless, this will lead to the loss of inputs and outputs coupling information.

iv) The notion of model-free presented for nonlinear systems in [1]-[5] is not straightforward for operating engineers to understand appropriately and to master its essence. [b] analyzes

this class of controller in linear deterministic finite-dimensional systems in simulations to exhibit its working principle and discuss the nature of this kind of adaptive controller. In this brief, the MFAC is applied in the robotic system to demonstrate its effectiveness, and meanwhile to exhibit an appropriate and successful application in the nonlinear system.

In this brief, the full-form equivalent-dynamic-linearization model is extended to a general form with the pseudo Jacobian matrix (PJM) not restricted by the special diagonally dominant matrix assumption anymore and the number of input variables and output variables of the system are allowed to be different. As the consequence, the MFAC can be more widely applied. This is all possible because we have analyzed the system performance by the closed-loop system equations and the static error analysis rather than by the current contraction mapping method. Along with this, we have reached the conclusion that the static error of the system following the reference k^n ($n \geq 1$) is positively correlated with λ in this brief, [a] and [c]. These imply that the conclusion about the convergence of tracking error in current works may not always be proper.

Only when we study the MFAC in a reasonable way, can we apply this method in a proper way, and this is one of main motivations in this brief. At last, we have used iterative MFAC to design a simple yet useful robotic controller which shows an excellent performance.

II. EQUIVALENT DYNAMIC LINEARIZATION MODEL FOR MULTIVARIABLE SYSTEMS

This section presents a kind of full form equivalent dynamic linearization model for a family of multivariable system, which is used for MFAC controller design and analysis in next section.

The MIMO nonlinear system is given as:

$$\mathbf{y}(k+1) = \mathbf{f}(\mathbf{y}(k), \dots, \mathbf{y}(k-n_y), \mathbf{u}(k), \dots, \mathbf{u}(k-n_u)) \quad (1)$$

where $\mathbf{f}(\dots) = [f_1(\dots), \dots, f_m(\dots)]^T \in \mathbf{R}^m$ is assumed to be the nonlinear vector-valued function; $\mathbf{u}(k)$ and $\mathbf{y}(k)$ are the input vector and output vector of the system, respectively; n_y , $n_u \in \mathbf{R}$ are the corresponding unknown orders. The dimensions of $\mathbf{y}(k)$ and $\mathbf{u}(k)$ are M_y and M_u , respectively.

The multivariable nonlinear system (1) is on the following assumptions:

Assumption 1: The partial derivatives of $\mathbf{f}(\dots)$ with respect to all input vectors and output vectors are continuous.

Assumption 2: System (1) is generalized Lipschitz, which is given as follow:

Manuscript received Dec 3, 2020. This work was supported in part by the xxx.

Feilong Zhang is with the State Key Laboratory of Robotics, Shenyang Institute of Automation, Chinese Academy of Sciences, Shenyang 110016, China (e-mail: zhangfeilong@sia.cn).

$$\|\mathbf{y}(k_1+1) - \mathbf{y}(k_2+1)\| \leq b \|\mathbf{H}(k_1) - \mathbf{H}(k_2)\| \quad (2)$$

where $\mathbf{H}(k) = \begin{bmatrix} \mathbf{Y}_{L_y}(k) \\ \mathbf{U}_{L_u}(k) \end{bmatrix} = [\mathbf{y}^T(k), \dots, \mathbf{y}^T(k-L_y+1), \mathbf{u}^T(k), \dots, \mathbf{u}^T(k-L_u+1)]^T$ is a

vector that contains control input vectors and the system output vectors within the time window $[k-L_u+1, k]$ and $[k-L_y+1, k]$, respectively. The integers $L_y (0 \leq L_y)$ and $L_u (1 \leq L_u)$ are named pseudo orders of the system.

Theorem 1: Given system (1) satisfying *Assumptions 1* and *Assumptions 2*, if $\Delta \mathbf{h}(k) \neq \mathbf{0}$, $0 \leq L_y$, $1 \leq L_u$, there must exist a matrix $\boldsymbol{\varphi}(k)$ named pseudo Jacobian matrix, and (1) can be transformed into the following model:

$$\Delta \mathbf{y}(k+1) = \boldsymbol{\varphi}(k) \Delta \mathbf{h}(k) \quad (3)$$

with $\|\boldsymbol{\varphi}(k)\| \leq b$ for any k , where

$$\Delta \mathbf{h}(k) = \begin{bmatrix} \Delta \mathbf{Y}(k) \\ \Delta \mathbf{U}(k) \end{bmatrix} = [\Delta \mathbf{y}^T(k), \dots, \Delta \mathbf{y}^T(k-L_y+1), \Delta \mathbf{u}^T(k), \dots, \Delta \mathbf{u}^T(k-L_u+1)]^T$$

$$\boldsymbol{\varphi}(k) = [\boldsymbol{\varphi}_Y(k)_{M_y \times (L_y \cdot M_y)}, \boldsymbol{\varphi}_U(k)_{M_y \times (L_u \cdot M_u)}]$$

$$= [\boldsymbol{\Phi}_1(k), \dots, \boldsymbol{\Phi}_{L_y}(k), \boldsymbol{\Phi}_{L_y+1}(k), \dots, \boldsymbol{\Phi}_{L_y+L_u}(k)]^T$$

$$\boldsymbol{\Phi}_i(k) = \begin{bmatrix} \phi_{11i}(k) & \phi_{12i}(k) & \dots & \phi_{1m_i}(k) \\ \phi_{21i}(k) & \phi_{22i}(k) & \dots & \phi_{2m_i}(k) \\ \vdots & \vdots & \ddots & \vdots \\ \phi_{m_i 1i}(k) & \phi_{m_i 2i}(k) & \dots & \phi_{m_i m_i}(k) \end{bmatrix} \in \mathbf{R}^{M_y \times M_y}$$

$i=1, \dots, L_y$, and $\boldsymbol{\Phi}_i(k) \in \mathbf{R}^{M_y \times M_u}$, $i=L_y+1, \dots, L_y+L_u$.

Remark 1: [3] gives the proof of the *Theorem 1* in the case of $1 \leq L_y \leq n_y$, $1 \leq L_u \leq n_u$ and we further prove *Theorem 1* for the orders $0 \leq L_y$ and $1 \leq L_u$ in Appendix.

We prefer $L_y = n_y + 1$ and $L_u = n_u + 1$ in applications if n_y and n_u can be obtained. Otherwise, we usually choose the proper L_y and L_u that satisfy $n_y + 1 \leq L_y$ and $n_u + 1 \leq L_u$ in adaptive control. One reason is that the online estimated coefficients of redundant items $\Delta \mathbf{y}(k-n_y-1), \dots, \Delta \mathbf{y}(k-L_y+1)$, $\Delta \mathbf{u}(k-n_u-1), \dots, \Delta \mathbf{u}(k-L_u+1)$ might be close to zero. In the meantime the estimated coefficients of $\Delta \mathbf{y}(k), \dots, \Delta \mathbf{y}(k-n_y)$ and $\Delta \mathbf{u}(k), \dots, \Delta \mathbf{u}(k-n_u)$ will be more close to the true values, compared to $0 \leq L_y \leq n_y$ and $1 \leq L_u \leq n_u$.

III. FFDL-MFAC DESIGN AND STABILITY ANALYSIS

This section provides the design and stability analysis methods for MFAC.

A. Design of Model-Free Adaptive Control

We rewrite (3) into (4).

$$\mathbf{y}(k+1) = \mathbf{y}(k) + \boldsymbol{\varphi}(k) \Delta \mathbf{h}(k) \quad (4)$$

A control input criterion function is given as:

$$J = [\mathbf{y}^*(k+1) - \mathbf{y}(k+1)]^T [\mathbf{y}^*(k+1) - \mathbf{y}(k+1)] + \Delta \mathbf{u}^T(k) \boldsymbol{\lambda} \Delta \mathbf{u}(k) \quad (5)$$

where $\boldsymbol{\lambda} = \text{diag}(\lambda_1, \dots, \lambda_{M_u})$ is the weighted diagonal matrix and $\lambda_i (i=1, \dots, M_u)$ are equal to λ for the system analysis, according to [3]; $\mathbf{y}^*(k+1) = [y_1^*(k+1), \dots, y_m^*(k+1)]^T$ is the desired trajectory vector.

We substitute (4) into (5) and solve the optimization condition $\partial J / \partial \Delta \mathbf{u}(k) = 0$ to have:

$$[\boldsymbol{\Phi}_{L_y+1}^T(k) \boldsymbol{\Phi}_{L_y+1}(k) + \boldsymbol{\lambda}] \Delta \mathbf{u}(k) = \boldsymbol{\Phi}_{L_y+1}^T(k) [(\mathbf{y}^*(k+1) - \mathbf{y}(k)) - \sum_{i=1}^{L_y} \boldsymbol{\Phi}_i(k) \Delta \mathbf{y}(k-i+1) - \sum_{i=L_y+2}^{L_y+L_u} \boldsymbol{\Phi}_i(k) \Delta \mathbf{u}(k-i+1)] \quad (6)$$

Remark 2: If $\boldsymbol{\lambda} = \mathbf{0}$, (6) may be the optimal solution for the tracking error control. It was also shown in [a] for SISO systems.

B. Stability Analysis of FFDL-MFAC

This section provides the performance analysis of MFAPC.

We define

$$\boldsymbol{\phi}_{L_y}(z^{-1}) = \boldsymbol{\Phi}_1(k) + \dots + \boldsymbol{\Phi}_{L_y}(k) z^{-L_y+1} \quad (7)$$

$$\boldsymbol{\phi}_{L_u}(z^{-1}) = \boldsymbol{\Phi}_{L_y+1}(k) + \dots + \boldsymbol{\Phi}_{L_y+L_u}(k) z^{-L_u+1} \quad (8)$$

where z^{-1} is the backward shift operator.

Then (5) is rewritten as

$$\Delta \mathbf{y}(k+1) = \boldsymbol{\phi}_{L_y}(z^{-1}) \Delta \mathbf{y}(k) + \boldsymbol{\phi}_{L_u}(z^{-1}) \Delta \mathbf{u}(k) \quad (9)$$

From (6)-(9), we have the following closed-loop system equations:

$$\begin{aligned} & [\Delta \lambda [\mathbf{I} - z^{-1} \boldsymbol{\phi}_{L_y}(z^{-1})] + \boldsymbol{\phi}_{L_u}(z^{-1}) \boldsymbol{\Phi}_{L_y+1}^T(k)] \mathbf{y}(k) \\ & = \boldsymbol{\phi}_{L_u}(z^{-1}) \boldsymbol{\Phi}_{L_y+1}^T(k) \mathbf{y}^*(k) \end{aligned} \quad (10)$$

$$\begin{aligned} & [\Delta \lambda \mathbf{I} + \boldsymbol{\phi}_{L_u}(z^{-1}) \boldsymbol{\Phi}_{L_y+1}^T(k) [\mathbf{I} - z^{-1} \boldsymbol{\phi}_{L_y}(z^{-1})]^{-1}] \boldsymbol{\phi}_{L_u}(z^{-1}) \mathbf{u}(k) \\ & = \boldsymbol{\phi}_{L_u}(z^{-1}) \boldsymbol{\Phi}_{L_y+1}^T(k) \mathbf{y}^*(k+1) \end{aligned} \quad (11)$$

Theorem 2: Assume

(1) $\text{rank}[\boldsymbol{\phi}_{L_u}(z^{-1})] = M_y$ ($M_u \geq M_y$).

(2) By tuning λ , we can obtain the inequation:

$$\mathbf{T} = \Delta \lambda [\mathbf{I} - z^{-1} \boldsymbol{\phi}_{L_y}(z^{-1})] + \boldsymbol{\phi}_{L_u}(z^{-1}) \boldsymbol{\Phi}_{L_y+1}^T(k) \neq \mathbf{0}, \quad |z| > 1 \quad (12)$$

which determines the poles of the system. Then (6) guarantees the stability of the system according to [6]-[7].

Furthermore, the steady-state error (static error) of the unit-ramp response of the system is

$$\begin{aligned} \lim_{k \rightarrow \infty} e(k) &= \lim_{z \rightarrow 1} \frac{z-1}{z} (\mathbf{I} - \mathbf{T}^{-1} \boldsymbol{\phi}_{L_u}(z^{-1}) \boldsymbol{\Phi}_{L_y+1}^T(k)) \frac{T_s z}{(z-1)^2} \\ &= \lim_{z \rightarrow 1} (\mathbf{T}^{-1} \lambda [\mathbf{I} - z^{-1} \boldsymbol{\phi}_{L_y}(z^{-1})]) T_s \end{aligned} \quad (13)$$

where T_s represent the sample time constant, and

Evidently, the static error of ramp response of the system is proportional to λ . Furthermore, the steady-state error will be eliminated ($\lim_{k \rightarrow \infty} e(k) = \mathbf{0}$) when $\lambda = \mathbf{0}$ and $M_u \geq M_y$. This noticeable result is distinct from [1]-[5] which have proved that the convergence of tracking error is guaranteed provided that

λ is large enough. Moreover, the static error will be removed theoretically by choosing $\lambda = \mathbf{0}$, when the desired trajectory is $k^n \cdot [1, \dots, 1]_{1 \times M_y}^T$ ($0 < n < \infty$). We omit the proof and please refer to [a] for more details.

If $\text{rank}[\phi_{u_i}(z^{-1})] = M_u$ ($M_u < M_y$), we will have the similar stability proof, however, the static error can hardly be guaranteed to be zero.

Remark 3: If the system is intensively nonlinear, the obtained $\phi(k)$ may change apparently from time k to $k+1$, which always leads to poor system behaviors. To this end, we suggests applying iterative MFAC controller in the way of [c]. The controller will be

$$\Delta \mathbf{u}_{(i)}(k) = \left(\lambda_{(i)}(k) + \left[\frac{\partial \mathbf{f}}{\partial \mathbf{u}_{(i-1)}(k)} \right]^T \frac{\partial \mathbf{f}}{\partial \mathbf{u}_{(i-1)}(k)} \right)^{-1} \left(\frac{\partial \mathbf{f}}{\partial \mathbf{u}_{(i-1)}(k)} \right)^T \cdot \left[\mathbf{y}^*(k+1) - \mathbf{y}_{(i)}(k) - \sum_{j=1}^{ny+1} \frac{\partial \mathbf{f}}{\partial \mathbf{y}_{(i-j)}(k)} \Delta \mathbf{y}_{(i-j+1)}(k) - \sum_{j=2}^{nu+1} \frac{\partial \mathbf{f}}{\partial \mathbf{u}_{(i-j)}(k)} \Delta \mathbf{u}_{(i-j+1)}(k) \right] \quad (14)$$

where (i) denotes the iteration count before the control inputs are sent to the system at the time of k .

IV. SIMULATION

For more knowledge and definitions of variables, please refer to [c].

Example 1: We consider a robot with three links $l_1=5, l_2=l_3=7$ as shown in Fig. 1.

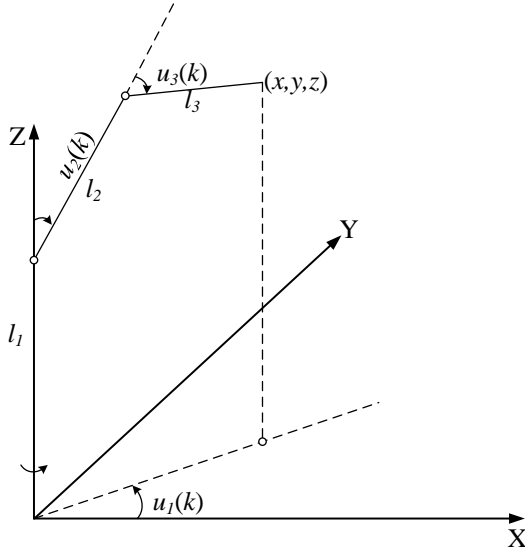


Fig. 1 Robot model

The outputs of the system are the position (x, y, z) of the robot manipulator in task space. The inputs of the system are the angles $u_1(t), u_2(t), u_3(t)$ of the robot in joint space. The system model is

$$\begin{aligned} x(k+1) &= (l_2 \sin(u_2(k)) + l_3 \sin(u_2(k) + u_3(k))) \cos(u_1(k)) \\ y(k+1) &= (l_2 \sin(u_2(k)) + l_3 \sin(u_2(k) + u_3(k))) \sin(u_1(k)) \\ z(k+1) &= l_1 + l_2 \cos(u_2(k)) + l_3 \cos(u_2(k) + u_3(k)) \end{aligned} \quad (15)$$

We take partial derivation of equation (15) to have the equivalent-dynamic-linearization model:

$$\Delta \mathbf{y}(k+1) = \begin{bmatrix} \Delta x(k+1) \\ \Delta y(k+1) \\ \Delta z(k+1) \end{bmatrix} = \Phi(k) \begin{bmatrix} \Delta u_1(k) \\ \Delta u_2(k) \\ \Delta u_3(k) \end{bmatrix} \quad (16)$$

where $\Phi(k)$ represents the pseudo Jacobian matrix. The desired output trajectory is considered as a helical curve:

$$\begin{aligned} x^*(k) &= 4 + 3 \sin(\pi k / 50) \\ y^*(k) &= 3 \cos(\pi k / 50) \\ z^*(k) &= 5 + k / 200 \end{aligned} \quad k \leq 800$$

The initial values are $[x(1), y(1), z(1)] = 0$, $u_1(1) = u_2(1) = u_3(1) = 0$, nevertheless these initial settings do not suffice the actual forward kinematic of robot. The initial controller parameter is $\lambda = \text{daig}(\lambda, \dots, \lambda)$, $\lambda = 2$.

In order to remove the static error and to make sure the system stable, we applied the MFAC controller with $L_y = 0$, $L_u = 1$:

$$\Delta \mathbf{u}(k) = [\Phi^T(k) \Phi(k) + \lambda(k) \mathbf{I}]^{-1} \Phi^T(k) [\mathbf{y}^*(k+1) - \mathbf{y}(k)] \quad (17)$$

$$\text{If } \|\mathbf{y}^*(k+1) - \mathbf{y}(k)\|_2 > 1$$

$$\lambda(k) = 1.2 \cdot \lambda(k-1)$$

$$\text{else } \lambda(k) = \lambda(k-1) / 1.02$$

where $\mathbf{y}^*(k+1) = [x^*(k+1), y^*(k+1), z^*(k+1)]^T$ is the desired trajectory, $\|\bullet\|_2$ is the norm of the vector, and the current position is $\mathbf{y}(k) = [x(k), y(k), z(k)]^T$.

The outputs of the system controlled by MFAC and the value of controller parameter λ are shown in Fig. 2. The control inputs are shown in Fig. 3. Fig. 4 shows the time-varying elements in $\Phi(k)$ of MFAC.

Since the initial value of inputs and outputs of the system violates the kinematic of robot, the beginning tracking performance is not well. Simultaneously, λ increases to enhance the robustness of the system. After the system is stable with the tracking error of the system lower than 1 at time of 27, λ decreases to guarantee the convergence of the tracking error.

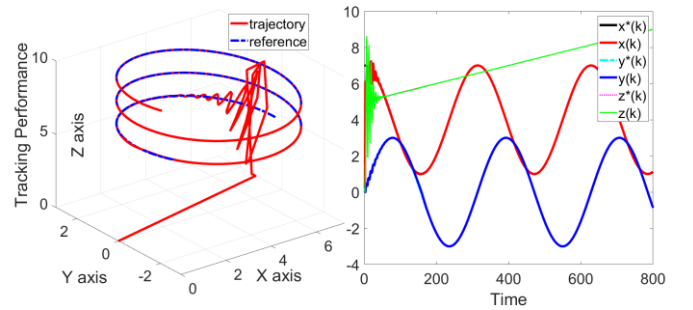
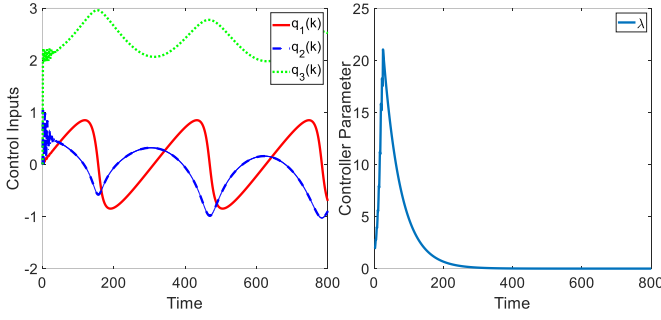
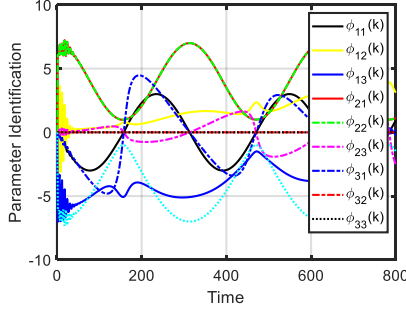


Fig. 2 Tracking performance

Fig. 3 Control inputs and controller parameter λ Fig. 4 Elements in PJM $\Phi(k)$

V. CONCLUSION

In this brief, we have figured out that some MFAC methods are not studied in a proper way. To this end, a kind of MFAC for a family of multivariable nonlinear systems is redesigned in this brief and then the stability of the system and the chosen parameter λ are analyzed by the closed-loop function. At last, we exhibit an appropriate and successful application in the robotic manipulator control.

APPENDIX

Proof of Theorem 1

Proof: Case 1: $L_y \leq n_y$ and $L_u \leq n_u$

From (1), we have

$$\begin{aligned} \Delta \mathbf{y}(k+1) = & \mathbf{f}(\mathbf{y}(k), \dots, \mathbf{y}(k-L_y+1), \mathbf{y}(k-L_y), \dots, \mathbf{y}(k-n_y), \mathbf{u}(k), \\ & \dots, \mathbf{u}(k-L_u+1), \mathbf{u}(k-L_u), \dots, \mathbf{u}(k-n_u)) \\ & - \mathbf{f}(\mathbf{y}(k-1), \dots, \mathbf{y}(k-L_y), \mathbf{y}(k-L_y-1), \dots, \mathbf{y}(k-n_y), \mathbf{u}(k-1), \\ & \dots, \mathbf{u}(k-L_u), \mathbf{u}(k-L_u-1), \dots, \mathbf{u}(k-n_u)) \\ & + \mathbf{f}(\mathbf{y}(k-1), \dots, \mathbf{y}(k-L_y), \mathbf{y}(k-L_y), \dots, \mathbf{y}(k-n_y), \mathbf{u}(k-1), \\ & \dots, \mathbf{u}(k-L_u), \mathbf{u}(k-L_u), \dots, \mathbf{u}(k-n_u)) \\ & - \mathbf{f}(\mathbf{y}(k-1), \dots, \mathbf{y}(k-L_y), \mathbf{y}(k-L_y-1), \dots, \mathbf{y}(k-n_y-1), \\ & \mathbf{u}(k-1), \dots, \mathbf{u}(k-L_u), \mathbf{u}(k-L_u-1), \dots, \mathbf{u}(k-n_u-1)) \end{aligned} \quad (18)$$

On the basis of *Assumption 1* and the definition of differentiability in [11], (18) becomes

$$\begin{aligned} \Delta \mathbf{y}(k+1) = & \frac{\partial \mathbf{f}}{\partial \mathbf{y}(k)} \Delta \mathbf{y}(k) + \dots + \frac{\partial \mathbf{f}}{\partial \mathbf{y}(k-L_y+1)} \Delta \mathbf{y}(k-L_y+1) \\ & + \frac{\partial \mathbf{f}}{\partial \mathbf{u}(k)} \Delta \mathbf{u}(k) + \dots + \frac{\partial \mathbf{f}}{\partial \mathbf{u}(k-L_u+1)} \Delta \mathbf{u}(k-L_u+1) \\ & + \varepsilon_1 \Delta \mathbf{y}(k) + \dots + \varepsilon_{L_y} \Delta \mathbf{y}(k-L_y+1) + \varepsilon_{L_y+1} \Delta \mathbf{u}(k) + \dots \\ & + \varepsilon_{L_y+L_u} \Delta \mathbf{u}(k-L_u+1) + \boldsymbol{\psi}(k) \end{aligned} \quad (19)$$

or

$$\begin{aligned} \Delta \mathbf{y}(k+1) = & \frac{\partial \mathbf{f}}{\partial \mathbf{y}(k-1)} \Delta \mathbf{y}(k) + \dots + \frac{\partial \mathbf{f}}{\partial \mathbf{y}(k-L_y)} \Delta \mathbf{y}(k-L_y+1) \\ & + \frac{\partial \mathbf{f}}{\partial \mathbf{u}(k-1)} \Delta \mathbf{u}(k) + \dots + \frac{\partial \mathbf{f}}{\partial \mathbf{u}(k-L_u)} \Delta \mathbf{u}(k-L_u+1) \\ & + \varepsilon_1 \Delta \mathbf{y}(k) + \dots + \varepsilon_{L_y} \Delta \mathbf{y}(k-L_y+1) + \varepsilon_{L_y+1} \Delta \mathbf{u}(k) + \dots \\ & + \varepsilon_{L_y+L_u} \Delta \mathbf{u}(k-L_u+1) + \boldsymbol{\psi}(k) \end{aligned} \quad (20)$$

where

$$\begin{aligned} \boldsymbol{\psi}(k) \triangleq & \mathbf{f}(\mathbf{y}(k-1), \dots, \mathbf{y}(k-L_y), \mathbf{y}(k-L_y), \dots, \mathbf{y}(k-n_y), \\ & \mathbf{u}(k-1), \dots, \mathbf{u}(k-L_u), \mathbf{u}(k-L_u), \dots, \mathbf{u}(k-n_u)) \\ & - \mathbf{f}(\mathbf{y}(k-1), \dots, \mathbf{y}(k-L_y), \mathbf{y}(k-L_y-1), \dots, \mathbf{y}(k-n_y-1), \\ & \mathbf{u}(k-1), \dots, \mathbf{u}(k-L_u), \mathbf{u}(k-L_u-1), \dots, \mathbf{u}(k-n_u-1)) \end{aligned} \quad (21)$$

$$\frac{\partial \mathbf{f}}{\partial \mathbf{y}(k-i)} = \begin{bmatrix} \frac{\partial f_1}{\partial y_1(k-i)} & \frac{\partial f_1}{\partial y_2(k-i)} & \dots & \frac{\partial f_1}{\partial y_{M_y}(k-i)} \\ \frac{\partial f_2}{\partial y_1(k-i)} & \frac{\partial f_2}{\partial y_2(k-i)} & \dots & \frac{\partial f_2}{\partial y_{M_y}(k-i)} \\ \vdots & \vdots & \ddots & \vdots \\ \frac{\partial f_m}{\partial y_1(k-i)} & \frac{\partial f_m}{\partial y_2(k-i)} & \dots & \frac{\partial f_m}{\partial y_{M_y}(k-i)} \end{bmatrix}, \quad 0 \leq i \leq L_y - 1$$

$$\frac{\partial \mathbf{f}}{\partial \mathbf{u}(k-j)} = \begin{bmatrix} \frac{\partial f_1}{\partial u_1(k-j)} & \frac{\partial f_1}{\partial u_2(k-j)} & \dots & \frac{\partial f_1}{\partial u_{M_u}(k-j)} \\ \frac{\partial f_2}{\partial u_1(k-j)} & \frac{\partial f_2}{\partial u_2(k-j)} & \dots & \frac{\partial f_2}{\partial u_{M_u}(k-j)} \\ \vdots & \vdots & \ddots & \vdots \\ \frac{\partial f_m}{\partial u_1(k-j)} & \frac{\partial f_m}{\partial u_2(k-j)} & \dots & \frac{\partial f_m}{\partial u_{M_u}(k-j)} \end{bmatrix}, \quad 0 \leq j \leq L_u - 1$$

denote the partial derivative of $\mathbf{f}(\dots)$ with respect to the $(i+1)$ -th vector, the (n_y+2+j) -th vector at some point within

$$[\mathbf{y}(k), \dots, \mathbf{y}(k-L_y+1), \mathbf{y}(k-L_y), \dots, \mathbf{y}(k-n_y), \mathbf{u}(k), \dots, \mathbf{u}(k-L_u+1), \mathbf{u}(k-L_u), \dots, \mathbf{u}(k-n_u)]$$

and $[y(k-1), \dots, y(k-L_y), y(k-L_y), \dots, y(k-n_y), u(k-1), \dots, u(k-L_u), u(k-L_u), \dots, u(k-n_u)]$ respectively. And $\varepsilon_1, \dots, \varepsilon_{L_y+L_u}$ are functions that depend only on $\Delta y(k), \dots, \Delta y(k-L_y+1), \Delta u(k), \dots, \Delta u(k-L_u+1)$, with $(\varepsilon_1, \dots, \varepsilon_{L_y+L_u}) \rightarrow (0, \dots, 0)$ when $(\Delta y(k), \dots, \Delta y(k-L_y+1), \Delta u(k), \dots, \Delta u(k-L_u+1)) \rightarrow (0, \dots, 0)$.

Both (19) and (20) satisfy the definition of differentiability. Because of space limitations, we use (19) in the proof to be consistent with [3] and use (20) in experiments.

We consider the following equation with the vector $\eta(k)$ for each time k :

$$\psi(k) = \eta^T(k) \Delta H(k) \quad (22)$$

Owing to $\|\Delta H(k)\| \neq 0$, (22) must have at least one solution $\eta^*(k)$. Let

$$\phi_L(k) = \eta^*(k) + \left[\frac{\partial f}{\partial y(k)} + \varepsilon_1, \dots, \frac{\partial f}{\partial y(k-L_y+1)} + \varepsilon_{L_y}, \frac{\partial f}{\partial u(k)} + \varepsilon_{L_y+1}, \dots, \frac{\partial f}{\partial u(k-L_u+1)} + \varepsilon_{L_y+L_u} \right]^T \quad (23)$$

Then (19) can be described as follow:

$$\Delta y(k+1) = \phi_L^T(k) \Delta H(k) \quad (24)$$

Case 2: $L_y = n_y + 1$ and $L_u = n_u + 1$

On the basis of *Assumption 1* and the definition of differentiability in [11], (1) becomes

$$\begin{aligned} \Delta y(k+1) = & \frac{\partial f}{\partial y(k)} \Delta y(k) + \dots + \frac{\partial f}{\partial y(k-n_y)} \Delta y(k-n_y) \\ & + \frac{\partial f}{\partial u(k)} \Delta u(k) + \dots + \frac{\partial f}{\partial u(k-n_u)} \Delta u(k-n_u) \\ & + \varepsilon_1 \Delta y(k) + \dots + \varepsilon_{L_y} \Delta y(k-n_y) + \varepsilon_{L_y+1} \Delta u(k) + \dots \\ & + \varepsilon_{L_y+L_u} \Delta u(k-n_u) \end{aligned} \quad (25)$$

and we let

$$\phi_L(k) = \left[\frac{\partial f}{\partial y(k)} + \varepsilon_1, \dots, \frac{\partial f}{\partial y(k-n_y)} + \varepsilon_{L_y}, \frac{\partial f}{\partial u(k)} + \varepsilon_{L_y+1}, \dots, \frac{\partial f}{\partial u(k-n_u)} + \varepsilon_{L_y+L_u} \right]^T \quad (26)$$

to describe (26) as follow:

$$\Delta y(k+1) = \phi_L^T(k) \Delta H(k) \quad (27)$$

, with $(\varepsilon_1, \dots, \varepsilon_{L_y+L_u}) \rightarrow (0, \dots, 0)$, i.e., $\phi_L(k) \rightarrow \left[\frac{\partial f}{\partial y(k)}, \dots, \frac{\partial f}{\partial y(k-n_y)}, \frac{\partial f}{\partial u(k)}, \dots, \frac{\partial f}{\partial u(k-n_u)} \right]^T$ in nonlinear systems, when

$(\Delta y(k), \dots, \Delta y(k-n_y), \Delta u(k), \dots, \Delta u(k-n_u)) \rightarrow (0, \dots, 0)$. As to linear systems, we will always have $\phi_L(k) = \left[\frac{\partial f}{\partial y(k)}, \dots, \frac{\partial f}{\partial y(k-n_y)}, \frac{\partial f}{\partial u(k)}, \dots, \frac{\partial f}{\partial u(k-n_u)} \right]^T$, no matter what $(\Delta y(k), \dots, \Delta y(k-n_y), \Delta u(k), \dots, \Delta u(k-n_u))$ is.

Case 3: $L_y > n_y + 1$ and $L_u > n_u + 1$

On the basis of *Assumption 1* and the definition of differentiability in [11], (1) becomes

$$\begin{aligned} \Delta y(k+1) = & \frac{\partial f}{\partial y(k)} \Delta y(k) + \dots + \frac{\partial f}{\partial y(k-n_y)} \Delta y(k-n_y) \\ & + \frac{\partial f}{\partial u(k)} \Delta u(k) + \dots + \frac{\partial f}{\partial u(k-n_u)} \Delta u(k-n_u) \\ & + \varepsilon_1 \Delta y(k) + \dots + \varepsilon_{n_y+1} \Delta y(k-n_y) + \varepsilon_{L_y+1} \Delta u(k) + \dots \\ & + \varepsilon_{L_y+n_u+1} \Delta u(k-n_u) \end{aligned} \quad (28)$$

Define

$$\eta(k) = \varepsilon_1 \Delta y(k) + \dots + \varepsilon_{n_y+1} \Delta y(k-n_y) + \varepsilon_{L_y+1} \Delta u(k) + \dots + \varepsilon_{L_y+n_u+1} \Delta u(k-n_u) \quad (29)$$

We consider the following equation with the vector $\eta(k)$ for each time k :

$$\eta(k) = \eta^T(k) \Delta H(k) \quad (30)$$

Owing to $\|\Delta H(k)\| \neq 0$, (30) must have at least one solution $\eta^*(k)$. Let

$$\phi_L(k) = \eta^*(k) + \left[\frac{\partial f}{\partial y(k)}, \dots, \frac{\partial f}{\partial y(k-n_y)}, 0, \dots, 0, \frac{\partial f}{\partial u(k)}, \dots, \frac{\partial f}{\partial u(k-n_u)}, 0, \dots, 0 \right]^T \quad (31)$$

Then (28) can be described as (24).

Case 4: $L_y \geq n_y + 1$ and $1 \leq L_u < n_u + 1$; $0 \leq L_y < n_y + 1$ and $L_u \geq n_u + 1$.

The proof of Case 4 is similar to the above process, we omit it. We finished the proof of *Theorem 1*.

REFERENCES

- [1] Hou Z S, Xiong S S. On Model Free Adaptive Control and its Stability Analysis[J]. IEEE Transactions on Automatic Control, 2019, 64(11): 4555-4569.
- [2] Hou Z S, Jin S T, "A novel data-driven control approach for a class of discrete-time nonlinear systems[J]. IEEE Transaction on Control Systems Technology, 2011, 19(6): 1549-1558.
- [3] Hou Z S, Jin S T, Model Free Adaptive Control: Theory and Applications, CRC Press, Taylor and Francis Group, 2013
- [4] Hou Z S, Jin S T. Data-Driven Model-Free Adaptive Control for a Class of MIMO Nonlinear Discrete-Time Systems[J]. IEEE Transactions on Neural Networks, 2011, 22(12): 2173-2188.
- [5] Guo Y, Hou Z S, Liu S D, Jin S T. Data-Driven Model-Free Adaptive Predictive Control for a Class of MIMO Nonlinear Discrete-Time Systems With Stability Analysis[J]. IEEE Access, 2019: 102852-102866.
- [6] Chai T Y. Multivariable adaptive decoupling control and its application [M]. Beijing: Science Press, 2001.
- [7] Chai T Y, Yue H. Adaptive Control [M]. Beijing: Tsinghua University Press, 2015.
- [8] Sugihara T. Solvability-Unconcerned Inverse Kinematics by the Levenberg-Marquardt Method[J]. IEEE Transactions on Robotics, 2011, 27(5): 984-991.
- [9] Lynch K M, Park F C. Modern Robotics [M]. Cambridge University Press, 2017.

- [10] Craig J J. Introduction to Robotics: Mechanics and Control, Addison-Wesley, Boston, 2005.
- [11] Briggs W, Cochran L, Gillett B. Calculus [M]. Pearson, 2014.

- [a] Performance Analysis of Model-Free Adaptive Control
- [b] A New Model-Free Method for MIMO Systems and Discussion on Model-Free or Model-Based
- [c] Discussions on Inverse Kinematics based on Levenberg-Marquardt Method and Model-Free Adaptive (Predictive) Control