

Differentially Private Bayesian Inference for Generalized Linear Models

Tejas Kulkarni¹, Joonas Jälkö¹, Antti Koskela², Samuel Kaski^{1,3} and Antti Honkela²

¹ Helsinki Institute for Information Technology HIIT,
Department of Computer Science, Aalto University, Finland

² Helsinki Institute for Information Technology HIIT,
Department of Computer Science, University of Helsinki, Finland,

³ Department of Computer Science, University of Manchester, UK

Abstract

The framework of differential privacy (DP) upper bounds the information disclosure risk involved in using sensitive datasets for statistical analysis. A DP mechanism typically operates by adding carefully calibrated noise to the data release procedure. Generalized linear models (GLMs) are among the most widely used arms in data analyst’s repertoire. In this work, with logistic and Poisson regression as running examples, we propose a generic noise-aware Bayesian framework to quantify the parameter uncertainty for a GLM at hand, given noisy sufficient statistics. We perform a tight privacy analysis and experimentally demonstrate that the posteriors obtained from our model, while adhering to strong privacy guarantees, are similar to the non-private posteriors.

1 Introduction

Differential privacy (DP) [13] provides a strong framework for protecting the privacy of data subjects against privacy violations via models trained on their personal data. DP protection requires injecting noise to the learning process. Bayesian inference is a natural complement to DP, because it seeks to quantify the impact of noise to inference result in terms of quantifying the uncertainty of the result. In our work we seek to develop a Bayesian method to perform inference under DP and quantify the uncertainty caused by the injected noise for the widely used class of regression models, generalised linear models (GLMs).

Using Bayesian inference to counter the noise injected to ensure DP was first proposed by Williams and McSherry [45]. The process is fairly straightforward for models, where the joint distribution $\Pr[\mathbf{D}, \boldsymbol{\theta}, \mathbf{Z}]$ over the data \mathbf{D} , all parameters $\boldsymbol{\theta}$ and possible latent variables \mathbf{Z} of interest, is specified as part of the model. This was demonstrated in [5], which presents an efficient inference method for exponential family models of this form.

The problem becomes significantly more difficult for discriminative models such as regression models, where the model does not specify a distribution over the input data \mathbf{X} but only target outputs \mathbf{Y} and parameters $\Pr[\mathbf{Y}, \boldsymbol{\theta} \mid \mathbf{X}]$. This is because under DP we cannot observe \mathbf{X} directly, but the model does not specify a natural prior for it either. In order to solve this issue, we need to augment the model to include a prior for \mathbf{X} . This was first demonstrated by Bernstein and Sheldon [6], who developed a method for linear regression by placing a Gaussian prior on \mathbf{X} . The method relies on the ability to express the model via a sufficient statistic of fixed size, and hence only applies to linear regression.

In our work we extend this noise-aware DP Bayesian inference framework for a much broader class of regression models, GLMs. These include many of the most widely used statistical models, such

as logistic regression and Poisson regression. This is achieved through a polynomial approximation of the GLM that yields a finite sufficient statistic for the approximate model.

Related work. Linear models have received a huge amount of attention under DP since its proposal. The techniques for point estimates for regression parameters fall to five main categories, a) *objective perturbation* [10, 20, 27, 49], b) *output perturbation* [47, 50], c) *gradient perturbation* [1, 4], d) *subsample and aggregate* [3, 14, 38], and e) *sufficient statistic perturbation (SSP)* [31, 37, 40, 43]. Other representative works that specifically study *generalized linear models* (GLMs) more generally under various DP models include [21, 28, 35, 42, 41]. Only a handful of these works, e.g. [3, 37], quantify the uncertainty in the model parameter estimates via frequentist tools such as confidence intervals and hypothesis testing.

To quantify the uncertainty beyond the frequentist tools, many Bayesian inference techniques under DP setting have been proposed, starting from the seminal work of Williams and McSherry [45]. The field can be roughly clustered into three broad categories:

1. *sufficient statistics perturbation* based inference [6, 5, 15, 18, 33, 51]
2. *gradient perturbation* based Markov chain Monte Carlo (MCMC) [30, 51] and variational inference (VI) [22]
3. *DP posterior sampling* [12, 15, 16, 48, 51].

Categories 2 and 3 aim to provide a general-purpose solution for differentially private Bayesian inference. However, the output of these mechanisms is usually an approximation of the posterior distribution and convergence holds only under certain conditions, such as likelihood being Lipschitz smooth. Category 1 is most closely related to our work. In these works, posterior distribution of the model parameters is captured through perturbed sufficient statistics.

Among the several approaches proposed, inference techniques based on *sufficient statistics perturbation* stand out due to their computational efficiency and accuracy [43]. To efficiently capture the underlying posterior through perturbed sufficient statistics and to avoid systematic underestimation of the uncertainty for small to medium sized datasets, it is crucial to include the perturbation mechanism into the probabilistic model. Motivated by similar noise-aware models [5, 25, 26, 36, 46], Bernstein and Sheldon [6] developed a Gibbs sampler to obtain model posteriors for Bayesian linear regression, which has well-defined sufficient statistics. However, this work does not extend to GLMs due to lack of sufficient statistics. Also, as the covariate data is private in the DP setting, Bernstein and Sheldon note that we need to treat the covariates as latent variables which we only observe through perturbed sufficient statistics.

Main contributions. In this work, we demonstrate that the normal approximation [6] approach can be extended even to GLMs, for which the exact sufficient statistics are not available. Our generative model is based on the construction of *polynomial approximate sufficient statistics* for GLMs (PASS-GLM) originally introduced by Huggins *et al.* [19]. For GLMs logistic and Poisson regression, we first recover the closed form of the approximate sufficient statistics of the log-likelihood function using a Chebyshev polynomial expansion. We then give the latent sufficient statistics for a multi-variate normal model and recover the posterior from sufficient statistics perturbed with the analytic Gaussian mechanism and provide a tight sensitivity analysis. To the best of our knowledge, this is the first work that analyzes Poisson regression under DP constraints.

Polynomial approximations have been used in the frequentist solutions even in the context of DP [34, 39, 49] especially while perturbing the objective function at hand. For example, Zhang *et al.* [49] perturb the Chebyshev coefficients of polynomial representation of the objective function and release the optimal regression parameters for logistic and linear regression. In addition to the change in interpretation of probability, their technique differs from ours in a way that we perturb the sufficient statistics recovered from the polynomial expansion instead of polynomial coefficients.

2 Background

2.1 Differential Privacy (DP)

Assume a generic dataset $\mathbf{D} \in \mathbb{R}^{N \times d}$ containing d -dimensional records of N individuals. Let \mathbf{D}' be a copy of \mathbf{D} differing only at the i -th record for any $i \in [N]$. This relationship is symmetric and known as the neighborhood relation. Dwork *et al.* [13] proposed the following notion:

Definition 2.1. For $\epsilon \geq 0, \delta > 0$, a randomized mechanism \mathcal{M} satisfies (ϵ, δ) -differential privacy if for all neighbouring \mathbf{D} and \mathbf{D}' , and for all outputs $O \subseteq \text{Range}(\mathcal{M})$, the following constraint holds:

$$\Pr[\mathcal{M}(\mathbf{D}) \in O] \leq \exp(\epsilon) \times \Pr[\mathcal{M}(\mathbf{D}') \in O] + \delta. \quad (1)$$

A differentially private mechanism \mathcal{M} ensures that with probability at least $1 - \delta$, the distribution over the output of mechanism \mathcal{M} remains bounded (captured by parameter ϵ) whether or not an individual's record is used in \mathcal{M} 's execution, limiting the information disclosure risk born by each individual. Lower value of ϵ provides a stronger protection of privacy.

The condition (1) is satisfied, for example, by adding Gaussian noise to a function of the dataset such that every individual's contribution is masked. The concept of *sensitivity* measures the worst-case impact of an individual's record on the output of a function.

Definition 2.2. The L_2 sensitivity of a function $\mathbf{t} : \mathbb{R}^{N \times d} \rightarrow \mathbb{R}^m$ is defined as

$$\Delta_{\mathbf{t}} = \max_{\mathbf{D} \sim \mathbf{D}'} \|\mathbf{t}(\mathbf{D}) - \mathbf{t}(\mathbf{D}')\|_2,$$

where $\mathbf{D} \sim \mathbf{D}'$ means that \mathbf{D} and \mathbf{D}' are neighbouring datasets.

As will be clear in Section 3.4.1, use of (ϵ, δ) -DP instead of $(\epsilon, 0)$ -DP (which [6, 49] use) help remove the dependence on d in the sensitivity expressions.

Analytic Gaussian Mechanism [2]. Balle and Wang [2] proposed an algorithmic noise calibration strategy based on the Gaussian cumulative density function (CDF) to obtain a mechanism that adds the least amount of Gaussian noise for a target ϵ and δ .

Definition 2.3. (Analytic Gaussian Mechanism) For any $\epsilon \geq 0, \delta \in [0, 1]$, a mechanism $\mathcal{M}(\mathbf{D}) = \mathbf{t}(\mathbf{D}) + \zeta$ satisfies (ϵ, δ) -DP with $\zeta \sim \mathcal{N}(0, \sigma^2 \mathbf{I})$ iff.

$$\Phi\left(\frac{\Delta_{\mathbf{t}}}{2\sigma} - \frac{\epsilon\sigma}{\Delta_{\mathbf{t}}}\right) - \exp(\epsilon)\Phi\left(-\frac{\Delta_{\mathbf{t}}}{2\sigma} - \frac{\epsilon\sigma}{\Delta_{\mathbf{t}}}\right) \leq \delta. \quad (2)$$

We use Balle and Wang's implementation based on Algorithm 1 from [2] to find a minimal σ that satisfies the condition (2).

2.2 Generalized linear models

Generalized linear models [32] (GLMs) include some of the most commonly used statistical models. GLMs extend linear regression by allowing for the possibility of more general outcome distributions such as binary, count, and heavy-tailed observations, and using a linear model for the mean parameter of the outcome distribution.

Denoting the input $\mathbf{x} \in \mathbb{R}^d$ and unknown regression parameter $\boldsymbol{\theta} \in \mathbb{R}^d$, GLMs use a link function to associate the linear model $\mathbf{x}^T \boldsymbol{\theta}$ to the mean of a response variable $y \in \mathbb{R}$ as $\mathbb{E}[y] = \mu = g^{-1}(\mathbf{x}^T \boldsymbol{\theta})$, where $g^{-1} : \mathbb{R} \rightarrow \mathbb{R}$ is the inverse link function. Typical examples of GLMs include logistic regression with binomial model for y and logistic link $g(\mu) = \log(\frac{\mu}{1-\mu})$, as well as Poisson regression with Poisson distribution for y , usually combined with the log-link $g(\mu) = \log(\mu)$.

2.3 Bayesian inference based on sufficient statistics

For certain statistical models, the information about data needed for parameter inference can be captured by a limited number of *sufficient statistics*. Sufficient statistics are available for models in the exponential family (EF), of which the linear regression is a common example. For Bayesian linear regression, the sufficient statistics are $\mathbf{s} = \sum_{i=1}^N \mathbf{t}(\mathbf{x}_i, y_i) = [\mathbf{X}^T \mathbf{X}, \mathbf{X}^T \mathbf{y}, \mathbf{y}^T \mathbf{y}]$,

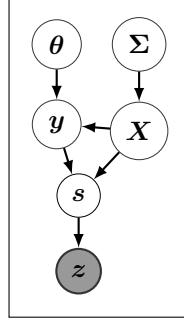


Figure 1: Differentially Private Bayesian GLM

where $\mathbf{X} \in \mathbb{R}^{N \times d}$. With access to \mathbf{s} ($\mathcal{O}(N)$ operation), we can evaluate the total log-likelihood $\log(\prod_{i=1}^N \Pr[y_i | \mathbf{x}_i, \boldsymbol{\theta}]) = \sum_{i=1}^N \log(y_i | \mathbf{x}_i, \boldsymbol{\theta})$ or its gradients in nearly a constant time. As a consequence, running time of a training algorithm taking K passes over data reduces substantially to $\mathcal{O}(N + K)$ from $\mathcal{O}(NK)$.

Privacy-preserving posterior inference with sufficient statistics. Consider a conditional probabilistic model $p(\mathbf{y} | \boldsymbol{\theta}, \mathbf{X})$ where the information in (\mathbf{y}, \mathbf{X}) needed for inference of $\boldsymbol{\theta}$ can be represented by sufficient statistics \mathbf{s} . Let $\boldsymbol{\theta} \in \mathbb{R}^d$ denote the regression parameters. In order to adapt the model for DP, we need to make additional assumptions on \mathbf{X} . Here we assume $\mathbf{X} \sim \mathcal{N}(\mathbf{0}, \boldsymbol{\Sigma})$, where $\boldsymbol{\Sigma} \in \mathbb{R}^{d \times d}$ is an additional parameter denoting the input data covariance matrix. We guarantee privacy by operating solely on the perturbed sufficient statistics, denoted by $\mathbf{z} \in \mathbb{R}^m$. The noise-aware joint posterior distribution of the model parameters $\boldsymbol{\theta}, \boldsymbol{\Sigma}$, given noisy sufficient statistics \mathbf{z} is

$$\begin{aligned} \Pr[\boldsymbol{\theta}, \boldsymbol{\Sigma} | \mathbf{z}] &\propto \Pr[\boldsymbol{\theta}, \boldsymbol{\Sigma}, \mathbf{z}] = \int_{\mathbf{s}} \Pr[\boldsymbol{\theta}, \boldsymbol{\Sigma}, \mathbf{s}, \mathbf{z}] d\mathbf{s} \\ &= \int_{\mathbf{s}} \Pr[\boldsymbol{\theta}] \Pr[\boldsymbol{\Sigma}] \Pr[\mathbf{s} | \boldsymbol{\theta}, \boldsymbol{\Sigma}] \Pr[\mathbf{z} | \mathbf{s}] d\mathbf{s}, \end{aligned} \quad (3)$$

where $\Pr[\boldsymbol{\theta}]$ and $\Pr[\boldsymbol{\Sigma}]$ are the priors for model parameters and the privacy inducing noise is quantified by the term $\Pr[\mathbf{z} | \mathbf{s}]$. Figure 1 depicts above model. The remaining challenge is to define the probabilistic model for the latent sufficient statistics \mathbf{s} .

Normal approximation of \mathbf{s} . We obtain the sufficient statistic distribution $\Pr[\mathbf{s} | \boldsymbol{\theta}, \boldsymbol{\Sigma}]$ by marginalizing over the data:

$$\Pr[\mathbf{s} | \boldsymbol{\theta}, \boldsymbol{\Sigma}] = \int_{\mathbf{X}, \mathbf{y}: t(\mathbf{X}, \mathbf{y}) = \mathbf{s}} \Pr[\mathbf{X}, \mathbf{y} | \boldsymbol{\theta}, \boldsymbol{\Sigma}] d\mathbf{X} d\mathbf{y}.$$

However, this integral is in general intractable due to (possibly infinite) number of combinations of $\mathbf{X} \in \mathbb{R}^{N \times d}$, $\mathbf{y} \in \mathbb{R}^N$ that produce the sufficient statistic \mathbf{s} . As \mathbf{s} is a sum of individual sufficient statistics $t(\mathbf{x}_i, y_i)$, Bernstein and Sheldon [6] proposed to approximate $\Pr[\mathbf{s} | \boldsymbol{\theta}, \boldsymbol{\Sigma}]$ as a multivariate normal distribution $\mathcal{N}(\mathbf{s} | N\boldsymbol{\mu}_s, N\boldsymbol{\Sigma}_s)$, according to the central limit theorem,¹ with mean $\boldsymbol{\mu}_s = \mathbb{E}[\mathbf{s}]$ and covariance $\boldsymbol{\Sigma}_s = \text{Cov}[\mathbf{s}]$.

3 Our Solution

3.1 Model and problem formulation

We consider the usual trusted aggregator setting of DP where a dataset $\mathbf{D} = \{\mathbf{X}, \mathbf{y}\} = \{\mathbf{x}_i, y_i\}_{i=1}^N$ is a multiset of N observations and we model $\mathbf{x}_i \in \mathbb{R}^d$ as $\mathbf{x}_i \sim \mathcal{N}^d(\mathbf{0}, \boldsymbol{\Sigma})$, with an unknown covariance matrix $\boldsymbol{\Sigma} \in \mathbb{R}^{d \times d}$. The aggregator approximates the sufficient statistics for a specific GLM for \mathbf{D} and releases a perturbed version $\mathbf{z} = \sum_{i=1}^N t(\mathbf{x}_i, y_i) + \boldsymbol{\zeta}$ with noise $\boldsymbol{\zeta}$ drawn from the

¹The central limit theorem ensures the asymptotic accuracy of this approximation.

analytic Gaussian mechanism defined in Section 2.1. The aggregator also releases the details of the target GLM and DP mechanism. With access to \mathbf{z} and the noise mechanism, our goal is to design a noise-aware method for inferring the posterior distributions of the model parameters $\boldsymbol{\theta}$ and $\boldsymbol{\Sigma}$ for representative GLMs — logistic and Poisson regression.

3.2 PASS-GLM

Huggins *et al.* [19] generalize the log-likelihoods of GLMs as a summation over K functions:

$$\log(\Pr[y \mid \mathbf{x}, \boldsymbol{\theta}]) = \sum_{k=1}^K y^{\alpha_k} \phi_{(k)}(y^{\beta_k} \mathbf{x}^T \boldsymbol{\theta} - a_k y), \quad (4)$$

In Equation (4), $\alpha_k, \beta_k, a_k \in \{1, 0\}$ are binary flags and the functions $\phi_{(k)}$ depend on the structure of the GLM under consideration. In this work, we will only focus on the logistic and Poisson regression.

Logistic regression. For logistic regression, plugging $K = 1$, $\alpha_1 = a_k = 0$ and $\beta_1 = 1$, results in

$$\log(\Pr[y \mid \mathbf{x}, \boldsymbol{\theta}]) = \phi_{(1)}(y \mathbf{x}^T \boldsymbol{\theta}) = -\log(1 + \exp(-y \mathbf{x}^T \boldsymbol{\theta}))$$

Huggins *et al.* propose approximating the function $\phi_{(1)}(y \mathbf{x}^T \boldsymbol{\theta})$ using a polynomial expansion of order M . The Chebyshev polynomial expansion for $\phi_M(y \mathbf{x}^T \boldsymbol{\theta})$ is

$$\begin{aligned} \phi_{(1)}(y \mathbf{x}^T \boldsymbol{\theta}) &\approx \phi_M(y \mathbf{x}^T \boldsymbol{\theta}) = \sum_{m=0}^M c_m^M (y \mathbf{x}^T \boldsymbol{\theta})^m \\ &= \sum_{m=0}^M c_m^M \sum_{\mathbf{e} \in \mathbb{N}^d: \sum_j e_j = m} \binom{m}{\mathbf{e}} (\mathbf{x} y)^{\mathbf{e}} (\boldsymbol{\theta})^{\mathbf{e}}, \end{aligned}$$

where we denote $[\mathbf{x}]^{\mathbf{e}} = \prod_{i=1}^d x_i^{e_i}$. In the above expression, $\binom{m}{\mathbf{e}} = \frac{m!}{\prod_{j=1}^d e_j!}$ are the multinomial coefficients and $c_m^M \in \mathbb{R}$ are the Chebyshev coefficients. For each input $\mathbf{x} \in \mathbb{R}^d, y \in \{-1, 1\}$, the approximate sufficient statistics $\mathbf{t}(\mathbf{x}, y)$ and natural parameter $\boldsymbol{\eta}(\boldsymbol{\theta})$ contains $\binom{d+M}{d}$ terms and these have the following form:

$$\mathbf{t}(\mathbf{x}, y) = \left\{ [y \mathbf{x}]^{\mathbf{e}} \right\}_{\mathbf{e} \in \mathbf{E}} \text{ and } \boldsymbol{\eta}(\boldsymbol{\theta}) = \left\{ \left[\binom{m}{\mathbf{k}} c_m^M \right]^{\mathbf{e}} \right\}_{\mathbf{e} \in \mathbf{E}},$$

where \mathbf{E} is a set of all $\mathbf{e} \in \mathbb{N}^d$ such that $\sum_j e_j = m$ for all $m \leq M$. Figure 2 provides an example of $\mathbf{t}(\mathbf{x}, y)$ for logistic regression. The first co-ordinate of $\mathbf{t}(\mathbf{x}, y)$ is always 1, followed by d linear

$$\mathbf{t}(\mathbf{x}, y) = [1, x_1 y, x_2 y, x_3 y, x_4 y, x_1^2 y^2, x_2^2 y^2, x_3^2 y^2, x_4^2 y^2, x_1 x_2 y^2, x_1 x_3 y^2, x_1 x_4 y^2, x_2 x_3 y^2, x_2 x_4 y^2, x_3 x_4 y^2]$$

Figure 2: An example of approximate sufficient statistic $\mathbf{t}(\mathbf{x}, y)$ for logistic regression when $d = 4, M = 2$.

terms and $\binom{d}{2}$ quadratic terms encoding the pairwise interactions.

We stress that we use the PASS-GLM framework in our solution only to recover the closed form of the approximate sufficient statistics. Therefore, we ignore the term $\boldsymbol{\eta}(\boldsymbol{\theta})$ from further discussion since our model (Equation 3) depends on the likelihood $\Pr[y \mid \mathbf{x}, \boldsymbol{\theta}]$ only via sufficient statistics. Even though we do not require the $\boldsymbol{\eta}(\boldsymbol{\theta})$ part, in what follows it will be clear that dependence on $\boldsymbol{\theta}$ is retained indirectly in the model through y 's presence in the equations.

Poisson regression. Similarly, for Poisson regression with softplus ($\mu = \mathbb{E}[y \mid \mathbf{x}, \boldsymbol{\theta}] = \log(1 + \exp(\mathbf{x}^T \boldsymbol{\theta}))$) link function², we have $K = 2$ with $\phi_1(x) = \log \log(1 + \exp(\mathbf{x}^T \boldsymbol{\theta}))$, $\phi_{(2)} = \log(1 +$

²We choose softplus as the link function due to its slower growth compared to the exponential function.

$\exp(\mathbf{x}^T \boldsymbol{\theta}))$, $\alpha_1 = 1$ and other values assigned to 0. We can write the log-likelihood as

$$\begin{aligned} \log(\Pr[y | \mathbf{x}, \boldsymbol{\theta}]) &= y \log(\log(1 + \exp(\mathbf{x}^T \boldsymbol{\theta}))) \\ &\quad - \log(1 + \exp(\mathbf{x}^T \boldsymbol{\theta})). \end{aligned} \quad (5)$$

Both terms in Equation (5) are non-linear in parameters and justify use of Chebyshev expansion. We find that the flattened sufficient statistics $\mathbf{t}(\mathbf{x}, y)$ for $\phi_{(1)}$ and $\phi_{(2)}$ are given by $\left\{ \{y[\mathbf{x}]^e\}_{e \in E} \cup \{[\mathbf{x}]^e\}_{e \in E} \right\}$.

3.3 Normal approximation of the approximate sufficient statistics

Recall that we approximate the distribution of the sufficient statistics $\Pr[\mathbf{s} | \boldsymbol{\theta}, \boldsymbol{\Sigma}]$ with a normal approximation $\Pr[\mathbf{s} | \boldsymbol{\theta}, \boldsymbol{\Sigma}] \approx \mathcal{N}(\mathbf{s} | N\boldsymbol{\mu}_s, N\boldsymbol{\Sigma}_s)$. Next we show how to obtain the mean and covariance analytically. Note that we could also estimate these moments numerically, which might be easier for certain models, but creates an extra computational cost.

Closed forms for the entries of $\boldsymbol{\mu}_s$ and $\boldsymbol{\Sigma}_s$ for logistic regression. We begin our calculations by computing the a -th moment of y :

$$\begin{aligned} \mathbb{E}[y^a | \mathbf{x}] &= (-1)^a \left(\frac{\exp(\mathbf{x}^T \boldsymbol{\theta})}{1 + \exp(\mathbf{x}^T \boldsymbol{\theta})} \right) + (1)^a \frac{1}{1 + \exp(\mathbf{x}^T \boldsymbol{\theta})} \\ &= \begin{cases} 1, & \text{for even } a\text{'s} \\ \frac{1 - \exp(\mathbf{x}^T \boldsymbol{\theta})}{1 + \exp(\mathbf{x}^T \boldsymbol{\theta})}, & \text{for odd } a\text{'s}. \end{cases} \end{aligned} \quad (6)$$

The entries in $\boldsymbol{\mu}_s$ and $\boldsymbol{\Sigma}_s$ are indexed by the non-negative integer exponents a, b, c, d such that $a + b = m, c + d = m, m \leq M$. Therefore, for all i, j th co-ordinates in \mathbf{x} , the corresponding entries in $\boldsymbol{\mu}_s$ and $\boldsymbol{\Sigma}_s$ can be populated using Equation 6 as below:

1. $\mathbb{E}[x_i^a y^a x_j^b y^b] = \mathbb{E}_{\mathbf{x}}[x_i^a x_j^b \mathbb{E}_{y|\mathbf{x}}[y^{a+b}]]$
 $= \begin{cases} \mathbb{E}_{\mathbf{x}}[x_i^a x_j^b], & \text{for even } a+b\text{'s} \\ \mathbb{E}_{\mathbf{x}}[x_i^a x_j^b \frac{1 - \exp(\mathbf{x}^T \boldsymbol{\theta})}{1 + \exp(\mathbf{x}^T \boldsymbol{\theta})}], & \text{for odd } a+b\text{'s} \end{cases}$
2. $\text{Cov}[x_i^a x_j^b y^{a+b}, x_k^c x_l^d y^{c+d}] = \mathbb{E}_{\mathbf{x}}[x_i^a x_j^b x_k^c x_l^d y^{a+b+c+d}] - \mathbb{E}[x_i^a x_j^b y^{a+b}] \mathbb{E}[x_k^c x_l^d y^{c+d}]$
We can further simplify the covariance entries based on the parity of $a + b + c + d$.

(a) When both $a + b$ and $c + d$ are even.

$$\begin{aligned} &\text{Cov}[x_i^a x_j^b y^{a+b}, x_k^c x_l^d y^{c+d}] \\ &= \mathbb{E}_{\mathbf{x}}[x_i^a x_j^b x_k^c x_l^d] - \mathbb{E}_{\mathbf{x}}[x_i^a x_j^b] \mathbb{E}_{\mathbf{x}}[x_k^c x_l^d] \end{aligned}$$

(b) When both $a + b$ and $c + d$ are odd.

$$\begin{aligned} &\text{Cov}[x_i^a x_j^b y^{a+b}, x_k^c x_l^d y^{c+d}] \\ &= \mathbb{E}_{\mathbf{x}}[x_i^a x_j^b x_k^c x_l^d \left(\frac{1 - \exp(\mathbf{x}^T \boldsymbol{\theta})}{1 + \exp(\mathbf{x}^T \boldsymbol{\theta})} \right)] \\ &\quad - \mathbb{E}_{\mathbf{x}}[x_i^a x_j^b \left(\frac{1 - \exp(\mathbf{x}^T \boldsymbol{\theta})}{1 + \exp(\mathbf{x}^T \boldsymbol{\theta})} \right)] \\ &\quad \mathbb{E}_{\mathbf{x}}[x_k^c x_l^d \left(\frac{1 - \exp(\mathbf{x}^T \boldsymbol{\theta})}{1 + \exp(\mathbf{x}^T \boldsymbol{\theta})} \right)] \end{aligned}$$

(c) When $a + b$ is even and $c + d$ is odd.

$$\begin{aligned} &\text{Cov}[x_i^a x_j^b y^{a+b}, x_k^c x_l^d y^{c+d}] \\ &= \mathbb{E}_{\mathbf{x}}[x_i^a x_j^b x_k^c x_l^d \left(\frac{1 - \exp(\mathbf{x}^T \boldsymbol{\theta})}{1 + \exp(\mathbf{x}^T \boldsymbol{\theta})} \right)] \\ &\quad - \mathbb{E}_{\mathbf{x}}[x_i^a x_j^b] \mathbb{E}_{\mathbf{x}}[x_k^c x_l^d \left(\frac{1 - \exp(\mathbf{x}^T \boldsymbol{\theta})}{1 + \exp(\mathbf{x}^T \boldsymbol{\theta})} \right)] \end{aligned}$$

(d) Case $a + b$ is odd and $c + d$ is even follows identically from the previous case.

Taylor series expansion. The non-linear term $\frac{1 - \exp(\mathbf{x}^T \boldsymbol{\theta})}{1 + \exp(\mathbf{x}^T \boldsymbol{\theta})}$ makes the expectation in previous formula intractable. We approximate this term with the Taylor polynomial $\frac{1 - \exp(\mathbf{x}^T \boldsymbol{\theta})}{1 + \exp(\mathbf{x}^T \boldsymbol{\theta})} \approx -\frac{\mathbf{x}^T \boldsymbol{\theta}}{2} + \frac{(\mathbf{x}^T \boldsymbol{\theta})^3}{24}$. This approximation is reasonably accurate as long as $\mathbf{x}^T \boldsymbol{\theta} \in [-1, 1]$. We now approximate one of the expectations from the cases above:

$$\begin{aligned} & \mathbb{E}_{\mathbf{x}}[x_i^a x_j^b x_k^c x_l^d \left(\frac{1 - \exp(\mathbf{x}^T \boldsymbol{\theta})}{1 + \exp(\mathbf{x}^T \boldsymbol{\theta})} \right)] \\ & \approx \mathbb{E}_{\mathbf{x}}[x_i^a x_j^b x_k^c x_l^d \left[-\frac{\mathbf{x}^T \boldsymbol{\theta}}{2} + \frac{(\mathbf{x}^T \boldsymbol{\theta})^3}{24} \right]] \\ & = -\frac{\mathbb{E}_{\mathbf{x}}[x_i^a x_j^b x_k^c x_l^d (\mathbf{x}^T \boldsymbol{\theta})]}{2} + \frac{\mathbb{E}_{\mathbf{x}}[x_i^a x_j^b x_k^c x_l^d (\mathbf{x}^T \boldsymbol{\theta})^3]}{24} \\ & = \frac{-\sum_{n=1}^d \theta_n \mathbb{E}_{\mathbf{x}}[x_i^a x_j^b x_k^c x_l^d x_n]}{2} + \\ & \quad \frac{\sum_{e: \sum_{o=1}^d e_o = 3} \binom{d}{e} (\prod_{n=1}^d \theta_n^{e_n}) (\mathbb{E}_{\mathbf{x}}[x_i^a x_j^b x_k^c x_l^d \prod_{n=1}^d x_n^{e_n}])}{24}. \end{aligned}$$

In the derivation above, the term $(\mathbf{x}^T \boldsymbol{\theta})^3$ is expanded using the multinomial theorem. We can approximate $\mathbb{E}_{\mathbf{x}}[x_i^a x_j^b \left(\frac{1 - \exp(\mathbf{x}^T \boldsymbol{\theta})}{1 + \exp(\mathbf{x}^T \boldsymbol{\theta})} \right)]$ using similar calculations. The corresponding calculations for Poisson regression are found in the supplementary article.

Evaluation of higher-order Gaussian moments. Now that our closed forms for the entries of $\boldsymbol{\mu}_s$ and $\boldsymbol{\Sigma}_s$ only include the sum of monomials, what remains is the actual evaluation of these Gaussian moments. We use the *Isserlis' theorem* [44] to compute these moments. This theorem presents even-degree moments of a zero-centered multivariate Gaussian variable as a sum of products of $\boldsymbol{\Sigma}$ entries.

Theorem 3.1. *Isserlis' theorem [44]. Let $\mathbf{x} \sim \mathcal{N}^d(\mathbf{0}, \boldsymbol{\Sigma})$ be a d -dimensional random variable. Then*

$$\mathbb{E}[x_1, \dots, x_d] = \sum_{p \in P_d^2} \prod_{\{i,j\} \in p} \mathbb{E}[x_i x_j] = \sum_{p \in P_d^2} \prod_{\{i,j\} \in p} \Sigma_{ij},$$

where d is assumed to be an even number and P is the set of all possible ways of partitioning $\{1, \dots, d\}$ in to pairs $\{i, j\}$. For odd d 's, $\mathbb{E}[x_1, \dots, x_d] = 0$.

A few examples of moment's calculations using Isserlis' theorem are found in the Supplement.

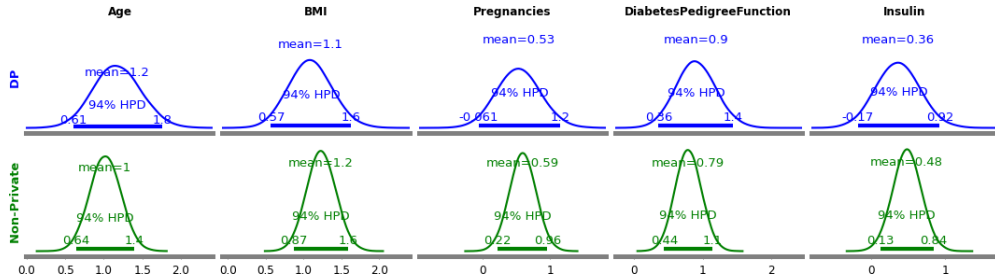


Figure 3: Comparison of differentially private and non-private posteriors for $\boldsymbol{\theta}$ for the diabetes [23] dataset ($N = 758$) for $\epsilon = 0.1, \delta = 10^{-5}$ after 30,000 iterations.

Computational complexity for moment population. For a second order Chebyshev approximation, we require moments of degree 2, 4 and 6 to populate $\frac{(d+1)^2(d+2)^2}{8} + \frac{(d+1)(d+2)}{2} \in \mathcal{O}(\frac{d^4}{8})$ unique entries in $\boldsymbol{\mu}_s, \boldsymbol{\Sigma}_s$.

Fact 3.1. *To evaluate a moment with degree $2k$, Theorem 7.1 generates $\frac{(2k-1)!}{2^{k-1}(k-1)!}$ partitions (number of summands) each containing k entries.*

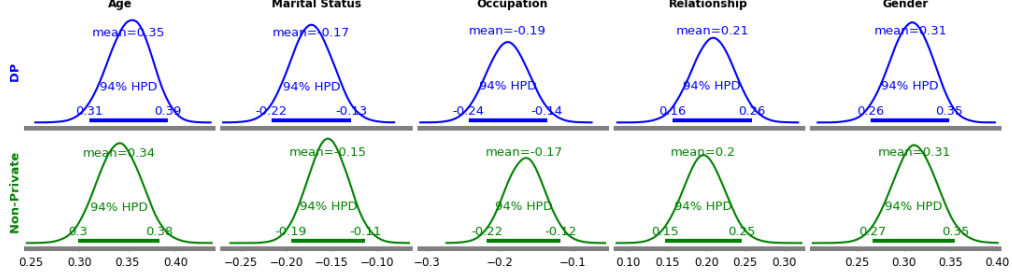


Figure 4: Comparison of differentially private and non-private posteriors for θ for randomly sampled 5000 records in the adult dataset [7] for $\epsilon = 0.1, \delta = 10^{-5}$ after 30,000 iterations.

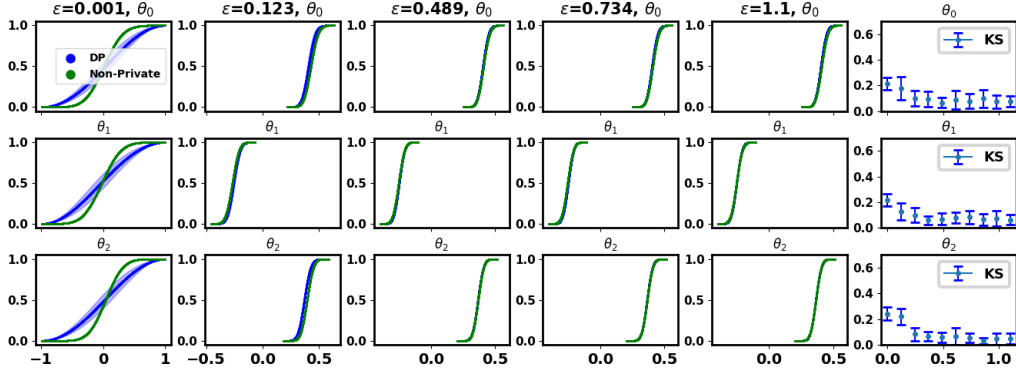


Figure 5: Comparison of differentially private and non-private empirical CDFs for θ 's posteriors for a synthetic dataset with $N = 1000$ after 30,000 iterations and 20 repetitions while fixing $\delta = 10^{-5}$ for various ϵ values. The right- most column shows the Kolmogorov-Smirnov scores between non-private and private empirical CDFs for various ϵ values.

Applying Fact 3.1, we calculate that for a single degree 2, 4 and 6 moment, we need to perform at-most 1, 6, and 45 unique multiplications. However, modern hardware can compute each moment in nearly a constant time with clever caching and indexing tricks. So a loose upper bound on the order of operations performed in each iteration is $\mathcal{O}(d^4)$.

3.4 Satisfying DP

The last step in our model is to compute $\Pr[z|s]$. In order bound the global sensitivity, we assume that each input instance has a bounded L_2 norm, i.e. $\|x\|_2 \leq R$.

3.4.1 Logistic regression

Sensitivity analysis. Recall that the approximate sufficient statistics for logistic regression contain both linear and quadratic terms. To this end, we define the functions $t'_1 : \mathbb{R}^d \rightarrow \mathbb{R}^d$ and $t'_2 : \mathbb{R}^d \rightarrow \mathbb{R}^{\binom{d+2}{2}}$ as

$$\begin{aligned} t_1(x) &= x, \\ t_2(x) &= [x_1^2 \ \dots \ x_d^2 \ \sqrt{2}x_1x_2 \ \dots \ \sqrt{2}x_{d-1}x_d]^T. \end{aligned} \quad (7)$$

We consider a Gaussian mechanism where we release the linear and quadratic terms simultaneously. When compared to individual releases of $t_1(x)$ and $t_2(x)$, this leads to a better utility.

Lemma 3.4.1. *Let t_1 and t_2 be defined as in (7) and let $\sigma_1, \sigma_2 > 0$. Consider the mechanism*

$$\mathcal{M}(x) = \begin{bmatrix} t_1(x) \\ t_2(x) \end{bmatrix} + \mathcal{N}\left(0, \begin{bmatrix} \sigma_1^2 I_d & 0 \\ 0 & \sigma_2^2 I_{d_2} \end{bmatrix}\right),$$

where $d_2 = \binom{d+2}{2}$. Then, the tight (ϵ, δ) -DP for \mathcal{M} is obtained by considering a Gaussian mechanism with noise variance σ_1^2 and sensitivity

$$\Delta = \sqrt{\frac{\sigma_2^2}{2\sigma_1^2} + 2R^2 + 2\frac{\sigma_1^2}{\sigma_2^2}R^4}.$$

Proof. For the first order terms we have

$$\begin{aligned} \|t_1(\mathbf{x}) - t_1(\mathbf{x}')\|_2^2 &= \|\mathbf{x}\|^2 + \|\mathbf{x}'\|^2 - 2\langle \mathbf{x}, \mathbf{x}' \rangle \\ &\leq 2R^2 - 2\langle \mathbf{x}, \mathbf{x}' \rangle, \end{aligned} \tag{8}$$

and for the second order terms (see the Supplements)

$$\begin{aligned} \|t_2(\mathbf{x}) - t_2(\mathbf{x}')\|_2^2 &= \|\mathbf{x}\|^4 + \|\mathbf{x}'\|^4 - 2\langle \mathbf{x}, \mathbf{x}' \rangle^2 \\ &\leq 2R^4 - 2\langle \mathbf{x}, \mathbf{x}' \rangle^2. \end{aligned} \tag{9}$$

We have that

$$\begin{aligned} \mathcal{M}(\mathbf{x}) &\sim \begin{bmatrix} t_1(\mathbf{x}) \\ t_2(\mathbf{x}) \end{bmatrix} + \mathcal{N}\left(0, \begin{bmatrix} \sigma_1^2 I_d & 0 \\ 0 & \sigma_2^2 I_{d_2} \end{bmatrix}\right) \\ &\sim \begin{bmatrix} I_d & 0 \\ 0 & \frac{\sigma_2}{\sigma_1} I_{d_2} \end{bmatrix} \left(\begin{bmatrix} t_1(\mathbf{x}) \\ \frac{\sigma_1}{\sigma_2} t_2(\mathbf{x}) \end{bmatrix} + \mathcal{N}(0, \sigma_1^2) \right). \end{aligned}$$

Removing the constant scaling, we see that it is equivalent to consider the mechanism $\mathcal{M}(\mathbf{x}) = \begin{bmatrix} t_1(\mathbf{x}) \\ \frac{\sigma_1}{\sigma_2} t_2(\mathbf{x}) \end{bmatrix} + \mathcal{N}(0, \sigma_1^2)$. From (8) and (9) we see that for the sensitivity of the function $\begin{bmatrix} t_1(\mathbf{x}) \\ \frac{\sigma_1}{\sigma_2} t_2(\mathbf{x}) \end{bmatrix}$ we have

$$\Delta \leq \sqrt{-2ct^2 - 2t + 2cR^4 + 2R^2},$$

where we denote $c = \frac{\sigma_1^2}{\sigma_2^2}$, $t = \langle \mathbf{x}, \mathbf{x}' \rangle$. The bound has its maximum at $t = -\frac{1}{2c}$, which leads to the claim. \square

Corollary 3.1.1. *In the special case $R = 1$ and $\sigma_1 = \sigma_2 = \sigma$, by Lemma 3.4.1, the optimal (ϵ, δ) is obtained by considering the Gaussian mechanism with noise variance σ^2 and sensitivity $\Delta = \sqrt{4\frac{1}{2}}$.*

The general case. In the general case $m > 2$, each $t_m(\mathbf{x})$ has to include all monomials of the form

$$x_{i_1}^{k_1} \dots x_{i_{m'}}^{k_{m'}}$$

for all combinations of positive integers $(k_1, \dots, k_{m'})$ such that $k_1 + \dots + k_{m'} = m$. Multiplying each monomial with the multinomial coefficient $\sqrt{\binom{m}{k_1, \dots, k_{m'}}}$ and assuming $t_m(\mathbf{x})$ contains the monomials of order m , we find that (see the Supplements)

$$\|t_m(\mathbf{x}) - t_m(\mathbf{x}')\|_2^2 = \|\mathbf{x}\|^{2m} + \|\mathbf{x}'\|^{2m} - 2\langle \mathbf{x}, \mathbf{x}' \rangle^m.$$

Finding the sensitivity upper bounds can then be carried out as in the case $m = 2$. For example, adding σ -noise to all terms, we need to bound the sensitivity of the function $[t_1(\mathbf{x})^T \dots t_m(\mathbf{x})^T]^T$ for which we have

$$\Delta^2 \leq \sum_{i=1}^m 2R^{2i} - 2\langle \mathbf{x}, \mathbf{x}' \rangle^i.$$

Maximum of the right hand side is found by minimising the polynomial $\sum_{i=1}^m t^i$. For example, for $m = 6$, we find that the upper bound is attained for $\langle \mathbf{x}, \mathbf{x}' \rangle \approx -0.67$ and then $\Delta \approx \sqrt{12.72}$.

3.4.2 Poisson regression

In case of Poisson regression, in addition to $t_1(\mathbf{x})$ and $t_2(\mathbf{x})$, sufficient statistics requires releasing $y \in \mathbb{N}^{\geq 0}$. Similarly to Lemma 3.4.1, we can show the following:

Lemma 3.4.2. Let t_1 and t_2 be defined as in (7) and let $\sigma_1, \sigma_2, \sigma_3, \sigma_4 > 0$. Suppose $\|\mathbf{x}\|_2 \leq R_x$ and $y \leq R_y$. Consider the mechanism

$$\mathcal{M}(\mathbf{x}) = \begin{bmatrix} t_1(\mathbf{x}) \\ t_2(\mathbf{x}) \\ yt_1(\mathbf{x}) \\ yt_2(\mathbf{x}) \end{bmatrix} + \mathcal{N}\left(0, \begin{bmatrix} \sigma_1^2 I_d & 0 & 0 & 0 \\ 0 & \sigma_2^2 I_{d_2} & 0 & 0 \\ 0 & 0 & \sigma_3^2 I_{d_1} & 0 \\ 0 & 0 & 0 & \sigma_4^2 I_{d_2} \end{bmatrix}\right).$$

Then, the tight (ϵ, δ) -DP for \mathcal{M} is obtained by considering a Gaussian mechanism with noise variance σ_1^2 and sensitivity

$$\Delta = \frac{2(c_2 + c_4)R_x^2 + c_3 + 1}{\sqrt{2(c_2 + c_4)}},$$

where $c_2 = \frac{\sigma_1^2}{\sigma_2^2}$, $c_3 = \frac{\sigma_1^2}{\sigma_3^2}R_y^2$ and $c_4 = \frac{\sigma_1^2}{\sigma_4^2}R_y^2$.

Corollary 3.1.2. In the special case $R_x = 1$ and $\sigma_1 = \dots = \sigma_4 = \sigma$, the optimal (ϵ, δ) is obtained by considering the Gaussian mechanism with noise variance σ^2 and sensitivity $\Delta = \sqrt{4\frac{1}{2}(1 + R_y^2)}$.

4 Experiments

In this Section we show experiments on logistic regression and leave experiments on Poisson regression to the Supplement.

4.1 Default settings and implementation

Throughout our experiments, we will use Chebyshev approximation of order 2. Huggins *et al.* [19] suggest that the next suitable usable choice for M beyond 2 is 6, making it a computationally infeasible avenue for us to consider. Huggins *et al.* [19] also note that this approximation for logistic regression is highly accurate when $|y_i \mathbf{x}_i^T \boldsymbol{\theta}| \leq 4$. Both noise-aware and non-private baseline models for logistic regression are specified in Stan [9] using its Python interface. We use Stan’s default *No-U-Turn* [17] sampler, which is a variant of Hamiltonian Monte Carlo. We run the sampler with 30,000 burn-in iterations and collect total 30,000 samples from 4 Markov chains running in parallel. We fix $R = 1$ to use Corollary 3.1.1. The Gelman-Rubin convergence statistic [8] was consistently below 1.1 for all Stan experiments. For brevity we provide comparisons only for the $\boldsymbol{\theta}$ ’s in our figures.

Setting priors for model parameters $\boldsymbol{\theta}$ and Σ . For the data covariance matrix Σ we gave a scaled LKJ [29] prior. We scale a positive definite correlation matrix from the LKJ correlation distribution of shape $\eta = 2$ from both sides with a diagonal matrix with $N(0, 2.5)$ distributed diagonal entries. The probabilistic model is:

$$\begin{aligned} \Omega &\sim \text{LKJ}(2), \quad \tau \sim \mathcal{N}(\mathbf{0}, 2.5 \cdot \mathbf{I}), \\ \Sigma &= \text{diag}(\tau) \Omega \text{diag}(\tau). \end{aligned}$$

In order to prevent the inference from sampling $\boldsymbol{\theta}$ ’s with large magnitudes, we gave the regression coefficients’ orientation a uniform prior, and the squared norm a truncated Chi-square prior. We treat the upper-bound for the truncation as a hyper-parameter, which was set to 2 or 3 times the square of non-private $\boldsymbol{\theta}$ ’s norm. The exact probabilistic model is:

$$\begin{aligned} \mathbf{t} &\sim \mathcal{N}(\mathbf{0}, \mathbf{I}), \quad \rho \sim \chi^2(d) \\ \boldsymbol{\theta} &= \sqrt{\max(\rho, s)} \frac{\mathbf{t}}{\|\mathbf{t}\|_2}. \end{aligned}$$

In reality, s could be obtained in a DP way or its approximate value could be known from domain expertise. The question of designing a better prior that does not require such truncation bound is left as a future exercise.

4.2 Posterior recovery

We trained our logistic regression model on 5000 pre-processed random records from the adult dataset [7] with features age, marital status, relationship, gender, and hours per week to predict

whether a person’s income exceeds 50K dollars. Furthermore, we also train on abridged version of a much smaller pre-processed diabetes [23] dataset with dimensions age, marital status, occupation, relationship, and gender to predict whether a person has diabetes or not. Figures 3 and 4 illustrate the outcome of these experiments for DP parameters in a strong-privacy regime. We verify that for both datasets, private and non-private posteriors are close. We also note private posteriors have higher variance than due to noise, which is expected.

4.3 Varying privacy requirements

We now test the accuracy of our methods against a variety of privacy settings. Figure 5 compares the posterior empirical cumulative distribution functions (CDFs) of private and non-private θ ’s for a synthetic dataset with a randomly sampled positive definite non-identity co-variance matrix with true θ as $[-0.9, -0.5, 0.3]$. We check that the private and non-private CDFs tend to overlap from left to right rows (reducing privacy requirements from strong to weak). In the right-most column, we additionally plot the Kolmogorov-Smirnov scores (maximum absolute difference between two CDFs) for 10 equally spaced ϵ values in the range $[0.001, 1.1]$. Once again, we note a general non-increasing trend.

These results demonstrate that our model is accurate for datasets with small true θ ’s for moderate to large sample sizes even when privacy requirements are strict. In additional internal experiments on synthetic datasets, we studied accuracy as a function of L_2 norm of true θ , fixing other parameters, and found that the accuracy decreases sharply when $\|\theta\|_2 \geq 3$. We suspect this is due to the use of Taylor series with only two terms.

5 Concluding Remarks

This work formulates a noise-aware model for GLMs for performing DP Bayesian inference and demonstrates its efficacy for datasets with regression coefficients of small magnitudes. Our recipe entails proposing a normal approximation for approximate sufficient statistics recovered from Chebyshev polynomial expansion. We carry out a sensitivity analysis for the DP mechanisms which gives tight bounds and leads to high utility. This is also reflected in the experimental results on the logistic regression. Our sensitivity analysis also shows that we can increase utility by simultaneously releasing the linear and quadratic terms. Since computation of approximate sufficient statistics is a linear transformation of data, it seems possible to develop noise-aware models based on the PASS-GLM framework in distributed learning scenarios such as federated learning [24] and local differential privacy [11].

6 Acknowledgement

This work was sponsored by the Academy of Finland; Grants 325573, 325572, 313124, 335516, and Flagship programme: Finnish Center for Artificial Intelligence, FCAI. We are thankful to the Aalto Science-IT project for providing the computational resources.

References

- [1] M. Abadi, A. Chu, I. Goodfellow, H. B. McMahan, I. Mironov, K. Talwar, and L. Zhang. Deep learning with differential privacy. In *Proceedings of the 2016 ACM SIGSAC Conference on Computer and Communications Security*, pages 308–318. ACM, 2016.
- [2] B. Balle and Y. Wang. Improving the gaussian mechanism for differential privacy: Analytical calibration and optimal denoising. In J. G. Dy and A. Krause, editors, *Proceedings of the 35th International Conference on Machine Learning, ICML 2018, Stockholmsmässan, Stockholm, Sweden, July 10-15, 2018*, volume 80 of *Proceedings of Machine Learning Research*, pages 403–412. PMLR, 2018.
- [3] A. F. Barrientos, J. P. Reiter, A. Machanavajjhala, and Y. Chen. Differentially private significance tests for regression coefficients. *Journal of Computational and Graphical Statistics*, 0(0):1–24, 2019.

- [4] R. Bassily, A. Smith, and A. Thakurta. Differentially private empirical risk minimization: Efficient algorithms and tight error bounds, 2014.
- [5] G. Bernstein and D. R. Sheldon. Differentially private bayesian inference for exponential families. In *Advances in Neural Information Processing Systems*, pages 2919–2929, 2018.
- [6] G. Bernstein and D. R. Sheldon. Differentially private bayesian linear regression. In H. M. Wallach, H. Larochelle, A. Beygelzimer, F. d’Alché-Buc, E. B. Fox, and R. Garnett, editors, *Advances in Neural Information Processing Systems 32: Annual Conference on Neural Information Processing Systems 2019, NeurIPS 2019, 8-14 December 2019, Vancouver, BC, Canada*, pages 523–533, 2019.
- [7] C. Blake and C. Merz. UCI machine learning repository, 1998.
- [8] S. P. Brooks and A. Gelman. General methods for monitoring convergence of iterative simulations. *Journal of Computational and Graphical Statistics*, 7(4):434–455, 1998.
- [9] B. Carpenter, A. Gelman, M. Hoffman, D. Lee, B. Goodrich, M. Betancourt, M. Brubaker, J. Guo, P. Li, and A. Riddell. Stan: A probabilistic programming language. *Journal of Statistical Software, Articles*, 76(1):1–32, 2017.
- [10] K. Chaudhuri, C. Monteleoni, and A. D. Sarwate. Differentially private empirical risk minimization, 2009.
- [11] G. Cormode, S. Jha, T. Kulkarni, N. Li, D. Srivastava, and T. Wang. Privacy at scale: Local differential privacy in practice, 2018. Tutorial at SIGMOD and KDD.
- [12] C. Dimitrakakis, B. Nelson, A. Mitroksa, and B. I. Rubinstein. Robust and private Bayesian inference. In *International Conference on Algorithmic Learning Theory*, pages 291–305. Springer, 2014.
- [13] C. Dwork, F. McSherry, K. Nissim, and A. D. Smith. Calibrating noise to sensitivity in private data analysis. In S. Halevi and T. Rabin, editors, *Theory of Cryptography, Third Theory of Cryptography Conference, TCC 2006, New York, NY, USA, March 4-7, 2006, Proceedings*, volume 3876 of *Lecture Notes in Computer Science*, pages 265–284. Springer, 2006.
- [14] C. Dwork and A. D. Smith. Differential privacy for statistics: What we know and what we want to learn. *J. Priv. Confidentiality*, 1(2), 2010.
- [15] J. Foulds, J. Geumlek, M. Welling, and K. Chaudhuri. On the theory and practice of privacy-preserving Bayesian data analysis. In *Proceedings of the Thirty-Second Conference on Uncertainty in Artificial Intelligence, UAI’16*, pages 192–201, 2016.
- [16] M. A. Heikkilä, J. Jälkö, O. Dikmen, and A. Honkela. Differentially private markov chain monte carlo. In H. M. Wallach, H. Larochelle, A. Beygelzimer, F. d’Alché-Buc, E. B. Fox, and R. Garnett, editors, *Advances in Neural Information Processing Systems 32: Annual Conference on Neural Information Processing Systems 2019, NeurIPS 2019, 8-14 December 2019, Vancouver, BC, Canada*, pages 4115–4125, 2019.
- [17] M. D. Hoffman and A. Gelman. The no-u-turn sampler: Adaptively setting path lengths in hamiltonian monte carlo, 2011.
- [18] A. Honkela, M. Das, A. Nieminen, O. Dikmen, and S. Kaski. Efficient differentially private learning improves drug sensitivity prediction. *Biology direct*, 13(1):1, 2018.
- [19] J. H. Huggins, R. P. Adams, and T. Broderick. PASS-GLM: polynomial approximate sufficient statistics for scalable bayesian GLM inference. In *Advances in Neural Information Processing Systems 30: Annual Conference on Neural Information Processing Systems 2017, 4-9 December 2017, Long Beach, CA, USA*, pages 3611–3621, 2017.
- [20] R. Iyengar, J. P. Near, D. Song, O. Thakkar, A. Thakurta, and L. Wang. Towards practical differentially private convex optimization. In *2019 IEEE Symposium on Security and Privacy (SP)*, pages 299–316, 2019.
- [21] P. Jain and A. G. Thakurta. (near) dimension independent risk bounds for differentially private learning. In *Proceedings of the 31th International Conference on Machine Learning, ICML 2014, Beijing, China, 21-26 June 2014*, volume 32 of *JMLR Workshop and Conference Proceedings*, pages 476–484. JMLR.org, 2014.
- [22] J. Jälkö, O. Dikmen, and A. Honkela. Differentially private variational inference for non-conjugate models. In *Uncertainty in Artificial Intelligence 2017, Proceedings of the 33rd Conference (UAI)*, 2017.

- [23] M. Kahn. UCI machine learning repository, 1994.
- [24] P. Kairouz, H. B. McMahan, B. Avent, A. Bellet, M. Bennis, A. N. Bhagoji, K. Bonawitz, Z. Charles, G. Cormode, R. Cummings, R. G. L. D’Oliveira, S. E. Rouayheb, D. Evans, J. Gardner, Z. Garrett, A. Gascón, B. Ghazi, P. B. Gibbons, M. Gruteser, Z. Harchaoui, C. He, L. He, Z. Huo, B. Hutchinson, J. Hsu, M. Jaggi, T. Javidi, G. Joshi, M. Khodak, J. Konečný, A. Korolova, F. Koushanfar, S. Koyejo, T. Lepoint, Y. Liu, P. Mittal, M. Mohri, R. Nock, A. Özgür, R. Pagh, M. Raykova, H. Qi, D. Ramage, R. Raskar, D. Song, W. Song, S. U. Stich, Z. Sun, A. T. Suresh, F. Tramèr, P. Vepakomma, J. Wang, L. Xiong, Z. Xu, Q. Yang, F. X. Yu, H. Yu, and S. Zhao. Advances and open problems in federated learning, 2019.
- [25] V. Karwa, A. Slavković, et al. Inference using noisy degrees: Differentially private *beta*-model and synthetic graphs. *The Annals of Statistics*, 44(1):87–112, 2016.
- [26] V. Karwa, A. B. Slavković, and P. Krivitsky. Differentially private exponential random graphs. In *International Conference on Privacy in Statistical Databases*, pages 143–155. Springer, 2014.
- [27] D. Kifer and A. Machanavajjhala. No free lunch in data privacy. In *Proceedings of the 2011 ACM SIGMOD International Conference on Management of Data*, SIGMOD ’11, page 193–204, New York, NY, USA, 2011. Association for Computing Machinery.
- [28] D. Kifer, A. D. Smith, and A. Thakurta. Private convex optimization for empirical risk minimization with applications to high-dimensional regression. In S. Mannor, N. Srebro, and R. C. Williamson, editors, *COLT 2012 - The 25th Annual Conference on Learning Theory, June 25-27, 2012, Edinburgh, Scotland*, volume 23 of *JMLR Proceedings*, pages 25.1–25.40. JMLR.org, 2012.
- [29] D. Lewandowski, D. Kurowicka, and H. Joe. Generating random correlation matrices based on vines and extended onion method. *Journal of Multivariate Analysis*, 100(9):1989 – 2001, 2009.
- [30] B. Li, C. Chen, H. Liu, and L. Carin. On connecting stochastic gradient MCMC and differential privacy. In K. Chaudhuri and M. Sugiyama, editors, *The 22nd International Conference on Artificial Intelligence and Statistics, AISTATS 2019, 16-18 April 2019, Naha, Okinawa, Japan*, volume 89 of *Proceedings of Machine Learning Research*, pages 557–566. PMLR, 2019.
- [31] F. McSherry and I. Mironov. Differentially private recommender systems: Building privacy into the netflix prize contenders. In *Proceedings of the 15th ACM SIGKDD international conference on Knowledge discovery and data mining*, pages 627–636. ACM, 2009.
- [32] J. A. Nelder and R. W. M. Wedderburn. Generalized linear models. *Journal of the Royal Statistical Society. Series A (General)*, 135(3):370–384, 1972.
- [33] M. Park, J. Foulds, K. Chaudhuri, and M. Welling. Variational bayes in private settings (vips). *Journal of Artificial Intelligence Research*, 68:109–157, 2020.
- [34] N. Phan, X. Wu, and D. Dou. Preserving differential privacy in convolutional deep belief networks. *Mach. Learn.*, 106(9-10):1681–1704, 2017.
- [35] V. Pihur, A. Korolova, F. Liu, S. Sankuratripati, M. Yung, D. Huang, and R. Zeng. Differentially-private ”draw and discard” machine learning. *CoRR*, abs/1807.04369, 2018.
- [36] A. Schein, Z. S. Wu, Z. Mingyuan, and H. Wallach. Locally private Bayesian inference for count models. *NIPS 2017 Workshop: Advances in Approximate Bayesian Inference*, 2018.
- [37] O. Sheffet. Differentially private ordinary least squares. In *Proceedings of the 34th International Conference on Machine Learning*, 2017.
- [38] A. Smith. Efficient, differentially private point estimators, 2008.
- [39] J. Thaler, J. Ullman, and S. P. Vadhan. Faster algorithms for privately releasing marginals. In A. Czumaj, K. Mehlhorn, A. M. Pitts, and R. Wattenhofer, editors, *Automata, Languages, and Programming - 39th International Colloquium, ICALP 2012, Warwick, UK, July 9-13, 2012, Proceedings, Part I*, volume 7391 of *Lecture Notes in Computer Science*, pages 810–821. Springer, 2012.
- [40] D. Vu and A. Slavkovic. Differential privacy for clinical trial data: Preliminary evaluations. In *Data Mining Workshops, 2009. ICDMW’09. IEEE International Conference on*, pages 138–143. IEEE, 2009.

- [41] D. Wang, C. Chen, and J. Xu. Differentially private empirical risk minimization with non-convex loss functions. In *Proceedings of the 36th International Conference on Machine Learning, ICML 2019, 9-15 June 2019, Long Beach, California, USA*, volume 97 of *Proceedings of Machine Learning Research*, pages 6526–6535. PMLR, 2019.
- [42] D. Wang, H. Zhang, M. Gaboardi, and J. Xu. Estimating smooth GLM in non-interactive local differential privacy model with public unlabeled data. *CoRR*, abs/1910.00482, 2019.
- [43] Y.-X. Wang. Revisiting differentially private linear regression: optimal and adaptive prediction & estimation in unbounded domain. In *Conference on Uncertainty in Artificial Intelligence (UAI)*, 2018.
- [44] G. C. Wick. The evaluation of the collision matrix. *Phys. Rev.*, 80:268–272, Oct 1950.
- [45] O. Williams and F. Mcsherry. Probabilistic inference and differential privacy. In J. D. Lafferty, C. K. I. Williams, J. Shawe-Taylor, R. S. Zemel, and A. Culotta, editors, *Advances in Neural Information Processing Systems 23*, pages 2451–2459. Curran Associates, Inc., 2010.
- [46] O. Williams and F. McSherry. Probabilistic inference and differential privacy. In *Advances in Neural Information Processing Systems*, pages 2451–2459, 2010.
- [47] X. Wu, F. Li, A. Kumar, K. Chaudhuri, S. Jha, and J. F. Naughton. Bolt-on differential privacy for scalable stochastic gradient descent-based analytics. In S. Salihoglu, W. Zhou, R. Chirkova, J. Yang, and D. Suciu, editors, *Proceedings of the 2017 ACM International Conference on Management of Data, SIGMOD Conference 2017, Chicago, IL, USA, May 14-19, 2017*, pages 1307–1322. ACM, 2017.
- [48] S. Yıldırım and B. Ermiş. Exact MCMC with differentially private moves. *Statistics and Computing*, 29(5):947–963, Sep 2019.
- [49] J. Zhang, Z. Zhang, X. Xiao, Y. Yang, and M. Winslett. Functional mechanism: regression analysis under differential privacy. *Proceedings of the VLDB Endowment*, 5(11):1364–1375, 2012.
- [50] J. Zhang, K. Zheng, W. Mou, and L. Wang. Efficient private erm for smooth objectives, 2017.
- [51] Z. Zhang, B. I. P. Rubinstein, and C. Dimitrakakis. On the differential privacy of bayesian inference. In *Proceedings of the Thirtieth AAAI Conference on Artificial Intelligence, February 12-17, 2016, Phoenix, Arizona, USA*, pages 2365–2371. AAAI Press, 2016.

7 Examples of moment calculation using Isserlis’ Theorem

Theorem 7.1. *Isserlis’ theorem [44]. Let $\mathbf{x} \sim \mathcal{N}^d(\mathbf{0}, \Sigma)$ be a d -dimensional random variable.*

$$\mathbb{E}[x_1, \dots, x_d] = \sum_{p \in P_d^2} \prod_{\{i,j\} \in p} \mathbb{E}[x_i x_j] = \sum_{p \in P_d^2} \prod_{\{i,j\} \in p} \Sigma_{ij} \quad (10)$$

Where d is assumed to be an even number and P is the set of all possible ways of partitioning $\{1, \dots, d\}$ in to pairs $\{i, j\}$. For odd d ’s, $\mathbb{E}[x_1, \dots, x_d] = 0$.

For example, two 4th order moments are computed using the Isserlis’ theorem below.

$$\begin{aligned} \mathbb{E}[x_1^2 x_2^2] &= \mathbb{E}[x_1 x_1 x_2 x_2] \\ &= \Sigma_{11} \Sigma_{22} + \Sigma_{12} \Sigma_{12} + \Sigma_{12} \Sigma_{12} \\ &= \Sigma_{11} \Sigma_{22} + 2 \Sigma_{12} \Sigma_{12} \\ \mathbb{E}[x_1^2 x_2 x_3] &= \mathbb{E}[x_1 x_1 x_2 x_3] \\ &= \Sigma_{11} \Sigma_{23} + \Sigma_{12} \Sigma_{13} + \Sigma_{13} \Sigma_{12} \\ &= \Sigma_{11} \Sigma_{23} + 2 \Sigma_{12} \Sigma_{13} \end{aligned}$$

8 Poisson regression with softplus as the link function

We use the softplus link function $\mu = \mathbb{E}[y|\mathbf{x}, \boldsymbol{\theta}] = \log(1 + \exp(\mathbf{x}^T \boldsymbol{\theta}))$. The probability mass function is given by

$$\Pr[y|\mathbf{x}, \boldsymbol{\theta}] = \frac{\mu^y \exp(-\mu)}{y!} = \frac{(\log(1 + \exp(\mathbf{x}^T \boldsymbol{\theta})))^y \exp(-\log(1 + \exp(\mathbf{x}^T \boldsymbol{\theta})))}{y!} \quad (11)$$

And the log-likelihood is given by

$$\log \left[\Pr[y|\mathbf{x}, \boldsymbol{\theta}] \right] \propto y \log(\log(1 + \exp(\mathbf{x}^T \boldsymbol{\theta}))) - \log(1 + \exp(\mathbf{x}^T \boldsymbol{\theta})) \quad (12)$$

Now we find the normal approximation to each term in equation 12.

8.1 $\log(1 + \exp(\mathbf{x}^T \boldsymbol{\theta}))$

The second part of the likelihood i.e. $\log(1 + \exp(\mathbf{x}^T \boldsymbol{\theta}))$ is non-linear and its approximate computation requires a polynomial expansion.

$$\log(1 + \exp(\mathbf{x}^T \boldsymbol{\theta})) \approx \phi_M(\mathbf{x}^T \boldsymbol{\theta}) = \sum_{m=0}^M c_m^M (\mathbf{x}^T \boldsymbol{\theta})^m = \sum_{m=0}^M c_m^M \sum_{\mathbf{e} \in \mathbb{N}^d: \sum_j e_j = m} \binom{m}{\mathbf{e}} (\mathbf{x})^{\mathbf{e}} (\boldsymbol{\theta})^{\mathbf{e}}, \quad (13)$$

where $t(\mathbf{x})$ and $\boldsymbol{\eta}(\boldsymbol{\theta})$ are

$$\mathbf{t}(\mathbf{x}) = ([\mathbf{x}]^{\mathbf{k}})_{\mathbf{k}} \forall \mathbf{k} \in \mathbb{N}^d : \sum_j k_j = m, m \leq M, \quad (14)$$

$$\boldsymbol{\eta}(\boldsymbol{\theta}) = ([c_m^M \binom{m}{\mathbf{k}} \boldsymbol{\theta}^{\mathbf{k}}]_{\mathbf{k}})_{\mathbf{k}} \forall \mathbf{k} \in \mathbb{N}^d : \sum_j k_j = m, m \leq M. \quad (15)$$

We ignore the $\boldsymbol{\eta}(\boldsymbol{\theta})$ part as we did for the logistic regression. The entries for $\boldsymbol{\mu}_s$ and $\boldsymbol{\Sigma}_s$ for the second part of the summand is given by the following.

1. $\mathbb{E}[x_i^a x_j^b] = \begin{cases} \mathbb{E}_{\mathbf{x}}[x_i^a x_j^b] & \text{for even a+b's} \\ 0 & \text{for odd a+b's} \end{cases}, a, b : a + b = m \leq M$
2. $\text{Cov}[x_i^a x_j^b, x_k^c x_l^d] = \mathbb{E}_{\mathbf{x}}[x_i^a x_j^b x_k^c x_l^d] - \mathbb{E}[x_i^a x_j^b] \mathbb{E}[x_k^c x_l^d], a, b : a + b = m, c + d = m, m \leq M.$

According to the Isserlis' theorem, only the even degree moments are non zero. Therefore we have the following cases.

$$\text{Cov}[x_i^a x_j^b, x_k^c x_l^d] = \begin{cases} \mathbb{E}_{\mathbf{x}}[x_i^a x_j^b x_k^c x_l^d] - \mathbb{E}_{\mathbf{x}}[x_i^a x_j^b] \mathbb{E}_{\mathbf{x}}[x_k^c x_l^d] & \text{a+b and c+d are even} \\ \mathbb{E}_{\mathbf{x}}[x_i^a x_j^b x_k^c x_l^d] & \text{a+b and c+d are odd} \\ 0 & \text{a+b+c+d is odd} \end{cases}$$

8.2 $y \log(\log(1 + \exp(\mathbf{x}^T \boldsymbol{\theta})))$

The entries of $\mathbf{t}(\mathbf{x})$ for $\log(\log(1 + \exp(\mathbf{x}^T \boldsymbol{\theta})))$ are the same as those are for $\log(1 + \exp(\mathbf{x}^T \boldsymbol{\theta}))$. So let's compute the entries for $\boldsymbol{\mu}_s$ for $y \mathbf{t}(\mathbf{x})$.

$$\mathbb{E}_{\mathbf{x}}[\mathbf{t}(\mathbf{x})y] = \mathbb{E}_{\mathbf{x}}[x_i^a x_j^b \mathbb{E}_{y|\mathbf{x}}[y]] = \mathbb{E}_{\mathbf{x}}[x_i^a x_j^b \log(1 + \exp(\mathbf{x}^T \boldsymbol{\theta}))] \approx \mathbb{E}_{\mathbf{x}} \left[x_i^a x_j^b \left(\log(2) + \frac{\mathbf{x}^T \boldsymbol{\theta}}{2} + \frac{(\mathbf{x}^T \boldsymbol{\theta})^2}{8} - \frac{(\mathbf{x}^T \boldsymbol{\theta})^4}{192} \right) \right].$$

Here $\log(1 + \exp(\mathbf{x}^T \boldsymbol{\theta}))$ is approximated using the first four terms of the its Taylor expansion. Each monomial in the expansion of $(\mathbf{x}^T \boldsymbol{\theta})^p, p \in \mathbb{N}^{\geq 0}$ has degree p and we expand these monomials using the multinomial theorem. Once again after applying the Isserlis' theorem, we have the following cases.

$$\mathbb{E}[x_i^a x_j^b \log(1 + \exp(\mathbf{x}^T \boldsymbol{\theta}))] = \begin{cases} \mathbb{E}_{\mathbf{x}}[x_i^a x_j^b \left(\log(2) + \frac{(\mathbf{x}^T \boldsymbol{\theta})^2}{8} - \frac{(\mathbf{x}^T \boldsymbol{\theta})^4}{192} \right)] & \text{for even a+b's} \\ \mathbb{E}_{\mathbf{x}}[x_i^a x_j^b \left(\frac{\mathbf{x}^T \boldsymbol{\theta}}{2} \right)] & \text{for odd a+b's} \end{cases}, a, b : a + b = m \leq M. \quad (16)$$

Similarly the terms of $\boldsymbol{\Sigma}_s$ for all $a, b : a + b = m \leq M, c + d = m, m \leq M$ are:

$$\begin{aligned} \text{Cov}[x_i^a x_j^b y, x_k^c x_l^d y] &= \mathbb{E}_{\mathbf{x}}[x_i^a x_j^b x_k^c x_l^d \mathbb{E}_{y|\mathbf{x}}[y^2]] - \mathbb{E}_{\mathbf{x}}[x_i^a x_j^b \mathbb{E}_{y|\mathbf{x}}[y]] \mathbb{E}_{\mathbf{x}}[x_k^c x_l^d \mathbb{E}_{y|\mathbf{x}}[y]] \\ &= \mathbb{E}_{\mathbf{x}}[x_i^a x_j^b x_k^c x_l^d \log^2(1 + \exp(\mathbf{x}^T \boldsymbol{\theta}))] - \mathbb{E}_{\mathbf{x}}[x_i^a x_j^b \log(1 + \exp(\mathbf{x}^T \boldsymbol{\theta}))] \mathbb{E}_{\mathbf{x}}[x_k^c x_l^d \log(1 + \exp(\mathbf{x}^T \boldsymbol{\theta}))]. \end{aligned}$$

The second part of this subtraction can be evaluated using Equation 16. Next, we evaluate $\mathbb{E}_{\mathbf{x}}[x_i^a x_j^b x_k^c x_l^d \log^2(1 + \exp(\mathbf{x}^T \boldsymbol{\theta}))]$. Using the Taylor series expansion,

$$\log^2(1 + \exp(\mathbf{x}^T \boldsymbol{\theta})) \approx \log^2(2) + (\mathbf{x}^T \boldsymbol{\theta}) \log(2) + \frac{(\mathbf{x}^T \boldsymbol{\theta})^2 (1 + \log(2))}{4} + \frac{(\mathbf{x}^T \boldsymbol{\theta})^3}{8}.$$

The surviving even degree moments that we evaluate are.

$$\mathbb{E}[x_i^a x_j^b x_k^c x_l^d \log^2(1 + \exp(\mathbf{x}^T \boldsymbol{\theta}))] = \begin{cases} \mathbb{E}_{\mathbf{x}} \left[x_i^a x_j^b x_k^c x_l^d \left(\log^2(2) + \frac{(\mathbf{x}^T \boldsymbol{\theta})^2 (1 + \log(2))}{4} \right) \right] & \text{for even } a+b+c+d \text{'s} \\ \mathbb{E}_{\mathbf{x}} \left[x_i^a x_j^b x_k^c x_l^d \left((\mathbf{x}^T \boldsymbol{\theta}) \log(2) + \frac{(\mathbf{x}^T \boldsymbol{\theta})^3}{8} \right) \right] & \text{for odd } a+b+c+d \text{'s} \end{cases}.$$

These expressions are further simplified using the multinomial theorem once again.

9 Sensitivity results

9.1 Individual sensitivities

Lemma 9.1.1. *Consider two vectors $\mathbf{x}, \mathbf{x}' \in \mathbb{R}^d$ such that $\|\mathbf{x}\|_2 \leq R$ and $\|\mathbf{x}'\|_2 \leq R$. Then, an elementary analysis shows that*

$$\begin{aligned} \|t_1(\mathbf{x}) - t_1(\mathbf{x}')\|_2 &\leq 2R, \\ \|t_2(\mathbf{x}) - t_2(\mathbf{x}')\|_2 &\leq \sqrt{2}R^2. \end{aligned}$$

When considering the Gaussian mechanism for releasing $t_1(\mathbf{x})$ or $t_2(\mathbf{x})$ such that element-wise Gaussian noises of variances $4R^2\sigma^2$ and $2R^4\sigma^2$ are added to $t_1(\mathbf{x})$ and $t_2(\mathbf{x})$, respectively, their (ε, δ) -analyses are equivalent to the analysis of Gaussian mechanism with sensitivity 1 and variance σ^2 . However, when releasing the linear and quadratic terms simultaneously, a better utility can be obtained. To this end, we need the following relations.

9.2 Second order terms

In the case of $m = 2$, we release the terms $(x_i^2, x_i x_j)$ with multipliers $(1, \sqrt{2})$. By rearranging, we have

$$\begin{aligned} \|t_2(\mathbf{x}) - t_2(\mathbf{x}')\|_2^2 &= \sum_{i=1}^d (x_i^2 - x_i'^2)^2 + 2 \sum_{i>j} (x_i x_j - x_i' x_j')^2 \\ &= \sum_i x_i^4 + \sum_i x_i'^4 - 2 \sum_i x_i^2 x_i'^2 + 2 \sum_{i>j} x_i^2 x_j^2 + 2 \sum_{i>j} x_i'^2 x_j'^2 - 4 \sum_{i>j} x_i x_j x_i' x_j' \\ &= \left(\sum_i x_i^4 + 2 \sum_{i>j} x_i^2 x_j^2 \right) + \left(\sum_i x_i'^4 + 2 \sum_{i>j} x_i'^2 x_j'^2 \right) - 2 \sum_i x_i^2 x_i'^2 - 4 \sum_{i>j} x_i x_j x_i' x_j' \\ &= \left(\sum_i x_i^4 + \sum_{i \neq j} x_i^2 x_j^2 \right) + \left(\sum_i x_i'^4 + \sum_{i \neq j} x_i'^2 x_j'^2 \right) - 2 \sum_i x_i^2 x_i'^2 - 2 \sum_{i \neq j} x_i x_j x_i' x_j' \\ &= \|\mathbf{x}\|_2^4 + \|\mathbf{x}'\|_2^4 - 2\langle \mathbf{x}, \mathbf{x}' \rangle^2. \end{aligned}$$

9.3 Third and fourth order terms

We first illustrate the general case with the cases $m = 3$ and $m = 4$. In the next section we describe the release mechanism and give its tight sensitivity for general m .

In the case of $m = 3$, we release all the distinct terms of the form

$$(x_i^3, x_i^2 x_j, x_i x_j x_k)$$

with the corresponding multipliers $(1, \sqrt{3}, \sqrt{3})$. By rearranging, we have

$$\begin{aligned}
\|t_3(x) - t_3(x')\|_2^2 &= \sum_{i=1}^d (x_i^3 - x_i'^3)^2 + 3 \sum_{i \neq j} (x_i^2 x_j - x_i'^2 x_j')^2 + 3 \sum_{i > j > k} (x_i x_j x_k - x_i' x_j' x_k')^2 \\
&= \sum_i x_i^6 + \sum_i x_i'^6 - 2 \sum_i x_i^3 x_i'^3 + 3 \sum_{i \neq j} x_i^4 x_j^2 + 3 \sum_{i \neq j} x_i'^4 x_j'^2 \\
&\quad - 6 \sum_{i \neq j} x_i^2 x_j x_i'^2 x_j' + 3 \sum_{i > j > k} x_i^2 x_j^2 x_k^2 + 3 \sum_{i > j > k} x_i'^2 x_j'^2 x_k'^2 - 6 \sum_{i > j > k} x_i x_j x_k x_i' x_j' x_k' \\
&= \left(\sum_i x_i^6 + 3 \sum_{i \neq j} x_i^4 x_j^2 + 3 \sum_{i > j > k} x_i^2 x_j^2 x_k^2 \right) + \left(\sum_i x_i'^6 + 3 \sum_{i \neq j} x_i'^4 x_j'^2 + 3 \sum_{i > j > k} x_i'^2 x_j'^2 x_k'^2 \right) \\
&\quad - 2 \sum_i x_i^3 x_i'^3 - 6 \sum_{i \neq j} x_i^2 x_j x_i'^2 x_j' - 6 \sum_{i > j > k} x_i x_j x_k x_i' x_j' x_k' \\
&= \|x\|_2^6 + \|x'\|_2^6 - 2\langle x, x' \rangle^3.
\end{aligned}$$

In the case of $m = 4$, we release all the distinct the terms of the forms

$$(x_i^4, x_i^3 x_j, x_i^2 x_j^2, x_i^2 x_j x_k, x_i x_j x_k x_\ell)$$

with the corresponding multipliers $(\sqrt{4}, \sqrt{6}, \sqrt{6}, \sqrt{4})$. By rearranging, we have

$$\begin{aligned}
\|t_4(x) - t_4(x')\|_2^2 &= \sum_{i=1}^d (x_i^4 - x_i'^4)^2 + 4 \sum_{i \neq j} (x_i^3 x_j - x_i'^3 x_j')^2 + 6 \sum_{i > j} (x_i^2 x_j^2 - x_i'^2 x_j'^2)^2 \\
&\quad + 6 \sum_{i \neq j, i \neq k, j \neq k} (x_i^2 x_j x_k - x_i'^2 x_j' x_k')^2 + 4 \sum_{i > j > k > \ell} (x_i x_j x_k x_\ell - x_i' x_j' x_k' x_\ell')^2 \\
&= \left(\sum_i x_i^8 + \sum_i x_i'^8 - 2 \sum_i x_i^4 x_i'^4 \right) + \left(4 \sum_{i \neq j} x_i^6 x_j^2 + 4 \sum_{i \neq j} x_i'^6 x_j'^2 \right. \\
&\quad \left. - 8 \sum_{i \neq j} x_i^3 x_j x_i'^3 x_j' \right) + \left(6 \sum_{i > j} x_i^4 x_j^4 + 6 \sum_{i > j} x_i'^4 x_j'^4 - 12 \sum_{i > j} x_i^2 x_j^2 x_i'^2 x_j'^2 \right) \\
&\quad + \left(6 \sum_{i \neq j, i \neq k, j \neq k} x_i^4 x_j^2 x_k^2 + 6 \sum_{i \neq j, i \neq k, j \neq k} x_i'^4 x_j'^2 x_k'^2 - 12 \sum_{i \neq j, i \neq k, j \neq k} x_i^2 x_j x_k x_i'^2 x_j' x_k' \right) \\
&\quad + \left(4 \sum_{i > j > k > \ell} x_i^2 x_j^2 x_k^2 x_\ell^2 + 4 \sum_{i > j > k > \ell} x_i'^2 x_j'^2 x_k'^2 x_\ell'^2 - 8 \sum_{i > j > k > \ell} x_i x_j x_k x_\ell x_i' x_j' x_k' x_\ell' \right) \\
&= \left(\sum_i x_i^8 + 4 \sum_{i \neq j} x_i^6 x_j^2 + 6 \sum_{i > j} x_i^4 x_j^4 + 4 \sum_{i > j > k > \ell} x_i^2 x_j^2 x_k^2 x_\ell^2 \right) + \\
&\quad + \left(\sum_i x_i'^8 + 4 \sum_{i \neq j} x_i'^6 x_j'^2 + 6 \sum_{i > j} x_i'^4 x_j'^4 + 4 \sum_{i > j > k > \ell} x_i'^2 x_j'^2 x_k'^2 x_\ell'^2 \right) \\
&\quad - 2 \left(\sum_i x_i^4 x_i'^4 + 4 \sum_{i \neq j} x_i^3 x_j x_i'^3 x_j' + 6 \sum_{i \neq j, i \neq k, j \neq k} x_i^2 x_j x_k x_i'^2 x_j' x_k' \right. \\
&\quad \left. + 6 \sum_{i > j} x_i^2 x_j^2 x_i'^2 x_j'^2 + 4 \sum_{i > j > k > \ell} x_i x_j x_k x_\ell x_i' x_j' x_k' x_\ell' \right) \\
&= \|x\|_2^8 + \|x'\|_2^8 - 2\langle x, x' \rangle^4.
\end{aligned}$$

9.4 General case

For a general m , if we release each distinct m th order term of the form

$$x_{i_1}^{k_1} \cdots x_{i_{m'}}^{k_{m'}},$$

where $\sum_i k_i = m$, $1 \leq m' \leq m$, multiplied with the multinomial factor $\sqrt{\binom{m}{k_1, \dots, k_{m'}}$, then the function $t_m(x)$ has the sensitivity

$$\|t_m(x) - t_m(x')\|_2^2 = \|x\|_2^{2m} + \|x'\|_2^{2m} - 2\langle x, x' \rangle^m.$$

This is shown similarly as above for $t_2(x)$, $t_3(x)$ and $t_4(x)$. Namely, we have

$$\begin{aligned} \|t_m(x) - t_m(x')\|_2^2 &= \sum_{k_1 + \dots + k_{m'} = m, 1 \leq m' \leq m} \sum_{i_1, \dots, i_{m'}} \binom{m}{k_1, \dots, k_{m'}} (x_{i_1}^{k_1} \dots x_{i_{m'}}^{k_{m'}} - x_{i_1}'^{k_1} \dots x_{i_{m'}}'^{k_{m'}})^2 \\ &= \left(\sum_{k_1 + \dots + k_{m'} = m, 1 \leq m' \leq m} \sum_{i_1, \dots, i_{m'}} \binom{m}{k_1, \dots, k_{m'}} x_{i_1}^{2k_1} \dots x_{i_{m'}}^{2k_{m'}} \right) \\ &\quad + \left(\sum_{k_1 + \dots + k_{m'} = m, 1 \leq m' \leq m} \sum_{i_1, \dots, i_{m'}} \binom{m}{k_1, \dots, k_{m'}} x_{i_1}'^{2k_1} \dots x_{i_{m'}}'^{2k_{m'}} \right) \\ &\quad - 2 \cdot \left(\sum_{k_1 + \dots + k_{m'} = m, 1 \leq m' \leq m} \sum_{i_1, \dots, i_{m'}} \binom{m}{k_1, \dots, k_{m'}} x_{i_1}^{k_1} x_{i_1}'^{k_1} \dots x_{i_{m'}}^{k_{m'}} x_{i_{m'}}'^{k_{m'}} \right) \\ &= \|x\|_2^{2m} + \|x'\|_2^{2m} - 2\langle x, x' \rangle^m, \end{aligned}$$

where $\sum_{k_1 + \dots + k_{m'} = m, 1 \leq m' \leq m}$ denotes a sum over all combinations of positive integers $(k_1, \dots, k_{m'})$ such that $k_1 + \dots + k_{m'} = m$ and

$$\sum_{i_1, \dots, i_{m'}} x_{i_1}^{k_1} \dots x_{i_{m'}}^{k_{m'}}$$

denotes a sum over all different monomials with $(k_1, \dots, k_{m'})$ as exponents.

9.5 Sensitivity for the Poisson regression

We next prove the sensitivity result for the Poisson regression given in the main text.

Lemma 9.5.1. *Let $\sigma_1, \sigma_2, \sigma_3, \sigma_4 > 0$. Suppose $\|x\|_2 \leq R_x$ and $y \leq R_y$. Consider the mechanism*

$$\mathcal{M}(x) = \begin{bmatrix} t_1(x) \\ t_2(x) \\ yt_1(x) \\ yt_2(x) \end{bmatrix} + \mathcal{N}\left(0, \begin{bmatrix} \sigma_1^2 I_d & 0 & 0 & 0 \\ 0 & \sigma_2^2 I_{d_2} & 0 & 0 \\ 0 & 0 & \sigma_3^2 I_{d_1} & 0 \\ 0 & 0 & 0 & \sigma_4^2 I_{d_2} \end{bmatrix}\right).$$

Then, the tight (ϵ, δ) -DP for \mathcal{M} is obtained by considering a Gaussian mechanism with noise variance σ_1^2 and sensitivity

$$\Delta = \frac{2(c_2 + c_4)R_x^2 + c_3 + 1}{\sqrt{2(c_2 + c_4)}},$$

where $c_2 = \frac{\sigma_1^2}{\sigma_2^2}$, $c_3 = \frac{\sigma_1^2}{\sigma_3^2} R_y^2$ and $c_4 = \frac{\sigma_1^2}{\sigma_4^2} R_y^2$.

Proof.

$$\begin{aligned} \mathcal{M}(x) &\sim \begin{bmatrix} t_1(x) \\ t_2(x) \\ yt_1(x) \\ yt_2(x) \end{bmatrix} + \mathcal{N}\left(0, \begin{bmatrix} \sigma_1^2 I_d & 0 & 0 & 0 \\ 0 & \sigma_2^2 I_{d_2} & 0 & 0 \\ 0 & 0 & \sigma_3^2 I_{d_1} & 0 \\ 0 & 0 & 0 & \sigma_4^2 I_{d_2} \end{bmatrix}\right) \\ &\sim \begin{bmatrix} I_d & 0 & 0 & 0 \\ 0 & \frac{\sigma_2}{\sigma_1} I_{d_2} & 0 & 0 \\ 0 & 0 & \frac{\sigma_3}{\sigma_1} I_d & 0 \\ 0 & 0 & 0 & \frac{\sigma_4}{\sigma_1} I_{d_2} \end{bmatrix} \left(\begin{bmatrix} t_1(x) \\ \frac{\sigma_2}{\sigma_1} t_2(x) \\ \frac{\sigma_3}{\sigma_1} yt_1(x) \\ \frac{\sigma_4}{\sigma_1} yt_2(x) \end{bmatrix} + \mathcal{N}(0, \sigma_1^2 I) \right). \end{aligned}$$

Removing the constant scaling, we see that it is equivalent to consider the mechanism

$$\mathcal{M}(x) = \begin{bmatrix} t_1(x) \\ \frac{\sigma_2}{\sigma_1} t_2(x) \\ \frac{\sigma_3}{\sigma_1} yt_1(x) \\ \frac{\sigma_4}{\sigma_1} yt_2(x) \end{bmatrix} + \mathcal{N}(0, \sigma_1^2 I).$$

Let $\mathbf{x}, \mathbf{x}' \in \mathbb{R}^d$ such that $\|\mathbf{x}\|_2 \leq R_x$ and $\|\mathbf{x}'\|_2 \leq R_x$. Define

$$F(\mathbf{x}) = \begin{bmatrix} t_1(\mathbf{x}) \\ \frac{\sigma_1}{\sigma_2} t_2(\mathbf{x}) \\ \frac{\sigma_1}{\sigma_3} y t_1(\mathbf{x}) \\ \frac{\sigma_1}{\sigma_4} y t_2(\mathbf{x}) \end{bmatrix}.$$

Since

$$\begin{aligned} \|t_1(\mathbf{x}) - t_1(\mathbf{x}')\|_2^2 &= \|\mathbf{x}\|^2 + \|\mathbf{x}'\|^2 - 2\langle \mathbf{x}, \mathbf{x}' \rangle \leq 2R_x^2 - 2\langle \mathbf{x}, \mathbf{x}' \rangle, \\ \|t_2(\mathbf{x}) - t_2(\mathbf{x}')\|_2^2 &= \|\mathbf{x}\|^4 + \|\mathbf{x}'\|^4 - 2\langle \mathbf{x}, \mathbf{x}' \rangle^2 \leq 2R_x^4 - 2\langle \mathbf{x}, \mathbf{x}' \rangle^2, \end{aligned}$$

we have that

$$\begin{aligned} \|F(\mathbf{x}) - F(\mathbf{x}')\|^2 &= \|t_1(\mathbf{x}) - t_1(\mathbf{x}')\|^2 + \frac{\sigma_1^2}{\sigma_2^2} \|t_2(\mathbf{x}) - t_2(\mathbf{x}')\|^2 + \frac{\sigma_1^2}{\sigma_3^2} \|y t_1(\mathbf{x}) - y t_1(\mathbf{x}')\|^2 + \frac{\sigma_1^2}{\sigma_4^2} \|y t_2(\mathbf{x}) - y t_2(\mathbf{x}')\|^2 \\ &\leq -2t + 2R_x^2 - 2c_2 t^2 + 2c_2 R_x^4 - 2c_3 t + 2c_3 R_x^2 - 2c_4 t^2 + 2c_4 R_x^4, \end{aligned}$$

where $c_2 = \frac{\sigma_1^2}{\sigma_2^2}$, $c_3 = \frac{\sigma_1^2}{\sigma_3^2} R_y^2$, $c_4 = \frac{\sigma_1^2}{\sigma_4^2} R_y^2$ and $t = \langle \mathbf{x}, \mathbf{x}' \rangle$. The right hand side of this inequality has its maximum at

$$t = -\frac{1 + c_3}{2(c_2 + c_4)}$$

which shows that

$$\|F(\mathbf{x}) - F(\mathbf{x}')\|^2 \leq \frac{(2(c_2 + c_4)R_x^2 + c_3 + 1)^2}{2(c_2 + c_4)}.$$

This gives sensitivity bound of the claim. \square

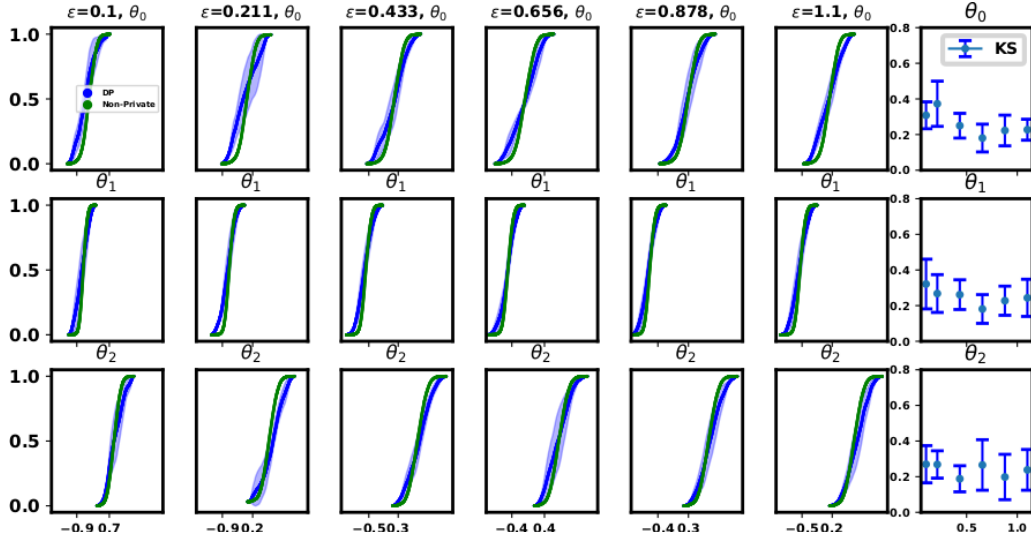


Figure 6: Comparison of differentially private and non-private empirical CDFs for θ 's posteriors for Poisson regression for various ϵ values. We use a synthetic dataset of $N = 500$ samples and $R_x = 1, R_y = 5, \delta = 10^{-5}$. The right-most column shows the Kolmogorov-Smirnov scores between non-private and private empirical CDFs for the same set of ϵ values.

10 Preliminary experiments on Poisson regression

Implementation. We used Metropolis-Hastings algorithm to infer the model parameter posteriors for Poisson regression. We gave the regression coefficients θ_s a standard normal prior and the data covariance Σ_s an Inverse Wishart prior. As mentioned in the main draft, to the best of our knowledge, this is the first work that analyzes Poisson regression under DP constraints. Instead of employing the Isserlis theorem, we approximated the normal approximation parameters using

MC integration. Specifying a more accurate, efficient, and scalable model for Poisson regression in sophisticated probabilistic programmings frameworks such as Stan is marked as a future exercise. We use synthetic data of 500 samples generated with $\theta = [0.3, -0.6, 0.8]$ and a valid non-identity co-variance matrix. We filter out $\|x\|_2 > R_x = 1$. The proposal standard deviation for the MH sampler was set to 0.01. Our sampler runs for 50,000 iterations, out of which we discard the first 25,000 burn-in samples. We repeat each inference for 5 times.

Results. Figure 6 compares private and non-private empirical CDFs for θ 's for various ϵ values within range $[0.1, 1.1]$. The last plot shows the Kolmogorov-Smirnov scores between these CDFs for a few ϵ values in the same range. We note that the private CDFs tend to (partially) overlap on their non-private variants as ϵ increases. We suspect that the overlap is not as strong as it is in logistic regression due to a) more noise, which is a consequence of significantly more number of approximate sufficient statistics and larger range of y (already explained by Lemma 9.5.1), b) smaller sample size of 500 and smaller number of inference repeats causing more uncertainty.

We believe that it may be possible to improve these results with faster converging sampling algorithms and by designing better prior distributions. However, these preliminary explorations do demonstrate the merit of our model and tight sensitivity results.