

Fast Computation of Strong Control Dependencies

MAREK CHALUPA, Masaryk University, Czech Republic

DAVID KLAŠKA, Masaryk University, Czech Republic

JAN STREJČEK, Masaryk University, Czech Republic

LUKÁŠ TOMOVIČ, Masaryk University, Czech Republic

We introduce new algorithms for computing non-termination sensitive control dependence (NTSCD) and decisive order dependence (DOD). These relations on control flow graph vertices have many applications including program slicing and compiler optimizations. Our algorithms are asymptotically faster than the current algorithms. We also show that the original algorithms for computing NTSCD and DOD may produce incorrect results. We implemented the new as well as fixed versions of the original algorithms for the computation of NTSCD and DOD and we experimentally compare their performance and outcome. Our algorithms dramatically outperforms the original ones.

CCS Concepts: • **Theory of computation** → **Program analysis**; • **Software and its engineering** → **Automated static analysis**.

Additional Key Words and Phrases: program analysis, control dependence, NTSCD, DOD

1 INTRODUCTION

Analysis of control dependencies in programs plays an important role in compiler optimizations [Cytron et al. 1991; Darte and Silber 2000; Ferrante et al. 1987; Kennedy and McKinley 1990], program analysis [Chalupa and Strejček 2019; Jackson and Rollins 1994; Léchenet et al. 2018a] and program transformations, mainly program slicing [Amtoft 2008; Horwitz et al. 1990; Weiser 1984].

Since the 70s, when the first paper about control dependence appeared, there have been invented many different notions of control dependence. The one that is as of today considered as the “classical” control dependence was introduced by Ferrante et al. [1987] more than thirty years ago.

Informally, two statements in a program are control dependent if one controls the execution of the other in some way. This is typically the case for **if** statements and their bodies, but control dependence can emerge also when a loop infinitely delays the execution of some statement. Consider, for example, the control flow graph of a program in Figure 1. Node *a* controls whether *c* or *b* is going to be executed, so *c* and *b* are control dependent on *a* (note that the convention is to display dependence edges in the “controls” direction). Similarly, *b* controls the execution of *c* and *d*, as these nodes may be bypassed by going from *b* to *e*. However, *c* does not control *d* as any path from *c* hits *d* eventually.

The described dependencies were those that originate due to **if** statements. The figure shows also dependencies that arise due to possibly non-terminating loops (dotted red edges). These dependencies are called *non-termination sensitive* and belong to the class of *strong control dependencies* [Danicic et al. 2011]. For example, node *e* is (non-termination sensitive) control dependent on node *b*, because when *b* follows the *c* successor, the program may get stuck in the loop over *d* and never reach *e*. As the calling suggests, these dependencies are sensitive to (non-)termination of programs.

Authors’ addresses: Marek Chalupa, Faculty of Informatics, Masaryk University, Brno, Czech Republic, chalupa@fi.muni.cz; David Klaška, Faculty of Informatics, Masaryk University, Brno, Czech Republic; Jan Strejček, Faculty of Informatics, Masaryk University, Brno, Czech Republic, strejcek@fi.muni.cz; Lukáš Tomovič, Faculty of Informatics, Masaryk University, Brno, Czech Republic.

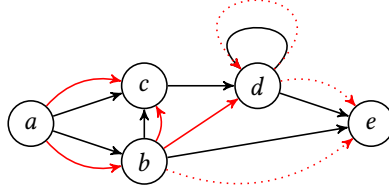


Fig. 1. An example of a control flow graph and control dependencies (red edges). The dotted control dependencies are non-termination sensitive.

In this paper, we are concerned with the computation of strong control dependencies. In particular, we are concerned with the computation of *non-termination sensitive control dependence* (NTSCD) and *decisive order dependence* (DOD), both introduced by Ranganath et al. [2005, 2007].

We report on flaws of the original Ranganath et al.’s algorithms that result in incorrectly computed dependencies and suggest how to fix them. Moreover, we provide new algorithms that are easier and faster in theory and also in practice. Our algorithm for the computation of NTSCD has the worst-case execution time complexity $O(|V|^2)$ whereas the algorithm of Ranganath et al. [2007] has the complexity $O(|V|^4 \cdot \log(|V|))$, where $|V|$ is the number of nodes in the control flow graph. Similarly, for the computation of DOD we provide an algorithm that runs in $O(|V|^3)$ while the Ranganath et al.’s algorithm runs in $O(|V|^5 \cdot \log(|V|))$. Our algorithm is also optimal in the sense that it computes ternary relation that can have size $O(|V|^3)$ in $O(|V|^3)$ time.

The rest of the paper is structured as follows. At the end of this section, we summarize our contributions and discuss the related work. Section 2 contains the necessary preliminaries. Section 3 defines NTSCD and discusses the flaw in the Ranganath et al.’s algorithm. Subsequently we describe our new algorithm for the computation of NTSCD. Similarly structured is Section 4 that is concerned with the DOD relation. We define DOD, discuss the known algorithm for its computation and then we develop a theory that underpins our algorithm for the computation of DOD. The algorithm is presented at the end of the section. In Section 5 is a discussion about control closures, which are as of today considered as the state-of-the-art approach to the computation of control dependencies. Section 6 contains experimental evaluation of our work. The paper is concluded with Section 7.

1.1 Contributions

The main contributions of the paper are as follows:

- (1) We have identified flaws in algorithms by Ranganath et al. [2007] for the computation of NTSCD and DOD relations. We describe why the algorithms may fail and suggest a fix for each of them.
- (2) We designed and implemented new algorithms for the computation of NTSCD and DOD that are asymptotically faster than the algorithms by Ranganath et al. Our algorithm for the computation of NTSCD runs in $O(|V|^2)$ and for the computation of DOD in $O(|V|^3)$. This is an improvement over the complexity of Ranganath et al.’s algorithms which run in $O(|V|^4 \cdot \log(|V|))$ and $O(|V|^5 \cdot \log(|V|))$, respectively. Moreover, our algorithm for the computation of DOD is optimal in the sense that it computes results of the size $O(|V|^3)$ in $O(|V|^3)$ time.
- (3) We provide a solid experimental results that our algorithms are usable in practice and significantly faster than the previously known algorithms.

1.2 Related Work

There are many similar yet different notions of control dependence. The first paper concerned with control dependence is due to [Denning and Denning \[1977\]](#) who used control dependence to certify that flow of information in a program is secure (as determined by security requirements given as a lattice of flow constraints).

[Weiser \[1984\]](#), [Ostenstein and Ostenstein \[1984\]](#), and [Ferrante et al. \[1987\]](#) used control dependencies in program slicing, which is also the motivation for the most of the latter research in this area. These papers, generally accepted as the “classical” literature about control dependence, study algorithms that work with procedures having a unique exit point and that always terminate. Such restrictions do not fit modern program structures, so researchers have been gradually extending the algorithms to more general settings.

[Podgurski and Clarke \[1990\]](#) removed the restriction about termination of the program, but still work with procedures that have a unique exit point. [Bilardi and Pingali \[1996\]](#) achieved a generalization of previously known notions of control dependence by generalizing dominance relation in graphs.

Control dependencies are in most of the cases used at the level of standalone procedures. However, there are cases when also information about *interprocedural* control dependencies is needed. This direction was studied by [Loyall and Mathisen \[1993\]](#) and [Harrold et al. \[1998\]](#); [Sinha et al. \[2001\]](#).

The notion of NTSCD and DOD was founded in works of [Ranganath et al. \[2005, 2007\]](#) in order to slice reactive systems. Ranganath et al. introduced also a *non-termination insensitive control dependence* that generalizes the classical control dependence (that assumes termination of programs) to graphs without a unique exit point. Further, they relax the conditions of DOD to obtain several other order dependencies that may be useful in program slicing.

[Danicic et al. \[2011\]](#) provided an elegant generalization of the notion of control dependence using a so-called control closures. In their works, *weak* control closures generalize termination insensitive control dependence and *strong* control closures generalize termination sensitive (and thus also NTSCD) control dependence. Danicic et al. provide also algorithms for the computation of weak and strong control closures.

[Léchenet et al. \[2018b\]](#) proved the correctness of the Danicic et al.’s weak control closure algorithm in Coq and provided several optimizations that significantly improve the performance of the algorithm (the optimized algorithm have been mechanically proved in Why3). Our algorithms are concerned with NTSCD and DOD and thus with strong control closures.

2 PRELIMINARIES

The paper presents several algorithms working with finite directed graphs. Here we recall some basic terms.

A *finite directed graph* is a pair $G = (V, E)$, where V is a finite set of *nodes* and $E \subseteq V \times V$ is a set of *edges*. If there is an edge $(m, n) \in E$, then n is called a *successor* of m , m is a *predecessor* of n , and the edge is an *outgoing edge* of m . Given a node n , the set of all its successors is denoted by $\text{Successors}(n)$ and the set of all its predecessors is denoted by $\text{Predecessors}(n)$. A *path* from a node n_1 is a nonempty finite or infinite sequence $n_1 n_2 \dots \in V^+ \cup V^\omega$ of nodes such that there is an edge $(n_i, n_{i+1}) \in E$ for each pair n_i, n_{i+1} of adjacent nodes in the sequence. A path is called *maximal* if it cannot be prolonged, i.e., if it is infinite or the last node of the path has no outgoing edge. A node m is *reachable* from a node n , written $n \rightarrow m$, if there exists a finite path such that its first node is n and its last node is m . Further, nodes m, n are *mutually reachable*, written $m \rightleftharpoons n$, whenever $m \rightarrow n$ and $n \rightarrow m$. The relation \rightleftharpoons is clearly an equivalence on V and it provides a partition of V into equivalence classes called *strongly connected components (SCC)*. An SCC S is called *terminal* if

there is no edge leading outside this SCC, i.e., $E \cap (S \times (V \setminus S)) = \emptyset$. For each set of nodes $V' \subseteq V$ we define a graph *induced by* V' as the graph (V', E') where $E' = E \cap (V' \times V')$. An SCC is called *trivial* if it induces a graph without any edge. It is called *nontrivial* otherwise. Note that a trivial SCC has to be a singleton. When we talk about an SCC, we usually mean the graph induced by this SCC.

We say that a graph is a *cycle*, if it is isomorphic (i.e., identical up to renaming nodes) to a graph (V, E) where $V = \{n_1, \dots, n_k\}$ for some $k > 0$ and $E = \{(n_1, n_2), (n_2, n_3), \dots, (n_{k-1}, n_k), (n_k, n_1)\}$. A cycle *unfolding* is a path in the cycle that contains each node precisely once.

In this paper, we consider programs represented by control flow graphs, where nodes correspond to program statements and edges model the flow of control between the statements. As control dependence reflects only the program structure, our definition of a control flow graph does not contain any statements. Our definition also does not contain any start or exit nodes as these are not important for the problems we study in this paper.

Definition 2.1 (Control flow graph). A control flow graph (CFG) is a finite directed graph $G = (V, E)$ where each node $v \in V$ has at most two outgoing edges. Nodes with exactly two outgoing edges are called *predicate nodes* or simply *predicates*. The set of all predicates of a CFG G is denoted by $\text{Predicates}(G)$.

Note that the number of edges in each control flow graph is at most twice the number of its nodes. We often use this fact in the complexity analysis of presented algorithms.

3 NON-TERMINATION SENSITIVE CONTROL DEPENDENCE

This section focuses on *non-termination sensitive control dependence* (NTSCD) introduced by Ranganath et al. [2005]. We start with its formal definition.

Definition 3.1 (Non-termination sensitive control dependence). Given a CFG $G = (V, E)$, a node $n \in V$ is *non-termination sensitive control dependent* on a predicate node $p \in \text{Predicates}(G)$, written $p \xrightarrow{\text{NTSCD}} n$, if p has two successors s_1 and s_2 such that

- all maximal paths from s_1 contain n , and
- there exists a maximal path from s_2 that does not contain n .

Before we present our algorithm for the computation of non-termination sensitive control dependencies, we recall the algorithm of Ranganath et al. [2007] and show that it can produce incorrect results.

3.1 Algorithm of Ranganath et al. [2007] for NTSCD

The algorithm is presented in Algorithm 1. The central data structure of the algorithm is a two-dimensional array S where for each node n and for each predicate node p with successors r and s , $S[n, p]$ always contains a subset of $\{t_{pr}, t_{ps}\}$. Intuitively, t_{pr} should be added to $S[n, p]$ if n appears on all maximal paths from p that start with the prefix pr . The *workbag* holds the set of nodes n for which some $S[n, p]$ value has been changed and this change should be propagated. The first part of the algorithm initializes the array S with the information that each successor r of a predicate node p is on all maximal paths from p starting with pr . The main part of the algorithm then spreads the information about reachability on all maximal paths in the forward manner. Finally, the last part computes the NTSCD relation according to Definition 3.1 and with use of the information in S .

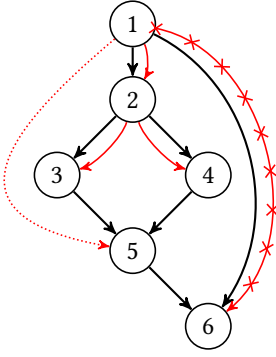
The complexity of the algorithm is $O(|E| \cdot |V|^3 \cdot \log |V|)$ [Ranganath et al. 2007] for a CFG $G = (V, E)$. The $\log |V|$ factor comes from set operations. Since every node in CFG has at most 2 outgoing edges, we can simplify the worst-case complexity to $O(|V|^4 \cdot \log |V|)$.

Algorithm 1 The NTSCD algorithm by Ranganath et al. [2007]**Input:** a CFG $G = (V, E)$ **Output:** a potentially incorrect NTSCD relation stored in *ntscd*

```

1: assume that  $S[n, p] = \emptyset$  for all  $n \in V$  and  $p \in \text{Predicates}(G)$  ▷ Initialization
2: workbag  $\leftarrow \emptyset$ 
3: for  $p \in \text{Predicates}(G)$  do
4:   for  $r \in \text{Successors}(p)$  do
5:      $S[r, p] \leftarrow \{t_{pr}\}$ 
6:     workbag  $\leftarrow$  workbag  $\cup \{r\}$ 
7:   end for
8: end for
9:
10: while workbag  $\neq \emptyset$  do ▷ Computation of S
11:    $n \leftarrow$  pop from workbag
12:   if  $\text{Successors}(n)$  contains a single successor  $s \neq n$  then ▷ One successor case
13:     for  $p \in \text{Predicates}(G)$  do
14:       if  $S[n, p] \setminus S[s, p] \neq \emptyset$  then
15:          $S[s, p] \leftarrow S[s, p] \cup S[n, p]$ 
16:         workbag  $\leftarrow$  workbag  $\cup \{s\}$ 
17:       end if
18:     end for
19:   end if
20:   if  $|\text{Successors}(n)| > 1$  then ▷ Multiple successors case
21:     for  $m \in V$  do
22:       if  $|S[m, n]| = |\text{Successors}(n)|$  then
23:         for  $p \in \text{Predicates}(G) \setminus \{n\}$  do
24:           if  $S[n, p] \setminus S[m, p] \neq \emptyset$  then
25:              $S[m, p] \leftarrow S[m, p] \cup S[n, p]$ 
26:             workbag  $\leftarrow$  workbag  $\cup \{m\}$ 
27:           end if
28:         end for
29:       end if
30:     end for
31:   end if
32: end while
33:
34: ntscd  $\leftarrow \emptyset$  ▷ Computation of NTSCD
35: for  $n \in V$  do
36:   for  $p \in \text{Predicates}(G)$  do
37:     if  $0 < |S[n, p]| < |\text{Successors}(p)|$  then
38:       ntscd  $\leftarrow$  ntscd  $\cup \{p \xrightarrow{\text{NTSCD}} n\}$ 
39:     end if
40:   end for
41: end for

```



S after initialization	final S when nodes are popped in order	
	2, 6, 3, 4, 5 (oldest first)	3, 4, 2, 5, 6 (correct)
$S[2, 1] = \{t_{12}\}$	$S[2, 1] = \{t_{12}\}$	$S[2, 1] = \{t_{12}\}$
$S[6, 1] = \{t_{16}\}$	$S[6, 1] = \{t_{16}\}$	$S[3, 2] = \{t_{23}\}$
$S[3, 2] = \{t_{23}\}$	$S[3, 2] = \{t_{23}\}$	$S[4, 2] = \{t_{24}\}$
$S[4, 2] = \{t_{24}\}$	$S[4, 2] = \{t_{24}\}$	$S[5, 2] = \{t_{23}, t_{24}\}$
	$S[5, 2] = \{t_{23}, t_{24}\}$	$S[5, 1] = \{t_{12}\}$
	$S[6, 2] = \{t_{23}, t_{24}\}$	$S[6, 1] = \{t_{12}, t_{16}\}$
		$S[6, 2] = \{t_{23}, t_{24}\}$

Fig. 2. An example that shows the incorrectness of the NTSCD algorithm by Ranganath et al. [2007]. Solid red edges depict the dependencies computed by the algorithm when it always pops the oldest element in *workbag*. The crossed dependence is incorrect. The dotted dependence is missing in the result.

Although the correctness of the algorithm has been proved [Ranganath et al. 2005, Theorem 7], we present an example where the algorithm provides an incorrect answer. Consider the CFG in Figure 2. The first part of the algorithm initializes the array S as shown in the figure and sets *workbag* to $\{2, 6, 3, 4\}$. Then any node from *workbag* can be popped and processed. Let us apply the policy used for queues: always pop the oldest element in *workbag*. Hence, we pop 2 and nothing happens as the condition on line 22 is not satisfied for any m . This also means that the symbol t_{12} is not propagated any further. Next we pop 6, which has no effect as 6 has no successor. By processing 3 and 4, t_{23} and t_{24} are propagated to $S[5, 2]$ and 5 is added to the *workbag*. Finally, we process 5 and set $S[6, 2]$ to $\{t_{23}, t_{24}\}$. The final content of S is provided in the figure. Unfortunately, the information in S is sound but incomplete. In other words, if $t_{pr} \in S[n, p]$, then n is indeed on all maximal paths from p starting with pr , but the opposite implication does not hold. In particular, t_{12} is missing in $S[5, 1]$ and $S[6, 1]$. This flaw causes that the last part of the algorithm computes an incorrect NTSCD relation. More precisely, it correctly produces dependencies $1 \xrightarrow{\text{NTSCD}} 2$, $2 \xrightarrow{\text{NTSCD}} 3$, and $2 \xrightarrow{\text{NTSCD}} 4$, but it also incorrectly produces the dependence $1 \xrightarrow{\text{NTSCD}} 6$ and it misses the dependence $1 \xrightarrow{\text{NTSCD}} 5$.

A necessary condition to get the correct result is to process 2 only after 3, 4 are processed and $S[5, 2] = \{t_{23}, t_{24}\}$. For example, one obtains the correct S (also shown in the figure) when the nodes are processed in the order 3, 4, 2, 5, 6.

The algorithm is clearly sensitive to the order of popping nodes from *workbag*. We are currently not sure whether for each CFG there exists an order that leads to the correct result. An easy way to fix the algorithm is to ignore the *workbag* and repeatedly execute the body of the **while** loop (lines 12–31) for all $n \in V$ until the array S reaches a fixpoint. However, this modification would slow down the algorithm substantially. Computing the fixpoint needs $O(|V|^3)$ iterations over the loop body (lines 12–13) and one iteration of the body without the *workbag* handling instructions needs $O(|V|^2)$. Hence, the overall time complexity of the fixed version is $O(|V|^5)$.

3.2 New algorithm for NTSCD

We have designed and implemented an algorithm for the computation of NTSCD which is correct, significantly simpler and asymptotically faster than the original algorithm of Ranganath et al. [2007].

Roughly speaking, our algorithm calls for each node n a procedure that identifies all NTSCD dependencies of n on predicate nodes. The procedure works in the following steps.

- (1) Color n red.
- (2) Pick an uncolored node with a positive number of successors such that all these successors are red and color the node red. Repeat this step until no such node exists.
- (3) For each predicate node p that has a red successor and an uncolored one, output $p \xrightarrow{\text{NTSCD}} n$.

Unlike the Ranganath et al.'s algorithm which works in a forward manner, our algorithm spreads the information about reachability of n on all maximal paths in the backward direction starting from n .

The algorithm is presented in Algorithm 2. The discussed procedure is called $\text{COMPUTE}(n)$ and it actually implements only the first two steps mentioned above. In the second step, the procedure does not search over all nodes to pick the next node to color. Instead, it maintains the count of uncolored successors for each node. Once the count drops to 0 for a node, the node is colored red and the search continues with predecessors of this node. The third step is implemented directly in the main loop of the algorithm.

To prove that the algorithm is correct, we basically need to show that when $\text{COMPUTE}(n)$ finishes, a node m is red iff all maximal paths from m contain n . We start with a simple observation.

LEMMA 3.2. *After $\text{COMPUTE}(n)$ finishes, a node m is red if and only if $m = n$ or m has a positive number of successors and all of them are red.*

PROOF. For each node m , the counter is initialized to the number of its successors and it is decreased by calls to $\text{VISIT}(m)$ each time a successor of m gets red. When the counter drops to 0 (i.e., all successors of the node are red), the node is colored red. Therefore, if m is red, it got red either on line 17 and $m = n$, or $m \neq n$ and m is red because all its successors got red (it must have a positive number of successors, otherwise the counter could not be 0 after its decrement). In the other direction, if $m = n$, it gets red on line 17. If it has a positive number of successors which all get red, the node is colored red by the argument above. \square

THEOREM 3.3. *After $\text{COMPUTE}(n)$ finishes, for each node m it holds that m is red if and only if all maximal paths from m contain n .*

PROOF. (“ \Leftarrow ”) We prove this implication by contraposition. Assume that m is an uncolored node. Lemma 3.2 implies that each uncolored node has an uncolored successor (if it has any). Hence, we can construct a maximal path from m containing only uncolored nodes simply by always going to an uncolored successor, either up to infinity or up to the node with no successors. This uncolored maximal path cannot contain n which is red.

(“ \Rightarrow ”) For the sake of contradiction, assume that there is a red node m and a maximal path from m that does not contain n . Lemma 3.2 implies that all nodes on this path are red. If the maximal path is finite, it has to end with a node without any successor. Lemma 3.2 says that such a node can be red if and only if it is n , which is a contradiction. If the maximal path is infinite, it must contain a cycle since the graph is finite. Let r be the node on this cycle that has been colored red as the first one. Let s be the successor of r on the cycle. Recall that $r \neq n$ as the maximal path does not contain n . Hence, node r could be colored red only when all its successors including s were already red. This contradicts the fact that r was colored red as the first node on the cycle. \square

To determine the complexity of our algorithm on a CFG (V, E) , we first analyze the complexity of one run of $\text{COMPUTE}(n)$. The lines 12–15 iterate over all nodes. The crucial observation is that the procedure VISIT is called at most once for each edge $(m, m') \in E$ of the graph: to decrease the counter of m when m' gets red. Hence, the procedure $\text{COMPUTE}(n)$ runs in $O(|V| + |E|)$. This procedure is

Algorithm 2 The new NTSCD algorithm**Input:** a CFG $G = (V, E)$ **Output:** the NTSCD relation stored in *ntscd*

```

1: procedure VISIT( $n$ )                                ▶ Auxiliary procedure
2:    $n.counter \leftarrow n.counter - 1$ 
3:   if  $n.counter = 0$  then
4:      $n.color \leftarrow red$ 
5:     for  $m \in Predecessors(n)$  do
6:       VISIT ( $m$ )
7:     end for
8:   end if
9: end procedure
10:
11: procedure COMPUTE( $n$ )                                ▶ Coloring the graph red for a given  $n$ 
12:   for  $m \in V$  do
13:      $m.color \leftarrow uncolored$ 
14:      $m.counter \leftarrow |Successors(m)|$ 
15:   end for
16:
17:    $n.color \leftarrow red$ 
18:   for  $m \in Predecessors(n)$  do
19:     VISIT ( $m$ )
20:   end for
21: end procedure
22:
23:  $ntscd \leftarrow \emptyset$                                 ▶ Computation of NTSCD
24: for  $n \in V$  do
25:   COMPUTE ( $n$ )
26:   for  $p \in Predicates(G)$  do
27:     if  $p$  has a red successor and an uncolored successor then
28:        $ntscd \leftarrow ntscd \cup \{p \xrightarrow{NTSCD} n\}$ 
29:     end if
30:   end for
31: end for

```

called on line 25 for each node n . Finally, lines 27–29 are executed for each pair of a node n and a predicate node p . This gives us the overall complexity $O((|V| + |E|) \cdot |V| + |V|^2) = O((|V| + |E|) \cdot |V|)$. Since in control flow graphs it holds $|E| \leq 2|V|$, the complexity can be simplified to $O(|V|^2)$.

Note that our algorithm is in particular suitable for on-demand computation. Indeed, each call to COMPUTE(n) calculates exactly the control dependencies of n and therefore may be used by a client analysis as per need.

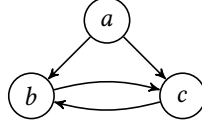


Fig. 3. An example of an irreducible CFG. For such CFG, NTSCD may fail to deliver sensible results.

4 DECISIVE ORDER DEPENDENCE

During program slicing, which is the main consumer of control dependence, there are cases when even the use of NTSCD fails to deliver correct results. If the CFG of a program is *irreducible*¹, we may want to mark more nodes as dependent than only those that are non-termination sensitive control dependent.

For irreducible CFGs, Ranganath et al. [2007] introduced *decisive order dependence (DOD)*. It is a relation between a predicate node and two other nodes that captures the cases when the two nodes both lie on all maximal paths from the predicate node, but the order in which they are executed may change the computed values. As an example, see the CFG in Figure 3. Nodes b and c both lie on all maximal paths originating at node a . Therefore, neither b nor c are NTSCD on a . However, a controls which of b and c is executed first.

Definition 4.1 (Decisive order dependence). Let $G = (V, E)$ be a CFG and $p, a, b \in V$ be three distinct nodes such that p is a predicate node with successors s_1 and s_2 . Nodes a, b are *decisive order-dependent (DOD)* on p , written $p \xrightarrow{\text{DOD}} \{a, b\}$, if

- all maximal paths from p contain both a and b ,
- all maximal paths from s_1 contain a before any occurrence of b , and
- all maximal paths from s_2 contain b before any occurrence of a .

DOD is an auxiliary relation that has an effect only for irreducible graphs. Indeed, Ranganath et al. [2007] proved that DOD relation is empty for reducible graphs.

4.1 Algorithm of Ranganath et al. [2007] for DOD

Ranganath et al. provide an algorithm that computes the DOD relation for a given CFG $G = (V, E)$ in time $O(|V|^4 \cdot |E| \cdot \log |V|)$ which amounts to $O(|V|^5 \cdot \log |V|)$ on CFGs [Ranganath et al. 2007, Fig. 7]. We do not reproduce the whole algorithm here. We only mention one unclear point.

For each triple of nodes $p, a, b \in V$ such that $p \in \text{Predicates}(G)$ and $a \neq b$, the algorithm executes the following check and if it succeeds, then $p \xrightarrow{\text{DOD}} \{a, b\}$ is reported.

$$\text{REACHABLE}(a, b, G) \wedge \text{REACHABLE}(b, a, G) \wedge \text{DEPENDENCE}(p, a, b, G) \quad (1)$$

The procedure $\text{DEPENDENCE}(p, a, b, G)$ returns *true* iff a is on all maximal paths from one successor of p before any occurrence of b and b is on all maximal paths from the other successor of p before any occurrence of a . The procedure REACHABLE is specified only by words [Ranganath et al. 2007, description of Fig. 7] as follows:

$\text{REACHABLE}(a, b, G)$ returns *true* if b is reachable from a in the graph G .

Unfortunately, this algorithm can provide incorrect results. For example, consider the CFG in Figure 4. For the triple of nodes p, a, b , the formula (1) is clearly satisfied: a appears on all maximal paths from one successor of p (namely a) before any occurrence of b , and b appears on all maximal paths from the other successor of p (which is b) before any occurrence of a . At the same time, a

¹An *irreducible* graph is a graph that cannot be reduced to a single node by repeating operations: 1) remove self-loop 2) remove a node with a single predecessors and reconnect its incoming edge to successors [Hecht and Ullman 1974].

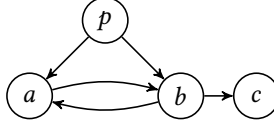


Fig. 4. An example that shows incorrectness of the DOD algorithm by Ranganath et al. [2007]

and b are mutually reachable. However, it is not true that $p \xrightarrow{\text{DOD}} \{a, b\}$, because a and b do not lie on all maximal paths from p (the first condition of Definition 4.1 is violated).

The algorithm can be easily fixed by modifying the procedure $\text{REACHABLE}(a, b, G)$ to return *true* if b is on all maximal paths from a . This change does not increase the overall complexity of the algorithm. Indeed, if we implement the modified procedure $\text{REACHABLE}(a, b, G)$ with use of the procedure $\text{COMPUTE}(b)$ in Algorithm 2, it would run in $O(|V|)$ time on a CFG (V, E) . This is exactly the complexity of the original procedure $\text{REACHABLE}(a, b, G)$. By comparing the fixed and the original version of the $\text{REACHABLE}(a, b, G)$, one can readily confirm that the original version produces supersets of DOD relations.

4.2 New algorithm for DOD: crucial observations

As in the case of NTSCD, we have designed a new algorithm for the computation of DOD which is relatively simple and asymptotically faster than the DOD algorithm of Ranganath et al. [2007].

Given a CFG, our algorithm first computes for each predicate p the set V_p of nodes that are on all maximal paths from p . Then we process every predicate p separately. We build an auxiliary graph A_p with nodes V_p and from this graph we get all pairs of nodes that are DOD on p .

A graph A_p is a central notion of our algorithm. This subsection highlights some important properties of these graphs and proves some statements that underpin the algorithm. The following definitions are needed for the construction of A_p .

Definition 4.2 (V' -interval). Given a CFG $G = (V, E)$ and a subset $V' \subseteq V$, a path $n_1 \dots n_k$ such that $k \geq 2$, $n_1, n_k \in V'$, and $\forall 1 < i < k : n_i \notin V'$ is called a V' -interval from n_1 to n_k in G .

In other words, a V' -interval is a finite path with at least one edge that has the first and the last node in V' but no other node on the path is in V' .

Definition 4.3 (Projection graph²). Given a CFG $G = (V, E)$ and a subset $V' \subseteq V$, the *projection graph* for V' is the graph $G' = (V', E')$, where

$$E' = \{(x, y) \mid \text{there exists a } V'\text{-interval from } x \text{ to } y \text{ in } G\}.$$

For a predicate p , we take the set V_p of all nodes that lie on all maximal paths from p (including p). We compute the graph A_p as the projection graph for V_p . Note that A_p does not have to be CFG any more as nodes in A_p can have more than two successors. However, A_p represents exactly all possible orders of the first occurrences of nodes in V_p on maximal paths in G starting from p .

LEMMA 4.4. *Let $G = (V, E)$ be a CFG and $p \in V$ be a predicate node. For each maximal path from p in G , there exists a maximal path from p in A_p with the same order of the first occurrences of all nodes from V_p , and vice versa.*

PROOF. First, let us consider a maximal path from p in G . The path has to contain all nodes from V_p . If there are infinitely many occurrences of such nodes in the path, we can easily construct a path in A_p from p which is identical to the path in G , only the nodes outside V_p are omitted. Indeed,

²Danicic et al. [2011] call this graph a graph induced by V' .

every V_p -interval $n_1 \dots n_k$ that is a part of the maximal path in G , can be simply replaced by $n_1 n_k$ on the path in A_p as A_p contains the edge (n_1, n_k) . The situation is different when the maximal path in G contains only finitely many occurrences of nodes from V_p . We can apply exactly the same construction on the prefix of this path ending by the last occurrence of a node from V_p . Again, the obtained path in A_p is identical to the prefix of the path in G , only the nodes outside V_p are omitted. Note that the obtained path in A_p does not have to be maximal. However, there has to be a maximal path in A_p with this prefix and the prefix has to contain all nodes from V_p . Hence, the order of the first occurrences of nodes from V_p on this maximal path in A_p is the same as on the original path in G .

Second, let us consider a maximal path from p in A_p . We can transform it into a path in G by replacing every two successive nodes $m_i m_{i+1}$ with a corresponding V_p -interval $m_i \dots m_{i+1}$ in G . Such V_p -interval has to exist due to the construction of A_p . If the original maximal path in A_p is infinite, we obtain a maximal path in G that is identical to the original path, only some nodes outside V_p are added. If the original maximal path in A_p is finite, then the constructed path in G does not have to be maximal, but it already contains all nodes from V_p in the same order as the original path in A_p and it can be prolonged into a maximal path. \square

The definition of V_p and the above lemma imply that each maximal path from p in A_p contains all nodes in A_p .

We now turn our attention to the computation of DOD relation from A_p . The following lemma solves the easy case when p has zero or one successor in A_p .

LEMMA 4.5. *If p has at most one successor in A_p , then there are no nodes DOD on p .*

PROOF. If p has no successor in A_p , then p is the only node contained by all maximal paths from p in G . Definition 4.1 immediately implies that there are no nodes DOD on p .

Now assume that p has a single successor n in A_p . Let s_1 and s_2 be the two different successors of p in G . Lemma 4.4 implies that on all maximal paths in G from s_1 or s_2 , the node n appears as the first node of V_p . The paths can continue from n regardless whether they start in s_1 or s_2 . This means that if the first occurrences of nodes $c, d \in V_p$ appear in some order on a maximal path in G from s_1 , they can appear in the same order also on a maximal path from s_2 . Hence, c, d are not DOD on p . \square

Now we study the case when p has at least two different successors in A_p . Actually, we start with two general lemmas not specific to this case.

LEMMA 4.6. *The graph A_p has at most one nontrivial SCC. Moreover, this SCC is terminal.*

PROOF. Recall that each maximal path from p in A_p has to visit all nodes. In particular, it has to pass through each SCC. However, when a path from p enters its first nontrivial SCC, it can be prolonged into an infinite path that never leaves this SCC. Such a path is maximal and thus it has to contain all nodes of A_p . Hence, there is at most one nontrivial SCC in A_p and it is terminal. \square

LEMMA 4.7. *All successors of p in A_p are in the same SCC.*

PROOF. Let n_1, n_2 be two successors of p in A_p . As all maximal paths from p in A_p contain all nodes, n_2 has to be reachable from n_1 . For the same reason, n_1 is reachable from n_2 . Hence n_1 and n_2 are mutually reachable and thus in the same SCC. \square

If p has at least two successors in A_p , all these successors are in the same SCC, which is therefore nontrivial. Due to Lemma 4.6, this SCC is terminal. This also implies that there is no other SCC besides the nontrivial one and potentially the trivial SCC formed by p . The structure of such graph can be actually characterized even more precisely.

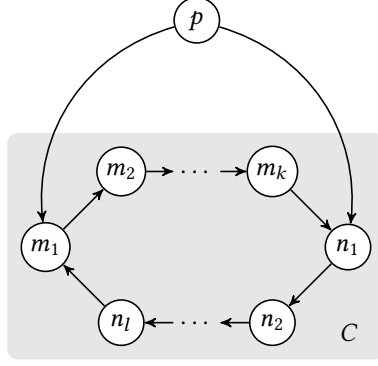


Fig. 5. The structure of A_p where p has two successors

LEMMA 4.8. *If p has at least two successors in A_p , then p is a trivial SCC and all other nodes of A_p are in a single SCC, which is a cycle.*

PROOF. Let m_1 and n_1 be two distinct successors of p and let C be the nontrivial SCC containing all successors of p . Because C contains all successors of p and it is terminal, it has to contain all nodes of A_p , potentially except p . Note that p is not a successor of p because a self-loop on p would generate a maximal path that does not contain the other successors of p in A_p . Hence, if p is not in C , it is a trivial SCC.

As m_1 and n_1 are in one SCC, there has to be a path $m_1 m_2 \dots m_k n_1$ from m_1 to n_1 where all nodes on the path are distinct. Analogously, there has to be a path $n_1 n_2 \dots n_l m_1$ from n_1 to m_1 where all nodes are distinct. To prove that all nodes $m_1, m_2, \dots, m_k, n_1, n_2, \dots, n_l$ are distinct, it remains to show that $\{m_2, \dots, m_k\} \cap \{n_2, \dots, n_l\} = \emptyset$. For the sake of contradiction, assume that $m_i = n_j$ for some $2 \leq i \leq k$ and $2 \leq j \leq l$. Then there exists the infinite path $p(m_1 m_2 \dots m_{i-1} n_j n_{j+1} \dots n_l)^\omega$ that does not contain n_1 , which is a contradiction.

Further, it holds that $p \notin \{m_1, \dots, m_k\} \cup \{n_1, \dots, n_l\}$. For the sake of contradiction, assume that $p = m_i$ (the case for $p = n_i$ is analogous). Then there exists the infinite path $p(m_1 m_2 \dots m_i)^\omega$ that does not contain n_1 , which is a contradiction.

To sum up, we know that all nodes $p, m_1, m_2, \dots, m_k, n_1, n_2, \dots, n_l$ are distinct and we know that they are connected by edges as depicted in Figure 5. We can easily see that A_p contains an infinite path $p(m_1 m_2 \dots m_k n_1 n_2 \dots n_l)^\omega$ that has to contain all nodes in A_p .

Now we show that p is not in the SCC C . For the sake of contradiction, assume that there is an edge (m_i, p) (the case for an edge (n_i, p) is analogous). Then there exists the infinite path $(p m_1 m_2 \dots m_i)^\omega$ that does not contain n_1 , which is a contradiction. As p is not in C , it forms a trivial SCC.

It remains to prove that C is a cycle. In other words, we need to show that C does not contain any other edges except those depicted in Figure 5. Intuitively, any additional edge would induce a maximal path from p that misses some nodes of A_p . For the sake of contradiction, assume that there is an additional edge leading from m_i (the case of an edge leading from n_i is analogous). The edge has to match one of the following three cases.

- (1) (m_i, m_j) where $j \leq i$. Then there exists the infinite path $p m_1 \dots m_{j-1} (m_j m_{j+1} \dots m_i)^\omega$ that does not contain n_1 .
- (2) (m_i, m_j) where $j > i+1$. Then there exists the infinite path $p(m_1 \dots m_i m_j m_{j+1} \dots m_k n_1 \dots n_l)^\omega$ that does not contain m_{i+1} .

- (3) (m_i, n_j) , where $i < k$ or $j > 1$. Then there exists the infinite path $p(m_1 \dots m_i n_j n_{j+1} \dots n_l)^\omega$ that does not contain m_k or n_1 .

In all cases, we get a contradiction. \square

Note that Figure 5 depicts the shape of A_p where p has just 2 successors. However, p may have more successors leading to the nodes in C .

We now investigate how to compute the pairs of nodes a, b that are DOD on p from the graph A_p . Lemma 4.5 says that we can safely ignore graphs A_p where p has at most one successor. In the following, we study only graphs A_p where p has at least two successors. Lemma 4.8 shows that these graphs have the shape of a cycle and node p with at least two outgoing edges going to some nodes on the cycle.

The definition of DOD uses maximal paths from successors of p in G . Let s_1 and s_2 be the two successors of p in G . Note that s_1, s_2 can, but do not have to be in A_p . For each successor s_i we compute the set of nodes that appear as the first node of V_p on some maximal path from s_i in G . Formally, for $i \in \{1, 2\}$, we define

$$V_i = \{n \in V_p \mid \text{there exists a path } s_i \dots n \in (V \setminus V_p)^* \cdot V_p \text{ in } G\}.$$

Note that the nodes in $V_1 \cup V_2$ are exactly all the successors of p in A_p . The motivation for defining sets V_i is that the maximal paths from the nodes of V_1 in A_p represent exactly all possible orders of the first occurrences on nodes in V_p on maximal paths in G starting in s_i . The relation is essentially the same as the one for maximal paths from p in A_p and in G , as described by Lemma 4.4.

LEMMA 4.9. *Let G be a CFG, p be a predicate node with successors s_1, s_2 in G and with at least two successors in A_p , and let $i \in \{1, 2\}$. For each maximal path from s_i in G , there exists a maximal path from a node of V_i in A_p with the same order of the first occurrences of all nodes from $V_p \setminus \{p\}$, and vice versa.*

PROOF. Due to Lemma 4.8, the assumption that p has at least two successors in A_p means that p is a trivial SCC in A_p . The construction of A_p then implies that p is also a trivial SCC in G . All maximal paths from p in G as well as in A_p thus contain p only as the starting node.

Without loss of generality, assume that $i = 1$. To prove the statement, we remove the edge (p, s_2) from G . The statement is now a direct corollary of Lemma 4.4, and the fact that maximal paths from s_1 in G are exactly the maximal paths from p in G just without the first node, and maximal paths from nodes of V_1 in A_p are exactly the maximal paths from p in A_p just without the first node. \square

Note that the sets V_1 and V_2 do not have to be disjoint. The following lemma closes the case when they are not disjoint.

LEMMA 4.10. *Let G be a CFG, p be a predicate node with successors s_1, s_2 in G and with at least two successors in A_p . If $V_1 \cap V_2 \neq \emptyset$, then there are no nodes DOD on p .*

PROOF. Let n be a node in $V_1 \cap V_2$. Lemma 4.9 implies that for every maximal path in A_p from n , there exist a maximal path in G from s_1 and from s_2 with the same order of the first occurrences of all nodes from $V_p \setminus \{p\}$. This directly implies that there are no nodes DOD on p . \square

The nodes in V_i divide the cycle C of A_p into s_i -strips, which are parts of the cycle starting with a node from V_i and ending just before the next node of V_i .

Definition 4.11 (s_i -strip). Let G be a CFG, p be a predicate node with successors s_1, s_2 in G and with at least two successors in A_p , and let $i \in \{1, 2\}$. An s_i -strip is a path $n \dots m \in V_i \cdot (V_p \setminus V_i)^*$ in A_p such that the successor of m in A_p is a node in V_i .

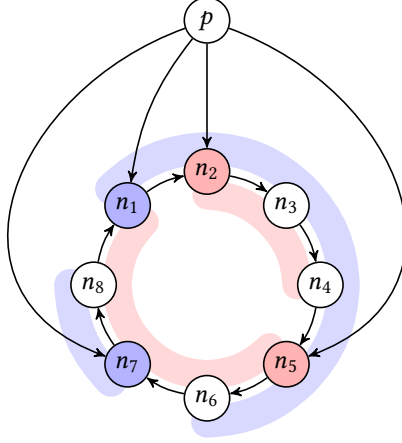


Fig. 6. An example of A_p with $V_1 = \{n_1, n_7\}$ (blue nodes) and $V_2 = \{n_2, n_5\}$ (marked as red nodes), s_1 -strips $n_1n_2n_3n_4n_5n_6$ and n_7n_8 (blue strips), and s_2 -strips $n_2n_3n_4$ and $n_5n_6n_7n_8n_1$ (red strips)

An example of A_p with s_i -strips is in Figure 6. The s_i -strips directly say which pairs of nodes of V_p are in the same order on all maximal paths from s_i in G .

LEMMA 4.12. *Let G be a CFG, p be a predicate node with successors s_1, s_2 in G and with at least two successors in A_p , and let $i \in \{1, 2\}$. Further, let $a, b \in V_p \setminus \{p\}$ be two distinct nodes. The node a is before any occurrence of b on all maximal paths from s_i in G if and only if there is an s_i -strip containing both a and b where a is before b .*

PROOF. (“ \Leftarrow ”) Let a, b be two nodes such that a appears before b in an s_i -strip. It is obvious that the first occurrence of a appears before the first occurrence of b on every maximal path from nodes of V_i in A_p . Due to Lemma 4.9, the first occurrences of a and b have the same order also in all maximal paths from s_i in G .

(“ \Rightarrow ”) We prove this implication by contraposition. The case when b is before a in an s_i -strip is actually proven by the previous paragraph where one just swaps a and b . To prove the remaining case, assume that a and b are in different s_i -strips. Let $n \in V_i$ be the first node of the s_i -strip containing b . Then the maximal path in A_p from n contains b before the first occurrence of a . Due to Lemma 4.9, there exists a maximal path in G from s_i where b is before any occurrence of a . \square

The following theorem is an immediate corollary of Lemmas 4.5 and 4.12.

THEOREM 4.13. *Let $G = (V, E)$ be a CFG and $p, a, b \in V$ be three distinct nodes such that p is a predicate with successors s_1 and s_2 . Then a, b are DOD on p if and only if*

- p has at least two successors in A_p ,
- there exists an s_1 -strip in A_p that contains a before b , and
- there exists an s_2 -strip in A_p that contains b before a .

Let us consider again the A_p in Figure 6. The theorem implies that nodes n_1, n_5 are DOD on p as they appear in s_1 -strip $n_1n_2n_3n_4n_5n_6$ and in s_2 -strip $n_5n_6n_7n_8n_1$ in the opposite order. Nodes n_1, n_6 are DOD on p for the same reason.

With use of the previous theorem, we can find a regular language over V_p such that there exist nodes a, b DOD on p iff an unfolding of the cycle in A_p is in the language.

THEOREM 4.14. *Let G be a CFG, p be a predicate node with successors s_1, s_2 in G and with at least two successors in A_p . Further, let $V_1 \cap V_2 = \emptyset$ and $U = V_p \setminus (V_1 \cup V_2)$. There are some nodes a, b DOD on p if and only if the cycle in A_p has an unfolding of the form $V_1.U^*. (V_2.U^*)^*. V_2.U^*. (V_1.U^*)^*$*

PROOF. (\Rightarrow) Let $p \xrightarrow{\text{DOD}} \{a, b\}$ for some a, b . Theorem 4.13 implies that there is an s_1 -strip $m_1 \dots m_k$ that contains a before b and an s_2 -strip that contains b before a . Hence, the s_2 -strip has to have the form $m_j \dots m_k o_1 \dots o_l m_1 \dots m_i$ for some $1 \leq i < j \leq k$ such that a is contained in $m_1 \dots m_i$ and b in $m_j \dots m_k$. The path $m_1 \dots m_k o_1 \dots o_l$ is the unfolding of the cycle in A_p from m_1 . Every s_1 -strip is in $V_1.(U \cup V_2)^* = V_1.U^*. (V_2.U^*)^*$. Similarly, every s_2 -strip is in $V_2.U^*. (V_1.U^*)^*$. Altogether, we get that the unfolding from m_1 satisfies $m_1 \dots m_k o_1 \dots o_l \in V_1.U^*. (V_2.U^*)^*. V_2.U^*. (V_1.U^*)^*$.

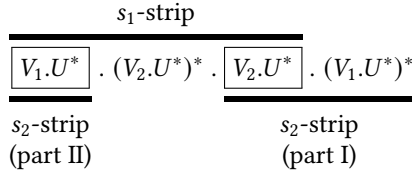
(\Leftarrow) Let $m_1 \dots m_t \in V_1.U^*. (V_2.U^*)^*. V_2.U^*. (V_1.U^*)^*$ be an unfolding of the cycle in A_p . Let m_j be the node of V_2 in the unfolding. Clearly, m_1 is before m_j in the s_1 -strip starting with m_1 and m_j is before m_1 in the s_2 -strip starting in m_j . Theorem 4.13 implies that $p \xrightarrow{\text{DOD}} \{m_1, m_j\}$. \square

Finally, an unfolding of the correct shape can be used for direct computation of nodes that are DOD on p .

THEOREM 4.15. *Let G be a CFG, p be a predicate node with successors s_1, s_2 in G and with at least two successors in A_p . Further, let $V_1 \cap V_2 = \emptyset$ and $U = V_p \setminus (V_1 \cup V_2)$ and let A_p have an unfolding of the form $V_1.U^*. (V_2.U^*)^*. V_2.U^*. (V_1.U^*)^*$. Then there is exactly one path $m_1 \dots m_i \in V_1.U^*. V_2$ and exactly one path $o_1 \dots o_j \in V_2.U^*. V_1$ on the cycle. Moreover, $p \xrightarrow{\text{DOD}} \{a, b\}$ if and only if $m_1 \dots m_{i-1}$ contains a and $o_1 \dots o_{j-1}$ contains b (or the other way).*

PROOF. Assume that the cycle has an unfolding of the form $V_1.U^*. (V_2.U^*)^*. V_2.U^*. (V_1.U^*)^*$. The fact that the cycle has exactly one path $m_1 \dots m_i \in V_1.U^*. V_2$ and one path $o_1 \dots o_j \in V_2.U^*. V_1$ is obvious.

The equivalence follows from this picture.



The path $m_1 \dots m_{i-1}$ corresponds to the left box in the unfolding and the path $o_1 \dots o_{j-1}$ to the right box. Each a of the path $m_1 \dots m_{i-1}$ is before each b of path $o_1 \dots o_{j-1}$ in the marked s_1 -strip, and they are in the opposite order in the marked s_2 -strip. Due to Theorem 4.13, we have $p \xrightarrow{\text{DOD}} \{a, b\}$. There is no other DOD dependence induced by the pair of marked strips. As all other s_1 -strips are subparts of the marked s_2 -strip, they cannot induce any DOD dependence on p . Symmetric argument works for all other s_2 -strips. \square

4.3 New algorithm for DOD: pseudocode and complexity

The algorithm is shown in Algorithms 3 and 4. Because nearly all applications of DOD need also NTSCD, we presented the DOD algorithm with a simple extension (marked with gray lines) that computes NTSCD simultaneously with DOD.

The DOD algorithm starts at the bottom of Algorithm 4. The first step is to compute the sets V_p for all predicate nodes p of a given CFG G . The computation of predicate nodes can be found in Algorithms 3. It is a slightly modified version of Algorithm 2. Recall that the procedure `COMPUTE(n)` of Algorithm 2 marks red every node such that all maximal paths from the node contain n . The procedure `COMPUTE(n)` of Algorithm 3 does in principle the same, but instead of the red color it

Algorithm 3 The algorithm computing V_n for all nodes n

Require: a CFG $G = (V, E)$
Output: sets $V_n = \{m \in V \mid m \text{ is on all maximal paths from } n\}$ for all $n \in V$

```

1: procedure VISIT( $n, r$ )                                ▶ Auxiliary procedure
2:    $n.\text{counter} \leftarrow n.\text{counter} - 1$ 
3:   if  $n.\text{counter} = 0$  then
4:      $V_n \leftarrow V_n \cup \{r\}$ 
5:     for  $m \in \text{Predecessors}(n)$  do
6:       VISIT( $m, r$ )
7:     end for
8:   end if
9: end procedure

10:
11: procedure COMPUTE( $n$ )                                ▶ “Coloring the graph red” for a given  $n$ 
12:   for  $m \in V$  do
13:      $m.\text{counter} \leftarrow |\text{Successors}(m)|$ 
14:   end for
15:
16:    $V_n \leftarrow V_n \cup \{n\}$ 
17:   for  $m \in \text{Predecessors}(n)$  do
18:     VISIT( $m, n$ )
19:   end for
20: end procedure

21:
22: procedure COMPUTE $V_p$ S                                ▶ The main procedure
23:   for  $n \in V$  do
24:      $V_n \leftarrow \emptyset$ 
25:   end for
26:   for  $n \in V$  do
27:     COMPUTE( $n$ )
28:   end for
29: end procedure

```

marks the nodes with the identifier of the node n . Every node m collects these marks in set V_m . After we run COMPUTE(n) for all the nodes n in the graph, each node m has in its set V_m precisely all nodes that are on all maximal paths from m . For the computation of DOD, only the sets V_p for predicate nodes p are needed, but the extension computing NTSCD may actually use all these sets.

After we calculate sets V_p , we compute DOD and potentially also NTSCD dependencies for each predicate node separately by procedures COMPUTEDOD(p) and COMPUTENTSCD(p). The procedure COMPUTEDOD(p) first constructs the projection graph A_p with use of BUILD A_p (p). Nodes of the graph are these of V_p . To compute edges, we trigger a depth-first search in G from each $n \in V_p$. If we find a node $m \in V_p$, we add the edge (n, m) to the graph A_p and stop the search on this path. When the graph A_p is constructed, we check its structure. If the node p has at most one successor in A_p , we return the empty relation due to Lemma 4.5.

The next step is to compute the sets V_1 and V_2 of nodes on V_p that are first-reachable from the two successors s_1, s_2 of p in G via nodes outside V_p . Again, we apply a similar depth-first search as

Algorithm 4 The new DOD algorithm. It computes also NTSCD if the gray lines are included. The procedure $\text{COMPUTE}V_p\text{S}$ is given in Algorithm 3.

Input: a CFG $G = (V, E)$

Output: the DOD relation stored in *dod* and the NTSCD relation stored in *ntscd*

```

1: procedure COMPUTEDOD( $p$ )                                ▶ Computation of DOD for predicate  $p$ 
2:    $A_p \leftarrow \text{BUILD}A_p(p)$                                 ▶ Get the graph  $A_p$ 
3:   if  $p$  has at most one successor in  $A_p$  then            ▶ Apply Lemma 4.5
4:     return  $\emptyset$ 
5:   end if
6:
7:    $V_1, V_2 \leftarrow \text{COMPUTE}V_1V_2(p)$                     ▶ Get the sets  $V_1, V_2$  of nodes on the cycle of  $A_p$ 
8:   if  $V_1 \cap V_2 \neq \emptyset$  then                            ▶ Apply Lemma 4.10
9:     return  $\emptyset$ 
10:  end if
11:
12:   $n_1n_2 \dots n_t \leftarrow \text{UNFOLD}CYCLE(A_p, V_1)$           ▶ Unfold the cycle of  $A_p$  from a node in  $V_1$ 
13:   $U \leftarrow V_p \setminus (V_1 \cup V_2)$ 
14:  if  $n_1n_2 \dots n_t \notin (V_1.U^*)^*.V_1.U^*.(V_2.U^*)^*.V_2.U^*.(V_1.U^*)^*$  then  ▶ Apply Theorem 4.14
15:    return  $\emptyset$ 
16:  end if
17:
18:   $m_1 \dots m_i \leftarrow \text{EXTRACT}(n_1n_2 \dots n_t, V_1.U^*.V_2)$   ▶ Apply Theorem 4.15
19:   $o_1 \dots o_j \leftarrow \text{EXTRACT}(n_1n_2 \dots n_t, V_2.U^*.V_1)$ 
20:  return  $\{p \xrightarrow{\text{DOD}} \{a, b\} \mid a \in \{m_1, \dots, m_{i-1}\}, b \in \{o_1, \dots, o_{j-1}\}\}$ 
21: end procedure
22:
23: procedure COMPUTENTSCD( $p$ )                                ▶ Computation of NTSCD for predicate  $p$ 
24:    $\{s_1, s_2\} \leftarrow \text{Successors}(p)$ 
25:   return  $\{p \xrightarrow{\text{NTSCD}} n \mid n \in (V_{s_1} \setminus V_{s_2}) \cup (V_{s_2} \setminus V_{s_1})\}$ 
26: end procedure
27:
28:                                     ▶ Start of the algorithm
29:  $\text{COMPUTE}V_p\text{S}$                                              ▶ Get  $V_p$  for all predicates  $p$ 
30:  $dod \leftarrow \emptyset$ 
31:  $ntscd \leftarrow \emptyset$ 
32: for  $p \in \text{Predicates}(G)$  do                                ▶ Computation of DOD and NTSCD
33:    $dod \leftarrow dod \cup \text{COMPUTEDOD}(p)$ 
34:    $ntscd \leftarrow ntscd \cup \text{COMPUTENTSCD}(p)$ 
35: end for

```

in the construction of A_p described above. If the sets V_1, V_2 are not disjoint, we return the empty relation due to Lemma 4.10.

Then we unfold the cycle in A_p from an arbitrary node in V_1 , compute the set U , and return the empty relation if the unfolding does not match the pattern of Theorem 4.14. We actually use a slightly different pattern. But the check is correct as a cycle has an unfolding of the form

$V_1.U^*. (V_2.U^*)^*. V_2.U^*. (V_1.U^*)^*$ if and only if all unfoldings of the cycle from V_1 have the form $(V_1.U^*)^*. V_1.U^*. (V_2.U^*)^*. V_2.U^*. (V_1.U^*)^*$.

Finally, we extract the paths of the form $V_1.U^*.V_2$ and $V_2.U^*.V_1$ from the unfolding. Note that the last node of the latter path can be in fact the first node of the unfolding. Finally, we compute the DOD dependencies according to Theorem 4.15.

The procedure $\text{COMPUTENTSCD}(p)$ used for the computation of NTSCD simply follows Definition 3.1: it makes dependent on p each node that is on all maximal paths from the successor s_1 but not on all maximal paths from the successor s_2 or symmetrically for s_2 and s_1 .

As the correctness of our algorithm comes directly from the observations made in the previous subsection, it remains only to analyze its complexity. The procedure $\text{COMPUTE}V_p$ s consists of two cycles in sequence. The first cycle runs in $O(|V|)$. The second cycle calls $O(|V|)$ -times the procedure $\text{COMPUTE}(n)$. This procedure is essentially identical to the procedure of the same name in Algorithm 2 and so is its time complexity, namely $O(|V| + |E|)$. Overall, the procedure $\text{COMPUTE}V_p$ s runs in $O(|V| \cdot (|V| + |E|))$, which is $O(|V|^2)$ for control flow graphs.

Now we discuss the complexity of the procedure $\text{COMPUTEDOD}(p)$. Creating the A_p graph requires calling depth-first search $O(|V|)$ times, which is $O(|V| \times |E|)$ in total. Computation of V_1, V_2 requires another two calls of depth-first search, which is in $O(|E|)$. Checking that V_1 and V_2 are disjoint is in $O(|V|)$. And so is unfolding a cycle, check of the unfolding for the pattern on line 14, and the calls to EXTRACT . The most demanding part is actually the construction of the DOD relation on line 20, which takes $O(|V|^2)$. Altogether, $\text{COMPUTEDOD}(p)$ runs in $O(|V| \times |E| + |V|^2)$ which simplifies to $O(|V|^2)$ for control flow graphs.

COMPUTEDOD is called $O(|V|)$ times, so the overall complexity of computing DOD for a CFG $G = (V, E)$ is $O(|V|^3)$. If we compute also NTSCD, we make $O(|V|)$ extra calls to $\text{COMPUTENTSCD}(p)$, where one call takes $O(|V|)$ time. Therefore, the asymptotic complexity of computing NTSCD with DOD does not change from computing DOD only.

DOD is ternary relation, therefore its maximal size is $O(|V|^3)$. There also exists a graph for which the DOD relation reaches this limit (a cycle on $|V|/2$ nodes together with $|V|/2$ predicate nodes; each predicate node has the same successors on the cycle such that these successors divide the cycle into two strips of length $|V|/4$). Hence, our algorithm running in time $O(|V|^3)$ is optimal.

5 COMPARISON TO CONTROL CLOSURES

In 2011, Danicic et al. [2011] introduced the notion of *control closures* (CC). Control closures generalize control dependence from control flow graphs to arbitrary graphs. In particular, *strong control closure*, which is sensitive to non-termination, generalizes strong forms of control dependence including NTSCD and DOD.

Definition 5.1 (Strongly control-closed set). Let $G = (V, E)$ be a CFG and let $V' \subseteq V$. The set V' is *strongly control-closed*³ in G if and only if for every node $v \in V \setminus V'$ that is reachable in G from a node of V' , one of these holds:

- any path starting at v avoids V' or
- all maximal paths from v contain a node from V' and the set $\Theta(v, V')$ of the so-called *first-reachable elements* in V' from v defined as

$$\Theta(v, V') = \{y \mid v \dots y \in (V \setminus V')^+. V' \text{ is a path in } G\}$$

has at most one element, i.e., $|\Theta(v, V')| \leq 1$.

³The definition has been adjusted to our settings, notably that predicates in our CFGs always have two outgoing edges (our CFGs are *complete* in the terms of Danicic et al. [2011]).

Definition 5.2 (Strong control closure). Let $G = (V, E)$ be a CFG and let $W \subseteq V$. A *strong control closure* of W is a strongly control-closed set $V' \subseteq W$ such that there is no strongly control-closed set V'' satisfying $W \subseteq V'' \subsetneq V'$.

Danicic et al. present an algorithm for the computation of strong control closures running in $O(|V|^4)$ [Danicic et al. 2011, Theorem 66]. In fact, the algorithm uses a procedure Γ that is very similar to our procedure `COMPUTE`(n) of Algorithm 2.

We can also define when a set is closed under NTSCD or DOD.

Definition 5.3 (Sets closed under NTSCD/DOD). Let $G = (V, E)$ be a CFG and let $V' \subseteq V$.

- V' is *closed under NTSCD* if for each $n \in V'$ it holds that $p \xrightarrow{\text{NTSCD}} n$ implies $p \in V'$.
- V' is *closed under DOD* if for each $a, b \in V'$ it holds that $p \xrightarrow{\text{DOD}} \{a, b\}$ implies $p \in V'$.

NTSCD and DOD closures are defined analogously to the strong control closure. An NTSCD closure for a set $W \subseteq V$ can be computed by gathering nodes backward reachable from W via the NTSCD edges. The DOD closure can be computed similarly.

Danicic et al. [2011, Lemmas 93 and 94] proved that for a $G = (V, E)$ that has a distinguished *start* node from which all nodes in V are reachable and a subset $V' \subseteq V$ such that $\text{start} \in V'$, the set V' is strongly control-closed if and only if it is closed under NTSCD and DOD. Hence, the strong control closures of the sets W containing the *start* node can be computed also by computing NTSCD and DOD relations and the backward reachability along the control dependencies. The complexity of computing the strong control closures via NTSCD and DOD closures is $O(|V|^3)$ as the backward reachability is dominated by the computation of NTSCD and DOD relations.

A substantial difference between strong control closures and our algorithms is that we are able to compute DOD and NTSCD separately, whereas strong control closures are not. Moreover, our algorithm for the computation of DOD and NTSCD closure is asymptotically faster.

6 EXPERIMENTAL EVALUATION

6.1 Implementation

We implemented our algorithms for the computation of NTSCD and DOD in C++ programming language on top of the LLVM [Lattner and Adve 2004] infrastructure. The implementation is now a part of a well maintained library for program analysis. We also implemented the original Ranganath et al.'s algorithms, the fixed versions of these algorithms as described in Subsection 3.1 and Subsection 4.1, and the algorithm for the computation of strong control closures.

There are several minor differences in the implementation of our algorithms compared to the description of algorithms in the text. The main difference is that we do not use recursion. We have rewritten the algorithms to use an explicit stack in order to avoid stack overflow on huge graphs. This step was rather a safeguard, as we had not hit stack overflow during any experiment with the preliminary versions of the algorithms that used recursion. Still, we believe that the exposition with recursion is more clear, therefore we describe the algorithms without the explicit stack.

Another, rather minor, difference is that we use sparse bitvectors instead of bitvectors of a fixed length. This step only saves memory on sparse graphs.

In the implementation of control closures, we use our procedure `COMPUTE` to implement the function Γ . This should have only a positive effect as this procedure is more efficient than iterating over all edges in the copy of the graph and removing them [Danicic et al. 2011].

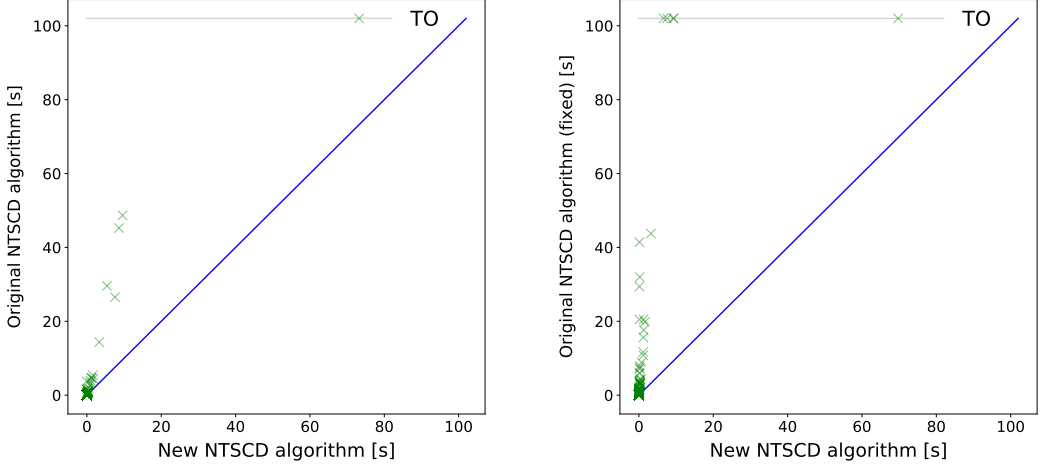


Fig. 7. The comparison of the running CPU time of the new NTSCD algorithm and the original NTSCD algorithms. The scatter plot on the left shows the comparison with the incorrect version of the original algorithm and the scatter plot on the right shows the comparison with the fixed version of the original algorithm.

6.2 Evaluation

We conducted a set of experiments on functions that we extracted from SV-COMP benchmarks⁴. These benchmarks contain many artificial or generated code, but also a lot of real-life code, e.g., from the Linux project.

Each source code file was compiled with `CLANG` into `LLVM` and preprocessed by the `-lowerSwitch` pass to ensure that every basic block has at most two successors. Then we extracted individual functions. As the computation of control dependencies runs swiftly on small functions, we filtered the extracted functions and kept only those that contain at least 100 basic blocks. After the deletion of duplicate functions, we were left with 2440 functions that we used for our experiments. Run on each function comprises building a directed graph from the basic blocks of the function and running the given algorithm on this graph.

The experiments were run on machines with *AMD EPYC* CPU with the frequency 3.1 GHz. Each benchmark run was constrained to 1 core and 8 GB of RAM. For enforcing the resources isolation, we used the tool *Benchexec* [Beyer et al. 2019]. We set the timeout to 100 s for each run of an algorithm.

In the following text, we denote the Ranganath et al.’ algorithms as the *original* algorithms (we distinguish between the incorrect and the fixed version at appropriate places) and the algorithms from this paper as the *new* algorithms.

6.2.1 NTSCD algorithms. In the first set of experiments, we compared the new NTSCD algorithm against the original NTSCD algorithm. We compared to both, the incorrect version of the original algorithm and against the fixed version. Although it seems that comparing to the incorrect version is meaningless, we did not want to compare only to the fixed version as the fix that we provided slows down the algorithm.

⁴<https://github.com/sosy-lab/sv-benchmarks>

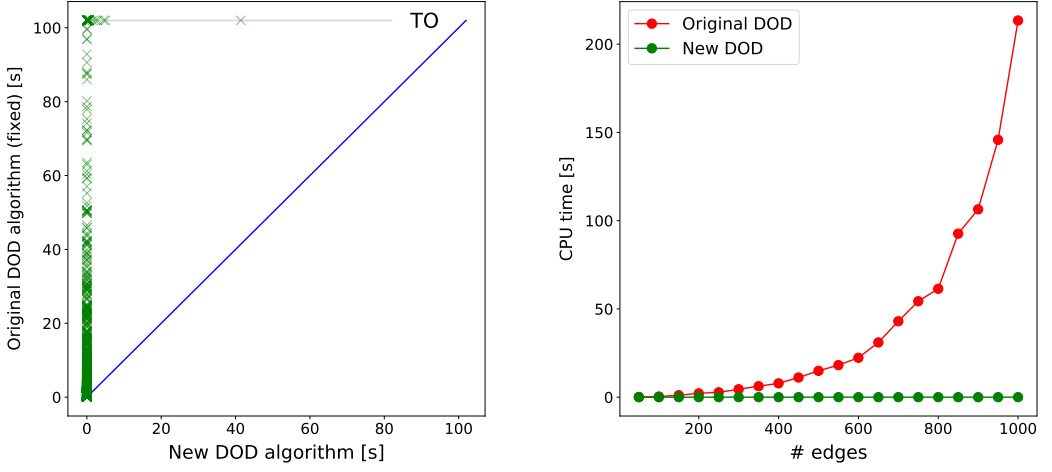


Fig. 8. On the left are compared the CPU running times of the original (fixed) and the new DOD algorithms. On the right, the plot shows the running time of the algorithms on random graphs with 500 nodes and the number of edges as specified by the x-axis. All CPU time is in seconds.

The results are depicted in Figure 7. On the left scatter plot, there is the comparison of the new algorithm to the incorrect original algorithm and on the right scatter plot we compare to the fixed original algorithm. As we can see, the new algorithm outperforms the original algorithm significantly. Since we did not prove that the fixed original algorithm is correct, we at least checked the outputs of the new NTSCD and the fixed original algorithms and found out that they output precisely the same control dependence relations. We can also see that the scatter plot on the right contains more timeouts of the original algorithm. It supports the claim that the fix slows down the algorithm.

6.2.2 DOD algorithms. We compared the new DOD algorithm to the original DOD algorithm with the fix described in Subsection 4.1. As the fix does not change the complexity of the original algorithm, we do not compare the new algorithm with the incorrect version of the original algorithm. The results of the experiments are displayed in Figure 8 on the left. We can see that the new algorithm is again very fast. In fact, the results resemble the results of the pure NTSCD algorithm (which is more or less a part of the DOD algorithm in the form of computing V_p sets). Our algorithm takes the advantage that it can answer early that there are no DOD dependencies for a predicate node. Although this fact does not change the worst-case complexity, it helps in practice.

Irreducible graphs are rather rare in common code (because structured programs yield reducible graphs). Therefore, we tested the DOD algorithms also on randomly generated graphs, where we can expect that an irreducible graph emerges more often. Figure 8 on the right shows the results for graphs that have 500 nodes and 50, 100, 150, ... randomly distributed edges (such that every node has at most two successors). The running CPU time is an average of 10 measurements.

We can see that the new algorithm is agnostic to the number of edges. Its running time in this experiment ranges from $4.12 \cdot 10^{-3}$ to $8.89 \cdot 10^{-3}$ seconds. The original DOD algorithm does not scale well with the increasing number of edges.

6.2.3 Comparison to control closures. As computing strong control closure may be equivalent to computing NTSCD and DOD (see Section 5), we conducted a set of experiments also with strong

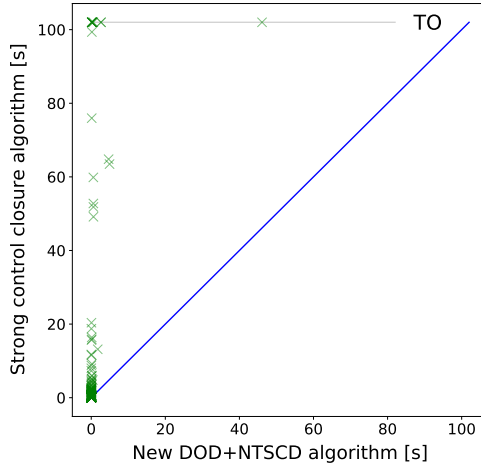


Fig. 9. The comparison of the CPU running time of computing strong control closure using the [Danicic et al. \[2011\]](#) algorithm and using the new DOD + NTSCD algorithm.

control closures. One obstacle in these experiments was that control closures need a starting set of nodes that is going to be closed. We decided to run these experiments only on the subset of functions that have at least two exit points and set as the starting set the entry point and one of the exit points. This approach makes the closure algorithm to compute which nodes may influence getting to the other exit node. The new algorithm for the computation of DOD and NTSCD was setup to compute all the control dependencies for the given function and then construct the closure of the same set of starting nodes.

Results are shown on the scatter plot in Figure 9. As expected, our algorithm runs similarly fast as in the other experiments and it outperforms the algorithm for the computation of control closures that has worse complexity. An observant reader can notice that in this set of experiments, the new algorithm has no result around 15 seconds even when the pure NTSCD computation has such results. It turns out that the computation of A_p sets (which is basically the new NTSCD algorithm) that gathers the marks into bitvectors is in practice faster than the NTSCD algorithm (including deciding the NTSCD relation). The main reason for this is that the implementation with bitvectors does not need to initialize the counters for each call of `COMPUTE`.

7 CONCLUSION

We studied algorithms for the computations of strong control dependencies, namely non-termination sensitive control dependence (NTSCD) and decisive order dependence (DOD) by [Ranganath et al. \[2007\]](#) and strong control closures (CC) by [Danicic et al. \[2011\]](#) on arbitrary control flow graphs where each branching statement has two successors. We have demonstrated flaws in the original algorithms for computation of NTSCD and DOD and we have suggested corrections. Moreover, we have introduced new algorithms for NTSCD, DOD, and CC that are asymptotically faster (see Table 1). All the mentioned algorithms have been implemented and our experiments confirm better performance of the new algorithms.

ACKNOWLEDGMENTS

This material is based upon work supported by the Czech Science Foundation grant GA18-02177S.

Table 1. Overview of discussed algorithms and their complexities on a CFG (V, E)

relation/closure	algorithm	complexity
NTSCD	original algorithm by Ranganath et al. [2007]	$O(V ^4 \cdot \log V)$
	fixed original algorithm by Ranganath et al. [2007]	$O(V ^5)$
	new algorithm	$O(V ^2)$
DOD	original algorithm by Ranganath et al. [2007]	$O(V ^5 \cdot \log V)$
	fixed original algorithm by Ranganath et al. [2007]	$O(V ^5 \cdot \log V)$
	new algorithm	$O(V ^3)$
strong CC	original algorithm by Danicic et al. [2011]	$O(V ^4)$
	new NTSCD+DOD algorithm and computation of closure	$O(V ^3)$

REFERENCES

- Torben Amtoft. 2008. Slicing for modern program structures: a theory for eliminating irrelevant loops. *Inf. Process. Lett.* 106, 2 (2008), 45–51.
- Dirk Beyer, Stefan Löwe, and Philipp Wendler. 2019. Reliable benchmarking: requirements and solutions. *STTT* 21, 1 (2019), 1–29.
- Gianfranco Bilardi and Keshav Pingali. 1996. A Framework for Generalized Control Dependence. In *Proceedings of the ACM SIGPLAN 1996 Conference on Programming Language Design and Implementation* (Philadelphia, Pennsylvania, USA) (PLDI '96). Association for Computing Machinery, New York, NY, USA, 291–300. <https://doi.org/10.1145/231379.231435>
- Marek Chalupa and Jan Strejček. 2019. Evaluation of Program Slicing in Software Verification. In *IFM'19 (Lecture Notes in Computer Science, Vol. 11918)*, Wolfgang Ahrendt and Silvia Lizeth Tapia Tarifa (Eds.). Springer, 101–119. https://doi.org/10.1007/978-3-030-34968-4_6
- Ron Cytron, Jeanne Ferrante, Barry K. Rosen, Mark N. Wegman, and F. Kenneth Zadeck. 1991. Efficiently Computing Static Single Assignment Form and the Control Dependence Graph. *ACM Trans. Program. Lang. Syst.* 13, 4 (Oct. 1991), 451–490. <https://doi.org/10.1145/115372.115320>
- Sebastian Danicic, Richard W. Barracough, Mark Harman, John Howroyd, Ákos Kiss, and Michael R. Laurence. 2011. A unifying theory of control dependence and its application to arbitrary program structures. *Theor. Comput. Sci.* 412, 49 (2011), 6809–6842. <https://doi.org/10.1016/j.tcs.2011.08.033>
- Alain Darte and Georges-André Silber. 2000. Temporary Arrays for Distribution of Loops with Control Dependencies. In *Euro-Par 2000 Parallel Processing*, Arndt Bode, Thomas Ludwig, Wolfgang Karl, and Roland Wismüller (Eds.). Springer Berlin Heidelberg, Berlin, Heidelberg, 357–367.
- Dorothy E. Denning and Peter J. Denning. 1977. Certification of Programs for Secure Information Flow. *Commun. ACM* 20, 7 (1977), 504–513. <https://doi.org/10.1145/359636.359712>
- Jeanne Ferrante, Karl J. Ottenstein, and Joe D. Warren. 1987. The Program Dependence Graph and Its Use in Optimization. *ACM Trans. Program. Lang. Syst.* 9, 3 (1987), 319–349. <https://doi.org/10.1145/24039.24041>
- Mary Jean Harrold, Gregg Rothermel, and Saurabh Sinha. 1998. Computation of Interprocedural Control Dependence. In *Proceedings of the 1998 ACM SIGSOFT International Symposium on Software Testing and Analysis* (Clearwater Beach, Florida, USA) (ISSTA '98). Association for Computing Machinery, New York, NY, USA, 11–20. <https://doi.org/10.1145/271771.271780>
- Matthew S. Hecht and Jeffrey D. Ullman. 1974. Characterizations of Reducible Flow Graphs. *J. ACM* 21, 3 (1974), 367–375. <https://doi.org/10.1145/321832.321835>
- Susan Horwitz, Thomas W. Reps, and David W. Binkley. 1990. Interprocedural Slicing Using Dependence Graphs. *ACM Trans. Program. Lang. Syst.* 12, 1 (1990), 26–60.
- Daniel Jackson and Eugene J. Rollins. 1994. A New Model of Program Dependencies for Reverse Engineering. In *Proceedings of the 2nd ACM SIGSOFT Symposium on Foundations of Software Engineering* (New Orleans, Louisiana, USA) (SIGSOFT '94). Association for Computing Machinery, New York, NY, USA, 2–10. <https://doi.org/10.1145/193173.195281>
- K. Kennedy and K. S. McKinley. 1990. Loop distribution with arbitrary control flow. In *Supercomputing '90: Proceedings of the 1990 ACM/IEEE Conference on Supercomputing*, 407–416.
- Chris Lattner and Vikram S. Adve. 2004. LLVM: A Compilation Framework for Lifelong Program Analysis & Transformation. In *Proceedings of the 2nd IEEE / ACM International Symposium on Code Generation and Optimization (CGO'04)*. IEEE Computer Society, 75–88.

- Jean-Christophe Léchenet, Nikolai Kosmatov, and Pascale Le Gall. 2018a. Cut branches before looking for bugs: certifiably sound verification on relaxed slices. *Formal Asp. Comput.* 30, 1 (2018), 107–131. <https://doi.org/10.1007/s00165-017-0439-x>
- Jean-Christophe Léchenet, Nikolai Kosmatov, and Pascale Le Gall. 2018b. Fast Computation of Arbitrary Control Dependencies. In *Fundamental Approaches to Software Engineering, 21st International Conference, FASE 2018, Held as Part of the European Joint Conferences on Theory and Practice of Software, ETAPS 2018, Thessaloniki, Greece, April 14-20, 2018, Proceedings (Lecture Notes in Computer Science, Vol. 10802)*, Alessandra Russo and Andy Schürr (Eds.). Springer, 207–224. https://doi.org/10.1007/978-3-319-89363-1_12
- Joseph P. Loyall and Susan A. Mathisen. 1993. Using Dependence Analysis to Support the Software Maintenance Process. In *Proceedings of the Conference on Software Maintenance, ICSM 1993, Montréal, Quebec, Canada, September 1993*, David N. Card (Ed.). IEEE Computer Society, 282–291. <https://doi.org/10.1109/ICSM.1993.366934>
- Karl J. Ottenstein and Linda M. Ottenstein. 1984. The Program Dependence Graph in a Software Development Environment. In *Proceedings of the ACM SIGSOFT/SIGPLAN Software Engineering Symposium on Practical Software Development Environments, Pittsburgh, Pennsylvania, USA, April 23-25, 1984*, William E. Riddle and Peter B. Henderson (Eds.). ACM, 177–184. <https://doi.org/10.1145/800020.808263>
- Andy Podgurski and Lori A. Clarke. 1990. A Formal Model of Program Dependences and Its Implications for Software Testing, Debugging, and Maintenance. *IEEE Trans. Software Eng.* 16, 9 (1990), 965–979. <https://doi.org/10.1109/32.58784>
- Venkatesh Prasad Ranganath, Torben Amtoft, Anindya Banerjee, Matthew B. Dwyer, and John Hatcliff. 2005. A New Foundation for Control-Dependence and Slicing for Modern Program Structures. In *Programming Languages and Systems, 14th European Symposium on Programming, ESOP 2005, Held as Part of the Joint European Conferences on Theory and Practice of Software, ETAPS 2005, Edinburgh, UK, April 4-8, 2005, Proceedings (Lecture Notes in Computer Science, Vol. 3444)*, Shmuel Sagiv (Ed.). Springer, 77–93. https://doi.org/10.1007/978-3-540-31987-0_7
- Venkatesh Prasad Ranganath, Torben Amtoft, Anindya Banerjee, John Hatcliff, and Matthew B. Dwyer. 2007. A new foundation for control dependence and slicing for modern program structures. *ACM Trans. Program. Lang. Syst.* 29, 5 (2007), 27. <https://doi.org/10.1145/1275497.1275502>
- Saurabh Sinha, Mary Jean Harrold, and Gregg Rothermel. 2001. Interprocedural Control Dependence. *ACM Trans. Softw. Eng. Methodol.* 10, 2 (April 2001), 209–254. <https://doi.org/10.1145/367008.367022>
- Mark Weiser. 1984. Program Slicing. *IEEE Trans. Software Eng.* 10, 4 (1984), 352–357. <https://doi.org/10.1109/TSE.1984.5010248>