

Dynamical evolution of a cluster of primordial black holes

V. D. Stasenko

StasenkoVD@gmail.com

A. A. Kirillov

AAKirillov@mephi.ru

National Research Nuclear University MEPhI
(Moscow Engineering Physics Institute)

Abstract

Evolution of a cluster of primordial black holes in the two-body relaxation approximation based on the Fokker-Planck equation is discussed. In our calculation, we consider the self-gravitating cluster with a wide range of black holes masses from $10^{-4}M_{\odot}$ up to $100M_{\odot}$ and the total mass 10^5M_{\odot} . Moreover, we included a massive black hole in the cluster center which determines the evolution rate of the density profile in its vicinity.

Keywords: primordial black holes, clusters of primordial black holes, the Fokker-Planck equation

PACS: 04.25.dg, 05.10.Gg

1 Introduction

The hypothesis of primordial black holes (PBHs) formation was suggested in [1]. Afterward, a few scenarios of PBHs production have been developed (see reviews [2, 3]). In our work, we consider those predicting the formation of PBHs as clusters. This mechanism was proposed in [4–6] where a collapse of large closed domain walls was discussed. The produced clusters may have extended mass spectra where masses range from $\sim 10^{17}$ g [7, 8] up to $\sim 10^4M_{\odot}$ [9] or even more [10]. These clusters have essential consequences for shedding light on some cosmological problems. Observational manifestations of the model and smoothing of some constraints (the recent restrictions on PBHs are considered in [3]) are widely discussed in reviews [11, 12] and references within. However, finding of clusters evidences is significantly related to the mass spectrum at a specified moment

of the Universe history. Therefore, understanding of cluster dynamic play an essential role and is a main research subject of this paper.

Till now, a comprehensive study of clusters evolution has not been carried out. First efforts to retrace changes of clusters mass spectra were made in [12–14] where N-body simulations of cluster dynamics was discussed. The closest physical model to a PBH cluster is a globular cluster of stars. However, it does not have a wide mass range. Therefore, globular cluster theory could not be directly extrapolated to the PBHs cluster case. Moreover, the PBHs cluster may contain a massive central black hole (CBH). In work [15], stationary distribution of stars around a massive black hole was discussed. It was established that the density obeys the law $\rho \propto r^{-7/4}$. However, there are a few disadvantages of this work. First, the potential from star distribution is neglected in comparison with the potential of a CBH. Second, all stars have the same mass. Besides, as was shown in [16–18], a distribution around massive black holes isn't stationary.

We focus on describing the evolution of a PBHs cluster using the orbit-averaged Fokker-Planck equation in energy space. The considered clusters have a wide mass ranges. In addition, we include in our calculations a massive BH in a cluster center which determines behaviour of density profile in a central region.

2 The Fokker-Planck equation

We study the spherically symmetric system of gravitating point masses and assume relaxation time is much longer than an orbital period, and there is no isotropy in velocity space. According to the assumptions, the distribution function (DF) f describing PBHs in a cluster depends only on energy E : $f(\mathbf{r}, \mathbf{v}) = f(E)$. Evolution of the DF is described by the orbit-averaged Fokker-Planck equation which in the multi-mass case has the form [16, 19]:

$$\frac{\partial N_i}{\partial t} = \frac{\partial}{\partial E} \left(m_i D_E(E, f) f_i + D_{EE}(E, f) \frac{\partial f_i}{\partial E} \right), \quad (1)$$

where m_i, f_i is mass and distribution function of i -th type of PBHs, respectively, and $N_i(E, t) = 4\pi^2 p(E) f_i(E, t)$ is number density in energy space.

Expressions for the coefficients in (1) are

$$D_E(E, f) = 16\pi^3\Gamma \sum_i \int_{\phi(0)}^E m_i f_i(E') p(E') dE', \quad (2)$$

$$D_{EE}(E, f) = 16\pi^3\Gamma \sum_i \left(q(E) \int_E^0 m_i^2 f_i(E') dE' + \int_{\phi(0)}^E m_i^2 f_i(E') q(E') dE' \right), \quad (3)$$

where the sum goes over all types of masses and $\Gamma = 4\pi G^2 \ln \Lambda$, $\ln \Lambda$ is the Coulomb logarithm. $p(E)$ and $q(E)$ are given by

$$p(E) = 4 \int_0^{\phi^{-1}(E)} dr r^2 \sqrt{2(E - \phi(r))}, \quad (4)$$

$$q(E) = \frac{4}{3} \int_0^{\phi^{-1}(E)} dr r^2 [2(E - \phi(r))]^{3/2},$$

where $\phi^{-1}(E)$ is the root of the equation $E = \phi(r)$. Asymptotic expressions for $q(E)$ and $p(E)$ in the case of the Keplerian potential $\phi(r) = -GM_\bullet/r$ is:

$$p(E) = \frac{\sqrt{2}\pi(GM_\bullet)^3}{4(-E)^{5/2}} = -\frac{3q}{2E}, \quad q(E) = \frac{\sqrt{2}\pi(GM_\bullet)^3}{6(-E)^{3/2}}, \quad (5)$$

which can be used to calculate $p(E)$ and $q(E)$ near the CBH or at large distances from the cluster. Here, M_\bullet is the CBH mass.

To study evolution of a self-gravitating system, it is necessary to solve together the Fokker-Planck equation (1) and the Poisson equation

$$\phi(r) = -4\pi G \left(\frac{1}{r} \int_0^r dr' r'^2 \rho(r') + \int_r^\infty dr' r' \rho(r') \right) - \frac{GM_\bullet}{r}, \quad (6)$$

where $\rho(r)$ is given by the expression

$$\rho(r) = 4\pi \sum_i m_i \int_{\phi(r)}^0 dE f_i(E) \sqrt{2(E - \phi(r))} = \sum_i \rho_i(r). \quad (7)$$

The technique of joint solution of the Poisson equation (6) and the Fokker-Planck equation (1) was described in the work [19] and improved in [16].

In practice, the density profile is initially defined, not the distribution function. In order to obtain the initial distribution function, it is necessary to use the Eddington formula [20, 21]:

$$f_i(E) = \frac{\sqrt{2}}{4\pi^2 m_i} \frac{d}{dE} \int_E^0 \frac{d\phi}{\sqrt{\phi - E}} \frac{d\rho_i}{d\phi}. \quad (8)$$

3 Results

We choose the initial density profile of the cluster in the form:

$$\rho_i(r) = \rho_{0,i} \left(\frac{r}{r_0} \right)^{-2} \left[1 + \left(\frac{r}{r_0} \right)^2 \right]^{-3/2}, \quad (9)$$

where $\rho_{0,i}$ is the normalization factor and $r_0 = 0.5$ pc. The mass spectrum is the same as in [12]

$$\frac{dN}{dM} \propto \frac{1}{M_\odot} \left(\frac{M}{M_\odot} \right)^{-2}, \quad (10)$$

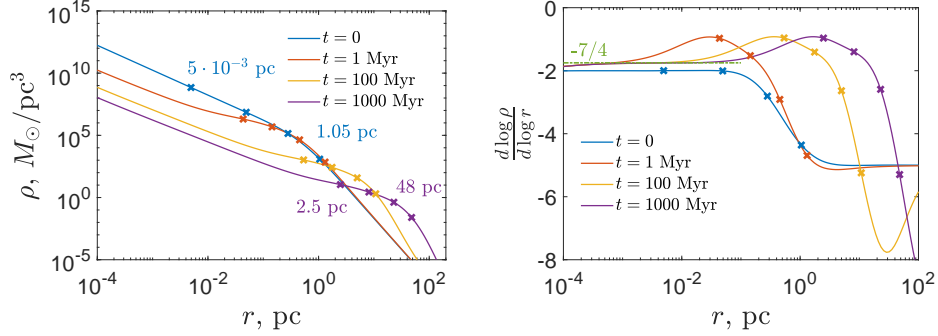
and PBHs masses range from $10^{-4}M_\odot$ up to 10^2M_\odot . We take the bin width such that the total masses of each component of PBHs are equal to each other. On a logarithmic scale, this corresponds to the same bin widths for the spectrum $dN/dM \propto M^{-2}$. Number of PBHs types is 10. The total mass of the cluster is 10^5M_\odot , i.e. the total mass of each component is 10^4M_\odot . The mass of the CBH is $M_\bullet = 10^3M_\odot$.

After we define the initial density profile and mass spectrum, we could solve the equations (1) and (6). The solution technique can be found in [16, 19]. Here we present the results.

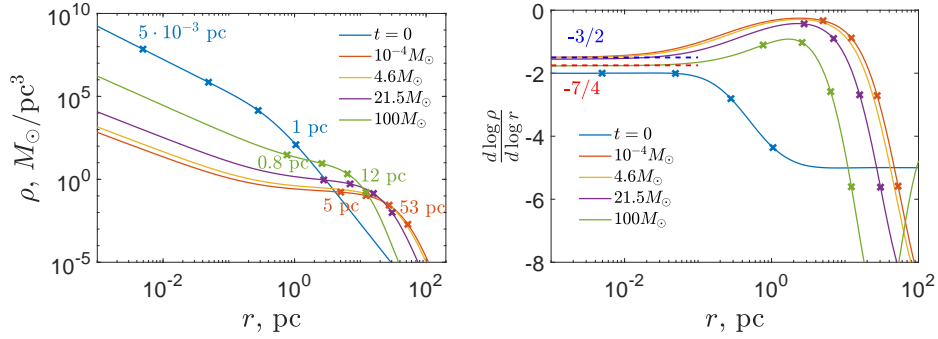
Figure 1 shows the evolution of the total density profile of PBHs and its slope. After ~ 1 Myr, the cusp $\rho \propto r^{-7/4}$ is established in the central region, it is well known as the Bachall-Wolf cusp [15]. Over time, the behaviour of the density profile extends to a larger values of radii. However, in figure 1b, one can see that only a small part of the cluster ($< 1\%$) has the profile $\rho \propto r^{-7/4}$. It can also be seen the cluster size has grown by ~ 50 times.

In figure 1c, it is shown that the behavior of the density profile in the central region of the cluster is determined by the most massive PBHs. Moreover, one can see heavy PBHs tend to be located near the central region of the cluster while the light ones tend to be at the periphery. Figure 1d presents that by the final time ~ 1 Gyr, the density profile of the heaviest component obtains the cusp in the central region $\rho \propto r^{-7/4}$ and the lighter components achieve $\rho \propto r^{-3/2}$.

In order to show how the redistribution of masses occurs, figure 2a illustrates the time dependence of the radii $r_{0.9}$ of the spheres containing 90% of masses of each component. It can be seen that at first 1 Myr, heavy PBHs are compressed toward the center of the cluster due to dynamical friction while other ones evolve in ‘‘a slow mode’’. Then, the cluster begins to expand. Figure 2b shows the time dependence of the sphere radius for the whole cluster. Thus, one can find a significant increase in the cluster size by ~ 50 times over ~ 1 Gyr.



(a) The PBHs density profile in the cluster over time. (b) The slope of the density profile.



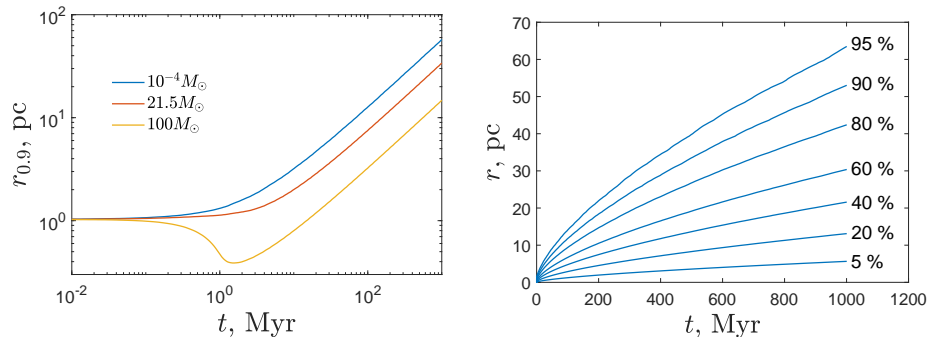
(c) The density profiles of the different types of PBHs at the initial and the final times. (d) The slopes of the density profiles for the different types of PBHs at the initial and the final times.

Figure 1: The evolution of the mass density of PBHs in the cluster is shown. Crosses corresponds to radii containing 1, 10, 50 90 % (from left to right) of the total mass. The radius values refer to the first and the last crosses at the initial and the final (~ 1 Gyr) times.

Conclusion

In this paper, the evolution of the PBHs cluster within the Fokker-Plank framework is studied. We note the significant redistribution of the cluster structure leading heavy black holes tend to be located near the cluster center and lighter ones tend to be at the periphery. In addition, a significant increase in the cluster size by ~ 50 times for a given initial density profile and mass spectrum is shown.

At the end of the conclusion, it should be noted the growth of the CBH mass due to gas accretion and capture of surrounding PBHs may change the cluster evolution rate, but it is beyond the scope of this research and



(a) The time dependence of the radii of the spheres containing 90% of the total mass for the different types of PBHs. (b) The evolution of the radii of the sphere containing the indicated percentage of the total cluster mass.

Figure 2: The evolution of the mass distribution.

should be considered separately.

Acknowledgements

The authors are grateful to K. M. Belotsky and S. G. Rubin for useful discussions. The work was supported by the Ministry of Science and Higher Education of the Russian Federation, project “Fundamental properties of elementary particles and cosmology” No 0723-2020-0041.

References

- [1] Y. B. Zel’dovich and I. D. Novikov, “The Hypothesis of Cores Retarded during Expansion and the Hot Cosmological Model”, *Sov. Astron.* **10**, 602 (1967).
- [2] M. Y. Khlopov, “Primordial black holes”, *Res. Astron. Astrophys.* **10**, 495–528 (2010), [arXiv:0801.0116 \[astro-ph\]](#).
- [3] B. Carr and F. Kühnel, “Primordial Black Holes as Dark Matter: Recent Developments”, *Annu. Rev. Nucl. Part. Sci.* **70**, 355–394 (2020), [arXiv:2006.02838 \[astro-ph.CO\]](#).
- [4] S. G. Rubin, M. Y. Khlopov, and A. S. Sakharov, “Primordial Black Holes from Non-Equilibrium Second Order Phase Transition”, *Grav. Cosmol.* **S6**, 51–58 (2000), [arXiv:hep-ph/0005271 \[hep-ph\]](#).

- [5] S. G. Rubin, A. S. Sakharov, and M. Y. Khlopov, “The Formation of Primary Galactic Nuclei during Phase Transitions in the Early Universe”, *J. Exp. Theor. Phys.* **92**, 921–929 (2001), [arXiv:hep-ph/0106187 \[hep-ph\]](#).
- [6] M. Y. Khlopov, S. G. Rubin, and A. S. Sakharov, “Primordial structure of massive black hole clusters”, *Astropart. Phys.* **23**, 265–277 (2005), [arXiv:astro-ph/0401532 \[astro-ph\]](#).
- [7] K. M. Belotsky et al., “Black hole clusters in our Galaxy”, *Grav. Cosmol.* **17**, 27–30 (2011).
- [8] K. M. Belotsky et al., “Clusters of black holes as point-like gamma-ray sources”, *Astropart. Phys.* **35**, 28–32 (2011), [arXiv:1212.2524 \[astro-ph.HE\]](#).
- [9] V. I. Dokuchaev, Y. N. Eroshenko, and S. G. Rubin, “Early formation of galaxies induced by clusters of black holes”, *Astron. Rep.* **52**, 779–789 (2008), [arXiv:0801.0885 \[astro-ph\]](#).
- [10] V. I. Dokuchaev, Y. N. Eroshenko, and S. G. Rubin, “Quasars formation around clusters of primordial black holes”, *Grav. Cosmol.* **11**, 99–104 (2005), [arXiv:astro-ph/0412418 \[astro-ph\]](#).
- [11] K. M. Belotsky et al., “Signatures of primordial black hole dark matter”, *Mod. Phys. Lett. A* **29**, 1440005, [10.1142/S0217732314400057 \(2014\)](#), [arXiv:1410.0203 \[astro-ph.CO\]](#).
- [12] K. M. Belotsky et al., “Clusters of Primordial Black Holes”, *Eur. Phys. J. C* **79**, 246 (2019), [arXiv:1807.06590 \[astro-ph.CO\]](#).
- [13] L. A. Khromykh and A. A. Kirillov, “The gravitational dynamics of the primordial black holes cluster”, *J. Phys. Conf. Ser.* **1390**, 012090, [10.1088/1742-6596/1390/1/012090 \(2019\)](#).
- [14] M. Trashorras, J. García-Bellido, and S. Nesseris, “The clustering dynamics of primordial black holes in N -body simulations”, [arXiv:2006.15018 \[astro-ph.CO\]](#).
- [15] J. N. Bahcall and R. A. Wolf, “Star distribution around a massive black hole in a globular cluster.”, *Astrophys. J.* **209**, 214–232 (1976).
- [16] E. Vasiliev, “A New Fokker-Planck Approach for the Relaxation-driven Evolution of Galactic Nuclei”, *Astrophys. J.* **848**, 10 (2017), [arXiv:1709.04467 \[astro-ph.GA\]](#).
- [17] M. J. Duncan and S. L. Shapiro, “Star clusters containing massive, central black holes. IV - Galactic tidal fields”, *Astrophys. J.* **253**, 921–938 (1982).

- [18] S. L. Shapiro, “Star clusters, self-interacting dark matter halos, and black hole cusps: The fluid conduction model and its extension to general relativity”, *Phys. Rev. D* **98**, 023021, [10.1103/PhysRevD.98.023021](https://arxiv.org/abs/1809.02618) (2018), [arXiv:1809.02618 \[astro-ph.HE\]](https://arxiv.org/abs/1809.02618).
- [19] H. Cohn, “Late core collapse in star clusters and the gravothermal instability”, *Astrophys. J.* **242**, 765–771 (1980).
- [20] J. Binney and S. Tremaine, *Galactic Dynamics: Second Edition* (Princeton University Press, Princeton, 2008).
- [21] D. Merritt, *Dynamics and Evolution of Galactic Nuclei* (Princeton University Press, Princeton, 2013).