

Weak Identification in Discrete Choice Models

David T. Frazier* Eric Renault† Lina Zhang‡ Xueyan Zhao§

March 9, 2021

Abstract

We study the impact of weak identification in discrete choice models, and provide insights into the determinants of identification strength in these models. Using these insights, we propose a novel test that can consistently detect weak identification in many commonly applied discrete choice models, such as probit, logit, and many of their extensions. Furthermore, we demonstrate that if the null hypothesis that identification is weak can be rejected, Wald-based inference can be carried out using standard formulas and critical values. A Monte Carlo analysis compares our proposed testing approach against commonly applied weak identification tests. The results simultaneously demonstrate the good performance of our approach and the fundamental failure of conventionally applied, i.e., linear, weak identification tests in this context. We compare our testing approach to those commonly applied in the literature within two empirical examples: married women labor force participation, and US food aid and civil conflicts.

Keywords: Discrete Choice Models; Weak Instruments; Weak identification; Identification Testing

1 Introduction

A prevalent econometric issue is the assessment of the causal impact of some economic variable on a qualitative feature of the economy. For example, there is a growing body of research that studies the causal impact of economic conditions on civil conflict in developing countries. In this context, economic conditions may be summarized by a given state variable like “economic growth” (see e.g. Miguel et al., 2004) or one may set the focus on a given policy tool, such as US Food Aid (see Nunn and Qian, 2014). In such settings, the most common modeling strategy is to characterize

*Department of Econometrics and Business Statistics, Monash University (david.frazier@monash.edu). Frazier was supported by the Australian Research Council’s Discovery Early Career Researcher Award funding scheme (DE200101070).

†Department of Economics, University of Warwick, and Department of Econometrics and Business Statistics, Monash University (eric.renault@warwick.ac.uk).

‡Department of Econometrics and Business Statistics, Monash University (lina.zhang@monash.edu). Zhang acknowledges the travel grant provided by the IAAE.

§Department of Econometrics and Business Statistics, Monash University (xueyan.zhao@monash.edu).

the distribution of a qualitative variable, say y_1 , via some piecewise constant function of a latent quantitative variable, say y_1^* . This allows the researcher to see y_1^* as driven by a regression equation. If y_2 stands for the economic variable whose causal impact is at stake, we will consider a regression equation:

$$y_{1i}^* = \alpha y_{2i} + x_i' \beta + u_i, \quad i = 1, \dots, n, \quad (1)$$

where x denotes a vector of k_x exogenous variables and, for sake of expositional simplicity, we observe $i = 1, 2, \dots, n$ independent and identically distributed (i.i.d.) cross-sectional realizations of the random variables.¹

The causal analysis of interest is conducted through statistical inference on the true unknown value of the parameter α that must be carefully defined in order to account for the (possible) presence of simultaneity. The critical feature to recall about such a setting is that the structural model (1) can not be seen as a model for the conditional expectation of y_1^* given y_2 and x because more often than not the economic variable y_2 is not exogenous and thus the conditional expectation given its actual value does not have a causal interpretation.

To illustrate this point, considered the concrete example given by Nunn and Qian (2014) on the impact of US food aid in civil conflicts: let y_{2i} denote the amount of US food aid to country i , and assume we are interested in analyzing if y_{2i} causes new civil conflicts and/or helps offset existing conflicts. In this setting, one must be concerned about the existence of reverse causality (“Do countries receive US aid precisely because they are doing well?”) or common cause (“May US strategic objectives be a common cause for conflict and food aid receipts?”) between these two measurements. For this reason, identification of the structural parameters in (1) will require a set of instrumental variables (hereafter, IV) z that are assumed to be exogenous.

However, even with an instrumental variable z in hand, estimation of the key quantity of interest, α , is hindered by the fact that the scale of the latent variable y_{1i}^* is often unobservable, and at best we can hope to observe the sign of y_{1i}^* . As such, we consider that we only observe a binary y_{1i} defined as²

$$y_{1i} = 1[y_{1i}^* > 0].$$

Critically, while the case of binary y_{1i} is commonly treated in many economic applications with endogeneity, the potential impact on the relevance of the underlying instruments, i.e., their “strength”, and, thus their ability to identify the quantity of interest, has not been sufficiently well-studied in this setting.

The goal of this paper is to understand, characterize, and quantify the concept of instrument strength as it pertains to discrete choice models. We make three primary contributions. First, we give a novel characterization of instrument strength in discrete choice models which demonstrates that instrument strength can be significantly impacted by factors other than the linear correlation between the instruments and the endogenous variables. Our second contribution is to use this characterization of instrument strength to propose a consistent test for the null hypothesis that “instruments are so weak that point estimators are inconsistent”, while under the alternative consistent estimation is warranted. Our final contribution is to demonstrate that, once we have rejected the null of inconsistent estimation, Wald-based inference can be carried out in the standard manner.

¹In the introduction, we use the terminology “exogenous” to refer to the explanatory variables x_i and to the instrumental variables z_i . In Section 2.1 we define, following Newey et al. (1999), a precise concept of control variables that is more relevant than (and not equivalent to) the common concept of exogeneity.

²At the cost of more involved notations, the methodology developed in this paper can easily be extended to a wide variety of multinomial models, such as, for instance, ordered probit models. To some extent, the binary case considered here is the most extreme case of information loss with respect to the observation of the latent variable.

We now discuss these contributions in more detail, and place them into the broader literature on weak instruments.

Testing for Instrument Strength: Existing Literature

Since the analysis of Staiger and Stock (1997), practitioners have used the well-regarded “rule-of-thumb” to measure instrument strength in the case of continuous y_{1i} . The magnitude of the F -statistic from the reduced form regression equation is arguably the most common measure for determining instrument strength in the linear regression model. Subsequent to the development of the rule-of-thumb, several influential refinements of this measure, and indeed the very concept of weak instruments in the linear model, have been put forward. Stock and Yogo (2005) provide a quantitative definition of weak instruments in the linear model, and use this definition to propose a formal test for instrument weakness. While the approach of Stock and Yogo (2005) relies on conditionally homoskedastic and serially uncorrelated regression errors, an extension of the Stock and Yogo (2005) testing strategy to heteroskedastic and serially correlated errors is devised in Montiel Olea and Pflueger (2013).

However, when one moves to general nonlinear economic models, the impact of instrument weakness on the resulting estimates is more difficult to ascertain. As presented in Antoine and Renault (2009, 2012), and following the work of Hahn and Kuersteiner (2002) and Caner (2009), there can exist a range of identification strengths in nonlinear models, between the extreme cases of weak identification (when estimators are not consistent) and strong identification (when estimators are consistent and root- n asymptotically normal). Indeed, these authors have shown that the generalized method of moments (GMM) estimators can be consistent at a rate slower than the canonical rate of $1/2$, but only in the case of a convergence rate strictly larger than $1/4$ is standard inference based on the normal distribution approximation warranted. The key issue is that, when convergence is too slow and the model is nonlinear, second-order terms in Taylor expansions, which govern the behavior of the estimator, may not be negligible in front of first-order terms, so that standard asymptotic inference may no longer be valid. Such slow rates of convergence have also been documented in the case of many weak instruments (see Newey and Windmeijer, 2009 and references therein) while a general study of nearly strong instruments is available in Andrews and Cheng (2012).

Using this characterization of varying identification strength, Antoine and Renault (2020) have devised a testing strategy that is capable of detecting (certain levels of) instrument strength in nonlinear models estimated by GMM. The proposed test, dubbed the distorted J-test (DJ test), is based on computing the GMM J-test statistic at a slightly perturbed value of the continuously updated GMM (CUGMM) estimator. The logic behind the test is that, if the instruments are truly weak, a small perturbation of the J-statistic will not significantly alter its value, while if the instruments are not weak this perturbation will result in a significant increase in the value of the J-statistic. Similar to other inference strategies robust to weak identification, the approach explicitly relies on the nature of the CUGMM objective function, which, as originally pointed out by Stock and Wright (2000), automatically controls the behaviour of the GMM objective function under weak identification.

Interestingly, Antoine and Renault (2020) have demonstrated that their DJ test is akin to the standard rule-of-thumb when the model is linear and homoskedastic. In contrast, they stress (see also Windmeijer, 2019 for related work in the context of clustering) that this DJ test differs from standard “robustified” versions of the rule-of-thumb in case of a heteroskedastic linear model. We note, in particular, that when using linear probability models, one is faced (besides the well-known

criticisms of this approach) with a severely heteroskedastic linear model.

Herein, we adapt the general testing strategy of Antoine and Renault (2020) to the case of discrete choice models and construct a consistent test for the null hypothesis that the instruments are too weak to allow consistent point estimation. Following the nomenclature of Antoine and Renault (2020), we refer to this test as a distorted J-test (DJ test). Similar to Antoine and Renault (2020), we demonstrate that our DJ test can be interpreted as a natural “generalized rule-of-thumb” in the context of discrete choice models, in the sense that this test appropriately modifies the standard approach to account for both heteroskedasticity and non-linearity.

We compare the performance of this test with the aforementioned existing approaches both through Monte Carlo experiments and an empirical analysis. Monte Carlo results show that our DJ test, albeit conservative, has respectable power. However, the crucial feature of this approach is its ability to discern that the underlying estimator may not be reliable, while the standard rule-of-thumb, because it overlooks information lost due to the nonlinearity of the model, will severely over-reject the null of weak identification.

When applied to real data, our DJ test is able to unambiguously determine when the null of weak identification should be rejected (as in the textbook example of the causal effect of education of married women on their labor force participation, with strong instruments like parents education), while it rightly questions the use of standard inference approaches when identification appears weak. In particular, by contrast with the naive rule-of-thumb, the DJ test casts some doubt on the consistency of the estimator of the parameter α in (1) applied to US food aid and offset of civil conflicts, which is key for the reliability of the important conclusion of Nunn and Qian (2014) that “the primary effect of food aid is to prolong the duration of smaller-scale conflicts”.

In addition to the development of our DJ test, this paper also reinforces the asymptotic theory developed in Antoine and Renault (2009, 2012) regarding inference with nearly-strong instruments. By characterizing the strength of instruments in terms of a drifting data generating process, a la Staiger and Stock (1997) and Stock and Wright (2000), we demonstrate that once the null hypothesis of estimator inconsistency has been rejected, Wald-based inference can be performed as normal. This result is in stark contrast to the existing results for general nonlinear models under weak identification, where it has been shown that standard inference is only warranted once the rate of convergence is strictly larger than $1/4$. In this setting, our ability to perform standard inference stems from the fact that discrete choice models are built from latent linear models, albeit non-linear, which we demonstrate are close enough to linear models to validate standard inference once the underlying estimator is consistent. While the convergence rate of the resulting estimator may be very slow, the studentization performed in computing Wald test statistics make their behavior consistent with the standard critical values. In short, if our DJ test rejects the null of estimator inconsistency (which will be accomplished asymptotically with probability one under the alternative), the practitioner can safely apply standard inference procedures.

In this respect, our recommendation remains true to the widespread practice of a two-stage decision rule: a pretest for weak IV followed by standard inference when the null of weak identification is rejected. Of course, an alternative would be to use more computationally demanding inference strategies that are robust to weak identification. The robust approach proposed by Kleibergen (2005) has been extended by Magnusson (2010) to the context of limited dependent variable models. More generally, while the existence of weak IV is a common phenomena, there is little theoretical evidence regarding the properties of GMM estimators in endogenous discrete choice models. Using Monte Carlo simulations, Dufour and Wilde (2018) demonstrate the poor behavior of Wald and Likelihood Ratio tests in the presence of weak instrument. Finlay and Magnusson (2009) considers the Wald

test for the probit model and find that, with weak instruments, the test significantly over-rejects the null hypothesis (the truth).

We note that the development of a consistent test for weak instrument in discrete choice models is particularly important since the similarity between the linear model and common discrete choice models, such as the probit model, have led researcher to apply tests that are appropriate for linear models to this nonlinear context. In particular, it is relatively common to apply the rule-of-thumb developed by Staiger and Stock (1997) in the linear context to detect the present of weak instruments in discrete choice models: see, e.g., Miguel et al. (2004), Arendt (2005), McKenzie and Rapoport (2011), Cawley and Meyerhoefer (2012), Block et al. (2013) and Goto and Iizuka (2016). However, the above studies do not question the validity of this rule-or-thumb in discrete choice models. Some other researchers may prefer to abandon the discrete choice framework in favor of the linear probability models; see, e.g., Lochner and Moretti (2004), Powell et al. (2005), Kinda (2010), Ruseski et al. (2014). Besides the fact that they are heavily heteroskedastic, linear probability models are by definition misspecified. Since our DJ test is based on a distortion of the standard J-test statistic for misspecification, it should not be used in the context of misspecified moment models.

The remainder of the paper is organized as follows.

Section 2 introduces our model setup and assumptions. The key maintained assumption is the existence of a control function, in which the conditional probability distribution of the structural error term, given all the variables in the reduced form regression, coincides with the conditional distribution of the structural error term conditional on the reduced form error term. The control function approach for probit with endogeneity has been pioneered by Rivers and Vuong (1988) and led them to put forward a two-stage conditional maximum likelihood (2SCML) approach. In this section, we note that a GMM framework allows us to obtain asymptotically equivalent estimators for the structural parameters without necessarily resorting to a two-stage approach. Moreover, we show that our GMM approach is also versatile enough to encompass the Quasi-LIML approach of Wooldridge (2014).

In Section 3, we present our DJ test and prove its asymptotic properties: size control (for the null of weak identification) and consistency (under the alternative). We further demonstrate that as long as the estimators are consistent (i.e., under the alternative to the null hypothesis of weak identification), standard Wald-style inference can be applied. This stands in contrast to the general case of identification strength for nonlinear models considered in Antoine and Renault (2009, 2012) and Andrews and Cheng (2014), where it is shown that in nonlinear models standard inference approaches are warranted only when the rate of convergence is faster than the $1/4$ rate. Lastly, we demonstrate that, in the context of a discrete choice model, the DJ test can be interpreted as a generalized rule-of-thumb that accounts for the nonlinear nature of the probit model.

Monte Carlo experiments in Section 4 compare the finite-sample properties of our proposed DJ test as well as the performance of other weak IV tests. Section 5 applies our weak IV test to two empirical examples: Wooldridge (2010) married women labor force participation, and Nunn and Qian (2014) US food aid and civil conflicts. Section 6 concludes.

2 General Framework

Blundell and Powell (2004) propose a control function (hereafter, CF) approach to conduct inference on the structural parameters of endogenous binary choice models. In this and the next section, we examine the impact of weak instruments on such a CF approach to inference. However, we first

demonstrate the general point that a CF approach allows us to see both the 2SCML of Rivers and Vuong (1988) and the Quasi-LIML approach of Wooldridge (2014) as particular cases of a class of GMM estimators, which we discuss in Section 2.2. While these GMM estimators can always be characterized by a one-step minimization problem, using similar arguments to those in Section 6 of Newey and McFadden (1994), we can also interpret the estimator of the structural parameters as a two-step estimator, whereby a preliminary plug-in estimator (obtained from a reduced form regression equation) is used within the moments. After establishing the general framework, in Section 2.3 we then sketch the weak IV issue in the context of probit models.

2.1 Model and Control Function Approach

Newey et al. (1999) suggest that the key for a CF approach is to start from a triangular simultaneous equations model. In the context of endogenous binary choice models, this entails specifying structural and reduced form regression equations, and the mechanism generating the binary responses.

The structural equation characterizes the response of an unobservable endogenous variable y_{1i}^* , conditional on a scalar-valued endogenous variable y_{2i} and a k_x -dimensional vector of explanatory variables x_i , as the sum of an unknown structural function $g(y_{2i}, x_i)$ and a structural error term u_i :³

$$y_{1i}^* = g(y_{2i}, x_i) + u_i, \quad \mathbb{E}[u_i] = 0. \quad (2)$$

For sake of expositional simplicity, we will maintain the following linear specification for the structural function

$$g(y_{2i}, x_i) = \alpha y_{2i} + x_i' \beta,$$

but we note that the analysis remains applicable to any situation where $g(y_{2i}, x_i)$ is a parametric function of (y_{2i}, x_i) ; the case of nonparametric $g(\cdot)$ is beyond the scope of this current paper, and is left for future research. Our primary focus of interest is the case where only the sign of the quantitative structural variable y_{1i}^* is observable, which yields the structural equation defining the observed binary outcome y_{1i} :⁴

$$y_{1i} = 1[y_{1i}^* > 0].$$

A reduced form, or first stage, regression equation relates the endogenous explanatory variable y_{2i} to a k_z -dimensional vector of valid instrumental variables, z_i , and the explanatory variables x_i :

$$y_{2i} = \pi(x_i, z_i) + v_i, \quad \mathbb{E}[v_i | x_i, z_i] = 0. \quad (3)$$

Remark 1. While we have chosen to view the reduced form regression equation (3) as the specification of a conditional expectation, we could alternatively follow the quasi-LIML estimation approach of Wooldridge (2014). In his approach, the reduced form regression equation is only required to be a linear projection of y_{2i} onto x_i and z_i . We will always assume that x_i includes a constant, so that the reduced form error term v_i has a zero mean. That is, instead of (3), we could have assumed

$$y_{2i} = x_i' \pi + z_i' \xi + v_i, \quad \mathbb{E}[v_i] = 0, \quad \text{with } \text{Cov} \left(\begin{bmatrix} x_i \\ z_i \end{bmatrix}, v_i \right) = 0. \quad (4)$$

³While Imbens and Newey (2009) propose an even more general structural model where the error term u_i may not be additively separable at the cost of more restrictive independence assumptions, such an extension is beyond the scope of this paper.

⁴The binary choice model allows us to address the issue of weak identification in the case of maximum information loss going from the quantitative latent variable y_{1i}^* to the observed variable y_{1i} . However, we note that the general methodology developed in this paper would be similarly relevant for any observation scheme that would define y_{1i} as a known function of y_{1i}^* and x_i (see e.g Tobit model, Gompit model, disequilibrium model, etc.).

Remark 2. As noted by Blundell and Powell (2004), the reduced form error term v_i often appears to be conditionally heteroskedastic. Taking this possibility into account will allow us to devise more efficient estimators when the reduced form error term is deduced from a conditional expectation rather than from only a linear projection. We will actually combine the advantages of both approaches (3) and (4) by assuming that:

$$y_{2i} = x_i' \pi + z_i' \xi + v_i, \quad \mathbb{E}[v_i | x_i, z_i] = 0 \quad (5)$$

However, it must be acknowledged that the linearity assumption for the conditional expectation is restrictive, and prevents us from considering cases where the endogenous explanatory variable y_{2i} is itself qualitative.⁵

As stressed by Newey et al. (1999), the CF approach does not assume that x_i and z_i are valid instruments, in that the approach does not require

$$\mathbb{E}[u_i | x_i, z_i] = 0, \quad (6)$$

but instead only that

$$\mathbb{E}[u_i | v_i, x_i, z_i] = \mathbb{E}[u_i | v_i]. \quad (7)$$

Moreover, it is worth realizing that neither equation (6) or equation (7) implies the other. While we will eventually maintain a stronger version of equation (7), i.e., u_i conditionally independent of x_i, z_i given v_i , there is no reason to believe that v_i is itself independent of x_i, z_i , which jointly with the former conditional independence would be tantamount to joint independence of (u_i, v_i) and (x_i, z_i) , and would in turn imply (6). In particular, such independence would rule out the possibility of conditional heteroskedasticity for the error term v_i in the reduced form regression equation (5).

As clearly defined by Wooldridge (2015), “a control function is a variable that, when added to a regression, renders a policy variable appropriately exogenous.” Typically, the restriction in (7) allows us to rewrite equation (2) as

$$y_{1i}^* = g(y_{2i}, x_i) + \mathbb{E}[u_i | v_i] + \varepsilon_i, \quad (8)$$

where

$$\varepsilon_i = y_{1i}^* - \mathbb{E}[y_{1i}^* | v_i, x_i, z_i] = u_i - \mathbb{E}[u_i | v_i],$$

which ensures, by definition, that the policy variable is appropriately exogenous; i.e.,

$$\mathbb{E}[\varepsilon_i | y_{2i}, x_i, v_i] = 0.$$

In their seminal work, Rivers and Vuong (1988) note that the only assumption needed to obtain valid inference in the probit model is that the conditional distribution of u_i given v_i is normal with a mean that is linear in v_i and with a fixed variance. While this condition is satisfied if (u_i, v_i) is jointly normal, joint normality is not required in general. Similarly, for general discrete choice models a CF approach can be constructed by assuming that $\mathbb{E}[u_i | v_i]$ is linear in v_i and that $\varepsilon_i = u_i - \mathbb{E}[u_i | v_i]$ is independent of v_i , along with an assumption that ε_i has a known continuous

⁵We also note that, while Blundell and Powell (2004) propose a nonparametric estimator of the possibly nonlinear regression function $\pi(x_i, z_i)$, a given nonlinear parametric form of this regression function would not result either in a significant change in our proposed methodology.

cumulative distribution function denoted by Φ . We assume that this probability distribution is symmetric, i.e., $\Phi(\varepsilon) = 1 - \Phi(-\varepsilon)$, which, together with (7), allows us to write

$$\begin{aligned}\Pr[y_{1i} = 1 \mid v_i, x_i, z_i] &= \Pr\{\varepsilon_i > -g(y_{2i}, x_i) - \mathbb{E}[u_i \mid v_i] \mid v_i, x_i, z_i\} \\ &= \Phi\{g(y_{2i}, x_i) + \mathbb{E}[u_i \mid v_i]\}.\end{aligned}$$

We now collect the maintained assumptions on the general model in (2)-(3).

Assumption 1: The following conditions are satisfied.

(A.1) (*Observation scheme*) The observed data $\{s_i\}_{i=1}^n = \{(y_{1i}, y_{2i}, x'_i, z'_i)'\}_{i=1}^n$ is an i.i.d. sample and for some $\kappa > 0$, $\mathbb{E}[\|s_i\|^{2+\kappa}] < \infty$.

(A.2) (*Reduced form regression*): $y_{2i} = \pi(x_i, z_i) + v_i$, and $\mathbb{E}[v_i \mid x_i, z_i] = 0$.

(A.3) (*Structural equation*): (i) $\mathbb{E}[u_i \mid v_i, x_i, z_i] = \mathbb{E}[u_i \mid v_i]$; (ii) Φ is a known cumulative distribution function, twice continuously differentiable and strictly increasing, such that $\Phi(\varepsilon) = 1 - \Phi(-\varepsilon)$; (iii) for some unknown parameter $\tilde{\rho} \in \mathbb{R}$,

$$\Pr[y_{1i} = 1 \mid v_i, x_i, z_i] = \Phi[g(y_{2i}, x_i) + \tilde{\rho}v_i].$$

(A.4) (*Linearity*): The unknown functions $g(\cdot, \cdot)$ and $\pi(\cdot, \cdot)$ are linear:

(i) For unknown parameters $\alpha \in \mathbb{R}$ and $\beta \in \mathbb{R}^{k_x}$, $g(y_{2i}, x_i) = \alpha y_{2i} + x'_i \beta$;

(ii) For unknown parameters $\pi \in \mathbb{R}^{k_x}$ and $\xi \in \mathbb{R}^{k_z}$, $\pi(x_i, z_i) = x'_i \pi + z'_i \xi$.

(A.5) (*Parameters*) The unknown parameters $\theta = (\theta'_1, \theta'_2)'$, where $\theta_1 := (\tilde{\rho}, \alpha, \beta)'$ and $\theta_2 := (\pi', \xi)'$, are of dimension $p = 2 + 2k_x + k_z$. We have $\theta_1 \in \Theta_1 \subset \mathbb{R}^{k_x+2}$, $\theta_2 \in \Theta_2 \subset \mathbb{R}^{k_x+k_z}$, $\Theta := \Theta_1 \times \Theta_2$ and Θ is compact. For θ^0 denoting the unknown true value of θ , we have $\theta^0 \in \text{Int}(\Theta)$.

As already mentioned, the linearity in **Assumption (A.4)** is innocuous and what follows can be extended to settings where $g(y_{2i}, x_i)$ has any parametric single-index structure and to cases where $\pi(x_i, z_i)$ has any parametric form. In the more general nonparametric setting, Newey et al. (1999) demonstrate that identification by CF of the structural model is tantamount to assuming that there is no functional relationship between the random variables y_{2i}, x_i and v_i (see Newey et al. 1999 for a precise definition of this concept). With a linear structural function $g(y_{2i}, x_i)$, identification of the structural parameter α is equivalent to assuming that y_{2i} is not a linear combination of x_i and v_i , meaning that the reduced form regression depends on z_i , i.e., $\xi \neq 0$.

To give a more concise treatment, throughout the remainder we restrict our analysis to the case where Φ is the CDF of the standard normal distribution and refer to the model:

$$\Pr[y_{1i} = 1 \mid v_i, x_i, z_i] = \Phi[\alpha y_{2i} + x'_i \beta + \tilde{\rho}v_i]$$

as a probit model. Since only the sign of the latent variable y_{1i}^* is observed, the probit model generally requires the normalization condition $\text{Var}(u_i) = 1$. However, it is without loss of generality to instead consider the normalization condition

$$\text{Var}[u_i \mid v_i] = \text{Var}(\varepsilon_i) = 1.$$

If ρ denotes the linear correlation coefficient between u_i and v_i , the above normalization ensures that

$$\text{Var}(u_i) = \tilde{\rho}^2 \text{Var}(v_i) + 1 = \rho^2 \text{Var}(u_i) + 1,$$

where $\sigma_v = \sqrt{\text{Var}(v_i)}$,

$$\text{Var}(u_i) = \frac{1}{1 - \rho^2}, \quad \tilde{\rho} = \frac{\rho}{\sigma_v \sqrt{1 - \rho^2}},$$

and where we have that $\tilde{\rho}$ is monotonic in ρ . Of course, the simultaneity/endogeneity problem is in evidence if and only if $\rho \neq 0$ or equivalently $\tilde{\rho} \neq 0$.

2.2 Estimating Equations

Throughout the remainder, we partition the parameter vector as $\theta = (\theta'_1, \theta'_2)'$, where

$$\theta_1 = (\tilde{\rho}, \alpha, \beta')', \quad \theta_2 = (\pi', \xi')'.$$

The vector θ_1 (resp., θ_2) represents the vector of structural (resp., reduced-form) parameters. Following **Assumption 1**, the true value of the reduced form parameters θ_2 is defined by the conditional moment restrictions

$$\mathbb{E}[r_{2i}(\theta_2) | x_i, z_i] = 0, \quad \text{where } r_{2i}(\theta_2) = y_{2i} - x'_i \pi - z'_i \xi. \quad (9)$$

For fixed θ_2 , the true value of the structural parameters θ_1 is defined by the conditional moment restrictions

$$\mathbb{E}[r_{1i}(\theta_1, \theta_2) | y_{2i}, x_i, z_i] = 0, \quad \text{where } r_{1i}(\theta_1, \theta_2) = y_{1i} - \Phi[\alpha y_{2i} + x'_i \beta + \tilde{\rho} v_i(\theta_2)], \quad (10)$$

and where

$$v_i(\theta_2) = r_{2i}(\theta_2) = y_{2i} - x'_i \pi - z'_i \xi.$$

As usual, we will handle conditional moment restrictions by choosing vectors of instrumental functions, denoted respectively as $\tilde{b}(x_i, z_i)$ for (9) and $\tilde{a}(y_{2i}, x_i, z_i)$ for (10), and where it is assumed that the moments $\mathbb{E}[\|\tilde{a}(y_{2i}, x_i, z_i)\|^{2+\kappa}]$ and $\mathbb{E}[\|\tilde{b}(x_i, z_i)\|^{2+\kappa}]$ are finite for some $\kappa > 0$. For a given choice of instrumental functions $\tilde{a}(\cdot, \cdot, \cdot)$ and $\tilde{b}(\cdot, \cdot)$, we maintain the following identification assumption.

Assumption 2 (Identification): The true unknown value $\theta^0 = (\theta_1^{0'}, \theta_2^{0'})' \in \text{Int}(\Theta)$ is the unique solution $\theta \in \Theta$ to the following moment restrictions:

$$\begin{aligned} \text{Reduced form:} \quad & \mathbb{E}[\tilde{b}(x_i, z_i) r_{2i}(\theta_2)] = 0 & \iff & \theta_2 = \theta_2^0, \\ \text{Structural:} \quad & \mathbb{E}[\tilde{a}(y_{2i}, x_i, z_i) r_{1i}(\theta_1, \theta_2^0)] = 0 & \iff & \theta_1 = \theta_1^0. \end{aligned}$$

We can summarize the unconditional moment conditions in **Assumption 2** as follows: for $H \geq p$, and H -dimensional vectors a_i and b_i of the same dimension, define

$$g_i(\theta) = a_i r_{1i}(\theta_1, \theta_2) + b_i r_{2i}(\theta_2), \quad \text{where } a_i = \begin{bmatrix} \tilde{a}(y_{2i}, x_i, z_i) \\ \mathbf{0} \end{bmatrix}, \quad b_i = \begin{bmatrix} \mathbf{0} \\ \tilde{b}(x_i, z_i) \end{bmatrix}$$

then **Assumption 2** implies that the moment function $g_i(\theta)$ satisfies

$$\mathbb{E}[g_i(\theta)] = 0 \iff \theta = \theta^0.$$

A GMM estimator of θ^0 can then be constructed using the moment function

$$g_i(\theta) = (g_{1i}(\theta)', g_{2i}(\theta)')', \quad \text{where } g_{1i}(\theta) = \tilde{a}(y_{2i}, x_i, z_i) r_{1i}(\theta), \quad g_{2i}(\theta) = \tilde{b}(x_i, z_i) r_{2i}(\theta). \quad (11)$$

In particular, for W_n a sequence of positive-definite $H \times H$ weighting matrix, we can estimate θ^0 using the GMM estimator

$$\hat{\theta}_n = \arg \min_{\theta \in \Theta} \bar{g}_n(\theta)' W_n \bar{g}_n(\theta), \text{ where } \bar{g}_n(\theta) = \frac{1}{n} \sum_{i=1}^n g_i(\theta) \equiv (\bar{g}_{1n}(\theta)' \quad \bar{g}_{2n}(\theta)')'.$$

Remark 3. In general, imposing that some components of the vectors a_i and b_i are zero prevents us from choosing optimal instruments, and ultimately results in $\hat{\theta}_n$ being an inefficient estimator of θ^0 . The characterization of optimal instrumental functions for the joint set (9) and (10) of conditional moment restrictions is non-standard because they correspond to different conditioning variables. The optimal instrumental functions in this case have been characterized by Kawaguchi et al. (2017) (see also Ai and Chen (2003) for a general study). Their result implies that in case of overidentification and simultaneity ($\tilde{\rho} \neq 0$), the first set $r_{1i}(\theta)$ of moment conditions is also informative about θ_2 , so that a more efficient estimator of θ_2 (and in turn θ_1) is obtained by an appropriate choice of a_i in which all of its components are non-zero.

While the specific choice of instrumental functions a_i and b_i may be sub-optimal, this choice allows us to demonstrate the equivalence between a GMM-based approach and the 2SCML approach of Rivers and Vuong (1988). In particular, for $g_{1i}(\theta)$ and $g_{2i}(\theta)$ defined as in equation (11), we have that

$$\begin{aligned} \text{Cov} [g_{1i}(\theta^0), g_{2i}(\theta^0)] &= \mathbb{E} \left[\tilde{a}(y_{2i}, x_i, z_i) \tilde{b}'(x_i, z_i) r_{1i}(\theta^0) r_{2i}(\theta^0)' \right] \\ &= \mathbb{E} \left\{ \tilde{a}(y_{2i}, x_i, z_i) \tilde{b}'(x_i, z_i) r_{2i}(\theta^0) \mathbb{E}[r_{1i}(\theta^0) | y_{2i}, x_i, z_i] \right\} = 0. \end{aligned}$$

Thus, an efficient GMM estimator based on the moment functions in (11) can be defined as

$$\begin{aligned} \hat{\theta}_n &= \arg \min_{\theta \in \Theta} \bar{g}_n(\theta)' \begin{bmatrix} W_{1n} & 0 \\ 0 & W_{2n} \end{bmatrix} \bar{g}_n(\theta) \\ &= \arg \min_{\theta \in \Theta} \{ \bar{g}_{1n}(\theta)' W_{1n} \bar{g}_{1n}(\theta) + \bar{g}_{2n}(\theta)' W_{2n} \bar{g}_{2n}(\theta) \}, \end{aligned}$$

for an appropriate choice of the weighting matrices W_{1n} and W_{2n} . Consequently, the components of the first-order conditions for the structural parameters θ_1 are given by

$$\frac{\partial \bar{g}_{1n}(\hat{\theta}_n)'}{\partial \theta_1} W_{1n} \bar{g}_{1n}(\hat{\theta}_n) = 0. \quad (12)$$

Equation (12) allows us to see the estimator $\hat{\theta}_{1n}$ as a two-step estimator based on the moment conditions

$$\mathbb{E}[r_{1i}(\theta_1, \theta_2^0) | y_{2i}, x_i, z_i] = 0, \quad (13)$$

where the nuisance parameter θ_2^0 is replaced by a consistent first-step estimator $\hat{\theta}_{2n}$. From (12), we can see that the estimator $\hat{\theta}_{1n}$ is the solution in $\theta_1 = (\tilde{\rho}, \alpha, \beta)'$ to the $(2 + k_x)$ orthogonality conditions

$$\sum_{i=1}^n \gamma_{i,n} \left\{ y_{1i} - \Phi \left[\alpha y_{2i} + x_i' \beta + \tilde{\rho} v_i(\hat{\theta}_{2n}) \right] \right\} = 0, \text{ for } \gamma_{i,n} = \frac{\partial \bar{g}_{1n}(\hat{\theta}_n)'}{\partial \theta_1} W_{1n} \tilde{a}(y_{2i}, x_i, z_i). \quad (14)$$

The optimal instruments associated with estimation of θ_1^0 in equation (13) (i.e., where θ_2^0 is known) are given by any consistent estimator of:

$$\gamma_i^* = [\text{Var}(r_{1i}(\theta_1^0, \theta_2^0) | y_{2i}, x_i, z_i)]^{-1} \mathbb{E} \left[\frac{\partial r_{1i}(\theta_1^0, \theta_2^0)}{\partial \theta_1} | y_{2i}, x_i, z_i \right] \equiv \frac{\phi_i(\theta^0)}{\Phi_i(\theta^0)[1 - \Phi_i(\theta^0)]} \begin{bmatrix} v_i(\theta_2^0) \\ y_{2i} \\ x_i \end{bmatrix}$$

where

$$\begin{aligned} \Phi_i(\theta^0) &= \Phi[\alpha^0 y_{2i} + x_i' \beta^0 + \tilde{\rho}^0 v_i(\theta_2^0)] \\ \phi_i(\theta^0) &= \phi[\alpha^0 y_{2i} + x_i' \beta^0 + \tilde{\rho}^0 v_i(\theta_2^0)] \end{aligned}$$

and $\phi(x) = d\Phi(x)/dx$ is the probability density function associated to Φ .

Therefore, if one were to choose a consistent estimator of γ_i^* as instruments, the estimator $\hat{\theta}_{1n}$ can be seen as the solution in $\theta_1 = (\tilde{\rho}, \alpha, \beta')'$ to the equations:

$$\sum_{i=1}^n \frac{\phi_i(\theta_1, \hat{\theta}_{2n})}{\Phi_i(\theta_1, \hat{\theta}_{2n}) [1 - \Phi_i(\theta_1, \hat{\theta}_{2n})]} \begin{bmatrix} v_i(\hat{\theta}_{2n}) \\ y_{2i} \\ x_i \end{bmatrix} \left\{ y_{1i} - \Phi[\alpha y_{2i} + x_i' \beta + \tilde{\rho} v_i(\hat{\theta}_{2n})] \right\} = 0. \quad (15)$$

Equation (15) shows that, for any choice of a consistent first-step estimator $\hat{\theta}_{2n}$, the estimator $\hat{\theta}_{1n}$ is a 2SCML estimator a la Rivers and Vuong (1988).

2.3 The Weak IV Issue in the Probit Model

The representation in equation (15) demonstrates that the general class of GMM estimators for θ_1 defined in equation (14) contains both 2SCML and Quasi-LIML estimators as particular cases. Therefore, we can ascertain the impact of instrument weakness, on these and related methods, by studying instrument weakness in this general class of GMM estimators.

However, before moving to a general study, we give some intuition on the potential impacts of instrument weakness in the probit model. These implications are most easily elucidated in the infeasible case where we replace the optimal instruments in equation (15) with their infeasible counterpart γ_i^* , and where we replace the estimator $\hat{\theta}_{2n}$ by the true value θ_2^0 .

Under these simplification, and under the one-to-one transformation of θ_1 defined by

$$\eta_1 = \tilde{\rho}, \quad \eta_2 = \alpha + \tilde{\rho}, \quad \eta_3 = \beta - \tilde{\rho}\pi^0,$$

the infeasible estimator $\tilde{\eta}_n$ of η^0 (and thus θ_1^0) can be defined as the solution to

$$\sum_{i=1}^n \gamma_i^* \{y_{1i} - \Phi[\eta_1(-z_i' \xi^0) + \eta_2 y_{2i} + x_i' \eta_3]\} = \sum_{i=1}^n w_i D_i \{y_{1i} - \Phi[\eta_1(-z_i' \xi^0) + \eta_2 y_{2i} + x_i' \eta_3]\} = 0,$$

where $\gamma_i^* = w_i D_i$, $w_i = 1/\Phi_i(\theta^0)[1 - \Phi_i(\theta^0)]$ and $D_i = \phi_i(\theta^0)(-z_i' \xi^0, y_{2i}, x_i')'$.⁶ A Taylor expansion allows us to heuristically write

$$\begin{aligned} y_{1i} - \Phi[\eta_1(-z_i' \xi^0) + \eta_2 y_{2i} + x_i' \eta_3] \\ \approx y_{1i} - \Phi_i(\theta^0) - \phi_i(\theta^0) [(-z_i' \xi^0)(\eta_1 - \eta_1^0) + y_{2i}(\eta_2 - \eta_2^0) + x_i'(\eta_3 - \eta_3^0)]. \end{aligned}$$

⁶The simplification made in the term D_i , i.e., replacing $v_i(\theta_2^0)$ by $-z_i' \xi^0$, follows from the row operation on γ_i^* which does not affect the solution of the linear equations in (15) asymptotically.

Using this expansion within the infeasible estimating equations, $\tilde{\eta}_n$ can be seen to solve

$$\sum_{i=1}^n w_i D_i (\tilde{y}_{1i} - D_i' \eta) = 0, \text{ where } \tilde{y}_{1i} = y_{1i} - \Phi(\theta^0) + D_i' \eta^0.$$

Consequently, $\tilde{\eta}_n$ is obtained from a weighted least squares regression of \tilde{y}_{1i} on the explanatory variables $D_i = \phi_i(\theta^0)(-z_i' \xi^0, y_{2i}, x_i)'$. While the above estimating equations are not identical to those in equation (15), it is clear from comparing the two that they are of a similar form, and therefore whatever implications are drawn about the later will be sustained by the former.

This regression-based viewpoint yields two important, and interrelated, implications for inference in endogenous binary choice models. First, the linear regression that is considered is not the one suggested by a linear probability model, which would be based on explanatory variables $z_i' \xi^0, y_{2i}, x_i$, and not the weighted versions in D_i . Second, since the explanatory variables in the regression are weighted by $\phi_i(\theta^0)$, it is inappropriate to focus solely on the contribution of $z_i' \xi^0$ in the reduced form regression as a measure of instrument strength.

Remark 4. Before moving on, we note that the above type of estimation approach has been dubbed “two-stage residual inclusion” (2SRI) estimation by Terza et al. (2008). In particular, using the first stage consistent estimators $\hat{\theta}_{2n} = (\hat{\pi}_n', \hat{\xi}_n')'$, the estimated first stage residual

$$\hat{v}_i = y_{2i} - x_i' \hat{\pi}_n - z_i' \hat{\xi}_n$$

is included in the computation of the generalized residual

$$r_{1i}(\theta_1, \theta_2) = y_{1i} - \Phi[\alpha y_{2i} + x_i' \beta + \tilde{\rho} v_i(\theta_2)].$$

We know from Hausman (1978) that, in a fully linear model and as far as estimation of structural parameters α and β is concerned, 2SRI is equivalent to 2SLS. The inclusion of the residual \hat{v}_i in the regression equation ensures that naive OLS would coincide with 2SLS. In addition, Terza et al. (2008) dub “Two-stage predictor substitution” (2SPS) the direct generalization of 2SLS to our nonlinear context, meaning that in the structural equation, the endogenous variable is simply replaced by its first stage adjusted value, leading to the generalized residual:

$$\begin{aligned} \hat{u}_i &= y_{1i} - \Phi[\alpha \hat{y}_{2i} + x_i' \beta] \\ \hat{y}_{2i} &= x_i' \hat{\pi}_n + z_i' \hat{\xi}_n \end{aligned}$$

Not surprisingly, Terza et al. (2008) show that in a nonlinear model, 2SPS is not equivalent anymore to 2SRI and only the latter provides a consistent estimator of structural parameters. The intuition is quite clear. Due to the non-linearity of the function $\Phi(\cdot)$, plugging in \hat{y}_{2i} to instrument y_{2i} does not fix satisfactorily the endogeneity bias problem.

As alluded to above, it can be misleading to set the focus on the contribution of $z_i' \xi^0$ in the reduced form regression to gauge the instrument strength, as is done when using the standard rule-of-thumb. Doing so is akin to overlook the impact of nonlinearity in the same way that it is wrong to confuse the correct 2SRI and the flawed 2SPS. Indeed, as the above arguments clarify, the relevant variable for capturing instrument strength is not z_i , as in the standard linear case, but $\phi_i(\theta^0) z_i$. Thus, the assessment of identification strength should rather be based on the variability of $\phi_i(\theta^0) z_i' \xi^0$.

We can easily illustrate the impact of moving from $z'_i \xi^0$ to $\phi(\theta^0) z'_i \xi^0$ in terms of instrument strength in the probit model, so that $\phi(\cdot)$ is the probability density function of the Gaussian distribution.⁷ First we recall that for a real valued variable ν and any given number c , the absolute value of the function $h(\nu) = \nu \phi(c + \nu)$ is decreasing in $|\nu|$ when the latter value is larger than the absolute value of the roots of the polynomial $[1 - c\nu - \nu^2]$. Moreover, the rate of this decrease is sharp (converging swiftly to zero) due to the thin tails of the Gaussian distribution.

Using this argument, one may realize that the multiplication of $z'_i \xi^0$ by

$$\phi_i(\theta^0) = \phi[\alpha^0 y_{2i} + x'_i \beta^0 + \tilde{\rho}^0 (y_{2i} - x'_i \pi^0 - z'_i \xi^0)]$$

erases the variability of $z'_i \xi^0$, by pruning all its large values. For $Z \sim \mathcal{N}(0, \sigma_z^2)$, it is useful to illustrate the above point by comparing the variance of $Z\phi(1 + Z)$ as a percentage of the variance of Z . For various values of σ_z^2 , we collect these ratios in Table 1 below.

Table 1: Comparison of the variance of Z to the variance of $W = Z\phi(1 + Z)$

σ_z^2	1	2	5	10	50	100
Rel. %	100%	79.03%	30.18%	28.13%	7.42%	3.83%

Note: For $\sigma_w^2 = \text{Var}(W)$, we first calculate $l_z = \sigma_w^2 / \sigma_z^2$, i.e., the variance of W as a percentage of the variance of Z , for various values of σ_z^2 . The value of Rel % in the table is the value of l_z expressed as a percentage of $\sigma_w^2/1$, i.e., we report the results relative to the case where $\sigma_z^2 = 1$.

The results in Table 1 constitute compelling evidence on the likely flaws of the standard rule-of-thumb in the probit context. It is also worth stressing that, while Table 1 only displays results with the normalized function $\phi(1 + Z)$, the pruning impact of large values of $z'_i \xi^0$ within the function $\phi(\cdot)$ may actually be magnified in finite sample by a large value of the parameter $\tilde{\rho}^0$. We may then expect that the pruning effect documented in Table 1 will be even more detrimental for small values of σ_v and/or a large degree of endogeneity ρ , with both cases corresponding to a large value of $\tilde{\rho}$. These possible perverse effects for the naive rule-of-thumb will be confirmed by the Monte Carlo experiments in Section 4. These experiments will show that the standard rule-of-thumb will be more prone to over-reject the null of weak instruments in the case of strong simultaneity (ρ close to one) and/or a large signal to noise ratio σ_z / σ_v in the reduced form regression.

3 A Test for Instruments Weakness

3.1 Intuition

Several authors, such as Kleibergen (2005), Caner (2009), Chaudhuri and Renault (2020), Stock and Wright (2000), and Antoine and Renault (2020), have discussed the advantages of a continuously updated GMM (CUGMM) approach to efficient GMM estimation in case of possible weak identification. Following the latter two authors, in our context the advantage of the CUGMM approach is that, irrespective of identification weakness, the asymptotic behavior of the CUGMM criterion is always controlled. This feature of the CUGMM criterion will ultimately allow us to obtain a test for instrument weakness that is size controlled and consistent.

⁷The conclusions given below will remain valid for any other probability distribution with thin tails, such that the variability of the $\phi_i(\theta^0) z_i$ is drastically different from the one of z_i .

To see that this key feature remains true in our setting, recall the specific moment conditions underlying this analysis given by equation (11); namely, for $\theta_1 = (\tilde{\rho}, \alpha, \beta')'$ and $\theta_2 = (\pi', \xi')'$, and $g_{1i}(\theta) = \tilde{a}(y_{2i}, x_i, z_i)r_{1i}(\theta_1, \theta_2)$, $g_{2i}(\theta) = \tilde{b}(x_i, z_i)r_{2i}(\theta_2)$,

$$g_i(\theta) = r_{1i}(\theta)a(y_{2i}, x_i, z_i) + r_{2i}(\theta_2)b(x_i, z_i) = (g_{1i}(\theta)', g_{2i}(\theta)')'.$$

Defining the weighting matrix

$$S_n(\theta) = \begin{bmatrix} S_{11,n}(\theta) & 0 \\ 0 & S_{22,n}(\theta) \end{bmatrix}, \quad S_{jj,n}(\theta) = \frac{1}{n} \sum_{i=1}^n [g_{j,i}(\theta) - \bar{g}_{j,n}(\theta)] [g_{j,i}(\theta) - \bar{g}_{j,n}(\theta)]', \quad (j = 1, 2),$$

we consider a version of the CUGMM estimator (hereafter, CUE) that takes into account the block diagonal structure of the population variance matrix. Then our CUE of θ^0 based on $\bar{g}_n(\theta) = (\bar{g}_{1n}(\theta)', \bar{g}_{2n}(\theta)')'$ is defined as

$$\hat{\theta}_n = \arg \min_{\theta \in \Theta} J_n(\theta, \theta), \quad \text{for } J_n(\theta, \tilde{\theta}) = n \bar{g}_n(\theta)' S_n^{-1}(\tilde{\theta}) \bar{g}_n(\theta),$$

where the notation $J_n(\theta, \tilde{\theta})$ differentiates the occurrences of θ in the moments, $\bar{g}_n(\theta)$, from those in the weighting matrix, $S_n^{-1}(\tilde{\theta})$.

The critical feature of the criterion $J_n(\theta, \tilde{\theta})$ is that, by definition,

$$J_n(\theta^0, \theta^0) \geq J_n(\hat{\theta}_n, \hat{\theta}_n), \quad (16)$$

while, since $\text{Cov}[g_{1i}(\theta^0), g_{2i}(\theta^0)] = 0$, it follows that $J_n(\theta^0, \theta^0)$ converges in distribution to a chi-square random variable with H degrees of freedom, denoted throughout as $\chi^2(H)$.⁸

The general validity of this upper bound, regardless of the instrument strength, and, hence consistency of $\hat{\theta}_n$, is the reason why we resort to CUGMM. This upper bound will allow us to control the size of our test for weak identification.⁹

The key intuition for our test of weak identification is the following observation. Under weak identification, there are certain directions of the parameter space where the CUGMM objective function $J_n(\cdot, \hat{\theta}_n)$ is flat in the neighbourhood of $\hat{\theta}_n$. In these directions, if we distort $\hat{\theta}_n$ by some “small” value, say $\Delta_n \in \mathbb{R}^p$, and evaluate $J_n(\cdot, \hat{\theta}_n)$ at $\hat{\theta}_n^\delta = \hat{\theta}_n + \Delta_n$, then the value of $J_n(\hat{\theta}_n^\delta, \hat{\theta}_n)$ should not differ “significantly” from that of $J_n(\hat{\theta}_n, \hat{\theta}_n)$. Herein, the concept of “significance” means that $J_n(\hat{\theta}_n^\delta, \hat{\theta}_n)$ exceeds some pre-specified quantile of the $\chi^2(H)$ distribution.

Critically, however, since the objective function scales the squared norm of the sample mean $\bar{g}_n(\theta)$, by the factor n , when identification is not weak the distortion introduces a wedge between $\bar{g}_n(\hat{\theta}_n^\delta)$ and $\bar{g}_n(\hat{\theta}_n)$. Therefore, if identification is not weak, so long as the distortion goes to zero sufficiently slowly with n , the criterion $J_n(\hat{\theta}_n^\delta, \hat{\theta}_n)$ diverges asymptotically and thus exceeds (with probability going to one) the chosen quantile of the $\chi^2(H)$ distribution. Throughout the remainder, we refer to this testing procedure as a distorted J-test.¹⁰

⁸We note that a similar bound remains valid for a general CUGMM setup that does not make use of the block diagonal structure. For the reasons given previously, we focus on this more particular case.

⁹The upper bound (16) is generally invalid if a first-step estimator of θ^0 is used to estimate the optimal instrumental functions. The only way to incorporate optimal instrumental functions for $a(y_{2i}, x_i, z_i)$ and $b(x_i, z_i)$ would be to use them with a free value of θ like in the weighting matrix of CUGMM. The discussion of this alternative approach is left for future research. Also, we note that in the just identified case, the minimum $J_n(\hat{\theta}_n, \hat{\theta}_n)$ of $J_n(\theta)$ is asymptotically, with probability one, equal to zero and $S_n^{-1}(\theta)$ is immaterial. In particular, when using the first-order conditions of some M-estimator, including two-stage conditional maximum likelihood or quasi-LIML, the weighting matrix is irrelevant.

¹⁰It is worth noting that this test is dubbed the “distorted J-test” because it uses the J statistic proposed by Hansen

3.2 The null hypothesis of weak identification

As already discussed in Section 2.3, weak instruments impact estimation of the structural parameters through the structural moment function

$$g_{1i}(\theta) = \tilde{a}(y_{2i}, x_i, z_i) r_{1i}(\theta_1, \theta_2), \text{ where } r_{1i}(\theta_1, \theta_2) = y_{1i} - \Phi[(\tilde{\rho} + \alpha)y_{2i} + x_i'(\beta - \tilde{\rho}\pi) - \tilde{\rho}z_i'\xi].$$

The impact of weak instruments can be most easily disentangled under the parameterization

$$\eta = (\eta_1, \eta_2, \eta_3')' = (\tilde{\rho}, \tilde{\rho} + \alpha, \beta' - \tilde{\rho}\pi')', \quad (17)$$

which allows us to restate the moment function as

$$g_{1i}(\eta, \theta_2) = \tilde{a}(y_{2i}, x_i, z_i) \tilde{r}_{1i}(\eta, \theta_2), \text{ where } \tilde{r}_{1i}(\eta, \theta_2) = y_{1i} - \Phi[-\eta_1 z_i' \xi + \eta_2 y_{2i} + x_i' \eta_3].$$

Following Staiger and Stock (1997) and Stock and Wright (2000), we use a drifting data generating process (DGP) to capture instrument weakness, so that population expectations are viewed as being n -dependent. However, to paraphrase Lewbel (2019), we do not actually believe that the DGP is changing as n changes, but use the drifting DGP concept in order to obtain more reliable asymptotic approximations in the context of weak identification. To this end, we consider that the population expectation of $\bar{g}_{1n}(\eta, \theta_2)$ is defined as

$$m_{1n}(\eta, \theta_2) = \mathbb{E}_n \left[\sum_{i=1}^n \tilde{a}(y_{2i}, x_i, z_i) \tilde{r}_{1i}(\eta, \theta_2) \right] / n.$$

Under this drifting DGP, we are obliged to see θ_2^0 , and hence η^0 , as n -dependent, so that the maintained identification assumption should technically be recast as

$$m_{1n}(\eta, \theta_2) = 0 \iff (\eta, \theta_2) = (\eta_n^0, \theta_{2n}^0).$$

However, to keep the notational burden to a minimum, we only make the true-values dependence on n explicit when absolutely necessary.

Following the approach of Stock and Wright (2000) (see their Section 2.3), the following decomposition of $m_{1n}(\eta, \theta_2)$ will ultimately allow us to isolate the impact of instrument weakness

$$\begin{aligned} m_{1n}(\eta, \theta_2^0) &= m_{1n}(\eta^0, \theta_2^0) + [m_{1n}(\eta, \theta_2^0) - m_{1n}(\eta_1^0, \eta_2, \eta_3, \theta_2^0)] \\ &\quad + [m_{1n}(\eta_1^0, \eta_2, \eta_3, \theta_2^0) - m_{1n}(\eta^0, \theta_2^0)]. \end{aligned}$$

In particular, since $m_{1n}(\eta^0, \theta_2^0) = 0$, we have

$$m_{1n}(\eta, \theta_2^0) = [m_{1n}(\eta, \theta_2^0) - m_{1n}(\eta_1^0, \eta_2, \eta_3, \theta_2^0)] + m_{1n}(\eta_1^0, \eta_2, \eta_3, \theta_2^0). \quad (18)$$

As explained in the Section 2.3, instrument weakness is encapsulated by the explanatory variable $\phi_i(\theta^0) z_i' \xi^0$. The impact of this explanatory variable on instrument strength can be directly obtained by linearising $m_{1n}(\eta, \theta_2^0)$ around η_1^0 to obtain

$$\begin{aligned} m_{1n}(\eta, \theta_2^0) - m_{1n}(\eta_1^0, \eta_2, \eta_3, \theta_2^0) &= (\eta_1 - \eta_1^0) \frac{\partial m_{1n}}{\partial \eta_1}(\eta_{1n}^*, \eta_2, \eta_3, \theta_2^0) \\ &= (\eta_1 - \eta_1^0) \mathbb{E}_n \left[\sum_{i=1}^n \tilde{a}(y_{2i}, x_i, z_i) \phi_i(\eta_{1n}^*, \eta_2, \eta_3, \theta_2^0) z_i' \xi^0 \right] / n, \end{aligned} \quad (19)$$

(1982) in the overidentified case to test for the validity of a set of moments. The terminology is a bit misleading since our test may work even in the just identified case ($H = p$). There are actually two possible points of view: either one chooses to perform the distorted J-test test in a just identified setting ($H = p$), or in the overidentified setting ($H > p$).

where η_{1n}^* denotes a component-by-component intermediate value, which can vary according to the components of the function $\tilde{a}(\cdot)$.

Equation (19) allows us to write the decomposition in equation (18) in the following semi-separable form, which clearly partitions the directions of weakness in the parameter space: for some real, positive, and deterministic sequence $\varsigma_n \rightarrow \infty$ as $n \rightarrow \infty$, with $\varsigma_n = O(\sqrt{n})$, possibly $o(\sqrt{n})$,

$$m_{1n}(\eta, \theta_2^0) = q_{11,n}(\eta)/\varsigma_n + q_{12,n}(\eta_2, \eta_3), \quad (20)$$

where

$$\begin{aligned} q_{11,n}(\eta) &= \varsigma_n [m_{1n}(\eta, \theta_2^0) - m_{1n}(\eta_1^0, \eta_2, \eta_3, \theta_2^0)], \\ q_{12,n}(\eta_2, \eta_3) &= m_{1n}(\eta_1^0, \eta_2, \eta_3, \theta_2^0) = \sum_{i=1}^n \mathbb{E}_n [\tilde{a}(y_{2i}, x_i, z_i) \tilde{r}_{1i}(\eta_1^0, \eta_2, \eta_3, \theta_2^0)] / n. \end{aligned}$$

Given this decomposition of $m_{1n}(\eta, \theta_2^0)$, the identification strength of η_1 is entirely determined by equation (19) and therefore $q_{11,n}(\eta)/\varsigma_n$. In particular, the rate ς_n can be thought of as encapsulating the speed with which the curvature of the moments approaches zero in the η_1 direction, and thus ς_n determines the degree of identification weakness. If ς_n diverges like \sqrt{n} , the speed at which this curvature vanishes is matched by the rate at which information accumulates in the sample, i.e., \sqrt{n} , and there is no hope that η_1^0 can be identified from sample information; i.e., η_1^0 is weakly identified. In contrast, the identification of η_2, η_3 is determined by $q_{12,n}(\eta_2, \eta_3)$ and is not afflicted by identification weakness. That is, in this rotated parameter space of η , identification weakness only occurs in the η_1 direction and does not permeate the remaining directions in the parameter space. The representation in equation (20) is conformable, but not equivalent, to the decomposition employed by Stock and Wright (2000) to study the behavior of GMM under weak identification (see Remark 6 for details). We maintain the following conditions on $m_{1n}(\eta, \theta_2^0)$, which has the same form as Assumption C in Stock and Wright (2000).

Assumption 3: For $\varsigma_n = O(\sqrt{n})$, possibly $o(\sqrt{n})$, $m_{1n}(\eta, \theta_2^0) = q_{11,n}(\eta)/\varsigma_n + q_{12,n}(\eta_2, \eta_3)$:

- (i) $q_{11,n}(\eta) \rightarrow q_{11}(\eta)$ as $n \rightarrow \infty$ uniformly in η , where $q_{11}(\eta^0) = 0$, and $q_{11}(\cdot)$ is uniformly continuous (and hence bounded) in η .
- (ii) $q_{12,n}(\eta_2, \eta_3) \rightarrow q_{12}(\eta_2, \eta_3)$ as $n \rightarrow \infty$ uniformly in η_2, η_3 . For all $n \geq 1$, $q_{12,n}(\eta_2, \eta_3)$ satisfies $q_{12,n}(\eta_2, \eta_3) = 0 \iff (\eta_2, \eta_3) = (\eta_2^0, \eta_3^0)$, and is continuously differentiable, with $\partial q_{12,n}(\eta_2, \eta_3)/\partial(\eta_2, \eta_3)'$ full column rank at $(\eta_2^0, \eta_3^0)'$.

Remark 5. **Assumption 3(i)** is justified by the decomposition in equation (19) and **Assumptions 1 and 2**. Secondly, we note that **Assumption 3** is natural in our context. **Assumption 3(ii)** enforces that, for $q_{12,n}(\eta_2, \eta_3) = \sum_{i=1}^n \mathbb{E}_n \{ \tilde{a}(y_{2i}, x_i, z_i) [y_{1i} - \Phi(-\eta_1^0 z_i' \xi^0 + \eta_2 y_{2i} + x_i' \eta_3)] \} / n$,

$$-\frac{\partial q_{12,n}(\eta_2, \eta_3)}{\partial(\eta_2, \eta_3)'} = \frac{1}{n} \mathbb{E}_n \left\{ \sum_{i=1}^n \tilde{a}(y_{2i}, x_i, z_i) \phi_i(\eta_1^0, \eta_2, \eta_3, \theta_2^0)(y_{2i} : x_i') \right\}$$

has full column rank at $(\eta_2^0, \eta_3^0)'$. This is tightly related to the requirement that the components of $(y_{2i} : x_i')$ be linearly independent, since they coincide with the explanatory variables of the latent structural equation.

For the set,

$$\Upsilon(\theta_2^0) := \left\{ \eta \in \mathbb{R}^{k_x+2} : \eta = (\tilde{\rho}, \alpha + \tilde{\rho}, \beta' - \tilde{\rho}\pi^{0'})', \text{ for some } \theta_1 = (\tilde{\rho}, \alpha, \beta)' \in \Theta_1 \right\},$$

we state the null hypothesis of weak identification as follows.

Null Hypothesis of Weak Identification:

$$H_0(\varsigma_n = \sqrt{n}) : \sup_{\eta \in \Upsilon(\theta_2^0)} \frac{1}{n} \left\| \mathbb{E}_n \left[\sum_{i=1}^n \tilde{a}(y_{2i}, x_i, z_i) \phi_i(\eta, \theta_2^0) z_i' \xi^0 \right] \right\| = O\left(\frac{1}{\sqrt{n}}\right). \quad (21)$$

The set $\Upsilon(\theta_2^0)$ denotes the set of structural parameters under the parametrization in (17), so that the supremum over η in (21) is akin to a supremum over the structural parameters θ_1 , given the true value θ_2^0 of the reduced form parameters. Both sets of structural parameters, the initial one Θ_1 and the reparameterized one $\Upsilon(\theta_2^0)$ are compact subsets of \mathbb{R}^{k_x+2} . Based on the decomposition of (20), the identification strength of η_1 is determined by the rate ς_n , and $\varsigma_n = O(\sqrt{n})$ implies that even asymptotically, the population objective function is nearly flat in η_1 . Such asymptotic behavior of the objective function will lead to inconsistent estimation of η_1^0 in the rotated parameter space and for the structural parameter θ_1 in the original parameter space Θ_1 .

Remark 6. It is worth noting that this definition of weak identification is a generalization of Stock and Wright (2000) since it is considered at the true value θ_2^0 of the parameters of the reduced form regression equation. This must be seen as the relevant extension of the concept of weak instruments for the context of control variables. As explained in Section 2.3, the relevant explanatory variables for the structural equation are $\phi_i(\eta, \theta_2^0)(z_i' \xi^0, y_{2i}, x_i)'$. In particular, it is the impact $z_i' \xi^0$, at the true value ξ^0 , that matters for identification and the pruning effect of $\phi_i(\eta, \theta_2^0)$, also at the true value $\theta_2^0 = (\pi^{0'}, \xi^{0'})'$. This extension is made possible by the reinforced identification condition in **Assumption 2** (identification of θ_2^0 by the second set of moment conditions in isolation) and the choice of block-diagonal weighting matrix.

3.3 A Distorted J-test (DJ test) for the Null of Weak Identification

The decomposition in equation (20), along with **Assumption 3**, clarifies and confines the weak identification issue to the η_1 direction. Therefore, to construct a distorted testing approach for weak identification along the lines proposed in Section 3.1, it is precisely this direction, and only this direction, that should be distorted. To this end, and given a CUE $\hat{\eta}_n$, consider distorting the first component of $\hat{\eta}_n$ as

$$\hat{\eta}_n^\delta = \hat{\eta}_n + [\delta_n \ 0 \ \dots \ 0]'$$

Under the change of basis in equation (17), this is equivalent to distorting the CUE $\hat{\theta}_n$ as

$$\hat{\theta}_n^\delta = \begin{bmatrix} \hat{\theta}_{1n} \\ \hat{\theta}_{2n} \end{bmatrix} + \begin{bmatrix} \Delta_{1n} \\ \mathbf{0} \end{bmatrix}, \text{ where } \Delta_{1n} = \begin{bmatrix} \delta_n \\ -\delta_n \\ \delta_n \pi_0 \end{bmatrix},$$

which leads to a distortion of the entire structural parameter vector θ_1 .

As explained in Section 3.1, under weak identification, if we distort the CUE $\hat{\theta}_n$ by some small value in the directions of weak identification, i.e., η_1 , the value of the GMM criterion at $\hat{\theta}_n^\delta$ should

not differ significantly from the criterion evaluated at $\hat{\theta}_n$. More precisely, recalling the definitions of $\bar{g}_n(\theta)$ and $S_n(\theta)$ given in Section 3.1,

$$J_n(\theta, \tilde{\theta}) = n\bar{g}_n(\theta)'S_n^{-1}(\tilde{\theta})\bar{g}_n(\theta), \quad J_n(\hat{\theta}_n, \hat{\theta}_n) = \min_{\theta \in \Theta} J_n(\theta, \theta),$$

we introduce the distorted J-test statistic:

$$J_n^\delta = n\bar{g}_n(\hat{\theta}_n^\delta)'S_n^{-1}(\hat{\theta}_n)\bar{g}_n(\hat{\theta}_n^\delta).$$

To deduce the behavior of J_n^δ under the null of weak identification, we must maintain a regularity condition on the Jacobian of the moments. However, given that our null of weak identification is local about η_1 , at the fixed value of θ_2^0 , we are only required to maintain the following assumption.¹¹

Assumption 4: Uniformly over $\Upsilon(\theta_2^0)$, $\sqrt{n}\{\partial\bar{g}_n(\eta, \theta_2^0)/\partial\eta_1 - \mathbb{E}_n[\partial\bar{g}_n(\eta, \theta_2^0)/\partial\eta_1]\} \Rightarrow \Psi(\eta, \theta_2^0)$, for $\Psi(\eta, \theta_2^0)$ a mean-zero Gaussian process, and where \Rightarrow denotes weak convergence in the sup-norm.

Proposition 1 (Lack of Consistency). *If **Assumptions 1-4** are satisfied, and if $\mathbb{E}[\|\tilde{a}(y_{2i}, x_i, z_i)z_i'\|^2] < \infty$, then under the null of weak identification, for any $\delta_n = o(1)$,*

$$\text{plim}_{n \rightarrow \infty} \sqrt{n} \left[\bar{g}_n(\hat{\theta}_n^\delta) - \bar{g}_n(\hat{\theta}_n) \right] = 0.$$

In addition, if $\sup_{\theta \in \Theta} \|S_n^{-1}(\theta)\| = O_p(1)$, then

$$\text{plim}_{n \rightarrow \infty} \left[J_n^\delta - J_n(\hat{\theta}_n, \hat{\theta}_n) \right] = 0.$$

Proposition 1 demonstrates that under the null of weak identification, the curvature of the objective function is insensitive to a small departure from the CUE, indicating the lack of consistency of $\hat{\theta}_n$. By adapting the general testing approach of Antoine and Renault (2020), Proposition 1 paves the way for a testing strategy for weak instruments in discrete choice models. Recall that the number of model parameters is $p = 2 + 2k_x + k_z$, and H denotes the number of moments.

Theorem 1 (Distorted J-test: Under the Null). *Under **Assumptions 1-4** and the null of weak identification, for any deterministic sequence $\delta_n = o(1)$, define the distorted J-test by the rejection region:*

$$W_n^\delta = \{J_n^\delta > \chi_{1-\alpha}^2(H+1-p)\},$$

where $\chi_{1-\alpha}^2(H+1-p)$ is the $(1-\alpha)$ quantile of the Chi-square distribution with $(H+1-p)$ degrees of freedom. Under the null hypothesis of weak identification, W_n^δ has asymptotic size of at most α .

As discussed in Section 3.1, the CUGMM framework allows us to control the size of our test by ensuring that we can obtain a convenient upper bound for J_n^δ under the null of weak identification. Since there is only a single direction of weakness in the rotated parameter space, this bound can be based on the $\chi^2(H+1-p)$ distribution; please see the proof of Theorem 1 for details. While the test statistic J_n^δ coincides with the one given in Section 3.1, we have improved the asymptotic power of the test W_n^δ by using a critical value calculated from $\chi^2(H+1-p)$ instead of $\chi^2(H)$. This power gain is obviously important since we may be afraid that our test would be overly conservative.

¹¹We note that Assumption 4 is guaranteed under Assumption 1 and a functional central limit theorem. See the proof of Lemma 3 in the Appendix for details. We state this result as an assumption to ease the comparison with standard results.

3.4 Estimation and Testing Under the Alternative

In this section, we prove that W_n^δ , the distorted J-test based on J_n^δ , is consistent under the alternative. Before presenting this result, we first discuss the asymptotic behavior of the CUE under the alternative.

3.4.1 Estimation Under the Alternative

We first deduce the properties of the CUE under the parameterization defined by (17), and then translate these results to the original parameters. To this end, and for η as defined in equation (17), define $\zeta = (\eta', \theta_2')'$ with true value ζ^0 . The vector ζ represents the following change of basis in the parameter space:

$$\theta = R\zeta, \text{ where } R = \begin{pmatrix} R_1 & \mathbf{O} \\ \mathbf{O} & \mathbf{I}_{k_x+k_z} \end{pmatrix}, \quad R_1 = \begin{pmatrix} 1 & 0 & 0 \\ -1 & 1 & 0 \\ \pi^0 & \mathbf{0} & \mathbf{I}_{k_x} \end{pmatrix}.$$

In this rotated space, the CUE of ζ^0 is given by

$$\hat{\zeta}_n = \underset{\zeta \in R^{-1}\Theta}{\operatorname{argmin}} \bar{g}_n(R\zeta)' S_n^{-1}(R\zeta) \bar{g}_n(R\zeta).$$

To deduce the properties of $\hat{\zeta}_n$ under the alternative, we first recall that the null of weak identification, defined by (21), implies that

$$\sup_{\eta \in \Upsilon(\theta_2^0)} \left\| \frac{1}{n} \mathbb{E}_n \left\{ \sum_{i=1}^n \frac{\partial g_i(\eta, \theta_2^0)}{\partial \eta_1} \right\} \right\| = \sup_{\eta \in \Upsilon(\theta_2^0)} \left\| \frac{1}{n} \mathbb{E}_n \left\{ \sum_{i=1}^n \tilde{a}(y_{2i}, x_i, z_i) \phi_i(\eta, \theta_2^0) z_i' \xi^0 \right\} \right\| = O(1/\sqrt{n}).$$

The alternative hypothesis to this null implies the existence of a deterministic sequence $\varsigma_n = o(\sqrt{n})$ such that

$$\limsup_{n \rightarrow \infty} \sup_{\eta \in \Upsilon(\theta_2^0)} \left\| \frac{1}{n} \mathbb{E}_n \left\{ \sum_{i=1}^n \tilde{a}(y_{2i}, x_i, z_i) \phi_i(\eta, \theta_2^0) z_i' \xi^0 \right\} \varsigma_n \right\| > 0.$$

To deduce the behavior of the CUE $\hat{\zeta}_n$ under the alternative, we slightly reinforce this condition as follows.

Assumption 5: Under the alternative hypothesis, there exists a deterministic sequence $\varsigma_n = o(\sqrt{n})$ and a continuous, and deterministic vector function $V^0(\eta)$ such that, $\inf_{\eta \in \Upsilon(\theta_2^0)} \|V^0(\eta)\| > 0$, and¹²

$$\lim_{n \rightarrow \infty} \sup_{\eta \in \Upsilon(\theta_2^0)} \left\| \frac{1}{n} \mathbb{E}_n \left\{ \sum_{i=1}^n \tilde{a}(y_{2i}, x_i, z_i) \phi_i(\eta, \theta_2^0) z_i' \xi^0 \right\} \varsigma_n - V^0(\eta) \right\| = 0.$$

Remark 7. Even though **Assumption 5** arguably limits the scope of the alternative hypothesis, it is more general than if we were to follow the approach of Staiger and Stock (1997) and characterize identification strength only through the reduced form regression equation. In the latter case, one would consider that the reduced form regression evolves according to the drifting DGP

$$\mathbb{E}_n[y_{2i} | x_i, z_i] = x_i' \pi^0 + z_i' \xi_n^0.$$

¹²We note here that $V^0(\eta)$ technically depends on the drifting pseudo-true value θ_2^0 , but subsume this dependence in the definition to simply notations.

Under the null of weak identification, we have that $\xi_n^0 = O(1/\sqrt{n})$. In contrast, **Assumption 5** would require that, for some $\gamma^0 \in \mathbb{R}^{k_z}$ with $\|\gamma^0\| > 0$ and some $\varsigma_n = o(\sqrt{n})$,

$$\lim_{n \rightarrow \infty} \varsigma_n \xi_n^0 = \gamma^0, \text{ and } V^0(\eta) = \mathbb{E}_n [\tilde{a}(y_{2i}, x_i, z_i) \phi_i(\eta, \theta_2^0) z_i'] \gamma^0 \neq 0.$$

However, as explained in Section 2.3, this approach to characterize identification strength is not sufficient in our opinion, since it only accounts for the instrument strength in the reduced form regression, ξ_n^0 , and does not account for the interactions between the instrumental function $\tilde{a}(y_{2i}, x_i, z_i)$ and $\phi_i(\eta, \theta_{2n}^0) z_i' \xi_n^0$, which may result in the pruning of large realizations of the instruments via the behavior of $\phi_i(\eta, \theta_{2n}^0)$.

By defining the alternative hypothesis using **Assumption 5**, we clearly partition the two possible cases for estimation of ζ^0 : (i) if identification is weak, $\hat{\zeta}_n$ is not consistent (as implied by Proposition 1), nor are other commonly applied estimators such as 2SCML or Quasi-LIML estimators; (ii) when identification is not weak, $\hat{\zeta}_n$ is consistent.

Proposition 2 (Consistency). *If **Assumptions 1-5** are satisfied, and if $\sup_{\zeta \in R^{-1}\Theta} \|S_n^{-1}(\zeta)\| = O_p(1)$, then $\|\hat{\zeta}_n - \zeta^0\| = o_p(1)$.*

The asymptotic distribution of $\hat{\zeta}_n$ depends on the behavior of the Jacobian for the moments. Under **Assumption 3 and 5**, the scaled Jacobian of the moment functions, as defined below in Lemma 1, is full rank under the following mild assumption, which, if we take $\tilde{b}(x_i, z_i) = (x_i' : z_i')'$ is nothing but the standard rank condition on the reduced form regression.

Assumption 6: For all $n \geq 1$, $\mathbb{E}_n[\tilde{b}(x_i, z_i)(x_i' : z_i')]$ has column rank $(k_x + k_z) = \dim(\theta_2)$.

Lemma 1. *Under **Assumption 1-6**, for a given sequence $\varsigma_n = o(\sqrt{n})$, the matrix*

$$M = \text{plim}_{n \rightarrow \infty} \left\{ \frac{\partial \bar{g}_n(\zeta^0)}{\partial \zeta'} \right\} \Lambda_n, \text{ where } \Lambda_n = \begin{bmatrix} \varsigma_n & \mathbf{O}_{p-1} \\ \mathbf{O}_{p-1} & \mathbf{I}_{p-1} \end{bmatrix},$$

exists and is full column rank.

Given the full-rank nature of the scaled Jacobian, we would expect the CUE to be asymptotically normal. In particular, under the alternative (as defined by **Assumptions 3 and 5**), we can then deduce the following result.

Theorem 2 (Asymptotic Normality). *If **Assumptions 1-6** are satisfied then*

$$\sqrt{n} \Lambda_n^{-1} (\hat{\zeta}_n - \zeta^0) \xrightarrow{d} \mathcal{N}(0, [M' S^{-1} M]^{-1}), \text{ where } S := \text{plim}_{n \rightarrow \infty} S_n(\zeta^0).$$

As expected, all entries of ζ , save for η_1 , are \sqrt{n} -consistent and asymptotically normal GMM estimators. In contrast, the direction η_1 converges at the $\{\sqrt{n}/\varsigma_n\}$ -rate, which is possibly slower than \sqrt{n} . Of course, our goal is not to conduct inference on ζ^0 , but on θ^0 . By the change of basis in (17), $\theta = R\zeta$, and Theorem 2 implies that the feasible CUGMM estimator $\hat{\theta}_n$ satisfies

$$\sqrt{n} \Lambda_n^{-1} R^{-1} (\hat{\theta}_n - \theta^0) \xrightarrow{d} \mathcal{N}(0, [M' S^{-1} M]^{-1}). \quad (22)$$

Importantly, since the matrix R is not diagonal, the slower rate of $\{\sqrt{n}/\varsigma_n\}$ pollutes the entire vector of structural parameters $\theta_1 = (\tilde{\rho}, \alpha, \beta')'$, which follows from the change of basis in (17). Therefore, all structural parameter estimates in the probit model converge at the slower $\{\sqrt{n}/\varsigma_n\}$ -rate.

Equation (22) itself does not directly provide a feasible inference strategy since the matrix R depends on the unknown parameter π^0 . Of course the matrix R may be consistently estimated. However, as explained by Antoine and Renault (2012) (see the discussion of their Theorem 4.5), a sufficient condition to ensure that the estimation of R does not pollute the asymptotic distribution in (22) is that the matrix R is estimable at a rate faster than $n^{1/4}$. In the case of the probit model, the matrix R only depends on the unknown true reduced form parameter π^0 , which is strongly identified and consistently estimable at the \sqrt{n} -rate. Therefore, if \hat{R}_n denotes the matrix R when π^0 is replaced by $\hat{\pi}_n$, we can conclude that, following Theorem 4.5 in Antoine and Renault (2012),

$$\sqrt{n}\Lambda_n^{-1}\hat{R}_n^{-1}(\hat{\theta}_n - \theta^0) \xrightarrow{d} \mathcal{N}(0, [M'S^{-1}M]^{-1}). \quad (23)$$

Remark 8. The result in equation (23) implies that $\sqrt{n}\Lambda_n^{-1}\hat{R}_n^{-1}(\hat{\theta}_n - \theta^0)$ behaves like a mean-zero Gaussian random variable, whose variance can be consistently estimated by

$$[\Lambda_n\hat{R}_n'\{\partial\bar{g}_n(\hat{\theta}_n)/\partial\theta'\}'S_n^{-1}(\hat{\theta}_n)\{\partial\bar{g}_n(\hat{\theta}_n)/\partial\theta'\}\hat{R}_n\Lambda_n]^{-1}.$$

However, Theorem 2 *does not say* that the common estimator of the variance-matrix of $\sqrt{n}(\hat{\theta}_n - \theta^0)$, obtained using the standard formula

$$[\{\partial\bar{g}_n(\hat{\theta}_n)/\partial\theta'\}'S_n^{-1}(\hat{\theta}_n)\{\partial\bar{g}_n(\hat{\theta}_n)/\partial\theta'\}]^{-1},$$

is well-behaved, which follows by noting that the matrix $\frac{\partial\bar{g}_n(\theta^0)}{\partial\theta}S_n^{-1}(\theta^0)\frac{\partial\bar{g}_n(\theta^0)}{\partial\theta'}$ is asymptotically singular unless $\varsigma_n = O(1)$. Fortunately, Theorem 5.1 in Antoine and Renault (2012) allows us to conclude that standard formulas for Wald inference based on the GMM estimator $\hat{\theta}_n$ are asymptotically valid. The main intuition is that the Studentization implied by Wald inference cancels out the required rescaling terms. This is all the more important given that the rescaling factor ς_n is unknown in practice.

We stress that this result is in contrast to the general non-linear case where the asymptotic normality requires faster than $n^{1/4}$ convergence rate, and it is only due to the specificities of the probit model that we are able to conduct valid Wald inference as soon as identification is not genuinely weak. That is, any near weakness, even as severe as ς_n being arbitrarily close to \sqrt{n} , will still allow us to compute a consistent GMM estimator and apply standard formulas for Wald inference based on this estimator.

3.4.2 The Power of the Distorted J-Test

The key to ensuring that the size of W_n^δ is asymptotically controlled is the equivalence between J_n , the usual J -statistic, and J_n^δ , the distorted J -statistic, that obtains under the null of weak identification. However, as demonstrated by Proposition 2 and Theorem 2, under the alternative hypothesis the CUE is consistent and asymptotically normal. Therefore, there is no reason to suspect that J_n and J_n^δ will be asymptotically equivalent under the alternative, at least under reasonable choices for the tuning parameter δ_n .

The following result demonstrates that under the alternative, the distorted J-test, W_n^δ , is a consistent test for the null of weak instruments across a wide range of choices for the perturbation sequence δ_n .

Theorem 3 (Distorted J-test: Under the Alternative). *If **Assumptions 1-6** are satisfied, then W_n^δ is consistent under the alternative so long as $\{\sqrt{n}/\varsigma_n\}\delta_n \rightarrow \infty$ as $n \rightarrow \infty$.*

Remark 9. Theorem 3 implies that our choice of δ_n has important consequences for the power of the distorted J -test. All else equal, the test is more powerful the slower δ_n goes to zero. However, it is also helpful to understand how fast δ_n can converge to zero before the result of Theorem 3 is invalidated. To this end, consider the rate requirement on δ_n that results from parametrizing ς_n as $\varsigma_n = n^\lambda$ for some $0 < \lambda < 1/2$. Using this parametrization, we see that the distorted J -test is consistent so long as $\delta_n n^{1/2-\lambda} \rightarrow \infty$, and clarifies that if δ_n goes to zero too fast, i.e., if $\delta_n \ll n^{\lambda-1/2}$, the test can not be consistent.

Remark 10. It is worth keeping in mind that **Assumption 2** maintains that both the structural and reduced form moments are correctly specified. Thus, when the observed data lead to a rejection of W_n^δ , we immediately conclude that it is *not due to misspecification* of the moment conditions but *due to their identification power*. However, if the model is misspecified, but we reject the null of weak identification, then we can actually consistently test for model misspecification. Indeed, under the alternative, the standard overidentification test

$$\{J_n(\hat{\theta}_n, \hat{\theta}_n) > \chi_{1-\alpha}^2(H-p)\},$$

remains a consistent test for model misspecification. As such, if we reject the null of weak identification, we can compare the value of $J_n(\hat{\theta}_n, \hat{\theta}_n)$ against $\chi_{1-\alpha}^2(H-p)$ to deduce a consistent test for model misspecification.

3.5 Testing Procedure

We now explain one approach to implement our distorted J-test in practice. The key step in the testing procedure is to choose the perturbation (tuning parameter) δ_n . To this end, we take $\delta_n = \delta/r_n$, and fix $r_n = \log\{\log(n)\}$. It is then possible to choose δ using a data-driven approach.

To present our approach to choosing δ , first recall that the perturbation $\delta_n = \delta/\log\{\log(n)\}$ can be thought of as only being applied to the single direction of weakness in the rotated parameter space; namely, the parameter η_1 , which by equation (17) is nothing but $\tilde{\rho}$. Therefore, it is with respect to the magnitude of $\hat{\rho}_n$ that the perturbation δ_n should be chosen.

To ensure the value of δ_n is sufficiently close to the magnitude of $\hat{\rho}_n$, we design a grid of m candidate points for δ by dissecting the *standard confidence interval* of $\hat{\rho}_n$ into m equal regions, with δ then taken to be the midpoint of the m -th region. This results in m different values for δ , denoted by δ_i , $i = 1, \dots, m$, and produces a grid of perturbations.

Whilst it is possible to use any given $\delta_{n,i}$ to conduct the test, we suggest carrying out the test across the entire grid of $\delta_{n,i}$ values and then appropriately modify the critical value via a Bonferroni correction. In particular, let $J_{n,i}^\delta$ denote the test statistic J_n^δ calculated under the perturbation $\delta_{n,i}$. This approach would lead us to reject the null of weak identification if

$$\max_{i \in \{1, \dots, m\}} J_{n,i}^\delta > \chi_{1-\alpha/m}^2(H+1-p).$$

Using the above decision rule, our approach can be implemented using the following four steps.

- (1) Compute $\hat{\theta}_n = \operatorname{argmin}_{\theta \in \Theta} J_n(\theta, \theta)$;

- (2) For a given choice of m , choose the sequence of tuning parameter $\delta_n = \delta/r_n$, as described above;
- (3) For each $i = 1, \dots, m$, compute the test statistic $J_{n,i}^\delta$, as defined in Section 3.3;
- (4) Rejection rule: reject if $\max_{i \in \{1, \dots, m\}} J_{n,i}^\delta > \chi_{1-\alpha/m}^2(H+1-p)$.

Under the null hypothesis, the testing procedure is size controlled for any choice of $\delta_{n,i} = o(1)$, while under the alternative the choice of $\delta_{n,i}$ only has implications for the power of the test. Moreover, since the values of δ_i are chosen from some compact set, dividing by $\log\{\log(n)\}$ ensures that $\delta_{n,i} = o(1)$ under both the null and alternative.

3.6 Generalizing the Rule-of-Thumb to Probit Models

We begin our discussion on the so-called “rule-of-thumb”, initially inspired by the work of Staiger and Stock (1997), in the infeasible situation where the latent endogenous variable y_{1i}^* is observable, meaning that we would consider a bivariate linear model. For sake of expositional simplicity, let us consider a simplification of this model whereby the vector x_i only contains a constant, so that the model becomes

$$\begin{aligned} y_{1i}^* &= \alpha y_{2i} + \beta + u_i \\ y_{2i} &= \pi + z_i' \xi + v_i. \end{aligned} \tag{24}$$

The rule-of-thumb starts from the reduced form regression and its OLS estimator for ξ ,

$$\hat{\xi}_n = (\tilde{Z}' \tilde{Z})^{-1} \tilde{Z}' \tilde{Y}_2,$$

where for $\mathbf{1}_n$ a $(n \times 1)$ -vector of ones

$$\begin{aligned} Y_2 &= (y_{21}, \dots, y_{2n})', \quad \tilde{Y}_2 = Y_2 - \bar{y}_{2n} \mathbf{1}_n, \\ Z &= (z_1', \dots, z_n')', \quad \tilde{Z} = Z - \bar{Z}_n, \end{aligned}$$

and where $\bar{y}_{2n} = \frac{1}{n} \sum_{i=1}^n y_{2i}$ and \bar{Z}_n denotes the $(n \times k_z)$ matrix whose j^{th} -column has all its entries equal to

$$\bar{z}_{j,n} = \frac{1}{n} \sum_{i=1}^n z_{ij}.$$

Let F_n denote the F-test statistic for testing the null hypothesis that the vector ξ of coefficients for the variables z_i in the reduced form regression are zero. Under the assumption of conditional homoskedasticity for the error term v_i , the F-test statistic can be written as

$$F_n = \frac{n - k_z}{nk_z} \frac{1}{\hat{\sigma}_{v,n}^2} \left[\hat{\xi}_n' \left(\tilde{Z}' \tilde{Z} \right)^{-1} \hat{\xi}_n \right],$$

with $\hat{\sigma}_{v,n}^2$ a consistent estimator of variance of v_i , σ_v^2 . The rule-of-thumb amounts to conclude that instruments are strong (i.e., consistent estimation is feasible) if F_n exceeds a pre-specified threshold value, which differs from the standard critical value used to test the null hypothesis $H_0 : \xi = 0$, and which has been extensively documented by Stock and Yogo (2005). The rationale for this rule can

be understood from the drifting DGP considered in Remark 7. Under the alternative hypothesis to the null of weak identification, for n large,

$$\xi_n^0 \sim \frac{\gamma^0}{\varsigma_n} \implies k_z F_n \sim \frac{n}{\varsigma_n^2} \frac{1}{\sigma_v^2} \gamma^{0'} \text{Var}(z_i) \gamma^0. \quad (25)$$

Therefore, under the null of weak identification ($\varsigma_n = \sqrt{n}$), F_n in equation (25) has a finite limit, whilst under the alternative ($\varsigma_n = o(\sqrt{n})$) the statistic F_n diverges to infinity with a slope defined by the squared norm of γ^0 and a weighting matrix that is proportional to $\text{Var}(z_i)/\text{Var}(v_i)$. This sounds like a natural criterion to measure instrument strength in the infeasible model (24), since the reduced form regression will lead to the control variable $v_i = y_{2i} - \pi - z_i' \xi$ and endogeneity in the structural equation will be controlled thanks to the two-stage residual inclusion (2SRI):

$$y_{1i}^* = \alpha y_{2i} + \beta + \tilde{\rho} [y_{2i} - \pi - z_i' \xi] + \varepsilon_i. \quad (26)$$

Since identification of $\eta_1 = \tilde{\rho}$ in equation (26) depends on the variation of

$$z_i' \xi_n^0 \sim \frac{z_i' \gamma^0}{\varsigma_n},$$

it may sound natural to assess the magnitude of γ^0 after normalization by the variance of z_i . As noted by Stock and Andrews (2005), “IVs can be weak and the F statistic small, either because γ is close to zero or because the variability of z_i is low relative to the variability of v_i .” However, the F-test statistic follows a Fisher distribution (and asymptotically a distribution $\chi^2(k_z)/k_z$) under the null $H_0 : \xi = 0$ only when the reduced form error term v_i is conditionally homoskedastic. When one is concerned with the presence of conditional heteroskedasticity in this equation (i.e., non-constant $\text{Var}[v_i | z_i]$), one may consider the heteroskedasticity corrected Fisher test statistic

$$F_n^* = \frac{n - k_z}{k_z} \left[\hat{\xi}_n' \hat{\Sigma}_n^{-1} \hat{\xi}_n \right],$$

where $\hat{\Sigma}_n$ is a consistent estimator of the asymptotic variance of $\sqrt{n}(\hat{\xi}_n - \xi_n^0)$. While Stock and Yogo (2005) propose to extend the use of the rule-of-thumb by using instead F_n^* in case of conditional heteroskedasticity, several authors, including Andrews (2018) and Montiel Olea and Pflueger (2013), have documented the disappointing performance of the heteroskedasticity corrected rule-of-thumb. One may help to clarify this issue by noting that, denoting \tilde{z}_i to be the i -th column vector of the matrix \tilde{Z}' , for n large and for $\sigma_v^2(z_i) = \text{Var}[v_i | z_i]$,

$$\xi_n^0 \sim \frac{\gamma^0}{\varsigma_n} \implies k_z F_n^* \sim \frac{n}{\varsigma_n^2} \gamma^{0'} \text{Var}(z_i) \left[\mathbb{E}(\tilde{z}_i \tilde{z}_i' \sigma_v^2(z_i)) \right]^{-1} \text{Var}(z_i) \gamma^0. \quad (27)$$

Equation (27) is a straightforward extension of a result provided by Antoine and Renault (2020), and makes explicit how robustifying the test statistic for heteroskedasticity modifies the rule-of-thumb. This modification is arguably puzzling since what really matters for identification power, namely the residual inclusion of v_i in the structural equation (26), is not fully captured by $\sigma_v^2(z_i)$. More precisely, the conditional heteroskedasticity that intuitively matters in the structural equation is instead

$$\sigma_u^2(z_i) = \text{Var}[u_i | z_i] = \tilde{\rho}^2 \text{Var}[v_i | z_i] + \text{Var}[\varepsilon_i | z_i].$$

This intuition is confirmed by Antoine and Renault (2020) who show that, when nesting the IV estimation procedure in a GMM framework, the distorted J-test leads to a decision rule based on the following weighted norm of γ^0 :

$$\frac{n}{\varsigma_n^2} \gamma^0 \text{Var}(z_i) [\mathbb{E}(\tilde{z}_i \tilde{z}_i' \sigma_u^2(z_i))]^{-1} \text{Var}(z_i) \gamma^0.$$

In the context of the probit model, where only the sign y_{1i} of y_{1i}^* is observed, the 2SRI equation becomes

$$y_{1i} = \Phi[\alpha y_{2i} + \beta + \tilde{\rho}(y_{2i} - \pi - z_i' \xi)] + \varepsilon_i,$$

for some error term ε_i , and the conditional heteroskedasticity in the structural equation takes the form

$$\text{Var}[\varepsilon_i | y_{2i}, z_i] = \Phi_i(\theta^0) [1 - \Phi_i(\theta^0)], \quad \text{where } \Phi_i(\theta) = \Phi[\alpha y_{2i} + \beta + \tilde{\rho}(y_{2i} - \pi - z_i' \xi)].$$

One may then expect that any generalized rule-of-thumb for probit models must account not only for this conditional heteroskedasticity but also the impact of the non-linearity in the structural equation. In the simple context of Remark 7, we may then expect that the key element to obtain a decision rule about weak instruments in the probit model is the magnitude of the vector

$$V^0(\eta) = \mathbb{E}_n [\tilde{a}(y_{2i}, z_i) \phi_i(\eta, \theta_2^0) z_i'] \gamma^0, \quad \text{where } \|\gamma^0\| > 0.$$

More generally, since the alternative to weak identification, defined by **Assumption 5**, is tantamount to the non-nullity of the vector $V^0(\eta)$, the generalized rule-of-thumb should be based on a norm of $V^0(\eta)$. We argue that we do have a well-suited generalization for the standard rule-of-thumb when applying a decision rule that rejects the null of weak identification if the norm $\|U\|$, of a certain vector U , exceeds a specified threshold with the following definition for U .

- (i) $U = \sqrt{n} \text{Var}(z_i)^{1/2} / \sigma_v \xi^0$ for a linear model with conditional homoskedasticity (i.e. the standard rule-of-thumb);
- (ii) $U = \sqrt{n} [\mathbb{E}(\tilde{z}_i \tilde{z}_i' \sigma_u^2(z_i))]^{-1/2} \text{Var}(z_i) \xi^0$ for a linear model with conditional heteroskedasticity (i.e. the generalization of the standard rule-of-thumb proposed by Antoine and Renault, 2020);
- (iii) $U = \sqrt{n} S_{11,n}^{-1/2}(\theta^0) \mathbb{E}_n [\tilde{a}(y_{2i}, z_i) \phi_i(\eta, \theta_2^0) z_i'] \xi^0 \delta_n$ for the probit model (24) (in the context of Remark 7) and more generally $U = \sqrt{n} S_{11,n}^{-1/2}(\theta^0) V^0(\eta) \delta_n / \varsigma_n$, where the perturbation term δ_n is introduced by the design of the distorted J-test.

It is worth realizing that this generalized rule-of-thumb is, for n large, precisely what is performed by our test for the null of weak identification based on the distorted J-test statistic.¹³ To see this, we extend the argument of Antoine and Renault (2020) by noting that under the alternative, our distorted J-test statistic sets the focus on the norm of

$$U = S_n^{-1/2}(\theta^0) \sqrt{n} \bar{g}_n(\hat{\theta}_n^\delta),$$

¹³It is worth realizing that our comparison between the so-called “rules-of-thumb” is based only on the definition of the test statistic. We do not enter into debates regarding alternative definitions of the null of weak identification based either on Assumption 3, or the 2SLS relative bias, Wald test size distortion, Nagar bias, etc..

where

$$\bar{g}_n(\hat{\theta}_n^\delta) = \bar{g}_n(\hat{\theta}_n) + \begin{bmatrix} \bar{g}_{1n}(\hat{\theta}_n^\delta) - \bar{g}_{1n}(\hat{\theta}_n) \\ \mathbf{0} \end{bmatrix}.$$

Noting that,

$$\sqrt{n} \left[\bar{g}_{1n}(\hat{\theta}_n^\delta) - \bar{g}_{1n}(\hat{\theta}_n) \right] = \sqrt{n} \frac{\partial \bar{g}_{1n}}{\partial \eta_1}(\eta_{1n}^*, \hat{\eta}_{2n}, \hat{\eta}_{3n}, \hat{\theta}_{2n}) \delta_n,$$

where η_{1n}^* denotes a component-by-component intermediate value between the first coefficient of $\hat{\theta}_n$ and $\hat{\theta}_n^\delta$, under the alternative hypothesis to the null of weak identification

$$\begin{aligned} \frac{\partial \bar{g}_{1n}}{\partial \eta_1}(\eta_{1n}^*, \hat{\eta}_{2n}, \hat{\eta}_{3n}, \hat{\theta}_{2n}) &= \mathbb{E}_n \left[\frac{\partial \bar{g}_{1n}}{\partial \eta_1}(\eta^0, \theta_2^0) \right] + O_p \left(\frac{1}{\sqrt{n}} \right) \\ &= \frac{1}{n} \mathbb{E}_n \left\{ \sum_{i=1}^n \tilde{a}(y_{2i}, z_i) \phi_i(\eta^0, \theta_2^0) z_i' \xi^0 \right\} + O_p \left(\frac{1}{\sqrt{n}} \right), \end{aligned}$$

and where¹⁴

$$\frac{1}{n} \mathbb{E}_n \left\{ \sum_{i=1}^n \tilde{a}(y_{2i}, z_i) \phi_i(\eta, \theta_2^0) z_i' \xi^0 \right\} \sim \frac{V^0(\eta)}{\varsigma_n}$$

is the dominant term since $\varsigma_n = o(\sqrt{n})$. To summarize, under the alternative hypothesis to the null of weak identification, and for a δ_n such that $\{\sqrt{n}/\varsigma_n\} \delta_n \rightarrow \infty$,

$$\|U\| = \left\| S_n^{-1/2}(\theta^0) \sqrt{n} \bar{g}_n(\hat{\theta}_n^\delta) \right\| \sim \left\| S_{11,n}^{-1/2}(\theta^0) V^0(\eta^0) \right\| \frac{\sqrt{n}}{\varsigma_n} \delta_n,$$

which diverges as $n \rightarrow \infty$ and yields a natural generalization of the rule-of-thumb to probit models.

4 Monte Carlo: Conventional Weak IV Tests v.s. Distorted J -test

In this section, we verify the properties of the distorted J -test (hereafter, DJ test) and compare this test against three commonly used weak IV tests, which, even though they are not designed for discrete choice models, have been widely applied in the literature on discrete choice modelling: (i) the Staiger and Stock (1997) standard rule-of-thumb (SS); (ii) Stock and Yogo (2005) (SY); (iii) the robust weak IV test of Montiel Olea and Pflueger (2013) (Robust).

We generate observed data according to

$$y_{1i} = 1[\beta + \alpha y_{2i} + u_i > 0], \quad y_{2i} = \pi + \xi z_i + v_i, \quad i = 1, 2, \dots, n \quad (28)$$

where $z_i \sim \mathcal{N}(0, \sigma_z^2)$ is i.i.d. univariate, $(u_i, v_i)'$ is i.i.d. homoskedastic and normally distributed, and $(u_i, v_i)'$ is independent of z_i . We set $\beta = 0.5$, $\alpha = 1$ and $\pi = 0.3$. In addition, we take $\rho = \text{corr}(u_i, v_i) \in \{0.5, 0.95\}$, and $\sigma_u = 1/\sqrt{1 - \rho^2}$ (to ensure the normalization of $\text{Var}[u_i|y_{2i}, z_i] = 1$). To characterize the potential instrument weakness, we adjust the value of ξ to restrict the correlation

¹⁴The $O_p(1/\sqrt{n})$ term in the expansion of $\partial \bar{g}_{1n}(\eta_{1n}^*, \hat{\eta}_{2n}, \hat{\eta}_{3n}, \hat{\theta}_{2n})/\partial \eta_1$ can be deduced via a Taylor series expansion, re-arranging terms, and noting that the derivative of the Jacobian, in the η_1 direction, is also degenerate at the ς_n -rate.

between the endogenous regressor y_{2i} and the instrument z_i to be $\text{corr}(y_{2i}, z_i) = \gamma/n^\lambda$, with $\gamma = 1.5$ and we consider a grid of values for $\lambda \in \{0.5, 0.4, 0.3, 0.2, 0.1\}$.

Since the performance of the DJ test and the standard weak IV tests may depend on σ_z and σ_v , we simulate data using the following grids: $\sigma_z \in \{0.2, 0.5, 1, 5, 10\}$ and $\sigma_v \in \{0.2, 0.5, 1, 5, 10\}$. For each Monte Carlo trial, we take the sample size to be one of $n = 500, 5000, 10000$ and consider $N = 1000$ Monte Carlo replications.

Across each Monte Carlo design, $\theta = (\tilde{\rho}, \alpha, \beta, \pi, \xi)'$ is estimated by CUGMM with a single degree of over-identification. We choose the instrument functions $a_i = a(y_{2i}, z_i) = (1, y_{2i}, z_i, z_i^2, 0, 0)'$ and $b_i = b(z_i) = (0, 0, 0, 0, 1, z_i)'$. The DJ test is implemented following the procedure presented in Section 3.5.¹⁵ Using a 5% significant level, we reject the null hypothesis of weak instruments in accordance to Theorem 3; i.e., we reject the null if $J_n^\delta > \chi_{0.95}^2(H + 1 - p)$, where in this case $H = 6$, $p = 5$ and $\chi_{0.95}^2(H + 1 - p) = 5.99$. Theoretically, the hypotheses of the DJ test corresponds to $H_0 : \lambda = 0.5$, the alternative to $\lambda < 0.5$.¹⁶ However, we note that in finite samples, it is hardly the case that λ alone determines the behavior of the CUEs.

Given this, to compare the behavior of the DJ test with the conventional linear tests, we introduce two sets of criteria to assess the potential impact of instrument weakness in finite samples: the behavior of the CUE and the size distortions of the associated Wald statistic. Specifically, we compute the bias, standard deviation (s.d.) and relative root mean square error (rrmse) as below (take α as an example) to measure the estimation performance under different designs:

$$\text{bias} = \bar{\hat{\alpha}} - \alpha^0, \quad \text{s.d.} = \sqrt{\frac{1}{N} \sum_{l=1}^N (\hat{\alpha}_l - \bar{\hat{\alpha}})^2}, \quad \text{rrmse} = \sqrt{\frac{1}{N} \sum_{l=1}^N \left(\frac{\hat{\alpha}_l - \alpha^0}{\alpha^0} \right)^2} \quad (29)$$

where $\bar{\hat{\alpha}} = 1/N \sum_{l=1}^N \hat{\alpha}_l$, $\hat{\alpha}_l$ stands for the l -th Monte Carlo CUGMM estimate and α^0 is the true value. As proven in Sections 3.3 and 3.4, under the null the CUE is consistent, while under the alternative, the estimator will be consistent and asymptotically normal, albeit with non-standard rates. Unlike Stock and Yogo (2005), who choose the relative bias of 2SLS to OLS as one criterion to detect weak instruments, here we consider the bias, the s.d. and the rrmse defined in (29) instead, for the following reasons. For the IV probit model (28), the CUE (and other commonly adopted estimation methods) does not have a closed-form expression. Therefore, the usual notion of ‘bias towards OLS’ under potential IV weakness in linear models is not valid in this nonlinear context, with the potential impact of the IV weakness now being complicated by the nonlinear features of the model. In this case, there is no guarantee that the positive and negative biases will not offset each other, and lead to a spuriously small overall bias. Therefore, to capture the instrument strength and the resulting performance of the CUGMM estimation procedure, we rely on the bias, standard deviation and rrmse of the estimator.

In addition, to better understand weakness in this discrete choice model, we conduct a Wald test of $H_0 : \alpha = \alpha^0$ and compute its size distortion, relative to the 5% significant level, across all

¹⁵For computational simplicity, in the Monte Carlo simulations, we adopt the perturbation $\delta_n = \hat{\rho}/\log(\log(n))$, where $\hat{\rho}$ is the CUGMM estimate of $\tilde{\rho}$ in each Monte Carlo replication. This procedure is a simplified version of the data-driven approach developed in Section 3.5.

¹⁶We note that the null hypothesis of each test are slightly different: DJ- $H_0 : \lambda = 0.5$; SS- $F_n < 10$ as an informal null hypothesis; SY- the triple $\{\xi, \sigma_v^2, \sigma_z^2\}$ is such that 2SLS relative bias or Wald test size distortion is larger than a given tolerance using the Cragg-Donald statistic; the Robust test regards that the Nagar bias exceeds a fraction of the benchmark as null. Although the definitions of the weak instrument are different for each test, their null hypothesis are consistent in the sense to capture situations under which the instrument is weak.

the Monte Carlo designs. We carry out this Wald test for two different estimation methods: the CUE considered in this paper and the 2SCML estimator proposed by Rivers and Vuong (1988). The size distortion of the Wald test is widely used to capture instrument weakness, see e.g. Staiger and Stock (1997) and Stock and Yogo (2005). This measure not only reflects the performance of the hypothesis test, but also the coverage rate of confidence intervals associated with the two estimation methods.

Under the null hypothesis of $\lambda = 0.5$, the performance of the CUE and the rejection probabilities for the different testing procedures are collected in Table 2 ($\rho = 0.5$) and Table 3 ($\rho = 0.95$). For brevity, we only report the estimation results for the structural parameter of interest, α , and Wald test size distortions under five designs: $(\sigma_z, \sigma_v) \in \{(1, 0.2), (1, 10), (1, 1), (0.2, 1), (10, 1)\}$. Additional results for all designs can be obtained from the authors.

Simulation results in Tables 2 and 3 confirm our asymptotic results. When $\lambda = 0.5$, CUGMM estimation of α^0 is inconsistent and behaves poorly in general. More specifically, the biases are unstable, and the s.d. and rmse do not decrease (in any noticeable way) as the sample size increases, especially when the endogeneity degree is high ($\rho = 0.95$). However, under the alternative, $\lambda < 0.5$, the s.d. and rmse drop dramatically as n increases. In addition, the asymptotic normality of the CUE under $\lambda < 0.5$ is verified by viewing the standardized sampling distributions of the estimators across the Monte Carlo replications, which is given in Figures 5 and 6. The sampling distributions exhibit easily detectable bi-modality when λ is 0.5, or close to 0.5, especially when σ_v is small and ρ is large, indicating that a standard inference approach, relying on the normal approximation, is likely to perform poorly in those cases.

The results in Tables 2 and 3 also show that the behavior of the Wald test varies across the different designs even when $\lambda = 0.5$. For a moderate level of endogeneity ($\rho = 0.5$), we see relative small size distortions, less than 5%, in most cases for the Wald tests based on both 2SCML and CUEs. However, for a high degree of endogeneity ($\rho = 0.95$), the Wald tests are significantly oversized, with the size distortions for the Wald test based on 2SCML being much larger than those based on CUGMM. One exception, however, is the case of $(\sigma_z, \sigma_v) = (1, 10)$ and $\rho = 0.95$, where the Wald size distortions based on both estimation methods is less than 5%. For $(\sigma_z, \sigma_v) = (1, 10)$ and $\rho = 0.95$ case, the size distortion based on the CUGMM is 0.008 when $n = 10000$, indicating that the 95% confidence interval coverage rate is quite accurate even though $\lambda = 0.5$ ($\text{corr}(y_{2i}, z_i) = 0.015$). As such, this design constitutes additional evidence that the value of λ is not the only key in determining inference performance in weakly identified discrete choice models.

The false rejection rates of SS, SY, Robust and DJ under $\lambda = 0.5$ are displayed in Tables 2 and 3. Firstly, as expected, the DJ test is asymptotically conservative, i.e., the size is less than the significance level of 5%.¹⁷ The size of the DJ test varies between 1.0% and 1.9% under $\rho = 0.5$, and between 1.3% and 3.1% when $\rho = 0.95$. However, we note that the DJ test is much less conservative than the Robust approach of Montiel Olea and Pflueger (2013), which is extremely conservative, and gives virtually zero rejections across all designs where identification is weak. Therefore, while the DJ test is conservative, we can conclude that it is much less conservative than the Robust approach, and can be relatively close to the nominal level (5%) when the degree of endogeneity is large.

In addition, we see that blindly applying conventional weak instrument tests can lead to poor outcomes. For example, for the design with $(\sigma_z, \sigma_v) = (1, 0.2)$ and a high level of endogeneity ($\rho = 0.95$ in Table 3), the rejection rates of SS and SY (10%)¹⁸ are all larger than 10% across

¹⁷Results not reported here due to space limitations also confirm that DJ test is conservative.

¹⁸The rejection rate of SY (10%) is computed based on the critical value of a maximal 10% size distortion of a 5% Wald test, provided by Stock and Yogo (2005).

different sample sizes, and are 13.8% and 18.5% respectively when $n = 10000$. However, the rmse in this case does not decrease as n increases, and the rmse for the estimated α is between 910% and 1060% of the true value. Moreover, both the Wald size distortions exceed their nominal size by at least 10%. In particular, the 2SCML size distortion is between 17% and 27%, while the CUGMM size distortion is between 11% to 17%. Therefore, the identification is weak, while the SS and SY approaches can suggest the opposite, and hence fail to control size. In addition, false rejection rates for other designs, not reported here for brevity, demonstrate a similar pattern of over-rejection for SS and SY tests. Hence, in line with the analysis in Section 3.6, when assessing identification strength in discrete choice models, the conventional weak IV tests of SS and SY may fail to provide reliable conclusions regarding identification strength, especially if the degree of endogeneity is high.

Figure 1 ($\rho = 0.5$) and Figure 2 ($\rho = 0.95$) display the power of the four tests. Due to the conservativeness of DJ test, size adjusted power of DJ and of the conventional tests are also computed and compared in Figures 3 and 4.¹⁹ The resulting power curves show that the DJ test is consistent as the sample size diverges, and as identification strength increases. Moreover, in cases with high endogeneity (Figure 2), the unadjusted power of the DJ is higher than that of the Robust test across most designs. Furthermore, Figures 3 and 4 demonstrate that the DJ-test displays non-negligible power even when identification is close to being weak, i.e, when $\lambda = 0.4$ or $\lambda = 0.3$, which gives convincing numerical evidence of the results in Theorem 3.

5 Empirical Illustrations

In this section, we apply our distorted J -test in two well-known empirical examples to test for the presence of weak instruments. We then contrast the results of our tests with those obtained from conventional weak IV tests for linear models, namely the SS, the SY, and the Robust tests.

5.1 Labor Force Participation of Married Women

We first study married women’s labor force participation (hereafter LFP) when education, measured as the women’s years of schooling, is treated as an endogenous regressor. We use data from the University of Michigan Panel Study of Income Dynamics (PSID) for the year 1975²⁰, which have been used in several studies. Mroz (1987) provides an extensive analysis of the women’s hours of labor supply, and considers a range of specifications including potential endogeneity of several regressors, the use of different instrumental variables and controls for self-selection into labor force participation. As a text book example, Wooldridge (2010) used the same dataset to study women’s LFP decisions, and the potential endogeneity of education is tested after estimating an IV probit model using Rivers and Vuong (1988) two-step conditional maximum likelihood estimator (2SCML). In what follows we use similar specification as in Wooldridge (2010).

The PSID consists of data on 753 married, Caucasian women who are between 30 and 60 years of age at the time the sample was conducted. The dependent variable LFP is a binary response that equals unity if the respondent worked at some time during the year, and zero otherwise. Exogenous regressors include spousal income, the individual’s work experience and its square, age, the number of children less than six years old, and the number of children older than six years

¹⁹Size adjusted power is computed as follows: obtain the 95% quantile of the test statistic from the 1000 Monte Carlo replications when $\lambda = 0.5$ and use it as the critical value for cases when $\lambda < 0.5$.

²⁰The data is public and available at Wooldridge (2010) Supplemental Content.

old. The individual's education, measured as years of schooling, is considered to be endogenous. Following the strategy in Wooldridge (2010), the individual's family education, which are recorded as the years of schooling for both the individual's father and mother, are used as instruments for education.

Estimated coefficients and the average partial effects on the probability of LFP for all regressors are presented in Table 6 using two estimation methods: 2SCML as used in Wooldridge (2010)²¹ and CUGMM. More specifically, for the 2SCML, the first step is to regress the endogenous regressor on the instruments and all other exogenous regressors to obtain the reduced form residual. The second step is to run a probit maximum likelihood estimation of the binary response on the endogenous and the exogenous regressors, and the reduced form residual. The CUGMM estimation with over-identification degree one is conducted using $a_i = (1, y_{2i}, x'_i, z'_i, \mathbf{0}'_{k+2})'$ and $b_i = (\mathbf{0}'_{k+3}, 1, x'_i, z'_i)'$, where y_{2i} , x_i and z_i denote the standardized variables corresponding to the women's education, exogenous regressors and two instruments, and k is the number of exogenous regressors and the intercept. The first step estimation of the 2SCML and the reduced form of the CUGMM are listed in the first and fourth columns of Table 6 respectively. Both the two IVs are highly significant based on both estimation methods. The CUGMM estimation results are reported in columns four through six. Broadly speaking, the CUGMM and 2SCML results are similar, with both methods providing evidence that education has a significant positive effect: one extra year of education increasing the probability of LFP by 5.87 percentage points for both the 2SCML and the CUGMM. Hansen's J -statistic is 0.122 which is less than $\chi^2_{0.95}(1) = 3.84$, therefore we fail to reject the null that all the moments are valid.

The weak IV test results are collected in Table 5 for all four tests, SS, SY, Robust and DJ. The Kleibergen-Paap F -statistic (Kleibergen and Paap, 2006) is 81.89, based on which the SS rule-of-thumb and the SY test both reject the null that IVs are weak.²² For the Robust test, the effective F -statistic is 91.44, the critical values for the tolerance thresholds {5%, 10%} are 11.59 and 8.58, respectively.²³ Comparing the effective F -statistic 91.44 to the critical values, the Robust test also rejects the null of weak IV.

Finally, for the DJ test, the perturbation δ_n is computed as in Section 3.5, using $m = 20$ candidate grid points. This choice of m leads us to use the critical value $\chi^2_{1-0.05/20}(H + 1 - p) = 11.98$, where we note that we have used $H = 19$ moments and estimated $p = 18$ parameters. Of the candidate grid points, three lead to a value of the DJ statistic larger than 11.98, leading us to soundly reject the null of weak identification. The rejection conclusion of the DJ test is quite straightforward: when perturbing the CUE $\hat{\theta}_n$ by δ_n , the value of the J -statistic increases dramatically from 0.122 to a maximum of 17.44, implying that the CUGMM criterion is sensitive to even small departures. Overall, results reported in Table 5 suggest that the DJ test and the three conventional tests for the linear model agree in this example.

²¹For the LFP example, the 2SCML estimation allows for heteroskedastic standard errors.

²²The Kleibergen-Paap F -statistic is utilized when allowing for heteroskedastic standard error. The reduced form regression F -statistic and the Cragg-Donald statistic are 95.70, when assuming homoskedastic standard error. SY rejects its null according to the critical values of the maximal desired size distortion 5% and 10% of a 5% Wald test.

²³The estimated effective degrees of freedom of the Robust test for the tolerance thresholds {5%, 10%} are both about 1.8. See Montiel Olea and Pflueger (2013) for the definitions of the effective F -statistic, the tolerance threshold and the effective degrees of freedom. The Robust test statistic and the critical values are obtained using the Stata command "weakivtest" (Pflueger and Wang (2015)) under heteroskedastic-robust estimation.

5.2 US Food Aid and Civil Conflicts

In the second example we examine the impact of US food aid on the incidence of civil conflicts in recipient countries. The research in Nunn and Qian (2014) was motivated by concerns that humanitarian food aid may be ineffective and may even promote civil conflicts. The main challenge of this study is the potential endogeneity of US food aid due to reverse causality and joint determination. Their identification strategy relies on using the product of the lagged US wheat production and the average probability of receiving any US food aid for each country as the instrumental variable for wheat aid. Nunn and Qian (2014) estimate many variations of the basic binary model and consider different kinds of wars, different controls and alternative specifications.

Herein, we focus on the simple cross-sectional specification considered in Nunn and Qian (2014). More specifically, we estimate the impact of US wheat aid on the probability of civil war *onset* after a period of peace (column (3), Table 7, Nunn and Qian (2014)), using precisely the same model specification as in Nunn and Qian (2014).²⁴ We examine the IV strength by applying our DJ test to the model, as well as the three conventional weak IV tests for linear models.

The dataset in this analysis involves observations on 78 non-OECD countries from 1971 to 2006, and the observations used for the onset analysis are those country-year observations that have no intra-state civil conflict in the previous period. The event indicator for civil war onset is set to be one if it is the first period of an intra-state conflict episode, and zero otherwise. Nunn and Qian (2014) estimate a logistic discrete time hazard model for the probability of onset of war, controlling for the previous duration of peace up to the third degree of polynomial. The US wheat aid in year t is instrumented by the product of US wheat production in year $t - 1$ and the probability of receiving any US food aid between 1971 and 2006 for each country. To be consistent with the setup of the paper, we estimate a probit link model rather than a logit. Summary statistics for the data used in the onset analysis can be found in part (a) of Table 7.

Part (a) of Table 9 presents results for the estimated coefficients and average partial effects from both 2SCML probit²⁵ and CUGMM with the degree of overidentification equal to unity. For comparison purposes, column (1) of Table 9 gives the estimated average partial effect of US wheat aid reported by Nunn and Qian (2014) using a 2SCML logit approach, which is a key result for their analysis. For CUGMM, we use $a_i = (x'_i, z_i, z_i^2, z_i^3, z_i x_{1i}, \mathbf{0}'_{k+1})'$ and $b_i = (\mathbf{0}'_{k+3}, 1, z_i, x'_i)'$ to construct moments. The variables x_i and z_i denote the standardized variables of exogenous regressors and the instrument, x_{1i} is the non-standardized onset duration, and k is the number of exogenous regressors and the intercept. Columns (2) and (5) of Table 9 demonstrate that the IV is significantly related to the endogenous regressor of wheat aid at the 1% significant level by both estimation methods. However, it is worth noting that the estimates of interest, the effects of the US wheat aid on onset, based on the three different estimation approaches, are quite unstable and even differ in signs.²⁶ Estimates for other coefficients are quite stable and similar across the three sets of results. Finally, Hansen's J -statistic is 0.553, less than the critical value $\chi^2_{0.95}(1) = 3.84$, thus we cannot reject the null that moments are all valid. This evidence leads to the suspicion that the potential weakness of

²⁴Data sets used to construct the incidence of conflict, US food aid, US wheat production and other variables include the UCDP/PRIO Armed Conflict Dataset Version 4-2010, the Food and Agriculture Organization's FAOSTAT database and the data from the United States Department of Agriculture. See Nunn and Qian (2014) for more detailed information.

²⁵The 2SCML in this example allows intragroup correlation for standard errors, clustered by countries.

²⁶The statistical insignificance of the US food aid on onset of civil conflict is pointed out by Nunn and Qian (2014). However, without reliable evidence of the instrument strength, we should be cautious of drawing any inference conclusions according to the standard inference procedures.

the IV could be one of the possible reasons for the unstable estimates of the US wheat aid coefficient.

This suspicion is verified by the DJ test. The perturbation for the onset analysis is chosen as described in Section 3.5, again using $m = 20$ candidate grid points. Panel (a) of Table 8 demonstrates that the DJ test cannot reject the null of weak instrument. In contrast to the earlier example in Section 5.1, in this example perturbing the estimators by δ_n does not lead to a significant change in the corresponding J-statistic, which indicates a lack of curvature and thus identification weakness. Across the entire grid of candidate δ_n values, the maximum of the DJ statistics is 7.5, which is less than the corresponding 5% critical value given by $\chi^2_{1-0.05/20}(H+1-p) = 11.98$, and which is based on using $H = 12$ moments to estimate $p = 11$ parameters. However, when we apply the conventional SS, SY and Robust tests to the onset of the civil conflict case, the SS and SY tests return a rejection of the weak IV hypothesis and the Robust test also rejects the null if the tolerance threshold is greater than 10%. As shown in Table 9, the reduced form regression Kleibergen-Paap F -statistic for SS and SY is 26.07, much larger than 10 and the critical values 16.38 and 8.96 of SY.²⁷ The Robust test effective F -statistic 26.39 is also larger than its 10% tolerance critical value 23.11.²⁸ In summary, for this example, the conventional weak IV tests and the DJ test suggest opposite results. This serves as a reminder that applying conventional weak IV tests for linear models to binary outcome models can lead to incorrect decisions in certain circumstances.

Subsequently, we have repeated this analysis within the other 5 models considered in Nunn and Qian (2014) (columns (4)-(8) of Table 7, Nunn and Qian 2014), which include different specifications and exogenous regressors. In most of the cases, our DJ test shows that we cannot rule out the possibility of weak instruments, whilst the SS and SY tests all result in a rejection of weak instrument hypothesis.²⁹ The Robust test also rejects the null in some cases.³⁰ In part (b) of Table 8 and Table 9, we report the estimation results for the probability of *offset* of civil war after a period of war (column (6) of Table 7, Nunn and Qian 2014), as well as the test results for weak instrument.

One important result to note is that Nunn and Qian (2014) estimate a significant and negative effect for offset of war, indicating that aid prolongs civil wars with 1,000 MT extra of US wheat aid reducing the probability of civil war offset by 0.04 percentage point. However, in this context, if one applies the DJ test using the same methodology as above, the DJ statistic varies between 1.50 and 9.46, which is again less than the corresponding critical value of 11.98, and indicates that identification may be weak in this example. If identification is indeed weak, as the DJ test suggests, conducting standard inference on the estimated treatment effect is no longer valid, therefore, the conclusion that US food aid prolongs civil conflict must be interpreted with caution.

²⁷To be consistent with Nunn and Qian (2014), standard errors (s.e.) are computed using clustered s.e. by countries. Kleibergen-Paap F -statistic (Kleibergen and Paap, 2006) is utilized when allowing for intragroup correlation s.e. The critical values 16.38 and 8.96 of SY test are based on the desired maximal size distortion 5% and 10% of a 5% Wald test, respectively.

²⁸The effective F -statistic and critical values are computed using the Stata command "weakivtest" (Pflueger and Wang (2015)). The critical value 23.11 is for the case of effective degrees of freedom one and the tolerance threshold 10%. Robust test fails to reject the weak instrument based on the critical value of 5% tolerance.

²⁹Results are not reported due to space limitation. SS and SY tests are based on Kleibergen-Paap F -statistic (Kleibergen and Paap, 2006). DJ test is implemented using the same a_i and b_i with those used to get the CUGMM in Table 9. The perturbation for each model is again chosen as in Section 3.5 with $m = 20$. The DJ test rejects the null of weak instrument in column (7), but fails to reject in the remaining columns.

³⁰Based on the critical value 23.11 ($\tau = 10\%$), the Robust test rejects weak IV of the analysis in columns (4) and (8), but fails to reject in columns (5), (6) and (7). Results are obtained by using the Stata command "weakivtest" Pflueger and Wang 2015 and clustered s.e.

6 Conclusion

Estimating the causal effects of policy relevant treatment variables is the key goal of many empirical analyses in economics and other diverse fields. Instrumental variables play a crucial role in the identification and estimation of treatment effects when the treatment is endogenous, but weak instruments have been identified as a potentially serious problem, with consequences including inconsistent estimation and invalid inference. Consequences and detection of weak identification due to instrument weakness have been extensively studied for linear models, but similar issues have not been thoroughly studied for non-linear models, such as discrete dependent variable models. In search for a suitable weak identification test, empirical researchers have often resorted to the inappropriate use of linear model weak IV tests for discrete outcome models, or the use of a linear probability model with a 2SLS estimator treating the discrete variables as continuous. The suitability of these linear tests in this nonlinear setting is not usually questioned in many empirical studies (see Dufour and Wilde, 2018 and Li et al., 2019 for additional analysis on the performance of the Stock and Yogo, 2005 testing approach in binary models).

This paper proposes a much needed weak identification test in endogenous discrete choice models. The proposed test has desirable asymptotic properties including size control under the null of weak identification, and consistency under the alternative. Moreover, we demonstrate that once the null of weak identification is rejected, standard Wald-based inference can be applied as usual. Our Monte Carlo results demonstrate that, whilst the conventional Stock and Yogo (2005) and Staiger and Stock (1997) tests are often over-sized and fail to detect weakness, our test always controls size and has reasonable power. We apply this testing approach to two empirical examples in the literature, and demonstrate that there are importance instances where our approach produces contradictory conclusions to the commonly applied linear testing approaches. Analyzing the causal impact of U.S. food aid on civil conflict, our approach fails to reject the null of weak identification, however, several commonly applied linear testing approaches all conclude that identification is not weak.

Another key contribution of the paper is the construction of comprehensive concept of weak identification in discrete choice models, based not only on the convergence rate of drifting moments, but also on the respective weight of the key parameters, including variances of error terms and the level of simultaneity. This allows us to provide a unified GMM estimation framework for examining both linear and non-linear models, and for comparing the asymptotic properties of GMM estimators against other conventional two-step estimators for endogenous discrete models. While building on the general testing strategy of Antoine and Renault (2020), the test proposed in this paper is based on a null hypothesis of genuine identification weakness, and not the nearly-strong identification null hypothesis analyzed in, e.g., Andrews and Cheng (2012) and Antoine and Renault (2020).

The conclusions that this paper gives to empirical researchers wishing to evaluate identification weakness in discrete models are clear. The canonical tests developed for linear models are not suitable for non-linear models, are likely to be overly optimistic, and can fail to detect genuinely weak identification. Our recommendation is a two-step approach. Conduct our testing approach in a first step, then, if the null is rejected, one can be very confident that identification is not weak, and conventional inference can proceed as usual. If the null of weak identification cannot be rejected, identification robust inference methods (as proposed in Stock and Wright, 2000 or Magnusson, 2010) would be more suitable to assert the significance of any estimated causal effects.

Furthermore, our asymptotic theory is conformable with the point of view on weak identification defended by Stock and Andrews (2005): “weak instruments should not be thought of as merely a small-sample problem, and the difficulties associated with weak instruments can arise even if the

sample size is very large.” We do see weak identification as a population problem (i.e. independent of the sample size): either the GMM estimator is not consistent (under the null of weak identification) or it is consistent (under the alternative). In this respect, the trick of using a drifting DGP, as contemplated in the weak identification literature, can be seen as a way to disentangle point identification (a maintained hypothesis in the framework of weak identification) and existence of a consistent estimator. This point of view may look at odds with the one put forward by Lewbel (2019) where it is stated that: “a parameter that is weakly identified (meaning that standard asymptotics provide a poor finite sample approximation to the actual distribution of the estimator) when $n = 100$ may be strongly identified when $n = 1000$.” However, for all practical purpose, the methodological recommendation may not be so different: in our case, it is only for a large enough sample size that our consistent test may allow us to reject the null of weak identification. In these circumstances, the researcher can trust the consistency of the estimator and confidently use Wald inference.

References

- C. Ai and X. Chen. Efficient estimation of models with conditional moment restrictions containing unknown functions. *Econometrica*, 71(6):1795–1843, 2003.
- D. W. Andrews and X. Cheng. Estimation and inference with weak, semi-strong, and strong identification. *Econometrica*, 80(5):2153–2211, 2012.
- D. W. Andrews and X. Cheng. GMM estimation and uniform subvector inference with possible identification failure. *Econometric Theory*, 30(2):287–333, 2014.
- I. Andrews. Valid two-step identification-robust confidence sets for GMM. *Review of Economics and Statistics*, 100(2):337–348, 2018.
- B. Antoine and E. Renault. Efficient GMM with nearly-weak instruments. *The Econometrics Journal*, 12(s1), 2009.
- B. Antoine and E. Renault. Efficient minimum distance estimation with multiple rates of convergence. *Journal of Econometrics*, 170(2):350–367, 2012.
- B. Antoine and E. Renault. Testing identification strength. *Journal of Econometrics*, 2020.
- J. N. Arendt. Does education cause better health? A panel data analysis using school reforms for identification. *Economics of Education Review*, 24(2):149–160, 2005.
- J. H. Block, L. Hoogerheide, and R. Thurik. Education and entrepreneurial choice: An instrumental variables analysis. *International Small Business Journal*, 31(1):23–33, 2013.
- R. W. Blundell and J. L. Powell. Endogeneity in semiparametric binary response models. *The Review of Economic Studies*, 71(3):655–679, 2004.
- M. Caner. Testing, estimation in GMM and CUE with nearly-weak identification. *Econometric Reviews*, 29(3):330–363, 2009.
- J. Cawley and C. Meyerhoefer. The medical care costs of obesity: An instrumental variables approach. *Journal of Health Economics*, 31(1):219–230, 2012.

- S. Chaudhuri and E. Renault. Score tests in GMM: Why use implied probabilities? *Journal of Econometrics*, 2020.
- J.-M. Dufour and J. Wilde. Weak identification in probit models with endogenous covariates. *AStA Advances in Statistical Analysis*, 102(4):611–631, 2018.
- K. Finlay and L. M. Magnusson. Implementing weak-instrument robust tests for a general class of instrumental-variables models. *The Stata Journal*, 9(3):398–421, 2009.
- U. Goto and T. Iizuka. Cartel sustainability in retail markets: Evidence from a health service sector. *International Journal of Industrial Organization*, 49:36–58, 2016.
- J. Hahn and G. Kuersteiner. Discontinuities of weak instrument limiting distributions. *Economics Letters*, 75(3):325–331, 2002.
- L. P. Hansen. Large sample properties of generalized method of moments estimators. *Econometrica: Journal of the Econometric Society*, pages 1029–1054, 1982.
- J. A. Hausman. Specification tests in econometrics. *Econometrica: Journal of the Econometric Society*, pages 1251–1271, 1978.
- G. W. Imbens and W. K. Newey. Identification and estimation of triangular simultaneous equations models without additivity. *Econometrica*, 77(5):1481–1512, 2009.
- D. Kawaguchi, Y. Matsushita, and H. Naito. Moment estimation of the probit model with an endogenous continuous regressor. *The Japanese Economic Review*, 68(1):48–62, 2017.
- T. Kinda. Investment climate and FDI in developing countries: firm-level evidence. *World Development*, 38(4):498–513, 2010.
- F. Kleibergen. Testing parameters in GMM without assuming that they are identified. *Econometrica*, 73(4):1103–1123, 2005.
- F. Kleibergen and R. Paap. Generalized reduced rank tests using the singular value decomposition. *Journal of Econometrics*, 133(1):97–126, 2006.
- A. Lewbel. The identification zoo: Meanings of identification in econometrics. *Journal of Economic Literature*, 57(4):835–903, 2019.
- C. Li, D. S. Poskitt, and X. Zhao. The bivariate probit model, maximum likelihood estimation, pseudo true parameters and partial identification. *Journal of Econometrics*, 209(1):94–113, 2019.
- L. Lochner and E. Moretti. The effect of education on crime: Evidence from prison inmates, arrests, and self-reports. *American Economic Review*, 94(1):155–189, 2004.
- L. M. Magnusson. Inference in limited dependent variable models robust to weak identification. *The Econometrics Journal*, 13(3), 2010.
- D. McKenzie and H. Rapoport. Can migration reduce educational attainment? Evidence from Mexico. *Journal of Population Economics*, 24(4):1331–1358, 2011.

- E. Miguel, S. Satyanath, and E. Sergenti. Economic shocks and civil conflict: An instrumental variables approach. *Journal of Political Economy*, 112(4):725–753, 2004.
- J. L. Montiel Olea and C. Pflueger. A robust test for weak instruments. *Journal of Business & Economic Statistics*, 31(3):358–369, 2013.
- T. A. Mroz. The sensitivity of an empirical model of married women’s hours of work to economic and statistical assumptions. *Econometrica: Journal of the Econometric Society*, pages 765–799, 1987.
- W. K. Newey and D. McFadden. Large sample estimation and hypothesis testing. *Handbook of Econometrics*, 4:2111–2245, 1994.
- W. K. Newey and F. Windmeijer. Generalized method of moments with many weak moment conditions. *Econometrica*, 77(3):687–719, 2009.
- W. K. Newey, J. L. Powell, and F. Vella. Nonparametric estimation of triangular simultaneous equations models. *Econometrica*, 67(3):565–603, 1999.
- N. Nunn and N. Qian. US food aid and civil conflict. *American Economic Review*, 104(6):1630–66, 2014.
- C. E. Pflueger and S. Wang. A robust test for weak instruments in Stata. *The Stata Journal*, 15(1):216–225, 2015.
- L. M. Powell, J. A. Tauras, and H. Ross. The importance of peer effects, cigarette prices and tobacco control policies for youth smoking behavior. *Journal of Health Economics*, 24(5):950–968, 2005.
- D. Rivers and Q. H. Vuong. Limited information estimators and exogeneity tests for simultaneous probit models. *Journal of Econometrics*, 39(3):347–366, 1988.
- J. E. Ruseski, B. R. Humphreys, K. Hallman, P. Wicker, and C. Breuer. Sport participation and subjective well-being: Instrumental variable results from german survey data. *Journal of Physical Activity and Health*, 11(2):396–403, 2014.
- D. Staiger and J. H. Stock. Instrumental variables regression with weak instruments. *Econometrica*, 65(3):557–586, 1997.
- J. Stock and D. Andrews. Inference with weak instruments. *Advances in Economics and Econometrics, Theory and Applications: Ninth World Congress of the Econometric Society, Vol III, Cambridge University Press*, url <http://www.economics.harvard.edu/faculty/stock/files/worldcongresspaper9.pdf>, 2005.
- J. H. Stock and J. H. Wright. GMM with weak identification. *Econometrica*, 68(5):1055–1096, 2000.
- J. H. Stock and M. Yogo. Testing for weak instruments in linear IV regression. Chapter 5 in *Identification and Inference in Econometric Models: Essays in Honor of Thomas J. Rothenberg*, edited by DWK Andrews and JH Stock, 2005.
- J. V. Terza, A. Basu, and P. J. Rathouz. Two-stage residual inclusion estimation: Addressing endogeneity in health econometric modeling. *Journal of Health Economics*, 27(3):531–543, 2008.

- A. W. van der Vaart and J. A. Wellner. Weak convergence. In *Weak Convergence and Empirical Processes*, pages 16–28. Springer, 1996.
- F. Windmeijer. Two-stage least squares as minimum distance. *The Econometrics Journal*, 22(1): 1–9, 2019.
- J. M. Wooldridge. *Econometric analysis of cross section and panel data*. MIT Press, 2010.
- J. M. Wooldridge. Quasi-maximum likelihood estimation and testing for nonlinear models with endogenous explanatory variables. *Journal of Econometrics*, 182(1):226–234, 2014.
- J. M. Wooldridge. Control function methods in applied econometrics. *Journal of Human Resources*, 50(2):420–445, 2015.

A Appendix

The appendix contains proofs for the main results in the paper.

A.1 Lemmas

We first give several lemmas that are used to prove the main results.

Lemma 2. Under **Assumption 1**, for $\nu_n(\theta) := \frac{1}{\sqrt{n}} \sum_{i=1}^n (g_i(\theta) - \mathbb{E}[g_i(\theta)])$,

$$\nu_n(\theta) \Rightarrow \nu(\theta),$$

for $\nu(\theta)$ a mean-zero Gaussian process with (uniformly) bounded covariance kernel $S(\theta, \tilde{\theta})$.

Proof of Lemma 2. First, recall that for $g_i(\theta) = [a_i, b_i]r_i(\theta)$, with $r_i(\theta) := [r_{1i}(\theta), r_{2i}(\theta)]'$ so that

$$\|g_i(\theta)\| = \|[a_i, b_i]r_i(\theta)\| \leq \|[a_i, b_i]\| \|r_i(\theta)\|.$$

Under Assumption (A1), $[a_i, b_i]$ is i.i.d. and $\mathbb{E}[\|[a_i, b_i]\|^2] < \infty$. The result then follows if we can demonstrate that $r_i(\theta)$ is Donsker.

Consider the re-parameterization $\vartheta = (\vartheta'_1, \vartheta'_2)'$, where $\vartheta_1 := (\alpha + \tilde{\rho}, \beta' - \tilde{\rho}\pi', \tilde{\rho}\xi')'$, and $\vartheta_2 := (\pi', \xi')'$. By compactness of Θ , the new parameter space $V := \{\vartheta = (\vartheta'_1, \vartheta'_2)' : \theta \in \Theta\}$ is also compact. Denote $w_{1i} = (y_{2i}, x'_i, -z'_i)'$ and $w_{2i} = (x'_i, z'_i)'$. Rewrite $\Phi[y_{2i}(\alpha + \tilde{\rho}) + x'_i(\beta' - \tilde{\rho}\pi') - z'_i\tilde{\rho}\xi] = \Phi(w'_{1i}\vartheta_1)$. By abuse of notation, define $r_{1i}(\vartheta_1) = y_{1i} - \Phi(w'_{1i}\vartheta_1)$, $r_{2i}(\vartheta_2) := y_{2i} - w'_{2i}\vartheta_2$, and define the class of functions

$$\mathcal{F} := \{r_i(\vartheta) = (r'_{1i}(\vartheta_1), r'_{2i}(\vartheta_2))' : \vartheta \in V\},$$

from the compactness of V , $(\mathcal{F}, \|\cdot\|)$ is totally bounded with $\|\cdot\|$ the Euclidean norm.

First, focus on $r_{1i}(\vartheta_1)$. For every w_{1i} and for $\vartheta_1, \bar{\vartheta}_1 \in V_1$, with V_1 a subspace of V associated with ϑ_1 , without loss of generality, suppose $w'_{1i}\vartheta \geq w'_{1i}\bar{\vartheta}$. Then,

$$\begin{aligned} \|r_{1i}(\vartheta_1) - r_{1i}(\bar{\vartheta}_1)\| &= |\Phi(w'_{1i}\vartheta_1) - \Phi(w'_{1i}\bar{\vartheta}_1)| \\ &= \left| \int_{w'_{1i}\bar{\vartheta}_1}^{w'_{1i}\vartheta_1} \phi(t) dt \right| = \phi(c) |w'_{1i}(\vartheta_1 - \bar{\vartheta}_1)| \leq C \|w_{1i}\| \|\vartheta_1 - \bar{\vartheta}_1\|, \end{aligned}$$

for $c \in (w'_{1i}\bar{\vartheta}_1, w'_{1i}\vartheta_1)$ and some constant $C > 0$. For P the law of (w'_{1i}, w'_{2i}) , by **Assumption (A.1)**, we know that

$$\mathbb{E}_P[\|w_{1i}\|^2] < \infty.$$

Now, consider $r_{2i}(\vartheta_2)$ and note that, for $\vartheta_2, \bar{\vartheta}_2 \in V_2$, with V_2 a subspace of V associated with ϑ_2 ,

$$\|r_{2i}(\vartheta_2) - r_{2i}(\bar{\vartheta}_2)\| \leq \|w_{2i}\| \|\vartheta_2 - \bar{\vartheta}_2\|.$$

It then follows from **Assumption (A.1)** that

$$\mathbb{E}_P[\|w_{2i}\|^2] < \infty.$$

Defining $L = \max\{\|w_{1i}\|, \|w_{2i}\|\}$, $\vartheta = (\vartheta'_1, \vartheta'_2)'$ and $\bar{\vartheta} = (\bar{\vartheta}'_1, \bar{\vartheta}'_2)'$, we have that $\mathbb{E}[L] < \infty$ and

$$\|r_i(\vartheta) - r_i(\bar{\vartheta})\| \leq L\|\vartheta - \bar{\vartheta}\|.$$

This Lipschitz property, together with the compactness of V implies that, by Theorem 2.7.11 of van der Vaart and Wellner (1996), \mathcal{F} is P -Donsker. For $g_i(\theta) = [a_i, b_i]r_i(\theta)$, we then have that

$$\nu_n(\theta) := \sqrt{n}(\bar{g}_n(\theta) - \mathbb{E}[g_i(\theta)]) \Rightarrow \nu(\theta),$$

for $\theta \in \Theta$ where $\nu(\theta)$ denotes a Gaussian process with zero mean and variance kernel

$$S(\theta, \tilde{\theta}) := \mathbb{E}\left\{(g_i(\theta) - \mathbb{E}[g_i(\theta)])(g_i(\tilde{\theta}) - \mathbb{E}[g_i(\tilde{\theta})])'\right\}.$$

By the continuity of $S(\theta, \theta)$ in θ , **Assumption (A.1)**, and the compactness of Θ , we have

$$0 < \sup_{\theta, \tilde{\theta} \in \Theta} \|S(\theta, \tilde{\theta})\| < \infty.$$

□

The following results demonstrates that **Assumption 4** in the main text is satisfied under **Assumption 1**

Lemma 3. Under **Assumption 1**, if $\tilde{a}_i := \tilde{a}(y_{2i}, z_i, x_i)$ satisfies $\mathbb{E}_n[\|\tilde{a}_i z'_i \xi^0(y_{2i}, z'_i, x'_i)'\|^2] < \infty$, for $\Psi_n(\eta, \theta_2^0) := \frac{1}{\sqrt{n}} \sum_{i=1}^n \{\tilde{a}_i \phi_i(\eta, \theta_2^0) z'_i \xi^0 - \mathbb{E}_n[\tilde{a}_i \phi_i(\eta, \theta_2^0) z'_i \xi^0]\}$,

$$\Psi_n(\eta, \theta_2^0) \Rightarrow \Psi(\eta, \theta_2^0),$$

for $\Psi(\eta, \theta_2^0)$ a mean-zero Gaussian process over $\Upsilon(\theta_2^0)$.

Proof of Lemma 3. Similar to the proof of Lemma 2, it suffices to show that the class of functions

$$\mathcal{F} := \{r_{3i}(\eta) = \tilde{a}_i \phi(\eta, \theta_2^0) z'_i \xi^0 : \eta \in \Upsilon(\theta_2^0)\},$$

is Donsker, where $\eta := (\tilde{\rho}, \tilde{\rho} + \alpha, \beta' - \tilde{\rho}\pi^{0'})'$. Hence, we only sketch the details.

Let $w_i := (-z'_i \xi^0, y_{2i}, x'_i)'$. For every w_i and for $\eta, \bar{\eta} \in \Upsilon(\theta_2^0)$, without loss of generality, suppose $w'_i \eta \geq w'_i \bar{\eta}$. Let $\phi'(x)$ denote the derivative of the density function $\phi(x)$. Then, for $c \in (w'_i \bar{\eta}, w'_i \eta)$,

$$\|\tilde{a}_i \phi(\eta, \theta_2^0) z'_i \xi^0 - \tilde{a}_i \phi(\bar{\eta}, \theta_2^0) z'_i \xi^0\| = \phi'(c) \|\tilde{a}_i z'_i \xi^0 w'_i (\eta - \bar{\eta})\| \leq C \|\tilde{a}_i z'_i \xi^0 w_i\| \|\eta - \bar{\eta}\|,$$

for some constant $C > 0$, and where the equality follows by the intermediate value theorem, and the inequality from Cauchy-Schwartz. For P the joint law of w_i , by **Assumption (A.1)**, the compactness of Θ_2 (**Assumption (A.4)**), and the moment hypothesis for \tilde{a}_i ,

$$\mathbb{E}_P[\|\tilde{a}_i z'_i \xi^0 w'_i\|^2] < \infty.$$

The remainder of the proof follows that of Lemma 2 and is omitted for brevity. □

For $A_n = R\Lambda_n$, the following result demonstrates that, regardless of the interpretation for instrument weakness, for any consistent estimator the sample estimator $\partial \bar{g}_n(\theta_n)/\partial \theta' A_n$ is a consistent estimator of M in **Assumption 5**.

Lemma 4. *If $\{\theta_n\}$ is such that $\|\theta_n - \theta^0\| = o_p(1)$, then under **Assumptions 1-6**:*

$$M = \text{plim}_{n \rightarrow \infty} \frac{\partial \bar{g}_n(\theta_n)}{\partial \theta'} A_n, \text{ where } A_n = R\Lambda_n.$$

Proof of Lemma 4. Let $\bar{g}_n(\theta) = (\bar{g}_{1n}(\theta), \bar{g}_{2n}(\theta), \dots, \bar{g}_{Hn}(\theta))'$. The mean value expansion of $\frac{\partial \bar{g}_{l,n}(\theta_n)}{\partial \theta'}$ at θ^0 yields

$$\frac{\partial \bar{g}_{l,n}(\theta_n)}{\partial \theta'} = \frac{\partial \bar{g}_{l,n}(\theta^0)}{\partial \theta'} + (\theta_n - \theta^0)' \frac{\partial^2 \bar{g}_{l,n}(\tilde{\theta}_n)}{\partial \theta' \partial \theta}, \quad l = 1, 2, \dots, H$$

where $\tilde{\theta}_n$ is component-by-component between θ^0 and θ_n . By the structure of the moment $\bar{g}_n(\theta)$, the smoothness conditions on $\Phi(\cdot)$ and its derivatives, a_i and b_i are all measurable, it is not hard to prove that $\|\theta_n - \theta^0\| = o_p(1)$ implies the Hessian multiplied by A_n , $\frac{\partial^2 \bar{g}_{l,n}(\tilde{\theta}_n)}{\partial \theta' \partial \theta} A_n = O_p(1)$ for $l = 1, 2, \dots, H$. Therefore, $\|\theta_n - \theta^0\| = o_p(1)$ and Lemma 1 implies the result is satisfied. \square

Lemma 5. *Under **Assumptions 1-6**, and for Λ_n as in Lemma 1, $\sqrt{n}\Lambda_n^{-1}(\hat{\zeta}_n - \zeta^0) = O_p(1)$.*

Proof of Lemma 5. The result is a consequence of Proposition 2 and Lemma 4, and the following inequality:

$$J_n(\zeta^0, \zeta^0) \geq J_n(\hat{\zeta}_n, \hat{\zeta}_n) = J_n(\hat{\zeta}_n, \zeta^0)\{1 + o_p(1)\},$$

which follows from the definition of $\hat{\zeta}_n$ and the consistency of $\hat{\zeta}_n$ in Proposition 2. For some component-by-component intermediate value ζ_n^* ,

$$\sqrt{n}\bar{g}_n(\hat{\zeta}_n) = \sqrt{n}\bar{g}_n(\zeta^0) - \sqrt{n} \frac{\partial \bar{g}_n(\zeta_n^*)}{\partial \zeta'} (\zeta^0 - \hat{\zeta}_n),$$

and we can apply the inequality $\|a - b\| \geq -\|a\| + \|b\|$ to obtain

$$J_n^{1/2}(\hat{\zeta}, \zeta^0) \geq -\|\sqrt{n}\bar{g}_n(\zeta^0)\|_{\Omega_n} + \|\sqrt{n}\partial \bar{g}_n(\zeta_n^*)/\partial \zeta'(\zeta^0 - \hat{\zeta}_n)\|_{\Omega_n},$$

where $\Omega_n = S_n^{-1}(\zeta^0)$, $\|x\|_{\Omega_n} := (x'\Omega_n x)^{1/2}$ and where we have used the fact that (with probability converging to unity) $\lambda_{\min}(\Omega_n) > 0$. By the consistency of $\hat{\zeta}_n$ proved in Proposition 2 and Lemma 4, and for M as defined in Lemma 1, we have

$$\begin{aligned} \|\sqrt{n}\partial \bar{g}_n(\zeta_n^*)/\partial \zeta'(\zeta^0 - \hat{\zeta}_n)\|_{\Omega_n} &= \|\partial \bar{g}_n(\zeta_n^*)/\partial \zeta' \Lambda_n \sqrt{n}\Lambda_n^{-1}(\zeta^0 - \hat{\zeta}_n)\|_{\Omega_n} \\ &= \|M\sqrt{n}\Lambda_n^{-1}(\hat{\zeta}_n - \zeta^0) + o_p\left(\sqrt{n}\Lambda_n^{-1}(\hat{\zeta}_n - \zeta^0)\right)\|_{\Omega_n} \\ &\geq C\|\sqrt{n}\Lambda_n^{-1}(\hat{\zeta}_n - \zeta^0)\{1 + o_p(1)\}\| \end{aligned}$$

for some constant $C > 0$, where the last inequality follows from the fact that M is full column rank and the fact that $\lambda_{\min}(\Omega_n) > 0$ (with probability converging to unity). Applying the above inequality into the first inequality, and using the fact that $J_n(\zeta^0, \zeta^0) = O_p(1)$, we obtain

$$O_p(1) \geq C\|\sqrt{n}\Lambda_n^{-1}(\hat{\zeta}_n - \zeta^0)\{1 + o_p(1)\}\|.$$

\square

A.2 Proofs of Main Results

Proof of Proposition 1. First, note that

$$\sqrt{n} \left[\bar{g}_n \left(\hat{\theta}_n^\delta \right) - \bar{g}_n \left(\hat{\theta}_n \right) \right] = \sqrt{n} \frac{\partial \bar{g}_n}{\partial \eta_1} \left(\eta_{1n}^*, \hat{\eta}_{2n}, \hat{\eta}_{3n}, \hat{\theta}_{2n} \right) \delta_n,$$

where η_{1n}^* denotes a component-by-component intermediate value between the first coefficients of $\hat{\theta}_n$ and $\hat{\theta}_n^\delta$. Recall $\delta_n \rightarrow 0$ as $n \rightarrow \infty$. Thus, we only have to prove that

$$\sqrt{n} \frac{\partial \bar{g}_n}{\partial \eta_1} \left(\eta_{1n}^*, \hat{\eta}_{2n}, \hat{\eta}_{3n}, \hat{\theta}_{2n} \right) = O_p(1).$$

For this purpose, we write the Taylor expansion

$$\sqrt{n} \frac{\partial \bar{g}_n}{\partial \eta_1} \left(\eta_{1n}^*, \hat{\eta}_{2n}, \hat{\eta}_{3n}, \hat{\theta}_{2n} \right) = \sqrt{n} \frac{\partial \bar{g}_n}{\partial \eta_1} \left(\eta_{1n}^*, \hat{\eta}_{2n}, \hat{\eta}_{3n}, \theta_2^0 \right) + \frac{\partial^2 \bar{g}_n}{\partial \eta_1 \partial \theta_2'} \left(\eta_{1n}^*, \hat{\eta}_{2n}, \hat{\eta}_{3n}, \theta_{2n}^* \right) \sqrt{n} \left(\hat{\theta}_{2n} - \theta_2^0 \right), \quad (\text{A.1})$$

for some intermediate value θ_{2n}^* . By construction, the separation of estimators of θ_1 (or η_1) and θ_2 (see Remark 3 in Section 2.2) implies that $\sqrt{n}(\hat{\theta}_{2n} - \theta_2^0) = O_p(1)$. It is also worth noting that application of Lemma A1 of Stock and Wright (2000) would allow us to prove this result in an even more general context.

To see that the second part of the RHS of (A.1) is $O_p(1)$, note the following: (i), $\partial^2 \bar{g}_n / \partial \eta_1 \partial \theta_2'$ is continuous in η and θ_2 ; (ii), $\Upsilon(\theta_2^0) \times \Theta_2$ is compact; (iii), verify that $\|\partial^2 \bar{g}_n / \partial \eta_1 \partial \theta_2'\| \leq 2\|\tilde{a}(y_{2i}, z_i, x_i)z_i'\|$, where $\mathbb{E}[\|\tilde{a}(y_{2i}, z_i, x_i)z_i'\|] < \infty$ by hypothesis. From the i.i.d. nature of the data, the uniform law of large number (ULLN) then implies that the second derivative in question converges uniformly, and together with the fact that $\sqrt{n}(\hat{\theta}_{2n} - \theta_2^0) = O_p(1)$ implies that the second term on the RHS of (A.1) is $O_p(1)$.

Finally, it is straightforward to deduce that

$$\begin{aligned} \sup_{\eta \in \Upsilon(\theta_2^0)} \left\| \sqrt{n} \frac{\partial \bar{g}_n}{\partial \eta_1} (\eta, \theta_2^0) \right\| &\leq \sup_{\eta \in \Upsilon(\theta_2^0)} \left\| \mathbb{E}_n \left\{ \sqrt{n} \frac{\partial \bar{g}_n}{\partial \eta_1} (\eta, \theta_2^0) \right\} \right\| \\ &\quad + \sup_{\eta \in \Upsilon(\theta_2^0)} \left\| \sqrt{n} \frac{\partial \bar{g}_n}{\partial \eta_1} (\eta, \theta_2^0) - \mathbb{E}_n \left\{ \sqrt{n} \frac{\partial \bar{g}_n}{\partial \eta_1} (\eta, \theta_2^0) \right\} \right\|. \end{aligned}$$

The first term is $O(1)$ under the null, while the second term is $O_p(1)$ under **Assumption 4** (or **Assumption 1** and Lemma 3). \square

Proof of Theorem 1. The result follows direction from **Proposition 1**. To see this, note that, by definition,

$$J_n \left(\hat{\theta}_n, \hat{\theta}_n \right) \leq J_n \left[\left(\eta_1^0, \tilde{\eta}_{2n}, \tilde{\eta}_{3n}, \tilde{\theta}_{2n} \right), \theta^0 \right], \quad (\text{A.2})$$

where $(\tilde{\eta}_{2n}, \tilde{\eta}_{3n}, \tilde{\theta}_{2n})$ denotes the infeasible CUGMM estimator of $(\eta_2, \eta_3, \theta_2)$ that would result if we knew η_1^0 ; i.e.,

$$\left(\tilde{\eta}_{2n}, \tilde{\eta}_{3n}, \tilde{\theta}_{2n} \right) = \underset{(\eta_2, \eta_3, \theta_2)}{\operatorname{argmin}} J_n \left[\left(\eta_1^0, \eta_2, \eta_3, \theta_2 \right), \left(\eta_1^0, \eta_2, \eta_3, \theta_2 \right) \right].$$

However, under **Assumptions 1-3**, the standard theory of the J-test for over-identification test for estimation of $(\eta_2, \eta_3, \theta_2)$ yields

$$J_n \left[\left(\eta_1^0, \tilde{\eta}_{2n}, \tilde{\eta}_{3n}, \tilde{\theta}_{2n} \right), \theta^0 \right] \xrightarrow{d} \chi^2(H + 1 - p),$$

where \xrightarrow{d} denotes convergence in distribution. Hence, the result in Proposition 1 implies that J_n^δ is asymptotically bounded above by a $\chi^2(H+1-p)$ random variable, which yields the necessary size control for the test W_n^δ . \square

Proof of Proposition 2. We work in the rotated parameter space, collected as $\zeta := (\eta', \theta_2')'$, but note that the result can be moved to the original parameters through the parameterization $\theta = R\zeta$, and the fact that R can be consistently estimated.

Firstly, we demonstrate that there exist a deterministic diagonal matrix $\tilde{\Lambda}_n$, a vector function $\gamma(\zeta)$, continuous in ζ , and a vector function $q_2(\eta_2, \eta_3)$, continuous in (η_2, η_3) , such that under our drifting DGP,

$$\mathbb{E}_n[\bar{g}_n(\zeta)] = \frac{\tilde{\Lambda}_n}{\sqrt{n}}\gamma(\zeta) + q_2(\eta_2, \eta_3),$$

and

$$\gamma(\zeta) = 0 \text{ and } q_2(\eta_2, \eta_3) = 0 \iff \zeta = 0,$$

where $\tilde{\Lambda}_n$ has minimal and maximal eigenvalues, denoted by $\lambda_{\min}[\tilde{\Lambda}_n]$ and $\lambda_{\max}[\tilde{\Lambda}_n]$, respectively, that satisfy:

$$\lim_{n \rightarrow \infty} \lambda_{\min}[\tilde{\Lambda}_n] = \infty \text{ and } \lim_{n \rightarrow \infty} \lambda_{\max}[\tilde{\Lambda}_n]/\sqrt{n} < \infty.$$

After this, we can apply a similar strategy to Theorem 2.1 of Antoine and Renault (2012) to establish estimation consistency for the parameters $\zeta^0 := (\eta^{0'}, \theta_2^{0'})'$.

To simplify the calculations, we establish this result in the case where $x_i = 1$, for all i , and scalar z_i , which yields the moment functions: $g_i(\theta) = (g_{1i}(\eta, \theta_2)', g_{2i}(\theta)')'$, where

$$g_{1i}(\eta, \theta_2) = a_i(y_{1i} - \Phi[-\eta_1 z_i \xi + \eta_2 y_{2i} + \eta_3]), \quad g_{2i}(\theta) = \begin{pmatrix} y_{2i} - \pi - \xi z_i \\ z_i(y_{2i} - \pi - \xi z_i) \end{pmatrix}.$$

From the identification condition in **Assumption 2**, $\theta_2^0 = (\pi^0, \xi^0)'$ can be directly identified from $\mathbb{E}_n[g_{2i}(\theta)] = 0$, which would yield least square estimators

$$\hat{\theta}_2 := \begin{pmatrix} \hat{\pi}_n \\ \hat{\xi}_n \end{pmatrix} = \begin{pmatrix} \bar{y}_{2n} - \hat{\xi}_n \bar{z}_n \\ \sum_{i=1}^n (z_i - \bar{z}_n)(y_{2i} - \bar{y}_{2n}) / \sum_{i=1}^n (z_i - \bar{z}_n)^2 \end{pmatrix},$$

for $\bar{z}_n = \sum_{i=1}^n z_i/n$ and $\bar{y}_{2n} = \sum_{i=1}^n y_{2i}/n$, which are clearly \sqrt{n} -consistent and asymptotically normal under **Assumptions 1 and 2**.

Now, define the stochastic process $\nu_n(\eta, \theta_2) = (\nu_{1n}(\eta, \theta_2)', \nu_{2n}(\theta_2)')'$ to be conformable to $g_i(\eta, \theta_2) = (g_{1i}(\eta, \theta_2)', g_{2i}(\theta_2)')'$, where by abuse of notation, we write $g_{2i}(\theta)$ as $g_{2i}(\theta_2)$. From the \sqrt{n} -consistency of $(\hat{\pi}_n, \hat{\xi}_n)'$ and stochastic equicontinuity of $\nu_{1n}(\eta, \theta_2)$, we can restrict our analysis on the uniform behavior of $\nu_{1n}(\eta, \theta_2)$ to the set $\Upsilon_n := \{(\eta, \theta_2) : \eta \in \Upsilon(\theta_2), \theta_2 \in \Theta_{2,n}\}$, for $\Upsilon(\theta_2)$ as defined above equation (21), and where for some $\delta > 0$ and $\delta = o(1)$,

$$\Theta_{2,n} := \{\theta_{2n} : \|\theta_{2n} - \theta_2^0\| \leq \delta/\sqrt{n}\}.$$

In the remainder, we take θ_{2n} to be an arbitrary sequence in $\Theta_{2,n}$.

For θ_{2n} as above, recall that, using the decomposition in equation (18), for some $\bar{\eta}_1$ such that $\eta_1^0 \leq \bar{\eta}_1 \leq \eta_1$,

$$\begin{aligned} m_{1n}(\eta, \theta_{2n}) &= m_{1n}(\eta, \theta_0^2) + m_{1n}(\eta, \theta_{2n}) - m_{1n}(\eta, \theta_0^2) \\ &= q_{11,n}(\eta)/\varsigma_n + q_{12,n}(\eta_2, \eta_3) + o_p(n^{-1/2}) \\ &= (\eta_1 - \eta_1^0)\mathbb{E}_n \left[\frac{1}{n} \sum_{i=1}^n \tilde{a}_i \phi_i(\bar{\eta}_1, \eta_2, \eta_3; \theta_2^0) z_i \xi^0 \right] + q_{12,n}(\eta_2, \eta_3) + o_p(n^{-1/2}). \end{aligned} \quad (\text{A.3})$$

Moreover, by **Assumption 5**, uniformly over $\bar{\eta} = (\bar{\eta}_1, \eta_2', \eta_3')' \in \Upsilon(\theta_2^0)$,

$$\left\| \mathbb{E}_n \left[\frac{1}{n} \sum_{i=1}^n \tilde{a}_i \phi_i(\bar{\eta}, \theta_2^0) z_i \xi^0 \right] \varsigma_n - V^0(\bar{\eta}) \right\| = o(1)$$

so that

$$m_{1n}(\eta, \theta_{2n}) = \varsigma_n^{-1}(\eta_1 - \eta_1^0)V^0(\bar{\eta}) + q_{12,n}(\eta_2, \eta_3) + o_p(n^{-1/2}). \quad (\text{A.4})$$

Now, decompose $\sqrt{n}\bar{g}_{1n}(\eta, \theta_{2n})$ as

$$\sqrt{n}\bar{g}_{1n}(\eta, \theta_{2n}) = \sqrt{n} \{ \bar{g}_{1n}(\eta, \theta_{2n}) - m_{1n}(\eta, \theta_{2n}) \} + \sqrt{n}m_{1n}(\eta, \theta_{2n}),$$

and apply equation (A.4) to obtain

$$\begin{aligned} \sqrt{n}\bar{g}_{1n}(\eta, \theta_{2n}) &= \nu_{1n}(\eta, \theta_2^0) + \sqrt{n}m_{1n}(\eta, \theta_2^0) + o_p(1) \\ &= \nu_{1n}(\eta, \theta_2^0) + \frac{\sqrt{n}}{\varsigma_n} V^0(\bar{\eta})(\eta_1 - \eta_1^0)\{1 + o_p(1)\} + \sqrt{n}q_{12,n}(\eta_2, \eta_3). \end{aligned}$$

Recall that by Lemma 2, $\nu_n(\eta, \theta_2^0) \Rightarrow \nu(\eta, \theta_2^0)$, and hence is $O_p(1)$ uniformly for $\eta \in \Upsilon(\theta_2^0)$.

Define $\bar{\lambda}_n := \sqrt{n}/\varsigma_n$, which satisfies $\bar{\lambda}_n \rightarrow \infty$, as $n \rightarrow \infty$, where $\bar{\lambda}_n = o(\sqrt{n})$ by the definition of ς_n in **Assumption 5**. Now, define the matrix

$$\tilde{\Lambda}_n := \begin{bmatrix} \bar{\lambda}_n \mathbf{I}_{\dim(g_1)} & \mathbf{O} \\ \mathbf{O} & n^{1/2} \mathbf{I}_{\dim(g_2)} \end{bmatrix}$$

and the vectors

$$\gamma(\zeta) = \begin{pmatrix} V^0(\eta)(\eta_1 - \eta_1^0) \\ \mathbb{E}_n [\bar{g}_{2n}(\theta_2)] \end{pmatrix}, \quad q_2(\eta_2, \eta_3) = \begin{pmatrix} q_{12,n}(\eta_2, \eta_3) \\ \mathbf{0} \end{pmatrix}.$$

Then, up to $o_p(1)$ terms,

$$\begin{aligned} \sqrt{n}\bar{g}_n(\eta, \theta_2) &= \sqrt{n} \{ \bar{g}_n(\eta, \theta_2) - \mathbb{E}_n[\bar{g}_n(\eta, \theta_2)] \} + \sqrt{n}\mathbb{E}_n[\bar{g}_n(\eta, \theta_2)] \\ &= \nu_n(\eta, \theta_2) + \tilde{\Lambda}_n \gamma(\zeta) + \sqrt{n}q_2(\eta_2, \eta_3). \end{aligned}$$

The remainder of the result follows a similar strategy to Theorem 2.1 in Antoine and Renault (2012). Let W be a positive-definite $H \times H$ matrix, and define $\|x\|_W^2 := x'Wx$. For $\nu_n(\zeta)$, $\tilde{\Lambda}_n$ and $\gamma(\zeta)$ as above, we can rewrite the CUGMM objective function in the rotated parameter space as

$$J_n[\zeta, \zeta]/n = \left\| \frac{\nu_n(\zeta)}{\sqrt{n}} + \frac{\tilde{\Lambda}_n}{\sqrt{n}} \gamma(\zeta) + q_2(\eta_2, \eta_3) \right\|_{\Omega_n(\zeta)}^2, \quad \text{for } \Omega_n(\zeta) := S_n^{-1}(\zeta).$$

By definition of $\hat{\zeta}_n$, $J_n[\zeta^0, \zeta^0] \geq J_n[\hat{\zeta}_n, \hat{\zeta}_n]$ which implies

$$\left\| \nu_n(\zeta^0)/\sqrt{n} \right\|_{\Omega_n(\zeta^0)}^2 \geq \left\| \nu_n(\hat{\zeta}_n)/\sqrt{n} + \tilde{\Lambda}_n \gamma(\hat{\zeta}_n)/\sqrt{n} + q_2(\hat{\eta}_{2n}, \hat{\eta}_{3n}) \right\|_{\Omega_n(\hat{\zeta}_n)}^2. \quad (\text{A.5})$$

Define $\Omega_n^0 := \Omega_n(\zeta^0)$, $\hat{\Omega}_n := \Omega_n(\hat{\zeta}_n)$, $x_n := \nu_n(\hat{\zeta}_n)$, $y_n := \tilde{\Lambda}_n \gamma(\hat{\zeta}_n) + \sqrt{n} q_2(\hat{\eta}_{2n}, \hat{\eta}_{3n})$ and $d_n := \nu_n(\hat{\zeta}_n)' \hat{\Omega}_n \nu_n(\hat{\zeta}_n) - \nu_n(\zeta^0)' \Omega_n^0 \nu_n(\zeta^0)$. Denote $\lambda_{\min}[A]$ and $\lambda_{\max}[A]$ as the smallest and the largest eigenvalue of a matrix A , respectively. Then, from (A.5), we obtain

$$\begin{aligned} 0 &\geq J_n[\hat{\zeta}_n, \hat{\zeta}_n] - J_n[\zeta^0, \zeta^0] = d_n + \|y_n\|_{\hat{\Omega}_n}^2 + 2(\hat{\Omega}_n x_n)' y_n \\ &\geq d_n + \|y_n\|^2 \lambda_{\min}[\hat{\Omega}_n] - 2\|y_n\| \|\hat{\Omega}_n x_n\|. \end{aligned} \quad (\text{A.6})$$

Defining $z_n := \|y_n\|$, and for $\lambda_{\min}[\hat{\Omega}_n] > 0$, we can re-arrange equation (A.6) as

$$z_n^2 - 2z_n \frac{\|\hat{\Omega}_n x_n\|}{\lambda_{\min}[\hat{\Omega}_n]} + \frac{d_n}{\lambda_{\min}[\hat{\Omega}_n]} \leq 0$$

Solving the above equation for z_n yields:

$$B_n - [B_n^2 - C_n]^{1/2} \leq z_n \leq B_n + [B_n^2 - C_n]^{1/2}, \quad B_n := \frac{\|\hat{\Omega}_n x_n\|}{\lambda_{\min}[\hat{\Omega}_n]}, \quad C_n := \frac{d_n}{\lambda_{\min}[\hat{\Omega}_n]}, \quad (\text{A.7})$$

where by definition of C_n and B_n we know that $B_n^2 - C_n \geq 0$. From (A.7), the result follows if

$$B_n = O_p(1), \text{ and } C_n = O_p(1).$$

Consider first, B_n and note that

$$B_n \leq \|x_n\| \frac{\lambda_{\max}[\hat{\Omega}_n]}{\lambda_{\min}[\hat{\Omega}_n]} \leq \sup_{\zeta \in R^{-1}\Theta} \|\nu_n(\zeta)\| \frac{\sup_{\zeta \in R^{-1}\Theta} \lambda_{\max}[\Omega_n(\zeta)]}{\inf_{\zeta \in R^{-1}\Theta} \lambda_{\min}[\Omega_n(\zeta)]}.$$

By the result of Lemma 2, $\sup_{\zeta \in R^{-1}\Theta} \|\nu_n(\zeta)\| = O_p(1)$. It then follows that $B_n = O_p(1)$ so long as, for all n large enough, with probability approaching one,

$$0 < \inf_{\zeta \in R^{-1}\Theta} \lambda_{\min}[\Omega_n(\zeta)] \leq \sup_{\zeta \in R^{-1}\Theta} \lambda_{\max}[\Omega_n(\zeta)] < \infty,$$

which is guaranteed to be satisfied for n large enough under the assumptions of the result. For C_n , recalling that $d_n = \|\nu_n(\hat{\zeta}_n)\|_{\hat{\Omega}_n}^2 - \|\nu_n(\zeta^0)\|_{\Omega_n^0}^2$, we obtain

$$|C_n| \leq 2 \sup_{\zeta \in R^{-1}\Theta} \|\nu_n(\zeta)\|^2 \frac{\sup_{\zeta \in R^{-1}\Theta} \lambda_{\max}[\Omega_n(\zeta)]}{\inf_{\zeta \in R^{-1}\Theta} \lambda_{\min}[\Omega_n(\zeta)]}.$$

Repeating the same argument for C_n as for B_n yields $C_n = O_p(1)$. Applying $B_n = O_p(1)$, $C_n = O_p(1)$ to equation (A.7), we have

$$z_n = \|y_n\| = \|\tilde{\Lambda}_n \gamma(\hat{\zeta}_n) + \sqrt{n} q_2(\hat{\eta}_{2n}, \hat{\eta}_{3n})\| = O_p(1)$$

It then follows that,

$$\|\gamma(\hat{\zeta}_n) + q_2(\hat{\eta}_{2n}, \hat{\eta}_{3n})\| = O_p(1/\bar{\lambda}_n).$$

Consistency of $\hat{\zeta}_n$ now follows by modifying the standard argument (see, e.g., Newey and McFadden (1994), page 2132). By continuity of $\gamma(\zeta) + q_2(\eta_2, \eta_3)$, for any $\epsilon > 0$, there exists some δ_ϵ such that

$$\Pr \left[\|\hat{\zeta}_n - \zeta^0\| > \epsilon \right] \leq \Pr \left[\left\| \left\{ \gamma(\hat{\zeta}_n) + q_2(\hat{\eta}_{2n}, \hat{\eta}_{3n}) \right\} - \gamma(\zeta^0) - q_2(\eta_2^0, \eta_3^0) \right\| > \delta_\epsilon \right].$$

However, by **Assumption 5**, $V^0(\eta)$ is non-zero uniformly for $\eta \in \Upsilon(\theta_2^0)$, so that under the identification condition in **Assumption 2** and the identification of $q_{12,n}(\eta_2, \eta_3)$ in **Assumption 3**, we can conclude:

$$\|\gamma(\zeta) + q_2(\eta_2, \eta_3)\| \leq \sup_{\eta \in \Upsilon(\theta_2^0)} \|V^0(\eta)\| \|\eta_1 - \eta_1^0\| + \|\mathbb{E}_n[\bar{g}_{2n}(\theta_2)]\| + \|q_{12,n}(\eta_2, \eta_3)\| = 0 \iff \zeta = \zeta^0.$$

Therefore,

$$\Pr \left[\|\hat{\zeta}_n - \zeta^0\| > \epsilon \right] \leq \Pr \left[\delta_\epsilon < \left\| \gamma(\hat{\zeta}_n) + q_2(\hat{\eta}_{2n}, \hat{\eta}_{3n}) \right\| \right] = o(1),$$

where the last equality follows from the fact that $\|\gamma(\hat{\zeta}_n) + q_2(\hat{\eta}_{2n}, \hat{\eta}_{3n})\| = O_p(1/\bar{\lambda}_n)$, and $\bar{\lambda}_n \rightarrow \infty$ as $n \rightarrow \infty$. \square

Proof of Lemma 1. In the rotated parameter space, the moment function is given by

$$g_i(\zeta) = a_i r_{1i}(\zeta) + b_i r_{2i}(\theta_2) = \begin{pmatrix} \tilde{a}_i(y_{2i}, x_i, z_i) r_{1i}(\zeta) \\ \tilde{b}_i(x_i, z_i) r_{2i}(\theta_2) \end{pmatrix} = \begin{pmatrix} g_{1i}(\zeta) \\ g_{2i}(\theta_2) \end{pmatrix}.$$

The $(H \times p)$ -dimensional Jacobian matrix $\partial g_i(\zeta)/\partial \zeta'$ is given by

$$\partial g_i(\zeta)/\partial \zeta' = \begin{pmatrix} \partial g_{1i}(\zeta)/\partial \eta' & \partial g_{1i}(\zeta)/\partial \theta_2' \\ \mathbf{O} & \partial g_{2i}(\theta_2)/\partial \theta_2' \end{pmatrix}.$$

For Λ_n as in the statement of the result,

$$\begin{aligned} \frac{\partial \bar{g}_n(\zeta^0)}{\partial \zeta'} \Lambda_n &= \left\{ \frac{\partial \bar{g}_n(\zeta^0)}{\partial \zeta'} - \mathbb{E}_n \left[\frac{\partial \bar{g}_n(\zeta^0)}{\partial \zeta'} \right] \right\} \Lambda_n + \left\{ \mathbb{E}_n \left[\frac{\partial \bar{g}_n(\zeta^0)}{\partial \zeta'} \right] \right\} \Lambda_n \\ &= O_p(\varsigma_n/\sqrt{n}) + o_p(1) + \left\{ \mathbb{E}_n \left[\frac{\partial \bar{g}_n(\zeta^0)}{\partial \zeta'} \right] \right\} \Lambda_n \\ &= o_p(1) + \left\{ \mathbb{E}_n \left[\frac{\partial \bar{g}_n(\zeta^0)}{\partial \zeta'} \right] \right\} \Lambda_n. \end{aligned} \tag{A.8}$$

The second equality follows from **Assumption 5**, and the uniform convergence of the remaining derivatives, which follows from **Assumptions 1, 2** and a ULLN for iid data. The third equation follows from the fact that $\varsigma_n/\sqrt{n} = o(1)$. For Λ_{1n} denoting the diagonal matrix

$$\Lambda_{1n} := \begin{pmatrix} \varsigma_n & \mathbf{O} \\ \mathbf{O} & \mathbf{I}_{k_x+1} \end{pmatrix}$$

we decompose the $(p \times p)$ -dimensional matrix Λ_n as

$$\Lambda_n = \begin{pmatrix} \Lambda_{1n} & \mathbf{O} \\ \mathbf{O} & \mathbf{I}_{k_x+k_z} \end{pmatrix}.$$

From this definition, the last term in equation (A.8) can be stated as

$$\mathbb{E}_n \left[\frac{\partial \bar{g}_n(\zeta^0)}{\partial \zeta'} \right] \Lambda_n = \mathbb{E}_n \left[\frac{\partial \bar{g}_n(\zeta^0)}{\partial \eta'} : \frac{\partial \bar{g}_n(\zeta^0)}{\partial \theta'_2} \right] \Lambda_n = \mathbb{E}_n \left[\frac{\partial \bar{g}_n(\zeta^0)}{\partial \eta'} \Lambda_{1n} : \frac{\partial \bar{g}_n(\zeta^0)}{\partial \theta'_2} \right]. \quad (\text{A.9})$$

Recalling the functions $q_{11,n}(\eta)$ and $q_{12}(\eta_2, \eta_3)$ underlying **Assumption 3**, the first component in equation (A.9) can be seen to be given by

$$\begin{aligned} \mathbb{E}_n \left[\frac{\partial \bar{g}_n(\zeta^0)}{\partial \eta'} \right] \begin{pmatrix} \zeta_n & \mathbf{O} \\ \mathbf{O} & \mathbf{I}_{k_x+1} \end{pmatrix} &= \begin{pmatrix} \frac{\partial q_{11,n}(\eta^0)}{\partial \eta_1} \zeta_n & \mathbf{O} \\ \mathbf{O} & \frac{\partial q_{12}(\eta_2^0, \eta_3^0)}{\partial (\eta_2, \eta_3)'} \end{pmatrix} = \begin{pmatrix} V^0(\eta^0) & \mathbf{O} \\ \mathbf{O} & \frac{\partial q_{12}(\eta_2^0, \eta_3^0)}{\partial (\eta_2, \eta_3)'} \end{pmatrix} \\ &= M_1(\eta^0). \end{aligned}$$

By **Assumption 3(ii)** the south-east block of $M_1(\eta^0)$ has column rank $1+k_x$, while by **Assumption 5** the north-east block of $M_1(\eta^0)$ is of column rank 1. Therefore, since $M_1(\eta^0)$ is block diagonal, conclude that

$$\lim_{n \rightarrow \infty} \text{column rank} [M_1(\eta^0)] = 2 + k_x.$$

For the second term in (A.9), recalling the Jacobian of $\partial g_i(\zeta)/\partial \zeta'$, we have that

$$\mathbb{E}_n \left[\frac{\partial \bar{g}_n(\zeta^0)}{\partial \theta'_2} \right] = \mathbb{E}_n \left[\begin{pmatrix} \partial \bar{g}_{1n}(\eta^0, \theta_2^0)/\partial \theta'_2 \\ \partial \bar{g}_{2n}(\theta_2^0)/\partial \theta'_2 \end{pmatrix} \right] = \begin{pmatrix} \mathbb{E}_n [(\mathbf{O} : \tilde{a}(y_{2i}, x_i, z_i) \phi_i(\eta^0, \theta_2^0) \eta_1^0 z'_i)] \\ \mathbb{E}_n [\tilde{b}(x_i, z_i) (x'_i : z'_i)] \end{pmatrix}$$

By **Assumption 5**, the matrix $\mathbb{E}_n [\tilde{b}(x_i, z_i) (x'_i : z'_i)]$ has column rank $(k_x + k_z)$.

Combing the two Jacobian terms, the $H \times p$ dimensional Jacobian matrix in equation (A.9) can be seen as

$$\mathbb{E}_n \left[\frac{\partial \bar{g}_n(\zeta^0)}{\partial \zeta'} \right] \Lambda_n = \begin{pmatrix} M_1(\eta^0) & \mathbb{E}_n [(\mathbf{O} : \tilde{a}(y_{2i}, x_i, z_i) \phi_i(\eta^0, \theta_2^0) \eta_1^0 z'_i)] \\ \mathbf{O} & \mathbb{E}_n [\tilde{b}(x_i, z_i) (x'_i : z'_i)] \end{pmatrix}.$$

The matrix

$$M = \text{plim}_{n \rightarrow \infty} \left\{ \frac{\partial \bar{g}_n(\zeta^0)}{\partial \zeta'} \Lambda_n \right\},$$

then exists and satisfies

$$\begin{aligned} \text{column rank}[M] &= \lim_{n \rightarrow \infty} \text{column rank} [M_1(\eta^0)] + \lim_{n \rightarrow \infty} \text{column rank} \left\{ \mathbb{E}_n [\tilde{b}(x_i, z_i) (x'_i : z'_i)] \right\} \\ &= (2 + k_x) + (k_x + k_z) = p. \end{aligned}$$

□

Proof of Theorem 2. From the first order condition of the CUGMM objective function, $\hat{\zeta}_n$ satisfies

$$n \frac{\partial \bar{g}_n(\hat{\zeta}_n)'}{\partial \zeta} S_n(\hat{\zeta}_n)^{-1} \bar{g}_n(\hat{\zeta}_n) - W \cdot n \frac{\partial \bar{g}_n(\hat{\zeta}_n)'}{\partial \zeta} S_n(\hat{\zeta}_n)^{-1} \bar{g}_n(\hat{\zeta}_n) = 0 \quad (\text{A.10})$$

for W defined as

$$W \cdot \sqrt{n} \frac{\partial \bar{g}_n(\hat{\zeta}_n)'}{\partial \zeta} = \text{Cov} \left(\frac{\partial \bar{g}_n(\hat{\zeta}_n)'}{\partial \zeta}, \bar{g}_n(\hat{\zeta}_n) \right) \left(\mathbf{I}_H \otimes \left[S_n(\hat{\zeta}_n)^{-1} \sqrt{n} \bar{g}_n(\hat{\zeta}_n) \right] \right), \quad (\text{A.11})$$

and where $\text{Cov}(\cdot)$

$$\text{Cov} \left(\frac{\partial \bar{g}_n(\hat{\zeta}_n)'}{\partial \zeta}, \bar{g}_n(\hat{\zeta}_n) \right) := \left[\text{Cov} \left(\frac{\partial \bar{g}_{1n}(\hat{\zeta}_n)}{\partial \zeta}, \bar{g}_n(\hat{\zeta}_n) \right), \dots, \text{Cov} \left(\frac{\partial \bar{g}_{H,n}(\hat{\zeta}_n)}{\partial \zeta}, \bar{g}_n(\hat{\zeta}_n) \right) \right]. \quad (\text{A.12})$$

Substituting (A.11) into (A.10), and multiplying both sides of the equation (A.10) by $n^{-1/2}$, we obtain

$$\begin{aligned} & \sqrt{n} \frac{\partial \bar{g}_n(\hat{\zeta}_n)'}{\partial \zeta} S_n(\hat{\zeta}_n)^{-1} \bar{g}_n(\hat{\zeta}_n) - \text{Cov} \left(\frac{\partial \bar{g}_n(\hat{\zeta}_n)'}{\partial \zeta}, \bar{g}_n(\hat{\zeta}_n) \right) \\ & \times \left(\mathbf{I}_H \otimes \left[S_n(\hat{\zeta}_n)^{-1} \sqrt{n} \bar{g}_n(\hat{\zeta}_n) \right] \right) S_n(\hat{\zeta}_n)^{-1} \bar{g}_n(\hat{\zeta}_n) = 0. \end{aligned} \quad (\text{A.13})$$

Apply the mean value theorem to $\bar{g}_n(\hat{\zeta}_n)$,

$$\begin{aligned} \bar{g}_n(\hat{\zeta}_n) &= \bar{g}_n(\zeta^0) + \frac{\partial \bar{g}_n(\zeta_n^*)}{\partial \zeta'} (\hat{\zeta}_n - \zeta^0) \\ &= \bar{g}_n(\zeta^0) + n^{-1/2} \frac{\partial \bar{g}_n(\zeta_n^*)}{\partial \zeta'} \Lambda_n n^{1/2} \Lambda_n^{-1} (\hat{\zeta}_n - \zeta^0). \end{aligned}$$

By Proposition 2, $\hat{\zeta}_n$ is consistent and by Lemma 5, $\sqrt{n} \Lambda_n^{-1} (\hat{\zeta}_n - \zeta^0) = O_p(1)$. Then Lemma 4 and **Assumption 5** yield

$$n^{-1/2} \frac{\partial \bar{g}_n(\zeta_n^*)}{\partial \zeta'} \Lambda_n n^{1/2} \Lambda_n^{-1} (\hat{\zeta}_n - \zeta^0) = n^{-1/2} M O_p(1) + o_p(n^{-1/2}) = O_p(n^{-1/2}),$$

so that we can conclude

$$\bar{g}_n(\hat{\zeta}_n) = \bar{g}_n(\zeta^0) + O_p(n^{-1/2}). \quad (\text{A.14})$$

From (A.14), the convergence rate of $\bar{g}_n(\hat{\zeta}_n)$ is determined by $\bar{g}_n(\zeta^0)$, and by Lemma 2, and the fact $\mathbb{E}_n[g_i(\zeta^0)] = 0$ (under **Assumption 2**),

$$\sqrt{n} \bar{g}_n(\zeta^0) \Rightarrow \nu(\zeta^0),$$

where $\nu(\zeta^0)$ is a Gaussian process with mean-zero and variance matrix $S(\zeta^0)$. Therefore, $\bar{g}_n(\zeta^0) = O_p(n^{-1/2})$ and together with (A.14), we have that $\bar{g}_n(\hat{\zeta}_n) = O_p(n^{-1/2})$. Given Lemmas 2 and 3, and the fact that $\sup_{\zeta \in R^{-1}\Theta} \|S_n^{-1}(\zeta)\| < \infty$, the above result then yields:

$$\text{Cov} \left(\frac{\partial \bar{g}_n(\hat{\zeta}_n)'}{\partial \zeta}, \bar{g}_n(\hat{\zeta}_n) \right) = O_p(1), \quad \text{and} \quad \mathbf{I}_H \otimes \left[S_n(\hat{\zeta}_n)^{-1} \sqrt{n} \bar{g}_n(\hat{\zeta}_n) \right] = O_p(1). \quad (\text{A.15})$$

From $\bar{g}_n(\zeta^0) = O_p(n^{-1/2})$ and the results in (A.15), the second term on the left hand side of (A.13) is $O_p(n^{-1/2})$. Then, (A.13) becomes

$$\sqrt{n} \frac{\partial \bar{g}_n(\hat{\zeta}_n)'}{\partial \zeta} S_n(\hat{\zeta}_n)^{-1} \bar{g}_n(\hat{\zeta}_n) = O_p(n^{-1/2}). \quad (\text{A.16})$$

Plugging (A.14) into (A.16) and multiplying both sides by Λ_n' , we obtain

$$O_p(n^{-1/2}) \Lambda_n' = \sqrt{n} \Lambda_n' \frac{\partial \bar{g}_n(\hat{\zeta}_n)'}{\partial \zeta} S_n(\hat{\zeta}_n)^{-1} \bar{g}_n(\zeta^0) + \sqrt{n} \Lambda_n' \frac{\partial \bar{g}_n(\hat{\zeta}_n)'}{\partial \zeta} S_n(\hat{\zeta}_n)^{-1} \frac{\partial \bar{g}_n(\zeta_n^*)}{\partial \zeta'} \Lambda_n \Lambda_n^{-1} (\hat{\zeta}_n - \zeta^0). \quad (\text{A.17})$$

In addition, from the uniform convergence of $S_n(\zeta)$ to $S(\zeta)$ over $\zeta \in R^{-1}\Theta$, which follows from compactness of $R^{-1}\Theta$, continuity of $g_i(\zeta)$, **Assumption 1**, and the consistency of $\hat{\zeta}_n$,

$$\begin{aligned} \|S_n(\hat{\zeta}_n) - S(\zeta^0)\| &= \|S_n(\hat{\zeta}_n) - S(\hat{\zeta}_n) + S(\hat{\zeta}_n) - S(\zeta^0)\| \\ &\leq \|S_n(\hat{\zeta}_n) - S(\hat{\zeta}_n)\| + \|S(\hat{\zeta}_n) - S(\zeta^0)\| \\ &\leq \sup_{\zeta \in R^{-1}\Theta} \|S_n(\zeta) - S(\zeta)\| + \|S(\hat{\zeta}_n) - S(\zeta^0)\| \\ &= o_p(1). \end{aligned} \quad (\text{A.18})$$

Moreover, by the consistency of $\hat{\zeta}_n$, Lemma 4 and equation (A.18) imply that

$$\frac{\partial \bar{g}_n(\hat{\zeta}_n)}{\partial \zeta'} \Lambda_n \xrightarrow{p} M, \quad \Lambda_n' \frac{\partial \bar{g}_n(\hat{\zeta}_n)'}{\partial \zeta} S_n(\hat{\zeta}_n)^{-1} \frac{\partial \bar{g}_n(\zeta_n^*)}{\partial \zeta'} \Lambda_n \xrightarrow{p} M' S^{-1} M.$$

Because the $H \times p$ matrix M is full column rank under **Assumption 5(i)**, then the non-singularity of S and the rank condition of M imply that $\Lambda_n' \frac{\partial \bar{g}_n(\hat{\zeta}_n)'}{\partial \zeta} S_n(\hat{\zeta}_n)^{-1} \frac{\partial \bar{g}_n(\zeta_n^*)}{\partial \zeta'} \Lambda_n$ is invertible for large enough n . Hence, from (A.17) and $\Lambda_n' O_p(n^{-1/2}) = O_p(\|\Lambda_n/\sqrt{n}\|) = o_p(1)$, we obtain

$$\begin{aligned} &\sqrt{n} \Lambda_n^{-1} (\hat{\zeta}_n - \zeta^0) \\ &= - \left[\Lambda_n' \frac{\partial \bar{g}_n(\hat{\zeta}_n)'}{\partial \zeta} S_n(\hat{\zeta}_n)^{-1} \frac{\partial \bar{g}_n(\zeta_n^*)}{\partial \zeta'} \Lambda_n \right]^{-1} \Lambda_n' \frac{\partial \bar{g}_n(\hat{\zeta}_n)'}{\partial \zeta} S_n(\hat{\zeta}_n)^{-1} \sqrt{n} \bar{g}_n(\zeta^0) + o_p(1). \end{aligned} \quad (\text{A.19})$$

Therefore, based on (A.18), (A.19) and the asymptotic normality of $\sqrt{n} \bar{g}_n(\zeta^0)$ from Lemma 2, the desired results follow. \square

Proof of Theorem 3. First, we recall the parameter rotation $\zeta = (\eta', \theta_2')'$, where $\zeta := R^{-1}\theta$. For $\hat{\zeta}_n = R^{-1}\hat{\theta}_n$, the perturbed parameter values are defined by

$$\begin{aligned} \hat{\zeta}_n^\delta &:= \begin{pmatrix} \hat{\eta}_{1n} \\ \hat{\eta}_{2n} \\ \vdots \\ \hat{\theta}_{2n} \end{pmatrix} + \begin{pmatrix} \delta_n \\ 0 \\ \vdots \\ 0 \end{pmatrix} = R^{-1} \hat{\theta}_n + \begin{pmatrix} \delta_n \\ 0 \\ \vdots \\ 0 \end{pmatrix}, \\ \hat{\theta}_n^\delta &:= R \hat{\zeta}_n^\delta. \end{aligned} \quad (\text{A.20})$$

A mean value expansion of $\bar{g}_n(\hat{\theta}_n^\delta)$ yields, for $A_n := R\Lambda_n$,

$$\begin{aligned}\sqrt{n}\bar{g}_n(\hat{\theta}_n^\delta) &= \sqrt{n}\bar{g}_n(\theta^0) + \frac{1}{\sqrt{n}} \sum_{i=1}^n \frac{\partial g_i(\theta_n^*)}{\partial \theta'} (\hat{\theta}_n^\delta - \theta^0) \\ &= \sqrt{n}\bar{g}_n(\theta^0) + \frac{\partial \bar{g}_n(\theta_n^*)}{\partial \theta'} A_n \sqrt{n} A_n^{-1} (\hat{\theta}_n - \theta^0) + \sqrt{n} \frac{\partial \bar{g}_n(\theta_n^*)}{\partial \theta'} R \begin{pmatrix} \delta_n \\ \mathbf{0}_{p-1} \end{pmatrix}\end{aligned}\quad (\text{A.21})$$

where θ_n^* is component-by-component between $\hat{\theta}_n$ and θ^0 . We now analyze each of the terms in (A.21).

For the first term in (A.21), by Lemma 2, $\sqrt{n}\bar{g}_n(\theta^0) = O_p(1)$. For the second term, first note that, under the alternative hypothesis, $\|\hat{\theta}_n - \theta^0\| = o_p(1)$ (by **Proposition 2**), which further implies $\|\zeta_n^* - \zeta^0\| = o_p(1)$ for $\zeta_n^* = R^{-1}\theta_n^*$. Then, it follows that

$$\begin{aligned}\frac{\partial \bar{g}_n(\theta_n^*)}{\partial \theta'} A_n \sqrt{n} A_n^{-1} (\hat{\theta}_n - \theta^0) &= \frac{\partial \bar{g}_n(\zeta_n^*)}{\partial \zeta} \Lambda_n \sqrt{n} \Lambda_n^{-1} (\hat{\zeta}_n - \zeta^0) \\ &= M \cdot O_p(1) \\ &= O_p(1),\end{aligned}$$

where the second equality follows from Lemma 4, and the third from the fact that $\|M\| < \infty$. Therefore, the second term in (A.21) is $O_p(1)$.

Focusing on the last term in (A.21), we have

$$\begin{aligned}\sqrt{n} \frac{\partial \bar{g}_n(\theta_n^*)}{\partial \theta'} R \begin{pmatrix} \delta_n \\ \mathbf{0}_{p-1} \end{pmatrix} &= \frac{\partial \bar{g}_n(\zeta_n^*)}{\partial \zeta'} \Lambda_n \sqrt{n} \Lambda_n^{-1} \begin{pmatrix} \delta_n \\ \mathbf{0}_{p-1} \end{pmatrix} \\ &= M \begin{pmatrix} \delta_n \{\sqrt{n}/\varsigma_n\} \\ \mathbf{0}_{p-1} \end{pmatrix} + o_p(1), \\ &= \begin{pmatrix} V^0(\eta^0) \delta_n \{\sqrt{n}/\varsigma_n\} \\ \mathbf{0}_{p-1} \end{pmatrix} + o_p(1),\end{aligned}\quad (\text{A.22})$$

where the second line follows from Lemma 4 and the last from the fact that M is full rank (Lemma 1). Applying these order results for the three terms in (A.21), we obtain

$$\sqrt{n}\bar{g}_n(\hat{\theta}_n^\delta) = O_p(1) + \begin{pmatrix} V^0(\eta^0) \delta_n \{\sqrt{n}/\varsigma_n\} \\ \mathbf{0}_{p-1} \end{pmatrix} + o_p(1).$$

Since $\|V^0(\eta^0)\| > 0$ by **Assumption 5**, conclude that $\sqrt{n}\bar{g}_n(\hat{\theta}_n^\delta)$ diverges if $\{\sqrt{n}/\varsigma_n\} \delta_n \rightarrow \infty$.

Using the above result, we can now show that J_n^δ diverges under the alternative. From the proof of Lemma 2,

$$n^{1/2} \{\bar{g}_n(\theta) - \mathbb{E}_n[\bar{g}_n(\theta)]\} \Rightarrow \nu(\theta), \quad (\text{A.23})$$

where $\nu(\theta)$ is a Gaussian stochastic process on Θ with mean-zero and bounded covariance kernel $S(\theta, \theta)$. Since $\hat{\theta}_n^\delta \xrightarrow{p} \theta^0$ under **Assumption 5**, the uniform convergence (A.23) indicates that the sample covariance matrix satisfies $S_n(\hat{\theta}_n^\delta) \xrightarrow{p} S(\theta^0)$. Thus, for n large enough, $S_n(\hat{\theta}_n^\delta)$ is positive-definite with bounded maximal eigenvalue. Therefore,

$$J_n^\delta \geq \lambda_{\min} [S_n^{-1}(\hat{\theta}_n^\delta)] \left\| \sqrt{n}\bar{g}_n(\hat{\theta}_n^\delta) \right\|^2, \quad (\text{A.24})$$

where $\lambda_{\min} [S_n^{-1}(\hat{\theta}_n^\delta)] > 0$ for large enough n . Thus, $\{\sqrt{n}/\varsigma_n\} \delta_n \rightarrow \infty$ implies $\lim_{n \rightarrow \infty} J_n^\delta \rightarrow \infty$. \square

A.3 Table and Figures

Table 2: Estimation and Rejection Rates under $\lambda = 0.5$ (Significant Level 5%, $\rho = 0.50$)

		$\sigma_z = 1$ $\sigma_v = 0.2$	$\sigma_z = 1$ $\sigma_v = 10$	$\sigma_z = 1$ $\sigma_v = 1$	$\sigma_z = 0.2$ $\sigma_v = 1$	$\sigma_z = 10$ $\sigma_v = 1$
n=500	bias	0.690	-0.045	-0.050	-0.058	-0.048
	s.d.	4.982	0.627	1.307	1.455	1.501
	rmse	5.027	0.628	1.308	1.456	1.501
	Wald size distortion (2SCML)	-0.003	-0.004	-0.003	-0.004	0.000
	Wald size distortion (CUGMM)	-0.026	-0.036	-0.037	-0.031	-0.031
	SS	0.061	0.056	0.061	0.060	0.063
	SY (5%)	0.007	0.005	0.009	0.008	0.004
	SY (10%)	0.091	0.085	0.090	0.076	0.080
	Robust (5%)	0.000	0.000	0.000	0.000	0.000
	Robust (10%)	0.000	0.000	0.000	0.001	0.000
	DJ	0.018	0.022	0.016	0.010	0.017
n=5000	bias	0.550	-0.128	0.002	-0.076	0.124
	s.d.	4.526	0.301	1.078	1.091	1.260
	rmse	4.557	0.327	1.078	1.093	1.266
	Wald size distortion (2SCML)	-0.005	-0.023	-0.009	-0.016	0.017
	Wald size distortion (CUGMM)	-0.030	-0.047	-0.033	-0.040	-0.023
	SS	0.099	0.069	0.057	0.070	0.085
	SY (5%)	0.015	0.008	0.009	0.010	0.003
	SY (10%)	0.132	0.088	0.095	0.091	0.119
	Robust (5%)	0.000	0.000	0.000	0.000	0.000
	Robust (10%)	0.001	0.002	0.001	0.001	0.000
	DJ	0.013	0.025	0.012	0.013	0.022
n=10000	bias	0.581	-0.103	0.046	-0.002	0.130
	s.d.	4.354	0.266	1.050	0.993	1.191
	rmse	4.391	0.285	1.051	0.992	1.197
	Wald size distortion (2SCML)	0.007	-0.016	0.001	-0.004	0.022
	Wald size distortion (CUGMM)	-0.026	-0.047	-0.030	-0.032	-0.026
	SS	0.130	0.072	0.091	0.088	0.103
	SY (5%)	0.023	0.012	0.016	0.006	0.008
	SY (10%)	0.174	0.098	0.129	0.116	0.151
	Robust (5%)	0.000	0.000	0.000	0.000	0.000
	Robust (10%)	0.001	0.000	0.001	0.000	0.001
	DJ	0.013	0.019	0.019	0.010	0.018

Note: (a) SS rejects the null if $F_n > 10$. SY (5%) and SY (10%) reject the null if the Cragg-Donald statistic is larger than the critical value of a maximal 5% and 10% size distortion of a 5% Wald test, respectively.

(b) For the Robust (5%) and Robust (10%) tests, reject rates are computed based on critical values in Table 1 of Montiel Olea and Pflueger (2013), corresponding to the effective degree of freedom one and tolerance thresholds 5% and 10%, respectively, where the tolerance is the fraction that the Nagar bias relative to the benchmark.

(c) The reject rates of DJ test are computed based on perturbation $\hat{\rho}/\log\{\log(n)\}$ and critical value $\chi^2_{0.95}(2) = 5.99$.

Table 3: Estimation and Rejection Rates under $\lambda = 0.5$ (Significant Level 5%, $\rho = 0.95$)

		$\sigma_z = 1$ $\sigma_v = 0.2$	$\sigma_z = 1$ $\sigma_v = 10$	$\sigma_z = 1$ $\sigma_v = 1$	$\sigma_z = 0.2$ $\sigma_v = 1$	$\sigma_z = 10$ $\sigma_v = 1$
n=500	bias	2.422	-0.023	-0.117	-0.045	0.008
	s.d.	10.316	0.758	2.866	3.145	2.883
	rmse	10.591	0.758	2.867	3.144	2.881
	Wald size distortion (2SCML)	0.168	0.003	0.110	0.128	0.126
	Wald size distortion (CUGMM)	0.110	-0.022	0.073	0.074	0.090
	SS	0.072	0.049	0.053	0.062	0.061
	SY (5%)	0.006	0.004	0.004	0.010	0.007
	SY (10%)	0.105	0.066	0.076	0.088	0.088
	Robust (5%)	0.000	0.000	0.000	0.000	0.000
	Robust (10%)	0.000	0.000	0.000	0.000	0.000
	DJ	0.040	0.044	0.039	0.042	0.047
n=5000	bias	3.480	-0.072	0.304	0.170	0.405
	s.d.	8.506	0.444	2.232	2.119	2.259
	rmse	9.187	0.449	2.251	2.124	2.294
	Wald size distortion (2SCML)	0.236	0.014	0.151	0.121	0.156
	Wald size distortion (CUGMM)	0.158	-0.012	0.091	0.076	0.102
	SS	0.113	0.050	0.076	0.063	0.087
	SY (5%)	0.013	0.005	0.012	0.009	0.007
	SY (10%)	0.158	0.068	0.099	0.085	0.120
	Robust (5%)	0.000	0.000	0.000	0.000	0.000
	Robust (10%)	0.001	0.000	0.000	0.000	0.000
	DJ	0.034	0.017	0.026	0.034	0.031
n=10000	bias	3.329	-0.073	0.533	0.472	0.677
	s.d.	8.826	0.459	2.167	1.915	1.988
	rmse	9.429	0.465	2.230	1.971	2.099
	Wald size distortion (2SCML)	0.271	0.019	0.164	0.140	0.177
	Wald size distortion (CUGMM)	0.171	-0.008	0.112	0.094	0.122
	SS	0.138	0.047	0.079	0.077	0.090
	SY (5%)	0.016	0.004	0.006	0.008	0.008
	SY (10%)	0.185	0.074	0.106	0.102	0.116
	Robust (5%)	0.000	0.000	0.000	0.000	0.000
	Robust (10%)	0.000	0.000	0.000	0.000	0.001
	DJ	0.027	0.013	0.031	0.021	0.031

Note: (a) SS rejects the null if $F_n > 10$. SY (5%) and SY (10%) reject the null if the Cragg-Donald statistic is larger than the critical value of a maximal 5% and 10% size distortion of a 5% Wald test, respectively.

(b) For the Robust (5%) and Robust (10%) tests, reject rates are computed based on critical values in Table 1 of Montiel Olea and Pflueger (2013), corresponding to the effective degree of freedom one and tolerance thresholds 5% and 10%, respectively, where the tolerance is the fraction that the Nagar bias relative to the benchmark.

(c) The reject rates of DJ test are computed based on perturbation $\hat{\rho}/\log\{\log(n)\}$ and critical value $\chi^2_{0.95}(2) = 5.99$.

Table 4: Data Summary of Married Women LFP (Obs. 753)

	Mean	Std. Dev.	Min	Max
LFP	0.57	0.50	0	1
Education	12.29	2.28	5	17
Father educ.	8.81	3.57	0	17
Mother educ.	9.25	3.37	0	17
Experience	10.63	8.07	0	45
Exper. square	178.04	249.63	0	2025
Nonwife income (\$1000)	20.13	11.64	-0.029	96
Age	42.54	8.07	30	60
# Kids < 6 years old	0.24	0.52	0	3
# Kids > 6 years old	1.35	1.32	0	8

Note: Education, father/mother education and experience are measured in years.

Table 5: Tests of Weak Instruments (Significance level 5%)

	SS	SY (5%)	SY (10%)	Robust (5%)	Robust(10%)	DJ (min & max)
Statistic	81.89	81.89	81.89	91.44	91.44	0.14 & 17.44
Critical value	10	19.93	11.59	8.58	6.17	11.98
Reject H_0	Reject	Reject	Reject	Reject	Reject	Reject

Note: (a) SS and SY test statistics 81.89 are Kleibergen-Paap F -stat, which is heteroskedastic-robust. When assuming homoskedastic standard error, the reduced form F -statistic and the Cragg-Donald F -stat is 95.70. SS critical value 10 is the rule-of-thumb. SY (5%) and SY (10%) critical values 19.93 and 11.59 are for i.i.d. errors, the maximal desired size distortions 5% and 10% of a 5% Wald test, respectively.

(b) Robust test statistics and critical values are computed using Stata command "weakivtest" (Pflueger and Wang (2015)) based on heteroskedastic-robust s.e. Robust (5%) and Robust (10%) critical values 8.58 and 6.17 are for 2SLS with 5% and 10% tolerance of the Nagar bias over benchmark, respectively. The estimated effective degrees of freedom with the tolerance {5%,10%} are 1.82 and 1.84.

(c) The perturbation of DJ test is chosen using the approach in Section 3.3. The critical value is $\chi^2_{1-0.05/20}(H - p + 1) = 11.98$.

Table 6: Regression Results of Labor Force Participation (LFP)

Dependent Var.	2SCML Probit			CUGMM		
	1st step	2nd step	margin	reduced form	structural eq.	margin
	(1)	(2)	(3)	(4)	(5)	(6)
	Education	LFP		Education	LFP	
Education		0.1503*** (0.0539)	0.0587*** (0.0211)		0.1500*** (0.0538)	0.0587*** (0.0211)
Experience	0.0930*** (0.0251)	0.1213*** (0.0194)	0.0474*** (0.0076)	0.0929*** (0.0249)	0.1208*** (0.0195)	0.0472*** (0.0076)
Exper. square	-0.0016* (0.0009)	-0.0018*** (0.0006)	-0.0007*** (0.0002)	-0.0016* (0.0009)	-0.0018*** (0.0006)	-0.0007*** (0.0002)
Nonwife income (\$1000)	0.0452*** (0.0071)	-0.0132** (0.0061)	-0.0052** (0.0024)	0.0453*** (0.0070)	-0.0139** (0.0061)	-0.0054** (0.0024)
Age	-0.0217** (0.0109)	-0.0518*** (0.0087)	-0.0202*** (0.0034)	-0.0218** (0.0109)	-0.0514*** (0.0088)	-0.0201*** (0.0034)
# Kids <6 years old	0.2268 (0.1570)	-0.8733*** (0.1176)	-0.3411*** (0.0462)	0.2268 (0.1561)	-0.8727*** (0.1210)	-0.3412*** (0.0476)
# Kids >6 years old	-0.0934* (0.0554)	0.0395 (0.0459)	0.0154 (0.0179)	-0.0933* (0.0551)	0.0396 (0.0475)	0.0155 (0.0186)
Father educ.	0.1552*** (0.0237)			0.1551*** (0.0236)		
Mother educ.	0.1721*** (0.0252)			0.1724*** (0.0250)		
Correlation ρ		-0.0453 (0.1105)			-0.0453 (0.1102)	
J -statistic	—	—	—	—	0.122	
Obs.	753	753	753	753	753	753

Note: (a) Standard errors (s.e.) in parentheses. Significance *** $p < 0.01$, ** $p < 0.05$, * $p < 0.1$. The s.e. in columns (1)-(3) are heteroskedastic-robust. The s.e. in columns (4)-(6) are computed based on Theorem 2. According to Antoine and Renault (2020), when DJ rejects the null, standard inference procedures still work for all practical purpose.

(b) For CUGMM estimation, overidentification degree is one. Hansen's J -statistic 0.122 is less than $\chi^2_{0.95}(1) = 3.84$. Overidentification test fails to reject the null hypothesis that moments are all valid.

(c) Correlation ρ is the correlation of errors (u_i, v_i) in structural equation and reduced form.

(d) Margins in columns (3) and (6) are computed using the sample average of explanatory variables and IVs.

Table 7: Data Summary of US Food Aid and Civil Conflict

(a) Civil Conflict Onset (obs. 1454)

	Mean	Std. Dev.	Min	Max
Onset of intra-state conflict	0.063	0.244	0	1
US wheat aid (1000 metric tons)	21.08	59.42	0	791.60
Lagged US wheat production (1000 metric tons)	59187	8754	36787	75813
Average US food aid probability 1971-2006	0.387	0.328	0	1
Peace duration (years)	11.59	9.48	1	46
Instrument	22936	19924	0	75813

(b) Civil Conflict Offset (obs. 709)

	Mean	Std. Dev.	Min	Max
Offset of intra-state conflict	0.185	0.388	0	1
US wheat aid (1000 metric tons)	56.07	123.58	0	854.7
Lagged US wheat production (1000 metric tons)	60374	8626	36787	75813
Average US food aid probability 1971-2006	0.503	0.313	0	1
Conflict duration (years)	8.70	8.45	1	42
Instrument	30413	19676	0	75813

Note: An observation is a country and year. Instrument is lag of US wheat production times average probability of receiving any US food aid during 1971 to 2006.

Table 8: Tests of Weak Instrument (Significance level 5%)

(a) Civil Conflict Onset

	SS	SY (5%)	SY (10%)	Robust (5%)	Robust (10%)	DJ (min & max)
Statistic	26.07	26.07	26.07	26.39	26.39	0.57 & 7.50
Critical value	10	16.38	8.96	37.42	23.11	11.98
Reject H_0	Reject	Reject	Reject	Not Reject	Reject	Not Reject

(b) Civil Conflict Offset

	SS	SY (5%)	SY (10%)	Robust (5%)	Robust (10%)	DJ (min & max)
Statistic	17.29	17.29	17.29	17.49	17.49	1.50 & 9.46
Critical value	10	16.38	8.96	37.42	23.11	11.98
Reject H_0	Reject	Reject	Reject	Not Reject	Not Reject	Not Reject

Note: (a) For both onset and offset data, SS and SY test statistics are Kleibergen-Paap F -stat (Kleibergen and Paap (2006)) based on clustered s.e. by countries, to be consistent with Nunn and Qian (2014). SS critical value 10 is the rule-of-thumb. SY (5%) and SY (10%) critical values 16.38 and 8.96 are for i.i.d. errors, one endogenous regressor and one IV, desired maximal size distortion 5% and 10% of a 5% Wald test.

(b) Robust test statistics and critical values are computed using Stata command "weakivtest" (Pflueger and Wang (2015)) based on clustered s.e. by countries. For both onset and offset data, Robust (5%) and Robust (10%) critical values 37.42 and 23.11 are for 2SLS with 5% and 10% tolerance of the Nagar bias over benchmark, respectively. The estimated effective degrees of freedom with the tolerance {5%, 10%} are both 1.

(c) For the offset data, the Robust test rejects weak IV when tolerance is larger than 20%.

(d) The perturbation of DJ test is chosen based on the process in Section 3.3. The critical value is $\chi^2_{1-0.05/20}(H - p + 1) = 11.98$.

Table 9: Regression Results of US Food Aid and Civil Conflict

(a) Civil Conflict Onset

Dependent Var.	Nunn & Qian (2014)	2SCML Probit			CU-GMM		
	margin (1)	1st step (2)	2nd step (3)	margin (4)	reduced form (5)	structural eq. (6)	margin (7)
	Onset	Wheat aid	Onset	Onset	Wheat aid	Onset	Onset
Wheat aid	0.000064 (0.00026)		0.0011 (0.0025)	0.000114 (0.00027)		-0.0013 (0.0028)	-0.000123 (0.00028)
Peace dur.	-0.018*** (0.0043)	-1.66 (1.18)	-0.18*** (0.041)	-0.020*** (0.0046)	-1.66 (1.21)	-0.1815*** (0.045)	-0.018*** (0.0055)
Peace dur.^2	0.00087*** (0.00028)	0.053 (0.066)	0.0087*** (0.0026)	0.00093*** (0.00029)	0.053 (0.072)	0.0085*** (0.0031)	0.00082** (0.00032)
Peace dur.^3	-0.00001** (0.00000)	-0.00042 (0.0011)	-0.00012*** (0.00005)	-0.00001** (0.00001)	-0.00042 (0.0012)	-0.00011 (0.00014)	-0.00001* (0.00001)
Instrument		0.0012*** (0.0002)			0.0012*** (0.0002)		
Correlation ρ			-0.0837 (0.1318)			0.3109** (0.1408)	
J -statistic	—	—	—	—	—	0.553	—
Obs.	1454	1454	1454	1454	1454	1454	1454

(b) Civil Conflict Offset

Dependent Var.	Nunn & Qian (2014)	2SCML Probit			CU-GMM		
	margin (1)	1st step (2)	2nd step (3)	margin (4)	reduced form (5)	structural eq. (6)	margin (7)
	Offset	Wheat aid	Offset	Offset	Wheat aid	Offset	Offset
Wheat aid	-0.000428* (0.00025)		-0.0019* (0.0011)	-0.000446* (0.00026)		-0.0013 (0.0021)	-0.000302 (0.00029)
Conflict dur.	-0.0619*** (0.0117)	4.97 (4.65)	-0.2794*** (0.0525)	-0.0653*** (0.0125)	4.97 (4.34)	-0.2998*** (0.0690)	-0.0687*** (0.0132)
Conflict dur.^2	0.0037*** (0.0010)	-0.406 (0.288)	0.0164*** (0.0046)	0.0038*** (0.0011)	-0.406 (0.371)	0.0184** (0.0084)	0.0042*** (0.0011)
Conflict dur.^3	-0.0001*** (0.0000)	0.007 (0.005)	-0.0003*** (0.0001)	-0.0001*** (0.0000)	0.007 (0.009)	-0.0003 (0.0003)	-0.0001*** (0.0000)
Instrument		0.003*** (0.0007)			0.003*** (0.0006)		
Correlation ρ			0.1277 (0.1238)			0.1768 (0.1585)	
J -statistic	—	—	—	—	—	1.500	—
Obs.	709	709	709	709	709	709	709

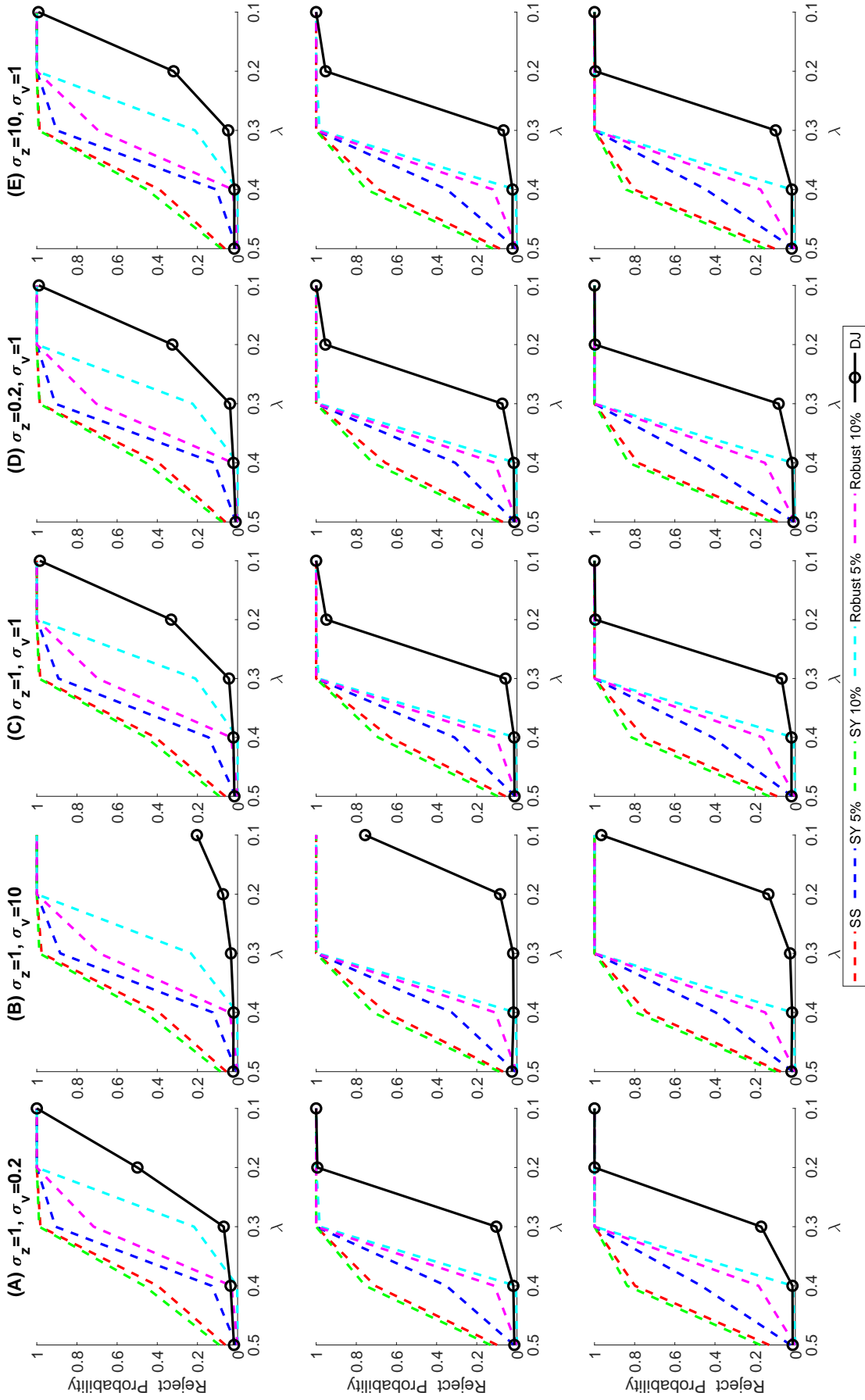
Note: (a) Standard errors (s.e.) in parentheses. Significance *** $p < 0.01$, ** $p < 0.05$, * $p < 0.1$. For both panels (a) (b), the s.e. in column (1) is from Nunn and Qian (2014). The s.e. in columns (2)-(4) are clustered s.e. by countries, based on the 2SCML probit estimation. The s.e. in columns (5)-(7) are calculated by bootstrap with 1000 replications. Since DJ test fails to reject its null, implying standard inference procedures may no longer hold, we should be cautious of drawing any inference conclusions based on those s.e reported in the above tables.

(b) For CU-GMM estimation, overidentification degree is one. Hansen's J -statistics are less than $\chi^2_{0.95}(1) = 3.84$. Overidentification test fails to reject the null hypothesis that moments are all valid in both onset and offset cases.

(c) Correlation ρ is the correlation of errors (u_i, v_i) in structural equation and reduced form.

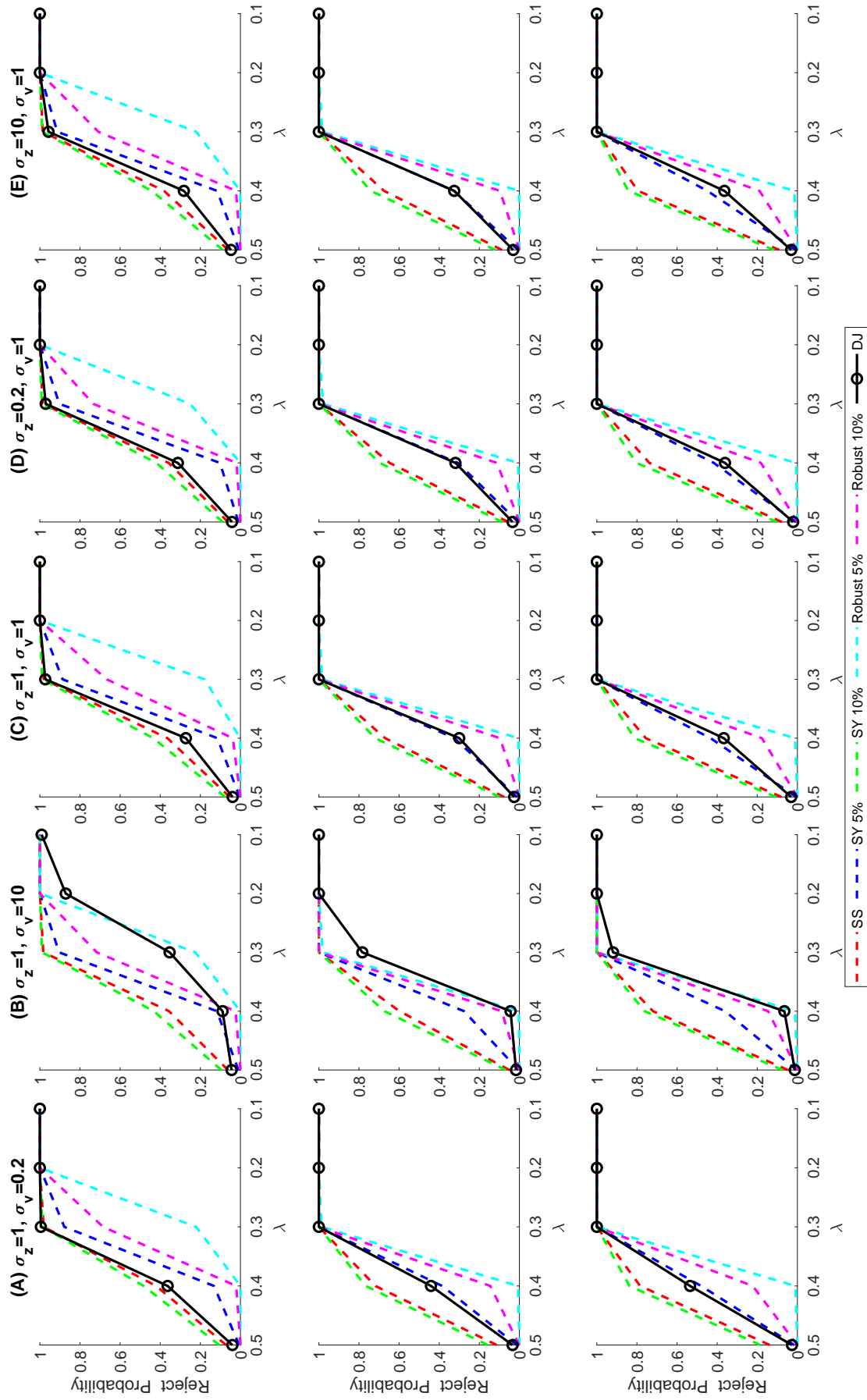
(d) Margins in columns (4) and (7) are computed based on sample average of explanatory variables and IVs.

Figure 1: Rejection Rates under $\lambda < 0.5$ ($\rho = 0.50$)



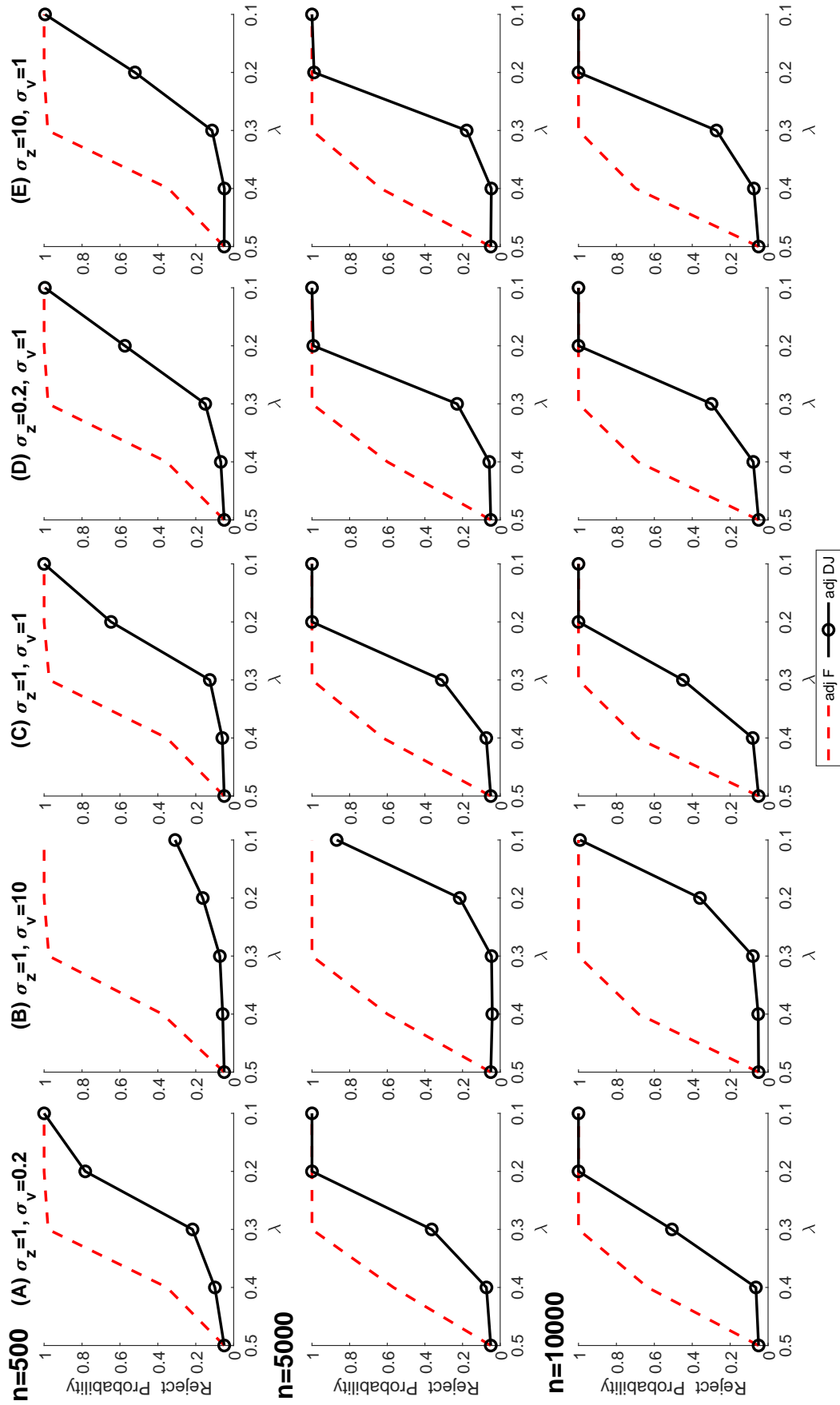
Note: x-axis is IV strength λ . First row $n = 500$, second row $n = 5000$, third row $n = 10000$. The reject rates are computed using critical value $\chi^2_{0.95}(2) = 5.99$.

Figure 2: Rejection Rates under $\lambda < 0.5$ ($\rho = 0.95$)



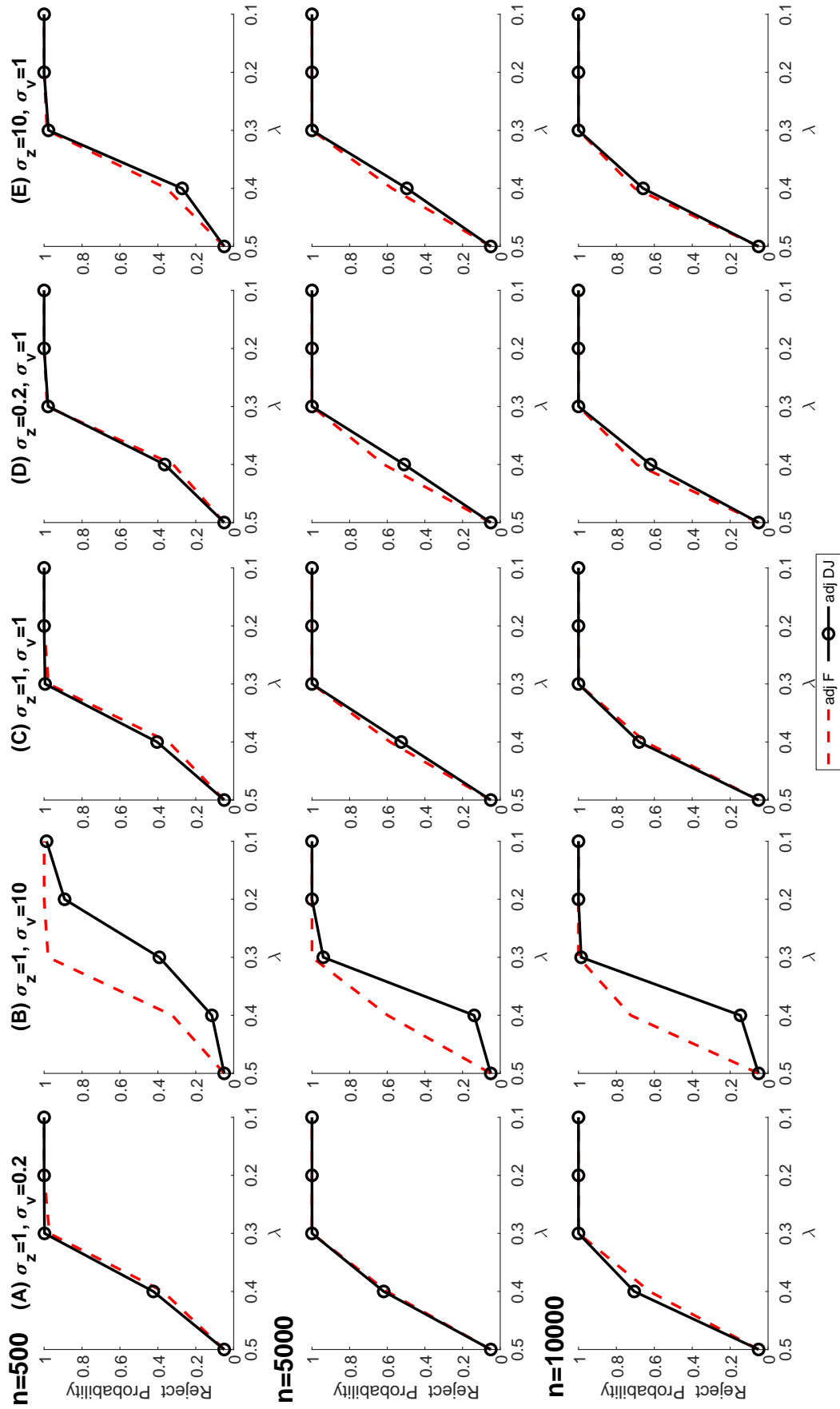
Note: x-axis is IV strength λ . First row $n = 500$, second row $n = 5000$, third row $n = 10000$. The reject rates are computed using critical value $\chi^2_{0.95}(2) = 5.99$.

Figure 3: Size Adjusted Rejection Rates under $\lambda < 0.5$ ($\rho = 0.50$)



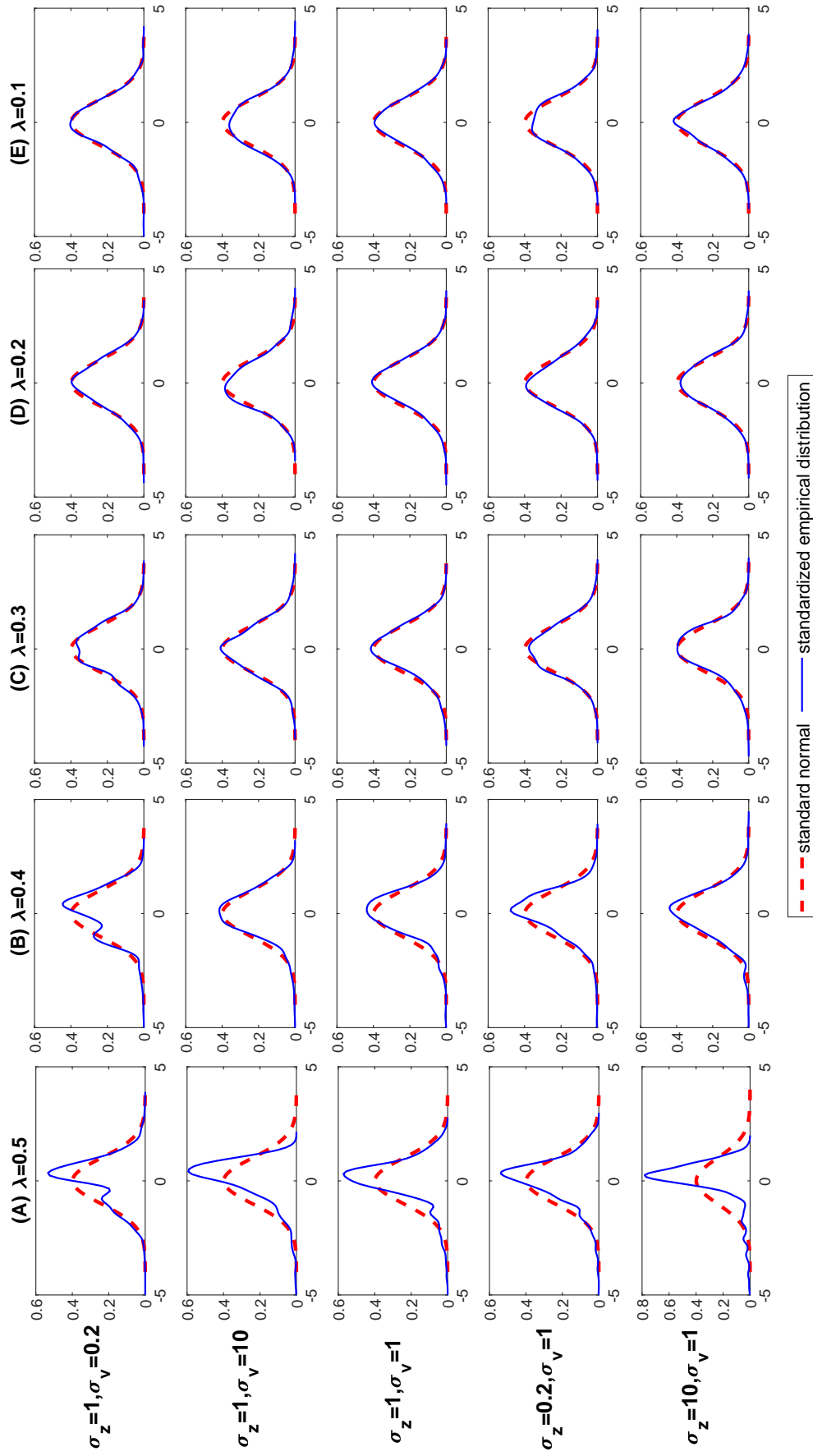
Note: x-axis is IV strength λ . First row $n = 500$, second row $n = 10000$, third row $n = 10000$. The test statistic of SS, SY and Robust under one endogenous regressor, one instrument and homoskedastic errors, are the same, i.e. the reduced form regression F -stat. The size adjusted power curve is therefore the same for SS, SY and Robust.

Figure 4: Size Adjusted Rejection Rates under $\lambda < 0.5$ ($\rho = 0.95$)



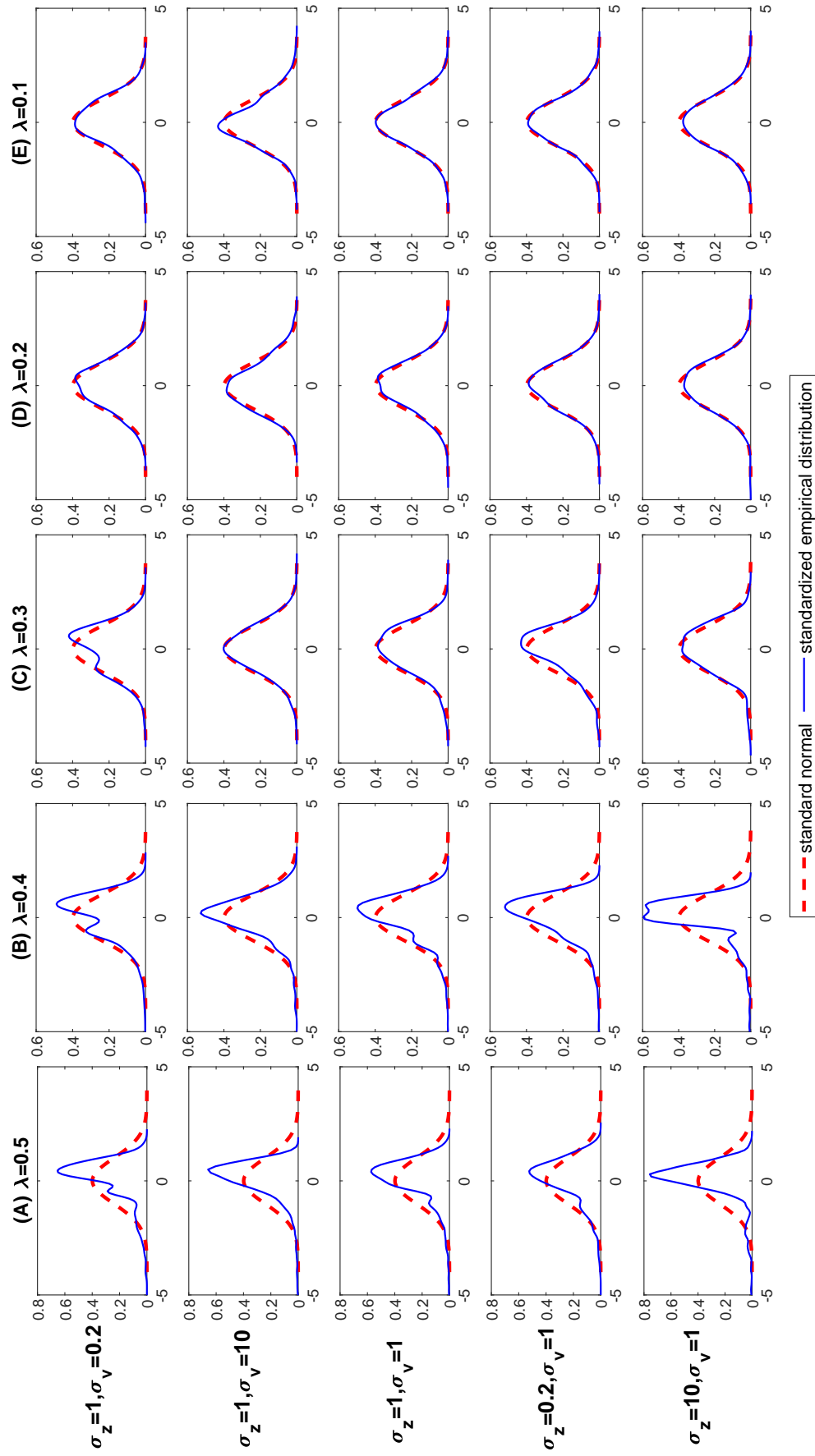
Note: x-axis is IV strength λ . First row $n = 500$, second row $n = 5000$, third row $n = 10000$. The test statistic of SS, SY and Robust under one endogenous regressor, one instrument and homoskedastic errors, are the same, i.e. the reduced form regression F -stat. The size adjusted power curve is therefore the same for SS, SY and Robust.

Figure 5: Kernel Density of Standardized CUE for α ($n = 10000, \rho = 0.50$)



Note: The standardized CUE for α is $(\hat{\alpha} - \bar{\alpha})/s.d(\hat{\alpha})$, where $\bar{\alpha} = 1/N \sum_{l=1}^N \hat{\alpha}_l$, $\hat{\alpha}_l$ stands for the l -th Monte Carlo CUGMM estimates, and $s.d(\hat{\alpha})$ is the standard deviation defined in (29).

Figure 6: Kernel Density of Standardized CUE for α ($n = 10000, \rho = 0.95$)



Note: The standardized CUE for α is $(\hat{\alpha} - \bar{\alpha})/s.d(\hat{\alpha})$, where $\bar{\alpha} = 1/N \sum_{l=1}^N \hat{\alpha}_l$, $\hat{\alpha}_l$ stands for the l -th Monte Carlo CUGMM estimates, and $s.d(\hat{\alpha})$ is the standard deviation defined in (29).