

Design of an acoustic energy distributor using thin resonant slits

LUCAS CHESNEL¹, SERGEI A. NAZAROV²

¹ INRIA/Centre de mathématiques appliquées, École Polytechnique, Institut Polytechnique de Paris, Route de Saclay, 91128 Palaiseau, France;

² Institute of Problems of Mechanical Engineering, Russian Academy of Sciences, V.O., Bolshoj pr., 61, St. Petersburg, 199178, Russia;

E-mails: lucas.chesnel@inria.fr, srgnazarov@yahoo.co.uk, s.nazarov@spbu.ru

(March 16, 2021)

Abstract. We consider the propagation of time harmonic acoustic waves in a device made of three unbounded channels connected by thin slits. The wave number is chosen such that only one mode can propagate. The main goal of this work is to present a device which can serve as an energy distributor. More precisely, the geometry is first designed so that for an incident wave coming from one channel, the energy is almost completely transmitted in the two other channels. Additionally, adjusting slightly two geometrical parameters, we can control the ratio of energy transmitted in the two channels. The approach is based on asymptotic analysis for thin slits around resonance lengths. We also provide numerical results to illustrate the theory.

Key words. Acoustic waveguide, energy distributor, asymptotic analysis, thin slit, scattering coefficients, complex resonance.

1 Introduction

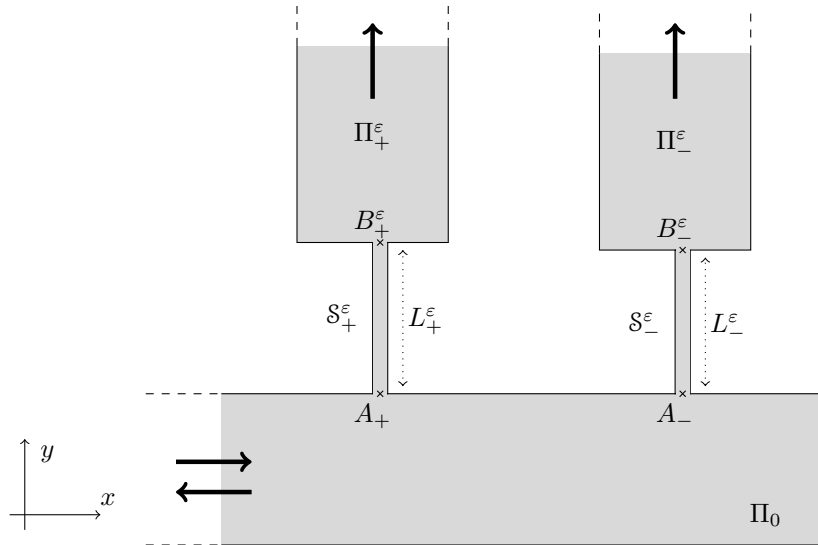


Figure 1: Geometry of the waveguide Ω^ϵ .

In this article, we are interested in the design of an acoustic energy distributor. More precisely, we study the propagation of time harmonic waves at a given wave number in a structure with three unbounded channels. One of them plays the role of input/output channel while the two others are

only output channels (see Figure 1). Our goal is to find a geometry where the energy of an incoming wave is almost completely transmitted and additionally where we can control the ratio of energy transmitted in the two other output channels. The main difficulty of this problem lies in the fact that the dependence of the acoustic field with respect to the geometry is nonlinear and implicit. A device similar to the one that we wish to create is the acoustic power divider [24, 1, 36, 11]. The difference is that in our case, we want to be able to control the ratio of energy transmitted in the two output channels. We mention that such devices are very interesting for applications not only in acoustics but also for example in optics [37, 12] or in radio electronics [10] (see the literature concerning radio diplexers).

To construct such particular waveguides, it has been proposed to work with so-called zero-index materials or similar metamaterials, see for example [11] and the references therein. However, from our understanding, these materials are still hard to handle in practice. In this article, we propose a different approach relying on the use of a classical medium but with a well-chosen shape. More precisely, we will work with thin slits as illustrated in Figure 1. In general, due to the geometrical features, almost no energy passes through the slits and it may seem a bit paradoxical to use them to have almost complete transmission. However working around the resonance lengths, it has been shown that we can observe this phenomenon. This has been studied for example in [23, 6, 29, 30, 28] in the context of the scattering of an incident wave by a periodic array of subwavelength slits. The approach that we will consider is based on matched asymptotic expansions. For related techniques, we refer the reader to [3, 13, 22, 32, 14, 33, 20, 2, 4]. We emphasize that an important feature of our work distinguishing it from the previous references is that the lengths, and not only the widths, of the slits depend on ε (see (1)). This way of considering the problem is an essential ingredient of the analysis. From this respect, our work shares similarities with [17, 7, 8] (see also references therein). The difference is that we combine several thin slits and coupling effect can appear.

Let us mention that techniques of optimization (see e.g. [26, 27, 25]) have been applied to exhibit energy acoustic distributors. However they involve non convex functionals and unsatisfactory local minima exist. Moreover, they offer no control on the obtained shape compare to the approach we propose here. In particular, with our geometry, a small change of the geometry allows us to transmit the energy in one channel instead of the other. In the context of propagation of acoustic waves, another device which is interesting in practice is the modal converter [18, 9, 21]. At higher frequency, when several modes can propagate, the aim is to have a structure where the energy of an incident mode is transferred onto another mode. We do not know if thin slits can be useful to obtain such effect.

The outline is as follows. In the next section, we present the geometry and the notation. Then in Section 3, we introduce two auxiliary problems which will be involved in the analysis. The Section 4 constitutes the heart of the article: here we compute an asymptotic expansion of the acoustic field and of the scattering coefficients with respect to ε , the width of the thin slits. Then we exploit the results in Section 5 to exhibit situations where the device acts as an energy distributor. We illustrate the theory in Section 6 with numerical experiments before discussing possible extensions and open questions in Section 7. Finally we give the proof of two technical lemmas needed in the study in a short appendix.

2 Setting

First, we describe in detail the geometry (see Figure 1). Set $\Pi_0 := \{z = (x, y) \in \mathbb{R}^2 \mid (x, y) \in (-\infty; 0) \times (0; 1)\}$. Pick two different points $A_{\pm} = (p_{\pm}, 1) \in (-\infty; 0) \times \{1\} \subset \partial\Pi_0$. For $\varepsilon > 0$, define the lengths

$$L_{\pm}^{\varepsilon} := L_{\pm} + \varepsilon L'_{\pm} \tag{1}$$

where the values $L_{\pm} > 0$, $L'_{\pm} > 0$ will be fixed later on to observe interesting phenomena. Define the thin strips

$$\mathcal{S}_{\pm}^{\varepsilon} := (p_{\pm} - \varepsilon/2; p_{\pm} + \varepsilon/2) \times [1; 1 + L_{\pm}^{\varepsilon}].$$

Define the points B_{\pm}^{ε} such that $B_{\pm}^{\varepsilon} = (p_{\pm}, 1 + L_{\pm}^{\varepsilon})$. Set

$$\Pi_{\pm}^{\varepsilon} := (p_{\pm} - 1/2; p_{\pm} + 1/2) \times (1 + L_{\pm}^{\varepsilon}; +\infty).$$

And finally, we define the geometry

$$\Omega^{\varepsilon} := \Pi_0 \cup \mathcal{S}_+^{\varepsilon} \cup \mathcal{S}_-^{\varepsilon} \cup \Pi_+^{\varepsilon} \cup \Pi_-^{\varepsilon}.$$

Interpreting the domain Ω^{ε} as an acoustic waveguide, we are led to consider the following problem with Neumann boundary condition

$$\begin{cases} \Delta u^{\varepsilon} + \omega^2 u^{\varepsilon} = 0 & \text{in } \Omega^{\varepsilon} \\ \partial_{\nu} u^{\varepsilon} = 0 & \text{on } \partial\Omega^{\varepsilon}. \end{cases} \quad (2)$$

Here, Δ is the Laplace operator while ∂_{ν} corresponds to the derivative along the exterior normal. Furthermore, u^{ε} is the acoustic pressure of the medium while $\omega > 0$ is the wave number of the plane modes $w_h^{\pm}(x, y) = e^{\pm i\omega x}$ (resp. $w_v^{\pm}(x, y) = e^{\pm i\omega y}$) propagating in Π_0 (resp. Π_{\pm}^{ε}). We fix $\omega \in (0; \pi)$ so that no other mode can propagate. We are interested in the solution to the diffraction problem (2) generated by the incoming wave w_h^+ in the trunk Π_0 . This solution admits the decomposition

$$u^{\varepsilon}(x, y) = \begin{cases} w_h^+(x) + R^{\varepsilon} w_h^-(x) + \dots & \text{in } \Pi_0 \\ T_+^{\varepsilon} w_v^+(y - L^{\varepsilon}) + \dots & \text{in } \Pi_+^{\varepsilon} \\ T_-^{\varepsilon} w_v^+(y - L^{\varepsilon}) + \dots & \text{in } \Pi_-^{\varepsilon} \end{cases} \quad (3)$$

where $R^{\varepsilon} \in \mathbb{C}$ is a reflection coefficient and $T_{\pm}^{\varepsilon} \in \mathbb{C}$ are transmission coefficients. In this decomposition, the ellipsis stand for a remainder which decays at infinity with the rate $e^{-(\pi^2 - \omega^2)^{1/2}|x|}$ in Π_0 and $e^{-(\pi^2 - \omega^2)^{1/2}|y|}$ in Π_{\pm}^{ε} . Due to conservation of energy, one has

$$|R^{\varepsilon}|^2 + |T_+^{\varepsilon}|^2 + |T_-^{\varepsilon}|^2 = 1.$$

In general, almost no energy of the incident wave w_h^+ passes through the thin strips and one observes almost complete reflection. More precisely, one finds that there holds

$$R^{\varepsilon} = 1 + \tilde{R}^{\varepsilon}, \quad T_{\pm}^{\varepsilon} = \tilde{T}_{\pm}^{\varepsilon}, \quad (4)$$

where \tilde{R}^{ε} , $\tilde{T}_{\pm}^{\varepsilon}$ tend to zero as ε goes to zero. The main goal of this work is to show that choosing carefully the lengths L_{\pm}^{ε} of the thin strips $\mathcal{S}_{\pm}^{\varepsilon}$ as well as their positions, the energy of the wave w_h^+ can be almost completely transmitted. Moreover we can control the energy transmitted respectively in T_+^{ε} and T_-^{ε} . More precisely, we will prove that choosing carefully L_{\pm}^{ε} , as ε tends to zero we can have

$$R^{\varepsilon} = \tilde{R}^{\varepsilon}, \quad T_{\pm}^{\varepsilon} = T_{\pm}^0 + \tilde{T}^{\varepsilon},$$

where \tilde{R}^{ε} , $\tilde{T}_{\pm}^{\varepsilon}$ tend to zero as ε goes to zero, $|T_+^0|^2 + |T_-^0|^2 = 1$ and $|T_+^0|/|T_-^0|$ can be any number in $(0; +\infty)$ (see formulas (31) below). Thus we can select the energy ratio transmitted in Π_{\pm}^{ε} and the device acts as an energy distributor.

3 Auxiliary objects

In this section, we discuss a couple of boundary value problems whose solutions will appear in the construction of the asymptotic expansions of the acoustic field u^{ε} .

Considering the limit $\varepsilon \rightarrow 0^+$ in the equation (2) restricted to the strips $\mathcal{S}_\pm^\varepsilon$, we are led to study the one-dimensional Helmholtz equations

$$\partial_y^2 v + \omega^2 v = 0 \quad \text{in } \ell_\pm := (1; 1 + L_\pm) \quad (5)$$

supplied with the artificially imposed Dirichlet conditions

$$v(1) = v(1 + L_\pm) = 0. \quad (6)$$

Eigenvalues and eigenfunctions (up to a multiplicative constant) of the boundary value problem (5)–(6) are given by

$$\mu_m := (\pi m / L_\pm)^2, \quad v_m(y) = \sin(\pi m(y - 1) / L_\pm),$$

with $m \in \mathbb{N}^* := \{1, 2, 3, \dots\}$.

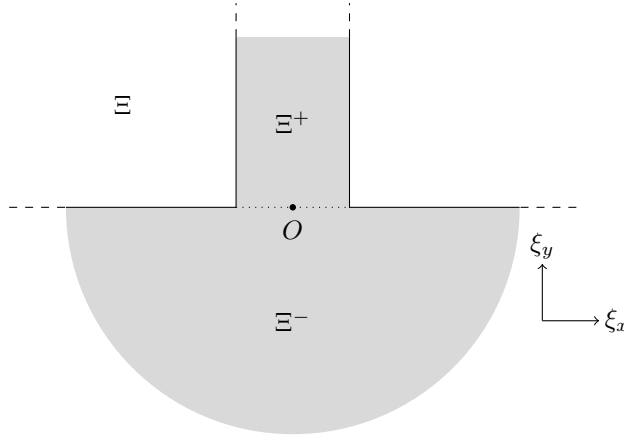


Figure 2: Geometry of the frozen domain Ξ .

Now we present a second problem which is involved in the construction of asymptotics and which will be used to describe the boundary layer phenomenon near the points A_\pm, B_\pm^ε . To capture rapid variations of the field for example in the vicinity of A_\pm , we introduce the stretched coordinates $\xi^\pm = (\xi_x^\pm, \xi_y^\pm) = \varepsilon^{-1}(z - A_\pm) = (\varepsilon^{-1}(x - p_\pm), \varepsilon^{-1}(y - 1))$. Observing that

$$(\Delta_z + \omega^2)u^\varepsilon(\varepsilon^{-1}(z - A_\pm)) = \varepsilon^{-2}\Delta_{\xi^\pm}u^\varepsilon(\xi^\pm) + \dots, \quad (7)$$

we are led to consider the Neumann problem

$$-\Delta_\xi Y = 0 \quad \text{in } \Xi, \quad \partial_\nu Y = 0 \quad \text{on } \partial\Xi, \quad (8)$$

where $\Xi := \Xi^- \cup \Xi^+ \subset \mathbb{R}^2$ (see Figure 2) is the union of the half-plane Ξ^- and the semi-strip Ξ^+ such that

$$\Xi^- := \mathbb{R}_-^2 = \{\xi = (\xi_x, \xi_y) : \xi_y < 0\}, \quad \Xi^+ := \{\xi : \xi_y \geq 0, |\xi_x| < 1/2\}.$$

In the method of matched asymptotic expansions (see the monographs [39, 19], [31, Chpt. 2] and others) that we will use, we will work with solutions of (8) which are bounded or which have polynomial growth in the semi-strip as $\xi_y \rightarrow +\infty$. One of such solutions is evident and is given by $Y^0 = 1$. Another solution, which is linearly independent with Y^0 , is the unique function satisfying (8) and which has the representation

$$Y^1(\xi) = \begin{cases} \xi_y + C_\Xi + O(e^{-\pi\xi_y}) & \text{as } \xi_y \rightarrow +\infty, \quad \xi \in \Xi^+ \\ \frac{1}{\pi} \ln \frac{1}{|\xi|} + O\left(\frac{1}{|\xi|}\right) & \text{as } |\xi| \rightarrow +\infty, \quad \xi \in \Xi^-. \end{cases} \quad (9)$$

Here, C_Ξ is a universal constant whose value can be computed using conformal mapping, see for example [38]. Note that the coefficients in front of the growing terms in (9) are related due to the fact that a harmonic function has zero total flux at infinity.

4 Asymptotic analysis

In this section, we compute the asymptotic expansion of the field u^ε in (3) as ε tends to zero. The final results are summarized in (26). We assume that the limit lengths L_\pm of the thin strips (see (1)) are such that

$$L_\pm = \frac{\pi m_\pm}{\omega} \quad \text{for some } m_\pm \in \mathbb{N}^*. \quad (10)$$

In other words, we assume that ω^2 is an eigenvalue of the problems (5)–(6). We emphasize that these problems are posed in the fixed lines ℓ_\pm but the true lengths $L_\pm^\varepsilon = L_\pm + \varepsilon L'_\pm$ of the strips $\mathcal{S}_\pm^\varepsilon$ depend on the parameter ε . In the channels, we work with the ansatz

$$u^\varepsilon = u_0^0 + \varepsilon u'_0 + \dots \quad \text{in } \Pi_0, \quad u^\varepsilon = u_\pm^0 + \varepsilon u'_\pm + \dots \quad \text{in } \Pi_\pm^\varepsilon, \quad (11)$$

while in the thin strips, we deal with the expansion

$$u^\varepsilon(x, y) = \varepsilon^{-1} v_\pm^{-1}(y) + v_\pm^0(y) + \dots \quad \text{in } \mathcal{S}_\pm^\varepsilon.$$

Taking the formal limit $\varepsilon \rightarrow 0^+$, we find that v_\pm^{-1} must solve the homogeneous problem (5)–(6). Under the assumption (10) for the lengths L_\pm , non zero solutions exist for this problem and we look for v_\pm^{-1} in the form

$$v_\pm^{-1}(y) = a_\pm \mathbf{v}_\pm(y) \quad \text{with} \quad a_\pm \in \mathbb{C}, \quad \mathbf{v}_\pm(y) = \sin(\omega(y-1)).$$

Let us stress that the values of a_\pm are unknown and will be fixed during the construction of the asymptotics of u^ε . At A_\pm , the Taylor formula gives

$$\varepsilon^{-1} v_\pm^{-1}(y) + v_\pm^0(y) = 0 + (C_\pm^A \xi_y^\pm + v_\pm^0(1)) + \dots \quad \text{with} \quad C_\pm^A := a_\pm \partial_y \mathbf{v}_\pm(1) = a_\pm \omega. \quad (12)$$

Here $\xi_y^\pm = \varepsilon^{-1}(y-1)$ is the stretched variable introduced just before (7). At B_\pm^ε , we have

$$\varepsilon^{-1} v_\pm^{-1}(y) + v_\pm^0(y) = 0 + (C_\pm^B \zeta_y^\pm + v_\pm^0(1+L_\pm)) + \dots \quad (13)$$

with

$$C_\pm^B := -a_\pm \partial_y \mathbf{v}_\pm(1+L_\pm) = -a_\pm \omega \cos(\omega L_\pm) = (-1)^{1+m_\pm} a_\pm \omega. \quad (14)$$

Here, we use the stretched coordinates $\zeta^\pm = (\zeta_x^\pm, \zeta_y^\pm) = (\varepsilon^{-1}(x-p_\pm), \varepsilon^{-1}(1+L_\pm-y))$ (mind the sign of ζ_y^\pm).

We look for an inner expansion of u^ε in the vicinity of A_\pm of the form

$$u^\varepsilon(x) = C_\pm^A Y^1(\xi^\pm) + c_\pm^A + \dots$$

where Y^1 is introduced in (9), C_\pm^A are defined in (12) and c_\pm^A are constants to determine. In a vicinity of B_\pm^ε , we look for an inner expansion of u^ε of the form

$$u^\varepsilon(x) = C_\pm^B Y^1(\zeta_x^\pm, \zeta_y^\pm + L'_\pm) + c_\pm^B + \dots$$

where C_\pm^B are defined in (14) and c_\pm^B are constants to determine.

Let us continue the matching procedure. Taking the limit $\varepsilon \rightarrow 0^+$, we find that the main term u_0^0 in (11) must solve the problem

$$\Delta u_0^0 + \omega^2 u_0^0 = 0 \quad \text{in } \Pi_0, \quad \partial_\nu u_0^0 = 0 \quad \text{on } \partial\Pi_0 \setminus \{A_+, A_-\},$$

with the expansion

$$u_0^0 = w_h^+ + R^0 w_h^- + \tilde{u}_0^0.$$

Here $R^0 \in \mathbb{C}$ and \tilde{u}_0^0 decay exponentially at infinity. Moreover, we find that the term u_\pm^0 in (11) must solve the problem

$$\Delta u_\pm^0 + \omega^2 u_\pm^0 = 0 \quad \text{in } \Pi_\pm^\varepsilon, \quad \partial_\nu u_\pm^0 = 0 \quad \text{on } \partial\Pi_\pm^\varepsilon \setminus B_\pm^\varepsilon,$$

with the expansion

$$u_\pm^0(x, y) = T_\pm^0 w_v^+(y - L^\varepsilon) + \tilde{u}_\pm^0(x, y).$$

Here $T_\pm^0 \in \mathbb{C}$ and \tilde{u}_\pm^0 decay exponentially at infinity. The coefficients $R^0, T_\pm^0 \in \mathbb{C}$ will provide the first terms in the asymptotics of $R^\varepsilon, T_\pm^\varepsilon$:

$$R^\varepsilon = R^0 + \dots \quad \text{and} \quad T_\pm^\varepsilon = T_\pm^0 + \dots$$

Matching the behaviours of the inner and outer expansions of u^ε in Π_0 , we find that at the points A^\pm , the function u_0^0 must expand as

$$u_0^0(x, y) = C_\pm^A \frac{1}{\pi} \ln \frac{1}{r_\pm^A} + U_{0\pm}^0 + O(r_\pm^A) \quad \text{as } r_\pm^A := ((x - p_\pm)^2 + (y - 1)^2)^{1/2} \rightarrow 0^+,$$

where U_0^0 is a constant. Observe that u_0^0 is singular both at A^+ and A^- . Integrating by parts in

$$0 = \int_{\Pi_{0,\rho}} (\Delta u_0^0 + \omega^2 u_0^0)(e^{+i\omega x} + e^{-i\omega x}) - u_0^0 (\Delta(e^{+i\omega x} + e^{-i\omega x}) + \omega^2(e^{+i\omega x} + e^{-i\omega x})) dx dy,$$

with $\Pi_{0,\rho} := \{(x, y) \in \Pi_0, x > -\rho \text{ and } r_\pm^A > 1/\rho\}$, and taking the limit $\rho \rightarrow +\infty$, we get $2i\omega(R^0 - 1) + 2C_+^A \cos(\omega p_+) + 2C_-^A \cos(\omega p_-) = 0$. From the expressions of C_\pm^A (see (12)), this gives

$$R^0 = 1 + i(a_+ \cos(\omega p_+) + a_- \cos(\omega p_-)). \quad (15)$$

Then matching the behaviours of the inner and outer expansions of u^ε in Π_\pm^ε , we find that at the points B_\pm^ε , the function u_\pm^0 must expand as

$$u_\pm^0(x, y) = C_\pm^B \frac{1}{\pi} \ln \frac{1}{r_\pm^B} + U_\pm^0 + O(r_\pm^B) \quad \text{as } r_\pm^B := ((x - p_\pm)^2 + (y - 1 - L^\varepsilon)^2)^{1/2} \rightarrow 0^+,$$

where U_\pm^0 are constants. Note that u_\pm^0 is singular at B_\pm^ε . Integrating by parts in

$$\begin{aligned} 0 &= \int_{\Pi_{\pm,\rho}^\varepsilon} (\Delta u_\pm^0 + \omega^2 u_\pm^0)(e^{+i\omega(y-1-L^\varepsilon)} + e^{-i\omega(y-1-L^\varepsilon)}) dx dy \\ &\quad - \int_{\Pi_{\pm,\rho}^\varepsilon} u_\pm^0 (\Delta(e^{+i\omega(y-1-L^\varepsilon)} + e^{-i\omega(y-1-L^\varepsilon)}) + \omega^2(e^{+i\omega(y-1-L^\varepsilon)} + e^{-i\omega(y-1-L^\varepsilon)})) dx dy, \end{aligned}$$

with $\Pi_{\pm,\rho}^\varepsilon := \{(x, y) \in \Pi_\pm^\varepsilon, y < \rho \text{ and } r_\pm^B > 1/\rho\}$, and taking the limit $\rho \rightarrow +\infty$, we get $2i\omega T_\pm^0 + 2C_\pm^B \cos(\omega p_\pm) = 0$. From the expressions of C_\pm^B (see (14)), this gives

$$T_\pm^0 = i(-1)^{1+m_\pm} a_\pm \cos(\omega p_\pm). \quad (16)$$

Matching the constant behaviour inside Π_0 , we get

$$U_{0\pm}^0 = C_\pm^A \pi^{-1} \ln \varepsilon + c_\pm^A = -C_\pm^A \pi^{-1} |\ln \varepsilon| + c_\pm^A.$$

This sets the value of c_\pm^A . However $U_{0\pm}^0$ depends on a_\pm and we have to explicit this dependence. For u_0^0 , we have the decomposition

$$u_0^0 = w_h^+ + w_h^- + C_+^A \gamma_+ + C_-^A \gamma_- \quad (17)$$

where γ_\pm are the outgoing functions such that

$$\begin{cases} \Delta \gamma_\pm + \omega^2 \gamma_\pm = 0 & \text{in } \Pi_0 \\ \partial_\nu \gamma_\pm = \delta_{A_\pm} & \text{on } \partial\Pi_0. \end{cases} \quad (18)$$

Here $\delta_{A_{\pm}}$ stands for the Dirac delta function at A_{\pm} . Denote by Γ_{\pm} the constant behaviour of γ_{\pm} at A_{\pm} , that is the constant such that γ_{\pm} behaves as

$$\gamma_{\pm}(x, y) = \frac{1}{\pi} \ln \frac{1}{r_{\pm}^A} + \Gamma_{\pm} + O(r_{\pm}^A) \quad \text{when } r_{\pm}^A = ((x - p_{\pm})^2 + (y - 1)^2)^{1/2} \rightarrow 0^+.$$

In Lemma 7.2 below, we will prove that the constant behaviours of γ_{\pm} at A_{\mp} are equal. We denote by $\tilde{\Gamma} = \gamma_+(A_-) = \gamma_-(A_+)$ the value of this coupling constant. Then from (17), we derive

$$U_{0\pm}^0 = 2 \cos(\omega p_{\pm}) + \omega(a_{\pm}\Gamma_{\pm} + a_{\mp}\tilde{\Gamma}).$$

Matching the constant behaviour at A_{\pm} inside the thin strips, we obtain

$$\begin{aligned} v_{\pm}^0(1) &= C_{\pm}^A C_{\Xi} + c_{\pm}^A = U_{0\pm}^0 + C_{\pm}^A (\pi^{-1} |\ln \varepsilon| + C_{\Xi}) \\ &= 2 \cos(\omega p_{\pm}) + a_{\mp}\omega\tilde{\Gamma} + a_{\pm}\omega (\pi^{-1} |\ln \varepsilon| + C_{\Xi} + \Gamma_{\pm}). \end{aligned} \quad (19)$$

Now, matching the constant behaviour inside Π_{\pm}^{ε} , we get

$$U_{\pm}^0 = C_{\pm}^B \pi^{-1} \ln \varepsilon + c_{\pm}^B = -C_{\pm}^B \pi^{-1} |\ln \varepsilon| + c_{\pm}^B.$$

This sets the value of c_{\pm}^B . However U_{\pm}^0 depends on a_{\pm} and we have to explicit this dependence. For u_{\pm}^0 , we have the decomposition

$$u_{\pm}^0(x, y) = C_{\pm}^B g(x - p_{\pm}, y + 1 + L^{\varepsilon})$$

where g is the outgoing function such that

$$\begin{cases} \Delta g + \omega^2 g = 0 & \text{in } \Pi := (-1/2; 1/2) \times (0; +\infty) \\ \partial_{\nu} g = \delta_O & \text{on } \partial\Pi. \end{cases} \quad (20)$$

Here δ_O stands for the Dirac delta function at O . Denote by G the constant behaviour of g at O , that is the constant such that g behaves as

$$g(x, y) = \frac{1}{\pi} \ln \frac{1}{r} + G + O(r) \quad \text{when } r = (x^2 + y^2)^{1/2} \rightarrow 0^+.$$

Then we have

$$U_{\pm}^0 = C_{\pm}^B G = (-1)^{1+m_{\pm}} a_{\pm}\omega G.$$

Matching the constant behaviour at B_{\pm}^{ε} inside the thin strips, we obtain

$$\begin{aligned} v_{\pm}^0(1 + L_{\pm}) &= C_{\pm}^B (L'_{\pm} + C_{\Xi}) + c_{\pm}^B = U_{\pm}^0 + C_{\pm}^B (\pi^{-1} |\ln \varepsilon| + L'_{\pm} + C_{\Xi}) \\ &= (-1)^{1+m_{\pm}} a_{\pm}\omega (\pi^{-1} |\ln \varepsilon| + L'_{\pm} + C_{\Xi} + G). \end{aligned} \quad (21)$$

Writing the compatibility condition so that the problem (5) supplemented with the boundary conditions (19)–(21) admits a non zero solution, we get

$$v_{\pm}^0 \partial_y \mathbf{v}|_1 - v_{\pm}^0 \partial_y \mathbf{v}|_{1+L_{\pm}} - (\mathbf{v} \partial_y v_{\pm}^0|_1 - \mathbf{v} \partial_y v_{\pm}^0|_{1+L_{\pm}}) = 0.$$

Since $\mathbf{v}(1) = \mathbf{v}(1 + L_{\pm}) = 0$, we obtain

$$v_{\pm}^0(1) + (-1)^{1+m_{\pm}} v_{\pm}^0(1 + L_{\pm}) = 0.$$

This gives the relations

$$2 \cos(\omega p_{\pm}) + a_{\mp}\omega\tilde{\Gamma} + a_{\pm}\omega (2\pi^{-1} |\ln \varepsilon| + L'_{\pm} + 2C_{\Xi} + \Gamma_{\pm} + G) = 0. \quad (22)$$

Below, we will prove that $\Im m(\omega\Gamma_{\pm}) = |\cos(\omega p_{\pm})|^2$, $\Im m(\omega G) = 1$ (Lemma 7.2) and $C_{\Xi} \in \mathbb{R}$ (Lemma 7.1). Therefore (22) writes equivalently

$$a_{\pm}(\beta_{\pm} + i(1 + |\cos(\omega p_{\pm})|^2)) + a_{\mp}\omega\tilde{\Gamma} = -2 \cos(\omega p_{\pm}) \quad (23)$$

where β_{\pm} are the real valued quantities such that

$$\beta_{\pm} := \omega (2\pi^{-1} |\ln \varepsilon| + L'_{\pm} + 2C_{\Xi} + \Re \Gamma_{\pm} + \Re G). \quad (24)$$

Identities (23) form a system of two equations whose unknowns are a_{\pm} . Solving it, we get

$$a_{\pm} = \frac{2 \cos(\omega p_{\mp}) \omega \tilde{\Gamma} - 2(\beta_{\mp} + i(1 + |\cos(\omega p_{\mp})|^2)) \cos(\omega p_{\pm})}{(\beta_{+} + i(1 + |\cos(\omega p_{+})|^2))(\beta_{-} + i(1 + |\cos(\omega p_{-})|^2)) - \omega^2 \tilde{\Gamma}^2}. \quad (25)$$

And from (15), (16), we obtain explicit expressions for R^0, T_{\pm}^0 . This ends the asymptotic analysis. To sum up, when ε tends to zero, we have obtained the following expansions

$$\begin{aligned} u^{\varepsilon}(x, y) &= w_h^{+}(x, y) + w_h^{-}(x, y) + a_{+} \omega \gamma_{+}(x, y) + a_{-} \omega \gamma_{-}(x, y) + \dots \text{ in } \Pi_0, \\ u^{\varepsilon}(x, y) &= (-1)^{1+m_{\pm}} a_{\pm} \omega g(x - p_{\pm}, y + 1 + L^{\varepsilon}) + \dots \text{ in } \Pi_{\pm}^{\varepsilon}, \\ u^{\varepsilon}(x, y) &= \varepsilon^{-1} a_{\pm} \sin(\omega(y - 1)) + \dots \text{ in } \mathcal{S}_{\pm}^{\varepsilon}, \\ R^{\varepsilon} &= 1 + i(a_{+} \cos(\omega p_{+}) + a_{-} \cos(\omega p_{-})) + \dots, \quad T_{\pm}^{\varepsilon} = i(-1)^{1+m_{\pm}} a_{\pm} \cos(\omega p_{\pm}) + \dots, \end{aligned} \quad (26)$$

where a_{\pm} are given by (25). Here, the functions γ_{\pm}, g are respectively introduced in (18), (20). Note in particular that when $a_{\pm} \neq 0$, the amplitude of the field blows up in the thin slits as ε tends to zero.

5 Analysis of the results

In this section, we explain how to use the asymptotic results (26) to exhibit settings where the waveguide Ω^{ε} acts as an energy distributor. The degrees of freedom we can play with are L'_{\pm} and p_{\pm} , that is the lengths and the abscissa of the thin strips.

★ When p_{\pm} are chosen such that $\cos(\omega p_{\pm}) = 0$, from (25) we get $a_{\pm} = 0$. This implies $R^0 = 1$ and $T_{\pm}^0 = 0$. In this case, the energy brought to the system is almost completely backscattered and the thin strips have almost no influence on the incident field. Definitely, this is not an acoustic distributor. Roughly speaking, in this situation what happens is that the resonant eigenfunctions associated with complex resonances existing due to the presence of the thin slits are not excited.

★ When p_{\pm} are chosen such that $\cos(\omega p_{\pm}) = 1$, we find

$$a_{\pm} = \frac{2\omega \tilde{\Gamma} - 2(\beta_{\mp} + 2i)}{(\beta_{+} + 2i)(\beta_{-} + 2i) - \omega^2 \tilde{\Gamma}^2}.$$

Then, we have

$$R^0 = 1 + i(a_{+} + a_{-}) = \frac{\beta_{+}\beta_{-} + 4 - \omega^2 \tilde{\Gamma}^2 + 4i\omega \tilde{\Gamma}}{(\beta_{+} + 2i)(\beta_{-} + 2i) - \omega^2 \tilde{\Gamma}^2}.$$

and

$$T_{\pm}^0 = i(-1)^{1+m_{\pm}} \frac{2\omega \tilde{\Gamma} - 2(\beta_{\mp} + 2i)}{(\beta_{+} + 2i)(\beta_{-} + 2i) - \omega^2 \tilde{\Gamma}^2}.$$

According to Lemma 7.2 below, we have $\omega \tilde{\Gamma} = \eta + i$ for a certain $\eta \in \mathbb{R}$ which characterizes the coupling between the two strips. With this notation, we find

$$R^0 = \frac{\beta_{+}\beta_{-} + 1 - \eta^2 + 2i\eta}{\beta_{+}\beta_{-} + 2i(\beta_{+} + \beta_{-}) - 3 - \eta^2 - 2i\eta}, \quad T_{\pm}^0 = \frac{2i(-1)^{m_{\pm}}(\beta_{\mp} + i - \eta)}{\beta_{+}\beta_{-} + 2i(\beta_{+} + \beta_{-}) - 3 - \eta^2 - 2i\eta}. \quad (27)$$

Notice that the denominator in the expressions for R^0, T_{\pm}^0 cannot vanish. Indeed it vanishes if and only if $\beta_{+} + \beta_{-} = \eta$ and $\beta_{+}\beta_{-} = 3 + \eta^2$. One can verify that this cannot occur for $(\beta_{+}, \beta_{-}) \in \mathbb{R}^2$.

If $\eta = 0$ was zero, then we would have $R^0 = \mathcal{R}^0$, $T_{\pm}^0 = \mathcal{T}_{\pm}^0$ with

$$\mathcal{R}^0 = \frac{\beta_+ \beta_- + 1}{\beta_+ \beta_- + 2i(\beta_+ + \beta_-) - 3}, \quad \mathcal{T}_{\pm}^0 = \frac{2i(-1)^{m_{\pm}}(\beta_{\mp} + i)}{\beta_+ \beta_- + 2i(\beta_+ + \beta_-) - 3}. \quad (28)$$

In particular, we would have $R^0 = 0$ for all pairs $(\beta_+, \beta_-) \in \mathbb{R}^2$ such that

$$\beta_+ \beta_- = -1, \quad (29)$$

and then $|T_+^0(\beta_+, \beta_-)|^2 + |T_-^0(\beta_+, \beta_-)|^2 = 1$ (conservation of energy) as well as

$$\frac{|T_+^0(\beta_+, \beta_-)|}{|T_-^0(\beta_+, \beta_-)|} = \sqrt{\frac{\beta_-^2 + 1}{\beta_+^2 + 1}} = \sqrt{\frac{1/\beta_+^2 + 1}{\beta_+^2 + 1}}. \quad (30)$$

Observing in (24) that β_+ varies in \mathbb{R} when L'_{\pm} runs in \mathbb{R} , we see that the ratio (30) could take any value in $(0; +\infty)$.

However, the coupling constant η cannot be chosen as we wish because we have already set p_{\pm} to impose $\cos(\omega p_{\pm}) = 1$. In Lemma 7.2 below, we will prove that the function $e_{\pm} := \gamma_{\pm} - s_{\pm} w_h^-$, with $s_{\pm} = i \cos(\omega p_{\pm})/\omega$, is real and exponentially decaying at infinity. As a consequence, we infer that for $p_- < p_+$ with $|p_+ - p_-|$ large, we have

$$\omega \tilde{\Gamma} = \omega \gamma_+(p_-, 1) \approx \omega s_+ w_h^-(p_-) = i \cos(\omega p_+) e^{-i\omega p_-}.$$

With the above choice for p_{\pm} as well as the relation (29) for β_{\pm} , which translates into a condition relating L'_+ to L'_- , we have $\eta = \Re e(\omega \tilde{\Gamma}) \approx 0$. From the previous analysis, we deduce that

$$R^0 \approx 0 \quad \text{together with} \quad \frac{|T_+^0(\beta_+, \beta_-)|}{|T_-^0(\beta_+, \beta_-)|} \approx \sqrt{\frac{\beta_-^2 + 1}{\beta_+^2 + 1}} = \sqrt{\frac{1/\beta_+^2 + 1}{\beta_+^2 + 1}}. \quad (31)$$

Thus, we can get almost complete transmission and varying L'_+ , and so in practice, varying slightly L_{\pm}^{ε} around $\pi m_{\pm}/\omega$, we can control the ratio of energy transmitted respectively in Π_+^{ε} and in Π_-^{ε} . We emphasize that the tuning becomes more or more subtle as ε gets smaller. More precisely, for a fixed value of β_{\pm} , according to (24), the corresponding value of L'_{\pm} is equal to $-2\pi^{-1} |\ln \varepsilon| + \beta_{\pm}/\omega - 2C_{\Xi} - \Re e \Gamma_{\pm} - \Re e G$ (note in particular that it is negative for ε small enough). As a consequence,

$$\begin{aligned} L_{\pm}^{\varepsilon} &= \pi m_{\pm}/\omega + \varepsilon L'_{\pm} \\ &= \pi m_{\pm}/\omega + \varepsilon(-2\pi^{-1} |\ln \varepsilon| + \beta_{\pm}/\omega - 2C_{\Xi} - \Re e \Gamma_{\pm} - \Re e G) \end{aligned}$$

converges to $(\pi m_{\pm}/\omega)^-$ as ε tends to zero.

Remark 5.1. *In the method, we tune the lengths of the slits around the resonance lengths. One may imagine to play with other parameters. For example one could work with slits of variable width*

$$\mathcal{S}_{\pm}^{\varepsilon} = \{(x, y) \in \mathbb{R}^2 \mid y \in [1; 1 + L_{\pm}], |x - p_{\pm}| < \varepsilon H_{\pm}(y)\},$$

where H_{\pm} are smooth profile functions, and then perturb H_{\pm} . Or we could also perturb slightly the position of the slits, that is p_{\pm} .

6 Numerics

In this section, we illustrate the results that we have obtained above. We work with

$$\omega = 0.8\pi, \quad p_- = -2.5, \quad p_+ = 0, \quad \varepsilon = 0.05.$$

Observe that in this case indeed we have $\cos(\omega p_+) = \cos(\omega p_-) = 1$. We compute numerically¹ the scattering solution u^ε in (2). To proceed, we use a P2 finite element method in a truncated geometry. On the artificial boundary created by the truncation, a Dirichlet-to-Neumann operator with 15 terms serves as a transparent condition (see more details for example in [15, 16, 5]). Once we have computed u^ε , we get the scattering coefficients $R^\varepsilon, T_\pm^\varepsilon$ in the representation (3).

In the first line of Figure 3, we represent $R^\varepsilon, T_+^\varepsilon, T_-^\varepsilon$ as functions of $(L_+^\varepsilon, L_-^\varepsilon)$. In the second line of Figure 3, we display $\mathcal{R}^0, \mathcal{T}_+^0, \mathcal{T}_-^0$ (see (28)) as functions of (β_+, β_-) . We observe that the true scattering coefficients and their asymptotic approximations coincide very well. From these results, we extract the curve $(L_+^\varepsilon, L_-^\varepsilon)$ where $|R^\varepsilon(L_+^\varepsilon, L_-^\varepsilon)|$ is minimum (see Figure 4). We note that indeed we can have almost no reflection. Additionally, we show the quantities $|T_\pm^\varepsilon(L_+^\varepsilon, L_-^\varepsilon)|$ on this curve. As predicted, we notice that we can indeed control the ratio of energy transmitted in the channels $\Pi_+^\varepsilon, \Pi_-^\varepsilon$. Finally, in Figure 5, we represent the field u^ε in different geometries: one without particular tuning of the lengths of the slits, one where $R^\varepsilon \approx 0, |T_+^\varepsilon| \approx 1$ and $T_-^\varepsilon \approx 0$ and one where $R^\varepsilon \approx 0, T_+^\varepsilon \approx 0$ and $|T_-^\varepsilon| \approx 1$. Our device indeed can act as an acoustic energy distributor.

Remark 6.1. *We emphasize that the asymptotic approximation gets more and more accurate as ε tends to zero. Numerically however, we observe a quite good energy transmission for ε not that small. This is interesting to confer some robustness to the device with respect to perturbations of the geometry. Indeed, when ε is very small, the lengths of the slits must be tuned very precisely to prevent backscattering of energy.*

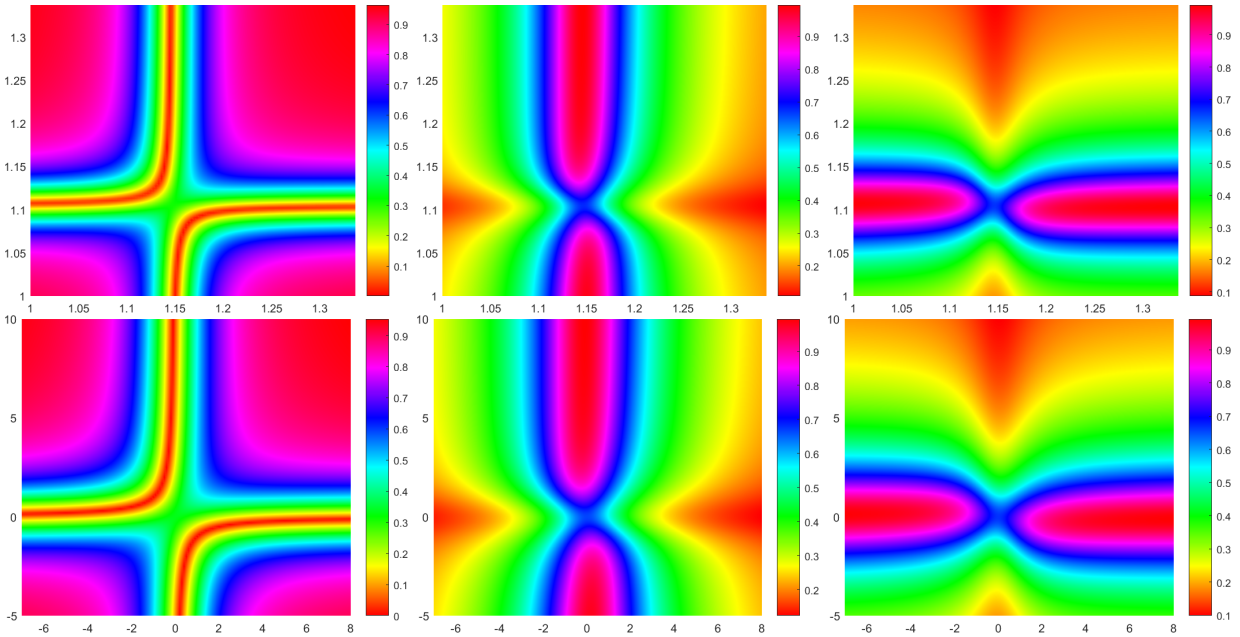


Figure 3: On the first line, from left to right, we represent $R^\varepsilon, T_+^\varepsilon, T_-^\varepsilon$ as functions of $(L_+^\varepsilon, L_-^\varepsilon)$. On the second line, from left to right, we represent $\mathcal{R}^0, \mathcal{T}_+^0, \mathcal{T}_-^0$ as functions of (β_+, β_-) . The true scattering coefficients and their principal asymptotic approximations coincide very well.

¹The code, written in Freefem++, can be found at the following address <http://www.cmap.polytechnique.fr/~chesnel/Documents/EnergyDistributor.edp>.

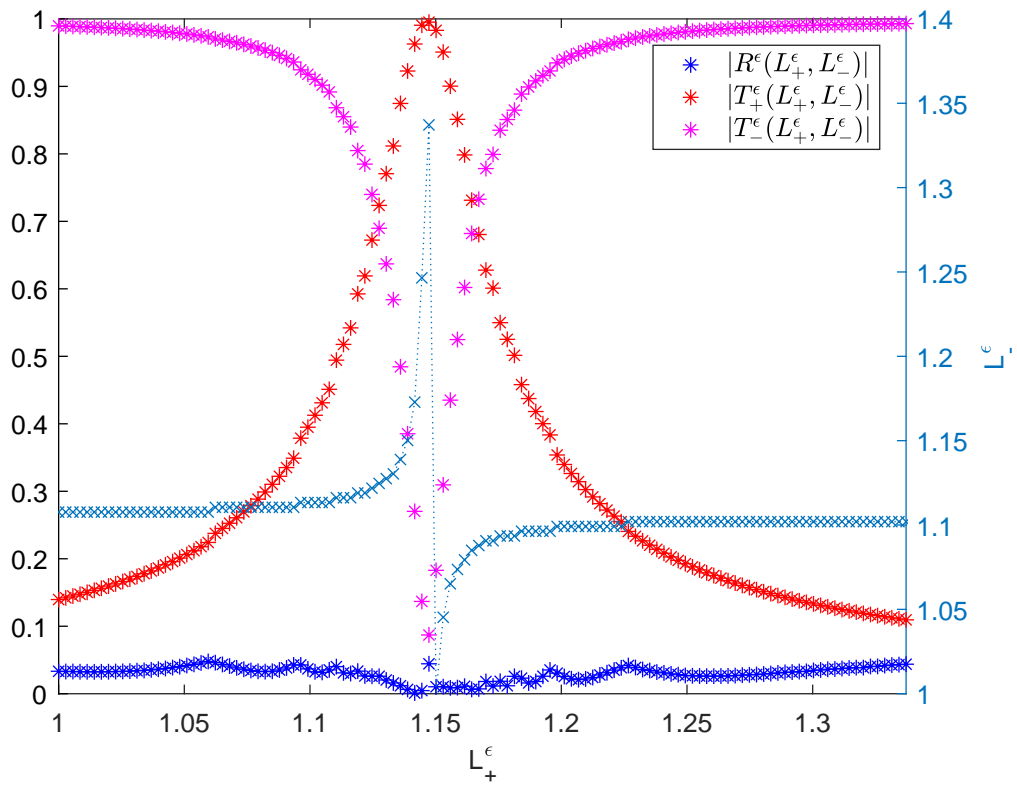


Figure 4: From the results of Figure 3, we extract the curve $(L_+^\epsilon, L_-^\epsilon)$ where $|R^\epsilon(L_+^\epsilon, L_-^\epsilon)|$ is minimum. Then we display $|T_\pm^\epsilon(L_+^\epsilon, L_-^\epsilon)|$ on this curve.

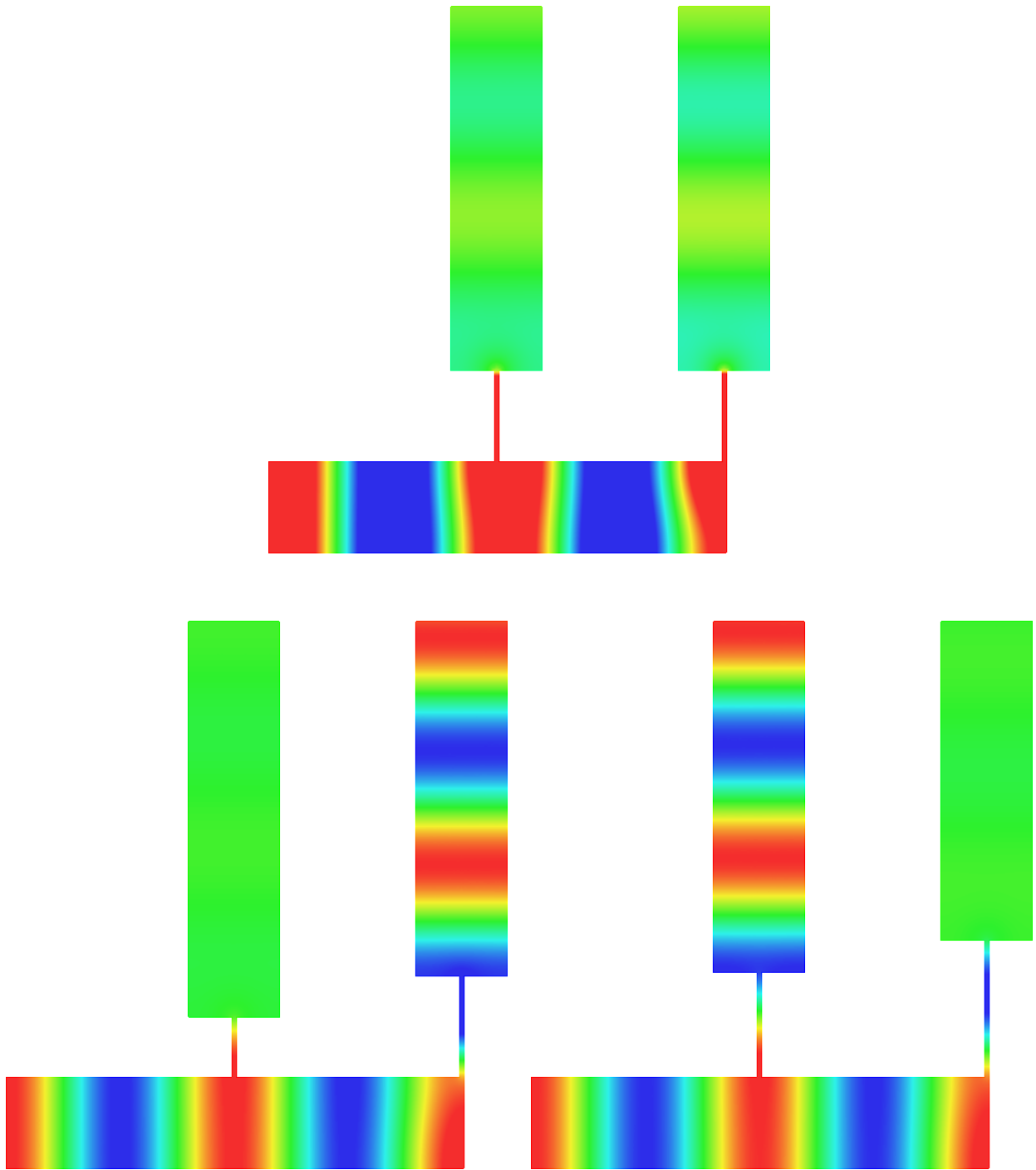


Figure 5: First line: without particular tuning of the lengths of the slits, the energy of the incoming wave is almost completely backscattered. Second line, left: setting where $R^\varepsilon \approx 0$, $T_+^\varepsilon \approx 0$ and $|T_-^\varepsilon| \approx 1$. Second line, right: setting where $R^\varepsilon \approx 0$, $|T_+^\varepsilon| \approx 1$ and $T_-^\varepsilon \approx 0$.

7 Concluding remarks

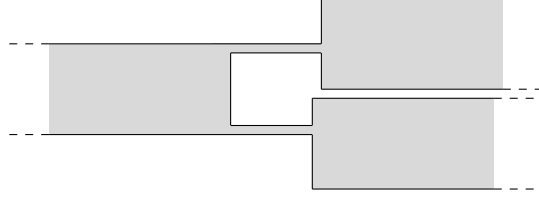


Figure 6: A device which fails to behave as an acoustic distributor.

i) From this analysis, a natural idea is to try to work in the waveguide represented in Figure 6 with two slits at the end of the input channel. In this case, the asymptotic expansion is similar to the one above and we have $\cos(\omega p_{\pm}) = 1$ in (25), (26). But the problem is that in this geometry we cannot reduce the coupling constant η (see (27)) as we wish, which is a very important point. As a consequence, this device is not interesting for our purpose.

ii) We considered straight vertical slits to simplify the presentation and to limit the complexity of the notation. We could have worked similarly with slits coinciding at the limit $\varepsilon \rightarrow 0$ with some smooth curves, we would have observed the same phenomena. What matters is the lengths of the slits. Additionally, the orientation of the slits (if they are not vertical) plays no major role.

iii) A priori the approach presented here can also be used to construct an acoustic energy distributor with one input/output channel and more than two output channels. The question of working at higher wavenumber, so that several modes can propagate, seems less simple to address. Indeed, in this case, there are more than three scattering coefficients coming into play, and even though they are related by some structure (due to conservation of energy, reciprocity relations, ...), it appears difficult to control them with only two slits. A natural idea is to work with more slits. But then the coupling effects, whose dependence with respect to the geometry is not very explicit, become hard to handle.

iv) What was done in 2D here could be adapted in 3D. The asymptotic expansion would be different, in particular because the equivalent of the function Y^1 introduced in (9) has a different behaviour at infinity in 3D, but the methodology would be the same (see [34, 35] for related works).

v) On the contrary, the approach proposed in this article is very specific to Neumann Boundary Conditions (BCs) and cannot be adapted for Dirichlet BCs (quantum waveguides). Indeed, with Dirichlet BCs nothing passes through the thin slits and almost all the incoming energy is backscattered. Therefore, to design an energy distributor with Dirichlet BCs, it is necessary to find a different idea. The problem seems even more open with other types of BCs, for example with BCs modelling realistic materials with losses.

Appendix: auxiliary results

Lemma 7.1. *The constant C_{Ξ} is real.*

Proof. Let Y^1 be the function introduced in (9). For all $\rho > 0$, we have

$$0 = \int_{\Xi_{\rho}} (Y^1 - \overline{Y^1}) \Delta Y^1 - \Delta (Y^1 - \overline{Y^1}) Y^1 d\xi_x d\xi_y$$

with $\Xi_{\rho} := \{(\xi_x, \xi_y) \in \Xi, \xi_y < 0 \text{ and } |\xi_x| < \rho\} \cup \{(\xi_x, \xi_y) \in (-1/2; 1/2) \times [0; \rho]\}$. Integrating by parts and taking the limit $\rho \rightarrow +\infty$, we get $C_{\Xi} - \overline{C_{\Xi}} = 0$. This shows that C_{Ξ} is real. \square

Lemma 7.2. *The constant behaviours of γ_{\pm} at A_{\mp} are equal. We denote by $\tilde{\Gamma} \in \mathbb{C}$ this constant. We have $\Im m(\omega\tilde{\Gamma}) = \cos(\omega p_+) \cos(\omega p_-)$. The constants Γ_{\pm} are such that $\Im m(\omega\Gamma_{\pm}) = |\cos(\omega p_{\pm})|^2$.*

Proof. Since the functions γ_{\pm} are outgoing at infinity, we have the expansions

$$\gamma_{\pm} = s_{\pm} w_h^- + \tilde{\gamma}_{\pm}$$

where $s_{\pm} \in \mathbb{C}$ and $\tilde{\gamma}_{\pm}$ are exponentially decaying at infinity. We have

$$0 = \int_{\Pi_{0,\rho}} (\Delta\gamma_+ + \omega^2\gamma_+)\gamma_- - \gamma_+ (\Delta\gamma_- + \omega^2\gamma_-) dx dy,$$

with $\Pi_{0,\rho} = \{(x, y) \in \Pi_0, x > -\rho \text{ and } r_{\pm}^A > 1/\rho\}$. Integrating by parts and taking the limit $\rho \rightarrow +\infty$, we find that the constant behaviours of γ_{\pm} at A_{\mp} are equal. On the other hand, integrating by parts in

$$0 = \int_{\Pi_{0,\rho}} (\Delta\gamma_{\pm} + \omega^2\gamma_{\pm})(e^{+i\omega x} + e^{-i\omega x}) - \gamma_{\pm} (\Delta(e^{+i\omega x} + e^{-i\omega x}) + \omega^2(e^{+i\omega x} + e^{-i\omega x})) dx dy,$$

and taking the limit $\rho \rightarrow +\infty$, we obtain

$$s_{\pm} = i \cos(\omega p_{\pm})/\omega. \quad (32)$$

Then one can verify that the function $e_{\pm} := \gamma_{\pm} - s_{\pm} w_h^-$ is real. Indeed $e_{\pm} - \bar{e}_{\pm}$ is exponentially decaying and solves the homogeneous problem. We deduce that $\Im m(\omega\tilde{\Gamma}) = \cos(\omega p_+) \cos(\omega p_-)$. Finally, integrating by parts in

$$0 = \int_{\Pi_{0,\rho}} (\Delta\gamma_{\pm} + \omega^2\gamma_{\pm})\bar{\gamma}_{\pm} - \gamma_{\pm} (\Delta\bar{\gamma}_{\pm} + \omega^2\bar{\gamma}_{\pm}) dx dy,$$

and taking again the limit $\rho \rightarrow +\infty$, we obtain $2i\omega|s_{\pm}|^2 - 2\Im m\Gamma_{\pm} = 0$. From (32), this yields the desired result. \square

Acknowledgments

The work of S.A. Nazarov was supported by the Ministry of Science and Higher Education of Russian Federation within the framework of the Russian State Assignment under contract No. FFNF-2021-0006.

References

- [1] M.A. Antoniadis and G.V. Eleftheriades. A broadband series power divider using zero-degree metamaterial phase-shifting lines. *IEEE Microw Wirel Compon Lett.*, 15(11):808–810, 2005.
- [2] F.L. Bakharev and S.A. Nazarov. Gaps in the spectrum of a waveguide composed of domains with different limiting dimensions. *Sib. Math. J.*, 56(4):575–592, 2015.
- [3] J.T. Beale. Scattering frequencies of resonators. *Comm. Pure Appl. Math.*, 26(4):549–563, 1973.
- [4] A.-S. Bonnet-Ben Dhia, L. Chesnel, and S.A. Nazarov. Perfect transmission invisibility for waveguides with sound hard walls. *J. Math. Pures Appl.*, 111:79–105, 2018.
- [5] A.-S. Bonnet-Ben Dhia and G. Legendre. An alternative to Dirichlet-to-Neumann maps for waveguides. *C. R. Acad. Sci., Ser. I*, 349(17-18):1005–1009, 2011.
- [6] É. Bonnetier and F. Triki. Asymptotic of the Green function for the diffraction by a perfectly conducting plane perturbed by a sub-wavelength rectangular cavity. *Math. Method. Appl. Sci.*, 33(6):772–798, 2010.
- [7] R. Brandão, J.R. Holley, and O. Schnitzer. Boundary-layer effects on electromagnetic and acoustic extraordinary transmission through narrow slits. *Proc. R. Soc. A.*, 476:20200444, 2020.

- [8] R. Brandão and O. Schnitzer. Asymptotic modeling of helmholtz resonators including thermo-viscous effects. *Wave Motion*, page 102583, 2020.
- [9] P. Cheben, D.X. Xu, S. Janz, and A. Densmore. Subwavelength waveguide grating for mode conversion and light coupling in integrated optics. *Opt. Express*, 14(11):4695–4702, 2006.
- [10] M.-L. Chuang and M.-T. Wu. Microstrip diplexer design using common t-shaped resonator. *IEEE Microw. Wirel. Compon. Lett.*, 21(11):583–585, 2011.
- [11] H. Esfahlani, M.S. Byrne, and A. Alù. Acoustic power divider based on compressibility-near-zero propagation. *Phys. Rev. Applied*, 14(2):024057, 2020.
- [12] L.H. Frandsen, Y. Elesin, O. Sigmund, J.S. Jensen, and K. Yvind. Wavelength selective 3d topology optimized photonic crystal devices. In *CLEO: 2013*, pages 1–2, 2013.
- [13] R.R. Gadyl’shin. Characteristic frequencies of bodies with thin spikes. I. Convergence and estimates. *Math. Notes*, 54(6):1192–1199, 1993.
- [14] R.R. Gadyl’shin. On the eigenvalues of a “dumbbell with a thin handle”. *Izv. Math.*, 69(2):265–329, 2005.
- [15] C. Goldstein. A finite element method for solving Helmholtz type equations in waveguides and other unbounded domains. *Math. Comput.*, 39(160):309–324, 1982.
- [16] I. Harari, I. Patlashenko, and D. Givoli. Dirichlet-to-Neumann maps for unbounded wave guides. *J. Comput. Phys.*, 143(1):200–223, 1998.
- [17] J.R. Holley and O. Schnitzer. Extraordinary transmission through a narrow slit. *Wave Motion*, 91:102381, 2019.
- [18] B.M. Holmes and D.C. Hutchings. Realization of novel low-loss monolithically integrated passive waveguide mode converters. *IEEE Photonics Technol. Lett.*, 18(1):43–45, 2005.
- [19] A. M. Il’in. *Matching of asymptotic expansions of solutions of boundary value problems*, volume 102 of *Transl. Math. Monogr.* AMS, Providence, RI, 1992.
- [20] P. Joly and S. Tordeux. Matching of asymptotic expansions for wave propagation in media with thin slots I: The asymptotic expansion. *SIAM Multiscale Model. Simul.*, 5(1):304–336, 2006.
- [21] S.-H. Kim, R. Takei, Y. Shoji, and T. Mizumoto. Single-trench waveguide TE-TM mode converter. *Opt. Express*, 17(14):11267–11273, 2009.
- [22] V.A. Kozlov, V.G. Maz’ya, and A.B. Movchan. Asymptotic analysis of a mixed boundary value problem in a multi-structure. *Asymptot. Anal.*, 8(2):105–143, 1994.
- [23] G.A. Kriegsmann. Complete transmission through a two-dimensional diffraction grating. *SIAM J. Appl. Math.*, 65(1):24–42, 2004.
- [24] A. Lai, K.M.K.H. Leong, and T. Itoh. A novel N-port series divider using infinite wavelength phenomena. In *IEEE MTT-S Int. Microw. Symp. Dig.*, pages 1001–1004, 2005.
- [25] N. Lebbe. *Contribution in topological optimization and application to nanophotonics*. PhD thesis, Université Grenoble Alpes, 2019.
- [26] N. Lebbe, C. Dapogny, E. Oudet, K. Hassan, and A. Gliere. Robust shape and topology optimization of nanophotonic devices using the level set method. *J. Comput. Phys.*, 395(0):710–746, 2019.
- [27] N. Lebbe, A. Glière, K. Hassan, C. Dapogny, and E. Oudet. Shape optimization for the design of passive mid-infrared photonic components. *Opt. Quant. Electron.*, 51(5):166, 2019.
- [28] J. Lin, S. Shipman, and H. Zhang. A mathematical theory for Fano resonance in a periodic array of narrow slits. *arXiv preprint arXiv:1904.11019*, 2019.
- [29] J. Lin and H. Zhang. Scattering and field enhancement of a perfect conducting narrow slit. *SIAM J. Appl. Math.*, 77(3):951–976, 2017.
- [30] J. Lin and H. Zhang. Scattering by a periodic array of subwavelength slits i: field enhancement in the diffraction regime. *Multiscale Model. Sim.*, 16(2):922–953, 2018.
- [31] V.G. Maz’ya, S.A. Nazarov, and B.A. Plamenevskii. *Asymptotic theory of elliptic boundary value problems in singularly perturbed domains, Vol. 1*. Birkhäuser, Basel, 2000. Translated from the original German 1991 edition.
- [32] S.A. Nazarov. Junctions of singularly degenerating domains with different limit dimensions 1. *J. Math. Sci. (N.Y.)*, 80(5):1989–2034, 1996.

- [33] S.A. Nazarov. Asymptotic analysis and modeling of the jointing of a massive body with thin rods. *J. Math. Sci. (N.Y.)*, 127(5):2192–2262, 2005.
- [34] S.A. Nazarov and L. Chesnel. Abnormal transmission of waves through a thin canal connecting two acoustic waveguides. *Dokl. Ross. Akad. Nauk. Fizika, Tekhn. nauki.*, 496:22–27, 2021. English transl.: *Doklady Physics*. 2021. V. 66, to appear.
- [35] S.A. Nazarov and L. Chesnel. Anomalies of propagation of acoustic waves in two semi-infinite cylinders connected by a thin flattened canal. *Zh. Vychisl. Mat. i Mat. Fiz.*, 61:135–152, 2021. English transl.: *Comput. Math. and Math. Physics*. 2021. V. 61, to appear.
- [36] H.V. Nguyen and C. Caloz. Tunable arbitrary n-port crlh infinite-wavelength series power divider. *Electron. Lett.*, 43(23):1292–1293, 2007.
- [37] A.Y. Piggott, J. Lu, K.G. Lagoudakis, J. Petykiewicz, T.M. Babinec, and J. Vučković. Inverse design and demonstration of a compact and broadband on-chip wavelength demultiplexer. *Nat. Photonics*, 9(6):374–377, 2015.
- [38] O. Schnitzer. Spoof surface plasmons guided by narrow grooves. *Phys. Rev. B*, 96(8):085424, 2017.
- [39] M. Van Dyke. *Perturbation methods in fluid mechanics*. The Parabolic Press, Stanford, Calif., 1964.