

Learning Multiscale Convolutional Dictionaries for Image Reconstruction

Tianlin Liu*, Anadi Chaman†, David Belius* and Ivan Dokmanić*†

*Department of Mathematics and Computer Science, University of Basel.

†Department of Electrical and Computer Engineering, University of Illinois at Urbana-Champaign.

Abstract—Convolutional neural networks (CNNs) have been tremendously successful in solving imaging inverse problems. To understand their success, an effective strategy is to construct simpler and mathematically more tractable convolutional sparse coding (CSC) models that share essential ingredients with CNNs. Existing CSC methods, however, underperform leading CNNs in challenging inverse problems. We hypothesize that the performance gap may be attributed in part to how they process images at different spatial scales: While many CNNs use multiscale feature representations, existing CSC models mostly rely on single-scale dictionaries. To close the performance gap, we thus propose a multiscale convolutional dictionary structure. The proposed dictionary structure is derived from the U-Net, arguably the most versatile and widely used CNN for image-to-image learning problems. We show that incorporating the proposed multiscale dictionary in an otherwise standard CSC framework yields performance competitive with state-of-the-art CNNs across a range of challenging inverse problems including CT and MRI reconstruction. Our work thus demonstrates the effectiveness and scalability of the multiscale CSC approach in solving challenging inverse problems.

I. INTRODUCTION

Convolutional neural networks (CNNs) obtain state-of-the-art performance in many image processing tasks. To understand their success, an active line of recent research reduces CNNs into conceptually simpler and mathematically better-understood building blocks. Examples of these simplified convolutional models include *convolutional kernels* [1]–[3], *convolutional scattering transforms* [4]–[7], and *convolutional sparse coding* [8]–[10]. In addition to being mathematically tractable, these models have achieved remarkable empirical success, sometimes matching state-of-the-art CNNs.

This work studies convolutional representations arising from the convolutional sparse coding (CSC) paradigm, which provides a natural connection between sparse representation models and CNNs. Indeed, many CNN instances can be interpreted as optimizing a CSC objective through cascaded layers [8]. Moreover, CSC models compete favorably with state-of-the-art CNNs in several image processing tasks including denoising, single image super-resolution, and inpainting [10]–[16].

While these emerging results are promising, the successful applications of CSC in imaging inverse problems are still confined to problems with relatively simple forward operators, including Gaussian noise addition, blurring, and uniformly

random pixel removal. Common to these forward operators is their *spatial locality* – they introduce artifacts that are spatially correlated only, if at all, within small pixel neighbourhoods. By contrast, a broad range of imaging inverse problems involve forward models that mix distant parts of the image and are *highly spatially heterogeneous*; examples include the Radon transform for computed tomography, which computes line integrals along radiating paths, and the Fourier transform for magnetic resonance imaging, which computes inner products with globally-supported sinusoids. Working with these forward models presents different challenges since they introduce structured noise, such as streak artifacts, with long-range spatial correlations. We thus ask a natural question: Can CSC models also yield strong performance on such inverse problems with non-local operators?

To deal with spatially heterogeneous imagery data, one natural strategy is to employ *multiscale* dictionaries. Indeed, seminal works have shown that multiscale dictionaries, either analytical or learned, are advantageous in representing and processing images [17]–[21]. Separating scales is useful because it gives efficient descriptions of structural correlations at different length scales. Yet, existing CSC models [10], [22]–[25] mostly employ single-scale dictionaries, whose dictionary atoms all have the same size. While there exist proposals for multiscale CSC architectures, they are highly tailored to specific tasks [26], [27]. In addition, CSC models do away with flexible skip connections between non-consecutive layers, which are nonetheless essential for many successful CNNs such as the U-Net and its variants [28]–[30] to fuse features across scales. This challenge of harnessing multiscale features in the CSC paradigm motivates our work.

To address the challenge, we introduce a multiscale convolutional dictionary inspired by the highly successful U-Net [28]. We then apply the multiscale convolutional dictionary to challenging, large-scale inverse problems in imaging. The main contribution of this paper is twofold:

- We propose a new convolutional dictionary, whose representation incorporates atoms of different spatial scales. The proposed multiscale dictionary augments standard, single-scale convolutional dictionaries to exploit the spatially-heterogeneous properties of images.
- We study the effectiveness of the multiscale convolutional dictionary through experiments on large-scale datasets. We find that the performance of the multiscale CSC approach is competitive with leading CNNs on datasets including two major CT and MRI benchmarks. We addi-

This work was supported by the European Research Council Starting Grant 852821—SWING. The code to reproduce our experiments is available at <https://github.com/liutianlin0121/ISTA-U-Net>

tionally show that our model matches (and slightly improves) the state-of-the-art performance on the deraining task achieved by a deep neural network [31]. Notably, the single-scale CSC model performs significantly worse on this task [24].

Overall, our work makes a step forward in closing the performance gap between end-to-end CNNs and sparsity-driven dictionary models. At a meta level, it (re)validates the fundamental role of sparsity in representations of images and imaging operators [18], [32], [33].

The rest of this article is organized as follows. In Section II, we first briefly review the sparse representation model and its relationship to CNNs. Section III explains how we incorporate multiscale atoms in a dictionary model; we also explain how to learn the multiscale dictionary from data under the task-driven dictionary learning framework. Section IV reports experimental results on tasks including CT reconstruction and MRI reconstruction.

II. BACKGROUND AND RELATED WORK

In this section, we briefly review the related work; a summary of notation is given in Table I.

A. Sparse representation models

Sparse representation has been extensively studied and widely used in imaging inverse problems [34]–[36]. It is motivated by the idea that many signals, images being a prime example, can be approximated by a linear combination of a few elements from a suitable overcomplete basis. The sparse representation framework posits that we can decompose a signal of interest¹ $\mathbf{x} \in \mathbb{R}^d$ as $\mathbf{x} = \mathbf{D}\boldsymbol{\alpha}$, where $\mathbf{D} \in \mathbb{R}^{d \times N}$ is an overcomplete dictionary of N atoms ($N > d$) and $\boldsymbol{\alpha} \in \mathbb{R}^N$ is a sparse vector with few non-zero entries. Learning a sparse representation model thus comprises two sub-problems: (i) given a dictionary \mathbf{D} , encode the signal \mathbf{x} into a sparse vector $\boldsymbol{\alpha}$ (the *sparse coding* problem), and (ii) given a set of signals, learn an appropriate dictionary \mathbf{D} that sparsifies them (the *dictionary learning* problem). We briefly review these two problems and show how they are related to neural network models such as CNNs.

B. The sparse coding problem

The sparse coding problem is often formulated as basis pursuit denoising [37] or LASSO regression [38]. Most relevant to our work is its formulation with non-negative constraints on the sparse code $\boldsymbol{\alpha}$:

$$\underset{\boldsymbol{\alpha} \geq 0}{\text{minimize}} \quad \frac{1}{2} \|\mathbf{x} - \mathbf{D}\boldsymbol{\alpha}\|_2^2 + \lambda \|\boldsymbol{\alpha}\|_1. \quad (1)$$

Here, the first term $\frac{1}{2} \|\mathbf{x} - \mathbf{D}\boldsymbol{\alpha}\|_2^2$ ensures that the code $\boldsymbol{\alpha}$ yields a faithful representation of \mathbf{x} , the second term $\lambda \|\boldsymbol{\alpha}\|_1$

Table I: The notations used in this paper.

d	the dimension of an image
N	the dimension of a sparse code
M	the number of training samples
K	the number of sparse coding steps
$\sigma(\cdot)$	the ReLU non-linearity
\mathbf{x}	a noisy image to be processed
\mathbf{D}_θ	an overcomplete dictionary with atoms θ
\mathbf{y}	a ground-truth image
$\hat{\mathbf{y}}$	a predicted image
$\boldsymbol{\alpha}$	a sparse code
λ	the thresholding parameters of ISTA

controls the sparsity of the code, and the two terms are balanced by a parameter $\lambda > 0$. An effective solver for the minimization problem (1) is the iterative shrinkage-thresholding algorithm (ISTA) [39], which executes the following iteration

$$\begin{aligned} \boldsymbol{\alpha}^{[k+1]} &:= \mathcal{S}(\boldsymbol{\alpha}^{[k]}, \mathbf{x}; \mathbf{D}, \lambda) \\ &:= \sigma(\boldsymbol{\alpha}^{[k]} + \eta \mathbf{D}^\top (\mathbf{x} - \mathbf{D}\boldsymbol{\alpha}^{[k]}) - \eta \lambda), \end{aligned} \quad (2)$$

where the superscript $[k]$ denotes the iteration number, η is a step-size parameter, λ is a vector whose entries are all λ , and $\sigma(x) := \max(x, 0)$ is a component-wise rectifier function. For simplicity, we use $\mathcal{S}(\boldsymbol{\alpha}, \mathbf{x}; \mathbf{D}, \lambda)$ to denote one execution of ISTA with measurement \mathbf{x} , sparse code $\boldsymbol{\alpha}$, dictionary \mathbf{D} , and threshold λ . The ISTA algorithm is a composition of such executions; we write ISTA_K for the K -fold composition of \mathcal{S} with itself:

$$\begin{aligned} \text{ISTA}_K(\mathbf{x}; \mathbf{D}, \lambda) \\ := \underbrace{\left(\mathcal{S}(\cdot, \mathbf{x}; \mathbf{D}, \lambda) \circ \cdots \circ \mathcal{S}(\cdot, \mathbf{x}; \mathbf{D}, \lambda) \right)}_{K \text{ times}}(\boldsymbol{\alpha}^{[0]}), \end{aligned} \quad (3)$$

where $\boldsymbol{\alpha}^{[0]}$ is the initial sparse code; throughout this work, this initial code $\boldsymbol{\alpha}^{[0]}$ is assumed to contain zero in all entries.

C. The task-driven dictionary learning problem

We now briefly recall the task-driven dictionary learning framework [40]. Consider a supervised learning setting, in which we aim to identify a parametric function that associates each input \mathbf{x} (e.g., a corrupted image) with its target \mathbf{y} (e.g., a clean image) for all $(\mathbf{x}, \mathbf{y}) \in \mathbb{R}^d \times \mathbb{R}^d$ drawn from some joint distribution². In the task-driven framework, we proceed by first representing the signal \mathbf{x} by a sparse code $\boldsymbol{\alpha}_x$ with respect to a dictionary \mathbf{D} . One way to achieve this is to let

$$\boldsymbol{\alpha}_x := \arg \min_{\boldsymbol{\alpha} \geq 0} \frac{1}{2} \|\mathbf{x} - \mathbf{D}\boldsymbol{\alpha}\|_2^2 + \lambda \|\boldsymbol{\alpha}\|_1, \quad (4)$$

which can be approximated by K iterations of ISTA as in (3). Next, we approximate the desired target \mathbf{y} using the sparse code $\boldsymbol{\alpha}_x$ through a regression model $f(\cdot, \mathbf{w})$ with learnable parameter \mathbf{w} . For instance, $f(\cdot, \mathbf{w})$ could be a linear regression model with weights and biases \mathbf{w} . The model output $f(\boldsymbol{\alpha}_x, \mathbf{w})$

¹For simplicity we write all signals as 1d vectors, but the formulation is valid in any dimension.

²Note that, in inverse problem literature, one typically uses \mathbf{x} to denote the ground-truth and \mathbf{y} to denote its corrupted version; however, we proceed with the “flipped” notation as it is prevalent in machine learning literature.

thus depends on the regression model parameters \mathbf{w} as well as the sparse code $\alpha_{\mathbf{x}}$, which in turn depends on the dictionary \mathbf{D} through the ISTA iterations. In this way, the regression parameters \mathbf{w} and dictionary \mathbf{D} can be *jointly* optimized, for instance, with respect to the quadratic loss objective evaluated on a dataset of M input-target pairs $\{(\mathbf{x}_i, \mathbf{y}_i)\}_{i=1}^M$:

$$\underset{\mathbf{w}, \mathbf{D}}{\text{minimize}} \quad \frac{1}{2M} \sum_{i=1}^M \|f(\alpha_{\mathbf{x}_i}, \mathbf{w}) - \mathbf{y}_i\|_2^2. \quad (5)$$

Importantly, the task-driven objective in (5) implies that the dictionary \mathbf{D} is optimized to solve the supervised learning task and not just to sparsely represent data.

D. Convolutional sparse coding

Our work is inspired by the convolutional sparse coding (CSC) model [8], [41], [42], which bridges deep CNNs and sparse representation models. Concretely, Pappyan et al. [8] noticed that if the dictionary \mathbf{D} has a convolutional structure and if the sparse code α is assumed to be non-negative, a single iteration of ISTA with $\alpha^{[0]}$ initialized as a zero vector and step-size $\eta = 1$ is equivalent to the forward pass of a single-layer convolutional network

$$\alpha = \sigma(\mathbf{D}^\top \mathbf{x} + \mathbf{b}), \quad (6)$$

where \mathbf{b} is a vector whose components are $-\lambda$ (cf. Equation (2)). This single-layer formulation can be extended to characterize a deep CNN of multiple layers. Specifically, the forward-pass of a deep CNN of L -layers can be interpreted to approximate the sparse codes $\alpha_1, \dots, \alpha_L$ sequentially with respect to different dictionaries $\mathbf{D}_1, \dots, \mathbf{D}_L$; the back-propagation pass is interpreted as an update to these dictionaries $\{\mathbf{D}_i\}_{i=1}^L$ in a task-driven way.

E. CNNs for solving inverse problems

Deep CNNs achieve state-of-the-art performance in many image processing tasks. In particular, the U-Net [28] and its variants [29], [30], [43] are among the most extensively used CNN architectures in solving image-to-image learning tasks. U-Nets represent images via multiscale features computed from measurements using an encoding (or downsampling) branch and a synthesized into an estimated image in a decoding (or upsampling) branch (Figure 1a). In the downsampling branch, the spatial resolutions of feature maps are reduced while the number of feature maps is increased; in the decoding branch, these features are recombined with previous high-resolution features via channel concatenation (“skip connections”) and convolution. Heuristically, low-resolution feature maps of a U-Net capture large-scale image properties, whereas the high-resolution feature maps capture more fine-grained image properties [43]. In a related line of work, Ye et al. [44]–[46] proposed to use the framelets formalism [47] to study aspects of U-Net-like encoder-decoder CNNs. A key observation they make is that a U-Net model is closely related to convolutional framelets whose frame basis selection depends non-linearly on input data.

III. CSC WITH MULTISCALE DICTIONARIES

The structure of a convolutional dictionary is crucial to a CSC model since the dictionary atoms characterize the signals that can be represented sparsely. In the existing formulation of CSC, atoms of a convolutional dictionary have a single scale, in the sense that they all share the same spatial shape. However, many image classes and imaging artifacts exhibit structured correlations over multiple scales. To exploit these correlations in imaging inverse problems, we construct multiscale convolutional dictionaries.

Our construction is based on the U-Net reviewed in Section II. Indeed, the tremendous success of U-Nets has in part been attributed to their ability to represent images at multiple scales [30], [46], which is achieved by using up- and downsampling operations together with skip connections as in Figure 1a. Another property of the U-Net is its shared parameters across scales: Low-resolution features (the gray boxes at the bottom of Figure 1a) and high-resolution features (the gray boxes at the top of Figure 1a) undergo an overlapping synthesizing path parameterized by shared weights. This weight-sharing strategy has not been employed by existing proposals for multiscale CSC dictionaries [26], [27]. In what follows, we describe the construction process of a *linear* dictionary inspired by and closely following the standard U-Net.

A. Encoder–decoder dictionaries

We denote the encoding branch of the U-Net by $f^{\text{enc}}(\cdot, \theta) : \mathbb{R}^d \rightarrow \mathbb{R}^N$ with parameters θ ; the encoding branch maps the input $\mathbf{x} \in \mathbb{R}^d$ to convolutional feature maps $\alpha_{\mathbf{x}} = f^{\text{enc}}(\mathbf{x}, \theta) \in \mathbb{R}^N$, illustrated as the dark gray boxes in Figure 1a. Note that, for a U-Net, the intermediate feature map dimension N (number of scalar coefficients in α) is typically much greater than the image dimension d . These feature maps are then fed into the decoding branch of the U-Net either through skip connections or through the bottleneck layer. To describe this process, we write the decoding branch of the U-Net as a function $f^{\text{dec}}(\cdot, \gamma) : \mathbb{R}^N \rightarrow \mathbb{R}^d$ with parameters γ . That is, the function $f^{\text{dec}}(\cdot, \gamma)$ takes the convolutional feature maps produced by the encoding branch and transforms them to produce the model output. We can thus write the output produced by a U-Net as

$$\hat{\mathbf{y}}_{\mathbf{x}} := f^{\text{dec}}(\alpha_{\mathbf{x}}, \gamma) = f^{\text{dec}}(f^{\text{enc}}(\mathbf{x}, \theta), \gamma).$$

We now focus on the image synthesis process of the U-Net, described by the decoding function $f^{\text{dec}}(\cdot, \gamma)$. This function synthesizes convolutional feature maps at different spatial scales through skip connections and upsampling. As such, the decoding branch of the U-Net approximates an image $\mathbf{y} \in \mathbb{R}^d$ using multiscale feature maps $\alpha_{\mathbf{x}} \in \mathbb{R}^N$ of a much higher dimension, so that $\mathbf{y} \approx f^{\text{dec}}(\alpha_{\mathbf{x}}, \gamma)$. Conceptually, this representation is similar to the sparse and overcomplete representation in a dictionary, except that the U-Net decoder is non-linear.

To construct a multiscale dictionary, we thus consider a stripped-down version of the image synthesis process of U-Net by removing all non-linearities, batch normalization, and additive biases from the function $f^{\text{dec}}(\cdot, \gamma)$, as shown in

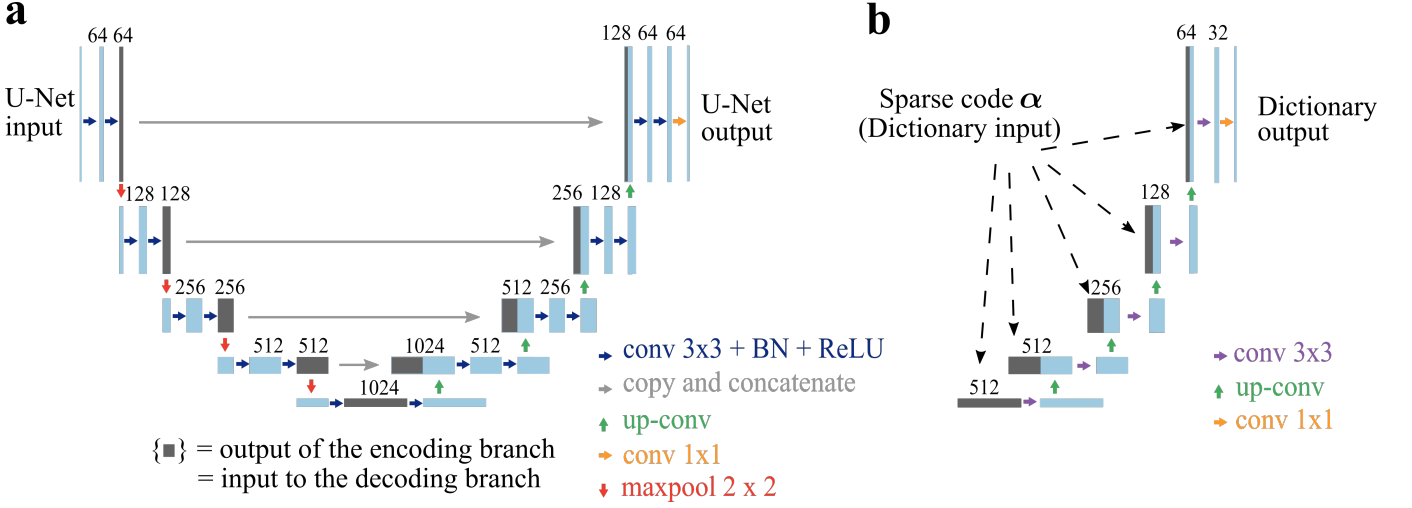


Fig. 1: **Schematic illustration of the U-Net (left panel) and the dictionary model considered in this work (right panel).** (a): The U-Net processes input images using convolution, scale separations, and skip connections in conjunction with ReLU non-linearities and batch-normalization (BN) modules indicated by colored arrows. The multi-channel feature maps produced by these operations are illustrated as boxes with the channel numbers indicated on the top of these boxes. Dark grey boxes indicate the feature maps produced by the encoding branch of the U-Net, which are sent to the decoding branch either through channel-wise concatenation (“skip connection”) or through the bottleneck layer. (b): The dictionary considered in this work is a simplification of the decoder branch of the U-Net: We retain convolution and multiscale representation from the decoder branch of the U-Net but remove all non-linearities, batch-normalization, and additive biases; additionally, we remove a convolution at each spatial resolution level and halve the number of convolutional channels for all convolutions.

Figure 1b; to further simplify the architecture, at each spatial scale, we additionally remove a convolution and halve the number of convolutional channels for all convolutions. The resulting function is then simply a *linear* transformation, sharing the essential ingredients of convolution, multiscale representation, and skip connections with the U-Net decoding branch. This linear transformation is written as a dictionary $D_\gamma \in \mathbb{R}^{d \times N}$ with atoms γ , to which we refer as the decoder dictionary. A precise definition of the decoder dictionary D_γ through convolution and upsampling is provided in Appendix A.

B. The dictionary-based sparsity prior

With a given decoder dictionary D_γ to describe the image synthesis process, we next consider how to infer an associated sparse code α , so that $D_\gamma \alpha$ is a good approximation of the image we wish to model. In a supervised learning setting where the input image x is given, it is natural to interpret α as an encoded representation of x . Since the encoding must produce a coefficient vector whose structure is compatible with α , we endow an encoder dictionary $D_\theta \in \mathbb{R}^{d \times N}$ with the same structure of D_γ albeit with a different set of atoms θ . This setup is analogous to U-Net’s encoding and decoding branches: the encoder and decoder dictionaries D_θ and D_γ are employed to process input signals and produce output signals, respectively. Specifically, we leverage these dictionaries to impose sparsity priors on data: We posit that each input-target data pair $(x, y) \in \mathbb{R}^d \times \mathbb{R}^d$ admits a shared underlying sparse code α with respect to the encoder and

decoder dictionaries:

$$D_\theta \alpha \approx x \quad \text{and} \quad D_\gamma \alpha \approx y \quad \text{for } \alpha \text{ sparse.} \quad (7)$$

Based on the dictionary-based sparsity prior in (7), in what follows, we derive a supervised learning method that turns each x into a prediction \hat{y}_x .

C. The task-driven dictionary learning objective

Under the task-driven framework introduced in Section II, we formulate a supervised learning problem by performing sparse coding and dictionary learning. Concretely, we consider the following bi-level minimization problem over a dataset of M input-target pairs $\{x_i, y_i\}_{i=1}^M$:

$$\begin{aligned} \underset{\{\theta, \gamma\}, \lambda > 0}{\text{minimize}} \quad & \frac{1}{2M} \sum_{i=1}^M \|D_\gamma \alpha_{x_i} - y_i\|_2^2 \\ \text{where} \quad & \alpha_{x_i} = \arg \min_{\alpha \geq 0} \frac{1}{2} \|D_\theta \alpha - x_i\|_2^2 + \|\lambda \odot \alpha\|_1, \end{aligned} \quad (8)$$

with \odot being the Hadamard product (cf., (4) and (5)). In plain words, the objective in (8) penalizes the discrepancy between the ground-truth signal y and the model prediction $D_\gamma \alpha_x$, where the latter is a signal synthesized from a sparse code α_x via the decoder dictionary D_γ ; the code α_x , defined through the argmin in (8) is a sparse representation of the input image x with respect to the encoder dictionary D_θ under a Lasso-like objective. Note that the objective (8) is slightly different from the traditional Lasso objective for non-negative sparse coding in that the sparsity-controlling parameter λ is multi-dimensional, weighting codes component-wise. The intuition

behind this choice is that the different convolutional features, especially those at different scales, should be thresholded differently. The sparse code α , illustrated as the dark grey boxes in Figure 1, is a collection of multi-dimensional tensors, each corresponds a spatial scale.

D. An unrolled formulation

We consider an unrolled approximation of the inner optimization problem of (8) as in [6], [10], [22], [23]. The approach constitutes a *sparse coding module* and a *dictionary-based synthesis module*:

- 1) **The sparse coding module.** In light of our sparsity prior in (7), we infer the underlying sparse code α based on the observation x . This is achieved by unrolling a fixed number K of ISTA iterations (3):

$$\alpha_x^{[K]} := \text{ISTA}_K(x; D_\theta, \lambda). \quad (9)$$

- 2) **The dictionary-based synthesis module.** We synthesize the model prediction by linearly combining atoms in the decoder dictionary D_γ with the inferred sparse code $\alpha_x^{[K]}$:

$$\hat{y}_x := D_\gamma \alpha_x^{[K]}. \quad (10)$$

Putting Equation (9) and (10) together yields a computational graph which transforms an input image x into a prediction \hat{y}_x . Since this computational graph involves a sparse coding step that leverages a dictionary structure extracted from the U-Net, we term this model *ISTA U-Net*. We note the ISTA U-Net described above is an instance of *optimization-driven networks* [23] derived by unrolling an optimization algorithm. As such, ISTA U-Net incorporates two modules with meaningful objectives, one implementing sparse coding and the other dictionary-based synthesis. This formulation is thus conceptually more interpretable than end-to-end layerwise composition of deep networks.

E. Relaxation and regularization on dictionaries

Thus far, we have derived the *forward pass* of the ISTA U-Net in Equation (9) and (10) grounded on the sparsity-driven dictionary learning framework. We now describe computational techniques that stabilize the gradient-descent-based dictionary learning – the *backward pass* – of ISTA U-Net.

Following earlier work [6], [10], [22], [23], we untie the encoder dictionary from its adjoint during dictionary update. That is, we replace the execution in Equation (2) by

$$\tilde{S}(\alpha; x; D, Q, \lambda) := \sigma(\alpha + \eta Q^\top (x - D\alpha) - \eta \lambda), \quad (11)$$

where the dictionary Q is initialized to be identical to D but is allowed to evolve independently during training. Even though the theoretical effects of this relaxation remain unclear, the dictionary Q can be interpreted as a learned preconditioner that accelerates training [22], [23]; see also the investigation in [6], [48], [49]. The ISTA algorithm corresponding to \tilde{S} is written as

$$\begin{aligned} & \widetilde{\text{ISTA}}_K(x; D, Q, \lambda) \\ & := \underbrace{\left(\tilde{S}(\cdot; x; D, Q, \lambda_K) \circ \dots \circ \tilde{S}(\cdot; x; D, Q, \lambda_1) \right)}_{K \text{ times}} (\alpha^{[0]}), \quad (12) \end{aligned}$$

where $\lambda_1, \dots, \lambda_K$ are the soft-thresholding parameters for each ISTA execution. Note that, in (12), the soft-thresholding parameters $\{\lambda_i\}_{i=1}^K$ depend on the execution step. As shown in [6], incorporating step-dependent soft-thresholding parameters can be beneficial. While [6] uses a homotopy continuation strategy to adjust these parameters we treat them as learnable parameters for simplicity.

With this formulation, we define the following regression loss:

$$\mathcal{L}(D_\theta, D_\gamma, \lambda) := \frac{1}{2M} \sum_{i=1}^M \|D_\gamma \alpha_{x_i} - y_i\|_2^2, \quad (13)$$

$$\text{where } \alpha_{x_i} = \widetilde{\text{ISTA}}_K(x_i; D_\theta, D_\kappa, \lambda).$$

In addition to the regression loss $\mathcal{L}(D_\theta, D_\gamma, \lambda)$, to stabilize training and enhance interpretability, we propose to incorporate a regularization loss. Note that, in the regression loss $\mathcal{L}(D_\theta, D_\gamma, \lambda)$ in (13), the input x is sparsified by the encoder dictionary D_γ and its untied adjoint D_κ . However, minimizing $\mathcal{L}(D_\theta, D_\gamma, \lambda)$ does not a priori ensure that the target images y can be sparsely represented by the decoder dictionary D_γ , which is nonetheless our sparse prior imposed on the input-target data pair in (7). We thus define the regularization loss $\mathcal{R}(D_\gamma)$, which encourages D_γ to sparsify the target images,

$$\mathcal{R}(D_\theta) := \frac{1}{2M} \sum_{i=1}^M \|D_\gamma \text{ISTA}_K(y_i; D_\gamma, \lambda) - y_i\|_2^2. \quad (14)$$

The regularization term $\mathcal{R}(D_\theta)$ is a consistency constraint that ensures that D_γ can be interpreted as a sparsifying dictionary, since we require that running ISTA on a target image y with respect to D_γ returns a sparse code $\text{ISTA}_K(y; D_\gamma, \lambda)$ that can be re-synthesized back to y . We later show empirically that this loss indeed stabilizes training.

With these relaxation and regularization techniques introduced, we optimize ISTA U-Net by minimizing a combination of the regression loss $\mathcal{L}(D_\theta, D_\gamma, \lambda)$ defined in (13) and the regularization loss $\mathcal{R}(D_\theta)$ defined in (14):

$$\underset{D_\theta, D_\gamma, \lambda > 0}{\text{minimize}} \quad \mathcal{L}(D_\theta, D_\gamma, \lambda) + \mathcal{R}(D_\theta). \quad (15)$$

F. Training the ISTA U-Net

Training the ISTA U-Net entails the following three steps:

- 1) **Dictionary initialization:** We randomly initialize the dictionary D_θ following PyTorch's default initialization; we initialize D_γ , and D_κ as identical copies of D_θ .
- 2) **Model forward pass:** For each input image x_i , we evaluate the model prediction $D_\gamma \alpha_{x_i}$ as in Equation (13). For ISTA executions, we initialize all sparse code $\alpha_x^{[0]}$ as a collection of all-zero tensors; the ISTA step-size parameter η is initialized as the inverse of the dominant eigenvalue of the matrix $D_\theta^\top D_\theta$, which can be approximated using by power iteration (Appendix B).
- 3) **Task-driven dictionary learning:** For a mini-batch of input-target pairs, solve the optimization problem in (15) with gradient descent.




Fig. 2: Reconstructions of a test sample from the Rain12 dataset.

	Rain12		Rain100L	
	PSNR	SSIM	PSNR	SSIM
LP [50]	32.02	0.91	29.11	0.88
DDN [51]	31.78	0.90	32.16	0.94
DSC [52]	30.02	0.87	24.16	0.87
JORDER [53]	33.92	0.95	36.61	0.97
PreNet [31]	36.69	0.96	37.10	0.98
LGM (single-scale CSC; [24])	35.46	0.95	34.07	0.96
ISTA U-Net (multiscale CSC; this work)	36.77	0.96	37.25	0.98

Table II: **Performance on the deraining test set.** Boldface indicates the best performance; second-best results are highlighted in gray. All results are collected from [31] and [24] except ISTA U-Net.

IV. EXPERIMENTS

We report the performance of ISTA U-Net on deraining, CT reconstruction, and MRI reconstruction tasks. The motivations for choosing these tasks are as follows. First, we note that single-scale CSC models have recently been applied to the deraining task, achieving performance slightly worse than state-of-the-art deep networks [24]; we thus aim to test the capability of our multiscale approach on the same task. We additionally choose CT and MRI reconstruction tasks as there exist challenging, large-scale, and up-to-date benchmark datasets for these tasks. Two such datasets that we use are the LoDoPaB-CT [54] and the fastMRI [55]. An additional strength of these two datasets is that the model evaluation process is carefully controlled: The evaluation on the challenge fold (for LoDoPaB-CT) or the test fold (for fastMRI) is restricted through an online submission portal with the ground truth hidden from the public. As a result, overfitting to these evaluation folds is difficult and quantitative comparisons are transparent.

Throughout this section, we use the ISTA U-Net architecture whose encoder and decoder dictionaries are displayed in Figure 1b and mathematically defined in Appendix A. Hyper-parameter choices for the experiments are provided in Appendix C. For each task, we use well-known CNN models

as baselines. We note that, for the CT and MRI reconstruction tasks, there are two major approaches to employ CNNs. In the first, *model-based* approach, one applies neural networks on raw measurement data (sinogram data in CT and k-space data in MRI) by embedding a task-dependent forward operator (the Radon transform for CT and the Fourier transform for MRI) into multiple layers or iterations of the network. Learning methods of this approach can be highly performant at the cost of being computationally expensive, especially during training, since one needs to apply the forward operator (and the adjoint of its derivative) repeatedly [56]. In the second, *model-free* approach, the (pseudoinverse of the) forward operator is used at most *once* during data preprocessing and is never used during subsequent supervised training. These preprocessed images contain imaging artifacts. During supervised learning, one applies a CNN directly on these preprocessed images. The proposed ISTA U-Net is in this sense a model-free approach and we compare it to model-free baselines. We note that in this case one does not need to know the forward operator at all. The leading model-free baseline CNN methods in this approach are typically U-Net variants tuned to the task at hand. For a more thorough comparison, we also implemented the original U-Net architecture proposed in [28] (schematically illustrated in Figure 1a) in these tasks as additional baselines.

While model-free approaches perform somewhat worse than model-based ones, our purpose here is to show that a general-purpose multiscale convolutional model can perform as well as convolutional neural networks *ceteris paribus*, rather than to propose state-of-the-art reconstruction algorithms for specific problems. This general-purpose approach further allows us to tackle structured denoising problems such as deraining where the forward operator is simply the identity.

A. Deraining

Image deraining aims to remove rain streaks from an image. Formally, a rainy image x is expressed as $x = y + s$, where y is a clean image and s is the rain streaks component. The goal is to reconstruct the clean image y based on the rainy image x . Recently, single-scale CSC models have been applied to the draining task [24]. Despite theoretical progress, these single-scale CSC models still fall short competing with leading deep learning models, as remarked in [24]. In this section, we demonstrate that our multiscale CSC model closes this performance gap.

Throughout this subsection, we follow the experiment setup of [24]. We use 200 clean and rainy image pairs as the training dataset. A rainy image is created by adding synthesized rain streaks to its clean version. We use two test sets, Rain12 [50] and Rain100L [53], to benchmark our results. Similar to [24], we train our model to restore rain streaks based on rainy images; a derained image is then the difference between a rainy image and the restored rain streaks. To be consistent with [24], [31], [53], the evaluation result is calculated after transforming the image into the luma component in the YCbCr domain using the software provided by [31]. Additional details of the experiment are provided in Appendix C.

We report the reconstruction performance in Table II and visualize the reconstruction results in Figure 2. Our multiscale convolutional dictionary approach matches or outperforms baseline methods. Notably, it improves upon the LGM method (the single-scale CSC approach of [24]) by a non-trivial margin.

B. CT reconstruction

Computed tomography (CT) aims to recover images from their sparse-view sinograms. We use the LoDoPaB-CT dataset [54] to benchmark our results. This dataset contains more than 40000 pairs of human chest CT images and their simulated low photon count measurements. The ground truth images of this dataset are human chest CT scans corresponding to the LIDC/IDRI dataset [57], cropped to 362×362 pixels. The low-dose projections are simulated using the default setting of [54].

To train our ISTA U-Net, we use the default dataset split as recommended in [54]: The dataset is divided into 35820 training samples, 3522 validation samples, 3553 test samples, and 3678 challenge samples. Here, the ground-truth samples from the challenge dataset are hidden from the public; the evaluation on this fold is performed through the online submission system of the LoDoPaB-CT challenge³.

We compare the reconstruction performance of ISTA U-Nets with five modern CNN baselines, namely CINN [58], U-Net++ [59], MS-D-CNN [60], U-Net [28], and LoDoPaB U-Net [54]; the LoDoPaB U-Net refers to a modified U-Net architecture tailored to the LoDoPaB-CT task. Figure 3 shows the reconstruction results of a test sample. In Table III, we quantitatively compare ISTA U-Net with two classic methods (FBP and TV) together with five CNN baseline methods mentioned above. As shown in Table III, ISTA U-Net outperforms all baselines.

C. MRI reconstruction

We further considered the task of accelerated magnetic resonance imaging (MRI) reconstruction using the fastMRI dataset [55] procured by Facebook and NYU. Specifically, we used the single-coil knee dataset with a 4-fold acceleration factor. This dataset contains 973 volumes or 34742 slices in the training set, 199 volumes or 7135 slices in the validation set, and 108 volumes or 3903 slices in the test set. The ground-truth images in the test set are not provided to the public and the evaluation must be made through the fastMRI online submission system⁴.

Following the training protocol of [55], we first transformed the undersampled k-space measurements into the image space using zero-filled Inverse Fast Fourier Transform (IFFT); we use the transformed images as input to ISTA U-Net and other CNN baselines. Consistent with previous work [55], we found that U-Net variants deliver exceptional performance on validation samples (Table IV). Remarkably, ISTA U-Net performs on-par with U-Net variants, yielding visually indistinguishable results (Figure 4). We next evaluate the U-Net and the ISTA U-Net on test samples through the fastMRI submission system. On the test data, the proposed ISTA U-Net produces results comparable to the best-performing U-Net result (fastMRI U-Net-256) provided by the fastMRI challenge organizer while having an order of magnitude fewer parameters (Table V).

D. Single-image super-resolution

We have additionally tested the ISTA U-Net on a standard super-resolution task, whose results are deferred to Appendix E. The goal of this task is to recover a high-resolution image from its degraded, low-resolution version. Unlike tasks such as CT and MRI reconstruction, in which the image degradation processes introduce long-range spatially correlated noise like streak artifacts, the blurring process in the super-resolution task is spatially local.

In this case, we do not observe a performance gain of using a multiscale model – either U-Net or ISTA U-Net – over state-of-the-art single-scale CSC models. Interestingly, ISTA U-Net outperforms the U-Net, but is up to 0.5 dB worse than single-scale CSC.

In subsection IV-E, we study this phenomenon by analyzing the sparse code yielded by ISTA U-Net. In the super-resolution tasks, the nonzeros in sparse codes are confined to high-resolution channels, or, equivalently, small filter supports

³<https://lodopab.grand-challenge.org/challenge/>

⁴<https://fastmri.org/>

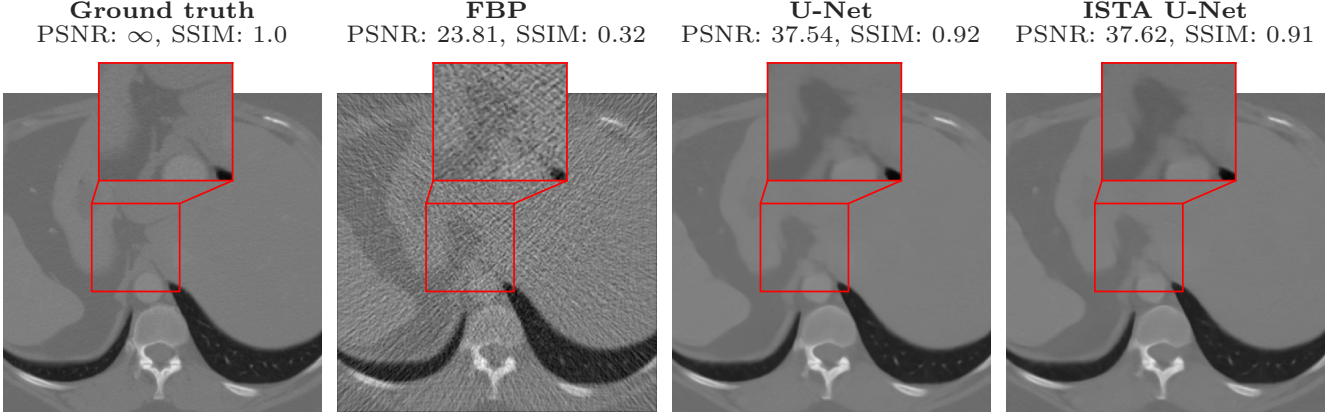


Fig. 3: Reconstructions of a test sample from the LoDoPaB-CT dataset.

	Number of parameters	PSNR	PSNR-FR	SSIM	SSIM-FR
FBP	-	30.19 ± 2.55	34.46 ± 2.18	0.727 ± 0.127	0.836 ± 0.085
TV	-	33.36 ± 2.74	37.63 ± 2.70	0.830 ± 0.121	0.903 ± 0.082
CINN	6.43M	35.54 ± 3.51	39.81 ± 3.48	0.854 ± 0.122	0.919 ± 0.081
U-Net++	9.17M	35.37 ± 3.36	39.64 ± 3.40	0.861 ± 0.119	0.923 ± 0.080
MS-D-CNN	181.31K	35.85 ± 3.60	40.12 ± 3.56	0.858 ± 0.122	0.921 ± 0.082
U-Net	31.04M	35.87 ± 3.59	40.14 ± 3.57	0.859 ± 0.121	0.922 ± 0.081
LoDoPaB U-Net	613.32K	36.00 ± 3.63	40.28 ± 3.59	0.862 ± 0.119	0.923 ± 0.079
ISTA U-Net	13.87M	36.06 ± 3.68	40.33 ± 3.64	0.862 ± 0.119	0.924 ± 0.079

Table III: Performance on the LoDoPaB-CT challenge set. All values are taken from the official challenge leaderboard.

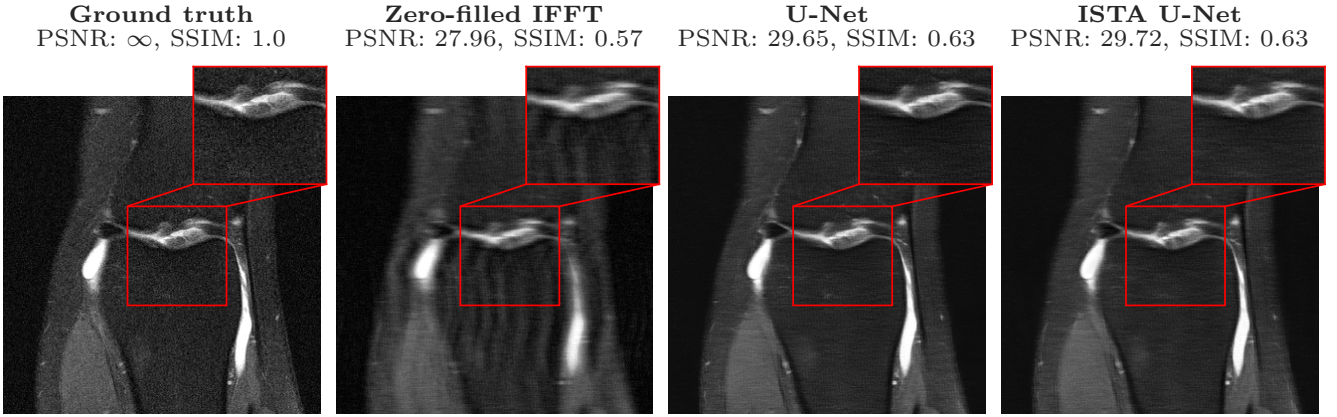


Fig. 4: Reconstructions of a test sample from the fastMRI single-coil knee dataset.

which only leverage local information. This is well aligned with the intuition that the blurring forward operator mixes information only locally.

It suggests that the right strategy is to use a large number of small-support filters just like CSC does, instead of “wasting” trainable parameters on unused large scales. We similarly find that a single-scale CSC model works better than ISTA U-Net on a denoising (Gaussian noise removal) task. Together, these findings suggest that multiscale features are no panacea for imaging inverse problems; the configuration of scales needs

to resonate with the task-dependent forward operator that we aim to invert.

E. Probing multiscale dictionary-based representations

Thus far, we have shown that our proposed multiscale CSC approach, dubbed ISTA U-Net, performs comparably to state-of-the-art CNNs in a range of imaging inverse problems. This is noteworthy, as the strong performance is achieved simply by employing a multiscale dictionary – as opposed to a single-scale one – in an otherwise standard CSC paradigm. The

		Number of parameters		NMSE		PSNR		SSIM	
				PD	PDFS	PD	PDFS	PD	PDFS
TV	-			0.0287	0.0900	31.4	27.7	0.645	0.494
U-Net	31.04M			0.0161	0.0538	33.8	29.9	0.809	0.631
fastMRI U-Net-256	214.16M			0.0154	0.0525	34.0	30.0	0.815	0.636
ISTA U-Net	13.87M			0.0156	0.0526	34.0	30.0	0.812	0.631

Table IV: **Performance on fastMRI single-coil knee validation data.** Results are collected from [55] except U-Net and ISTA U-Net. The fastMRI U-Net-32 model refers to a U-Net variant defined in [55] whose output after the first convolution has 32 channels. Other models are defined similarly.

		Number of parameters		NMSE		PSNR		SSIM	
				PD	PDFS	PD	PDFS	PD	PDFS
Zero-filled IFFT	-			0.0266	0.0597	32.0	29.2	0.7765	0.6045
TV	-			0.0221	0.0716	33.1	28.5	0.7036	0.5096
U-Net	31.04M			0.0130	0.0430	35.3	30.6	0.8513	0.6626
fastMRI U-Net-256	214.16M			0.0115	0.0414	35.9	30.8	0.8618	0.6680
ISTA U-Net	13.87M			0.0126	0.0421	35.5	30.7	0.8541	0.6631

Table V: **Performance on single-coil knee test data.** Results are collected from the fastMRI public leaderboard.

strong performance suggests the usefulness of the multiscale representation. We now analyze our learned dictionaries and their induced sparse representations.

a) Visualizing dictionary atoms: We visualize dictionary atoms in the decoder dictionary D_γ of the ISTA U-Net since we are concerned with the image synthesis process. Concretely, to extract a dictionary atom, we first prepare an *indicator code* δ , which is a collection of multichannel tensors that takes a value 1 at a certain entry and 0 elsewhere; a dictionary atom corresponds to that entry is computed as $D_\gamma \delta$. Note that, different positions of the nonzero entry may give rise to atoms of different support sizes. This can be seen in Figure 1a: The indicator code is illustrated as the gray boxes; depending on the gray box the nonzero entry resides in, the sparse code activates different receptive fields under composite convolutions and transposed convolutions. If the nonzero entry resides in the top-most box, then the support of the atom is 3 as it undergoes only a single 3×3 convolution; if the nonzero entry is in one of the lower boxes, the support of the atom is larger as the code undergoes multiple convolutions and one or more transposed convolutions.

In Figure 5, we show samples of multiscale atoms of varying sizes – we crop these atoms to only show their nonzero support regions. As can be seen in Figure 5b-d, the learned dictionaries contain Gabor-like or curvelet-like atoms with different spatial widths, resolutions, and orientations. Thus the learned dictionaries indeed exploit multiscale features. For comparison, we also show a randomly initialized dictionary (Figure 5a). Unlike a learned dictionary, a random dictionary does not exhibit structures in atoms. Using a similar visualization technique, we also probe the multiscale representations learned by U-Nets in Appendix D.

b) Sparsity levels of representations: We anticipate that the trained dictionaries induce different sparsity levels at

different resolution levels in a task-dependent manner: More non-zeros associated with large-support atoms are useful when imaging artifacts have long-range correlations (e.g., streak artifacts in CT) than when the artifacts are localized (e.g., deraining or super-resolution).

Figure 6 shows the sparsity levels across tasks, both before and after dictionary learning. We observe that, prior to any learning, the sparsity levels induced by randomly initialized dictionaries (grey bars) are approximately uniform across scales. After learning, the sparsity levels of feature maps differentiate in a task-dependent way (orange bars in all panels). This task-dependent differentiation suggests the usefulness of multiscale representations – the learned sparsity levels are neither collapsed to a single scale nor remain uniform across spatial scales; instead, they are weighted and combined across scales in a problem-dependent way. A curious effect of multiscale learning arises in super-resolution (panel d): the activations are nonzero *only in high-resolution features* (“Up-2”, “Up-3”, and “Up-4”), corroborating the intuition that low-resolution features are not important for this task. Additionally, comparing the “Middle” bars across panels, we see that CT and MRI reconstruction tasks indeed use more nonzero coefficients on large-support atoms than tasks such as deraining and super-resolution.

F. Regularizing the decoder dictionary

In Section III-E, we proposed the regularization term $\mathcal{R}(D_\theta)$ (14) which encourages the decoder dictionary D_θ to sparsely represent target images and reflects our dictionary-based sparsity prior (7). In this subsection, we empirically study its effect.

Figure 7 shows the comparison of two ISTA U-Nets trained with and without regularization under an otherwise identical

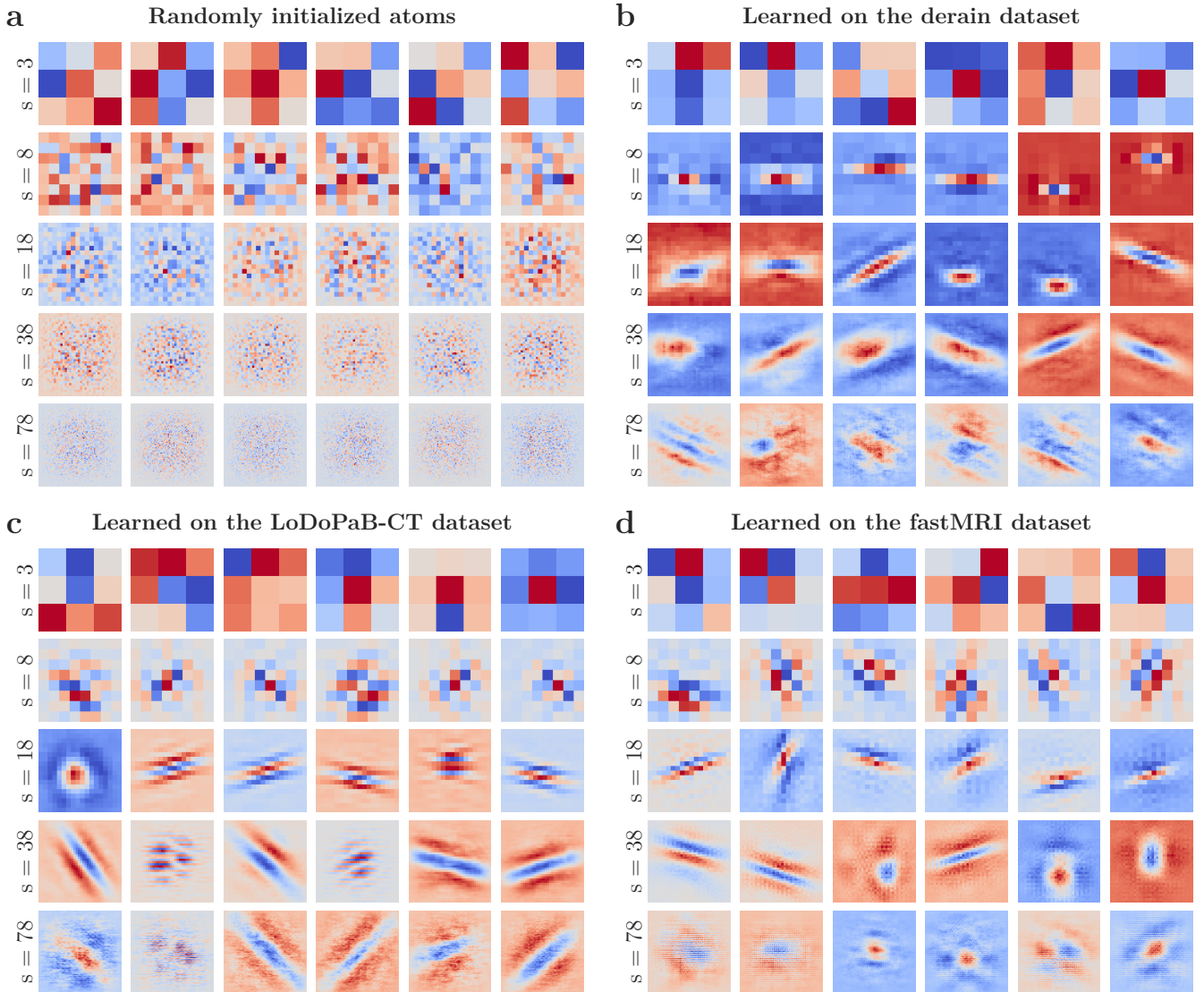


Fig. 5: Atoms in a randomly initialized (panel a) and learned decoder dictionary based on the derain dataset (panel b), LoDoPaB-CT (panel c) and fastMRI (panel d) dataset. For all panels, each row corresponds to a support size (denoted by s) of atoms. Top rows are atoms that have a small support size; bottom rows are atoms that have a large support size. In each row, atoms are displayed in a sorted order of decreasing ℓ_2 norm; for the visualization purpose, they are normalized into the range $[-1, 1]$.

training setup. We see that, when trained with the regularization term, the model’s generalization loss attains lower values (green curve) in comparison with the same model trained without the regularization term (red curve). This empirically verifies the usefulness of the regularization term, which exploits the dictionary-based sparsity prior of images.

V. DISCUSSION

The CSC paradigm provides a natural connection between sparse modeling and CNNs. Despite being mathematical principled, existing CSC models still fall short competing with CNNs in terms of empirical performance on challenging inverse problems. In this work, we report one simple and effective way to close the performance gap between CSC and

CNN models: incorporating a multiscale structure in the CSC dictionaries. Crucial to our approach is the structure of our constructed multiscale dictionary: It takes inspiration from and closely follows the highly successful U-Net model. We show that the constructed multiscale dictionary performs on par with leading CNNs in major imaging inverse problems. These results suggest a strong link between dictionary learning and CNNs – in both cases, multiscale structures are essential ingredients.

Beyond empirical performance, we believe that the interpretability of the proposed ISTA U-Net is showing the way towards an interpretable deep learning model. An interpretable model consists of components whose objectives and functionality have nominal values. The ISTA U-Net fulfills this desideratum by incorporating two modules with well-

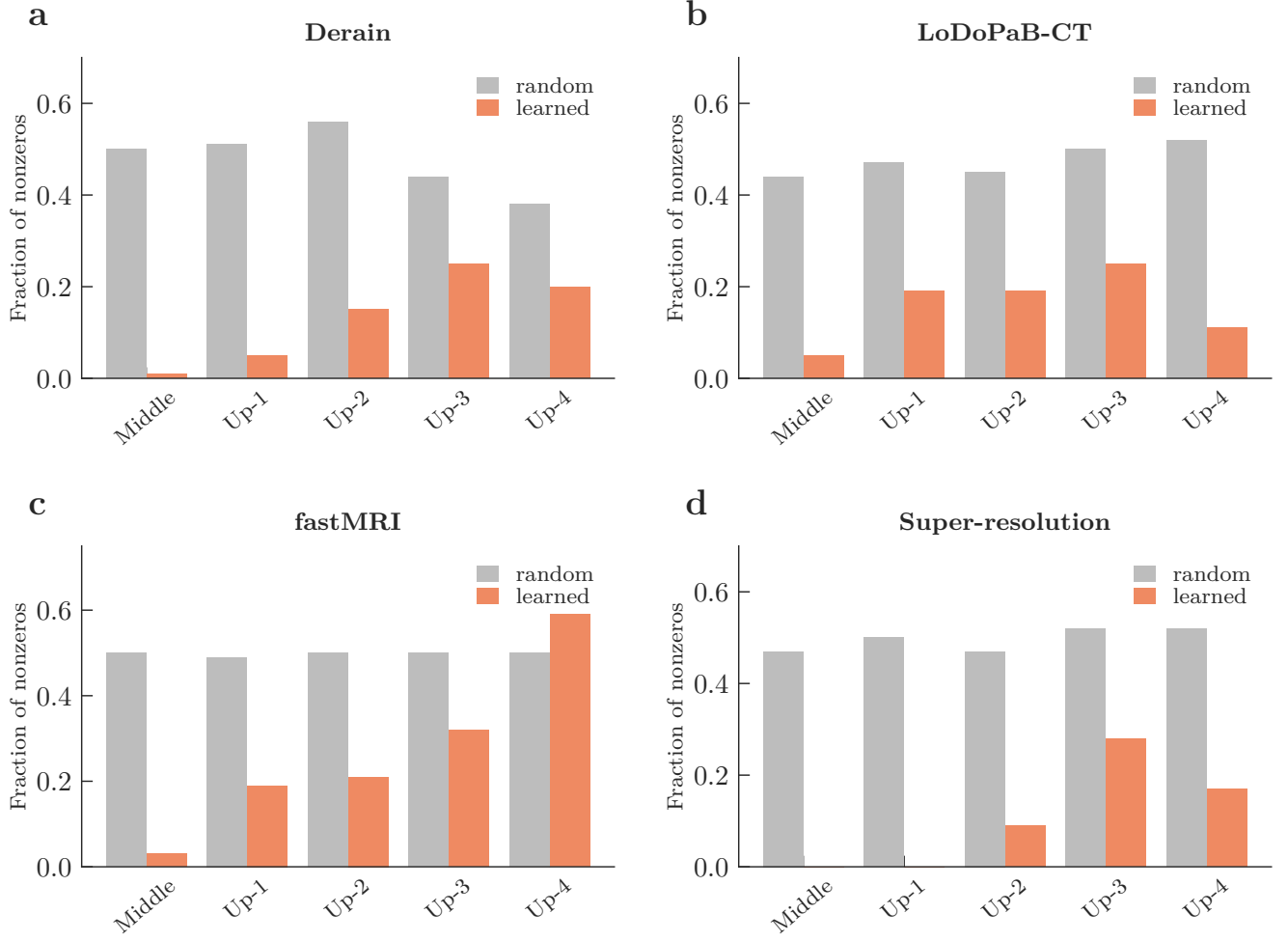


Fig. 6: **Sparsity of dictionary-induced convolutional features maps.** Each bar corresponds to the sparsity level of a feature map tensor from the “deepest” activations corresponding to large-support atoms (“Middle”) to the “shallowest” activations corresponding to small-support atoms (“Up-4”).



Fig. 7: **Validation MSE of ISTA U-Nets trained with and without regularization $\mathcal{R}(D_\theta)$ on the fastMRI dataset.**

Overall, our work demonstrates the effectiveness and scalability of CSC models on imaging inverse problems. While deep neural networks are profoundly influencing image reconstruction, our work shows promise in a different direction: the principles of sparsity and multiscale representation developed decades ago are still useful in designing performant, parameter-efficient, and interpretable architectures that push the current limits of machine learning for imaging inverse problems.

ACKNOWLEDGMENTS

We thank Johannes Leuschner for helpful discussions regarding the LoDoPaB-CT dataset. Numerical experiments were partly performed at the sciCORE (<http://scicore.unibas.ch/>) scientific computing center at the University of Basel.

understood objectives, one implementing sparse coding and the other dictionary-based synthesis.

REFERENCES

- [1] J. Mairal, P. Koniusz, Z. Harchaoui, and C. Schmid, "Convolutional kernel networks," in *Proceedings of Neural Information Processing Systems (NeurIPS)*, 2020. 1
- [2] J. Mairal, "End-to-end kernel learning with supervised convolutional kernel networks," in *Proceedings of Neural Information Processing Systems (NeurIPS)*, 2016. 1
- [3] A. Bietti and J. Mairal, "Group invariance, stability to deformations, and complexity of deep convolutional representations," *Journal of Machine Learning Research*, vol. 20, no. 25, pp. 1–49, 2019. 1
- [4] S. Mallat, "Group invariant scattering," *Communications on Pure and Applied Mathematics*, vol. 65, no. 10, pp. 1331–1398, 2012. 1
- [5] J. Bruna and S. Mallat, "Invariant scattering convolution networks," *IEEE Transactions on Pattern Analysis and Machine Intelligence*, vol. 35, no. 8, pp. 1872–1886, 2013. 1
- [6] J. Zarka, L. Thiry, T. Angles, and S. Mallat, "Deep network classification by scattering and homotopy dictionary learning," in *International Conference on Learning Representations (ICLR)*, 2020. 1, 5
- [7] J. Zarka, F. Guth, and S. Mallat, "Separation and concentration in deep networks," in *International Conference on Learning Representations (ICLR)*, 2021. 1
- [8] V. Pappas, Y. Romano, and M. Elad, "Convolutional neural networks analyzed via convolutional sparse coding," *Journal of Machine Learning Research*, vol. 18, no. 83, pp. 1–52, 2017. 1, 3
- [9] V. Pappas, Y. Romano, J. Sulam, and M. Elad, "Theoretical foundations of deep learning via sparse representations: A multilayer sparse model and its connection to convolutional neural networks," *IEEE Signal Processing Magazine*, vol. 35, no. 4, pp. 72–89, 2018. 1
- [10] D. Simon and M. Elad, "Rethinking the CSC model for natural images," in *Proceedings of Neural Information Processing Systems (NeurIPS)*, vol. 32, 2019. 1, 5
- [11] E. Zisselman, J. Sulam, and M. Elad, "A local block coordinate descent algorithm for the CSC model," in *2019 IEEE/CVF Conference on Computer Vision and Pattern Recognition (CVPR)*, 2019, pp. 8200–8209. 1
- [12] I. Rey-Otero, J. Sulam, and M. Elad, "Variations on the convolutional sparse coding model," *IEEE Transactions on Signal Processing*, vol. 68, pp. 519–528, 2020. 1
- [13] N. Chodosh and S. Lucey, "When to use convolutional neural networks for inverse problems," in *2020 IEEE/CVF Conference on Computer Vision and Pattern Recognition (CVPR)*, 2020, pp. 8223–8232. 1
- [14] B. Tolooshams, A. H. Song, S. Temereanca, and D. E. Ba, "Convolutional dictionary learning based auto-encoders for natural exponential-family distributions," in *Proceedings of the 37th International Conference on Machine Learning (ICML)*, 2020. 1
- [15] P. V. Arun, K. M. Buddhiraju, A. Porwal, and J. Chanussot, "CNN-based super-resolution of hyperspectral images," *IEEE Transactions on Geoscience and Remote Sensing*, vol. 58, no. 9, pp. 6106–6121, 2020. 1
- [16] J.-J. Huang and P. L. Dragotti, "Learning deep analysis dictionaries for image super-resolution," *IEEE Transactions on Signal Processing*, vol. 68, pp. 6633–6648, 2020. 1
- [17] S. Mallat, "A theory for multiresolution signal decomposition: the wavelet representation," *IEEE Transactions on Pattern Analysis and Machine Intelligence*, vol. 11, no. 7, pp. 674–693, 1989. 1
- [18] E. J. Candès and D. L. Donoho, "New tight frames of curvelets and optimal representations of objects with piecewise C^2 singularities," *Communications on Pure and Applied Mathematics*, vol. 57, no. 2, pp. 219–266, 2004. 1, 2
- [19] J.-L. Starck, E. Candès, and D. Donoho, "The curvelet transform for image denoising," *IEEE Transactions on Image Processing*, vol. 11, no. 6, pp. 670–684, 2002. 1
- [20] J. Mairal, G. Sapiro, and M. Elad, "Learning multiscale sparse representations for image and video restoration," *Multiscale Modeling & Simulation*, vol. 7, no. 1, pp. 214–241, 2008. 1
- [21] B. Ophir, M. Lustig, and M. Elad, "Multi-scale dictionary learning using wavelets," *IEEE Journal of Selected Topics in Signal Processing*, vol. 5, no. 5, pp. 1014–1024, 2011. 1
- [22] B. Lecouat, J. Ponce, and J. Mairal, "Fully trainable and interpretable non-local sparse models for image restoration," in *European Conference on Computer Vision (ECCV) 2020*, 2020. 1, 5
- [23] —, "A flexible framework for designing trainable priors with adaptive smoothing and game encoding," in *Proceedings of Neural Information Processing Systems (NeurIPS)*, 2020. 1, 5
- [24] R. Khatib, D. Simon, and M. Elad, "Learned greedy method (LGM): A novel neural architecture for sparse coding and beyond," *Journal of Visual Communication and Image Representation*, vol. 77, p. 103095, 2021. 1, 2, 6, 7
- [25] M. Scetbon, M. Elad, and P. Milanfar, "Deep K-SVD denoising," *IEEE Transactions on Image Processing*, vol. 30, pp. 5944–5955, 2021. 1
- [26] M. Li, Q. Xie, Q. Zhao, W. Wei, S. Gu, J. Tao, and D. Meng, "Video rain streak removal by multiscale convolutional sparse coding," in *2018 IEEE/CVF Conference on Computer Vision and Pattern Recognition*, 2018, pp. 6644–6653. 1, 3
- [27] H. Chang, J. Han, C. Zhong, A. M. Snijders, and J.-H. Mao, "Unsupervised transfer learning via multi-scale convolutional sparse coding for biomedical applications," *IEEE Transactions on Pattern Analysis and Machine Intelligence*, vol. 40, no. 5, pp. 1182–1194, 2018. 1, 3
- [28] O. Ronneberger, P. Fischer, and T. Brox, "U-net: Convolutional networks for biomedical image segmentation," in *Medical Image Computing and Computer-Assisted Intervention – MICCAI 2015*, N. Navab, J. Hornegger, W. M. Wells, and A. F. Frangi, Eds. Springer International Publishing, 2015, pp. 234–241. 1, 3, 6, 7
- [29] T. Falk, D. Mai, R. Bensch, Ö. Çiçek, A. Abdulkadir, Y. Marrakchi, A. Böhm, J. Deubner, Z. Jäckel, K. Seiwald, A. Dovzhenko, O. Tietz, C. Dal Bosco, S. Walsh, D. Saltukoglu, T. L. Tay, M. Prinz, K. Palme, M. Simons, I. Diester, T. Brox, and O. Ronneberger, "U-net: deep learning for cell counting, detection, and morphometry," *Nature Methods*, vol. 16, no. 1, pp. 67–70, Jan 2019. 1, 3
- [30] Z. Zhou, M. M. R. Siddiquee, N. Tajbakhsh, and J. Liang, "Unet++: Redesigning skip connections to exploit multiscale features in image segmentation," *IEEE Transactions on Medical Imaging*, vol. 39, no. 6, pp. 1856–1867, June 2020. 1, 3
- [31] D. Ren, W. Zuo, Q. Hu, P. Zhu, and D. Meng, "Progressive image deraining networks: A better and simpler baseline," in *2019 IEEE/CVF Conference on Computer Vision and Pattern Recognition (CVPR)*, 2019, pp. 3932–3941. 2, 6, 7
- [32] G. Beylkin, R. Coifman, and V. Rokhlin, "Fast wavelet transforms and numerical algorithms i," *Communications on Pure and Applied Mathematics*, vol. 44, pp. 141–183, 1991. 2
- [33] A. M. Bruckstein, D. L. Donoho, and M. Elad, "From sparse solutions of systems of equations to sparse modeling of signals and images," *SIAM review*, vol. 51, no. 1, pp. 34–81, 2009. 2
- [34] M. Lustig, D. L. Donoho, J. M. Santos, and J. M. Pauly, "Compressed sensing MRI," *IEEE signal processing magazine*, vol. 25, no. 2, pp. 72–82, 2008. 2
- [35] J. Charlety, S. Voronin, G. Nolet, I. Loris, F. J. Simons, K. Sigloch, and I. C. Daubechies, "Global seismic tomography with sparsity constraints: Comparison with smoothing and damping regularization," *Journal of Geophysical Research: Solid Earth*, vol. 118, no. 9, pp. 4887–4899, 2013. 2
- [36] H. Liebgott, R. Prost, and D. Friboulet, "Pre-beamformed RF signal reconstruction in medical ultrasound using compressive sensing," *Ultrasonics*, vol. 53, no. 2, pp. 525 – 533, 2013. 2
- [37] C. Chen and D. Donoho, "Basis pursuit," in *Proceedings of 1994 28th Asilomar Conference on Signals, Systems and Computers*, vol. 1, 1994, pp. 41–44 vol.1. 2
- [38] R. Tibshirani, "Regression shrinkage and selection via the Lasso," *Journal of the Royal Statistical Society: Series B (Methodological)*, vol. 58, no. 1, pp. 267–288, 1996. 2
- [39] I. Daubechies, M. Defrise, and C. D. Mol, "An iterative thresholding algorithm for linear inverse problems with a sparsity constraint," *Communications on Pure and Applied Mathematics*, vol. 57, no. 11, pp. 1413–1457, 2004. 2
- [40] J. Mairal, F. Bach, and J. Ponce, "Task-driven dictionary learning," *IEEE Transactions on Pattern Analysis and Machine Intelligence*, vol. 34, no. 4, p. 791–804, April 2012. 2
- [41] J. Yang, J. Wright, T. S. Huang, and Y. Ma, "Image super-resolution via sparse representation," *IEEE Transactions on Image Processing*, vol. 19, no. 11, pp. 2861–2873, 2010. 3, 16
- [42] H. Bristow, A. Eriksson, and S. Lucey, "Fast convolutional sparse coding," in *2013 IEEE Conference on Computer Vision and Pattern Recognition*, 2013, pp. 391–398. 3
- [43] C. Etmann, R. Ke, and C.-B. Schönlieb, "iunets: Learnable invertible up- and downsampling for large-scale inverse problems," in *2020 IEEE 30th International Workshop on Machine Learning for Signal Processing (MLSP)*, 2020, pp. 1–6. 3
- [44] J. C. Ye, Y. Han, and E. Cha, "Deep convolutional framelets: A general deep learning framework for inverse problems," *SIAM Journal on Imaging Sciences*, vol. 11, no. 2, pp. 991–1048, 2018. 3

- [45] Y. Han and J. C. Ye, "Framing U-Net via deep convolutional framelets: Application to sparse-view CT," *IEEE Transactions on Medical Imaging*, vol. 37, no. 6, pp. 1418–1429, 2018. 3
- [46] J. C. Ye and W. K. Sung, "Understanding geometry of encoder-decoder CNNs," in *Proceedings of the 36th International Conference on Machine Learning, ICML*, C. Chaudhuri and S. Ruslan, Eds., 2019. 3
- [47] R. Yin, T. Gao, Y. M. Lu, and I. Daubechies, "A tale of two bases: Local-nonlocal regularization on image patches with convolution framelets," *SIAM Journal on Imaging Sciences*, vol. 10, no. 2, pp. 711–750, 2017. 3
- [48] T. Moreau and J. Bruna, "Understanding trainable sparse coding with matrix factorization," in *International Conference on Learning Representations (ICLR)*, 2017. 5
- [49] J. Liu, X. Chen, Z. Wang, and W. Yin, "ALISTA: Analytic weights are as good as learned weights in LISTA," in *International Conference on Learning Representations (ICLR)*, 2019. 5
- [50] Y. Li, R. T. Tan, X. Guo, J. Lu, and M. S. Brown, "Rain streak removal using layer priors," in *2016 IEEE Conference on Computer Vision and Pattern Recognition (CVPR)*, 2016, pp. 2736–2744. 6, 7
- [51] X. Fu, J. Huang, D. Zeng, Y. Huang, X. Ding, and J. Paisley, "Removing rain from single images via a deep detail network," in *2017 IEEE Conference on Computer Vision and Pattern Recognition (CVPR)*, 2017, pp. 1715–1723. 6
- [52] Y. Luo, Y. Xu, and H. Ji, "Removing rain from a single image via discriminative sparse coding," in *2015 IEEE International Conference on Computer Vision (ICCV)*, 2015, pp. 3397–3405. 6
- [53] W. Yang, R. T. Tan, J. Feng, Z. Guo, S. Yan, and J. Liu, "Joint rain detection and removal from a single image with contextualized deep networks," *IEEE Transactions on Pattern Analysis and Machine Intelligence*, vol. 42, no. 6, pp. 1377–1393, 2020. 6, 7
- [54] J. Leuschner, M. Schmidt, D. O. Bager, and P. Maass, "LoDoPaB-CT, a benchmark dataset for low-dose computed tomography reconstruction," *Scientific Data*, vol. 8, no. 1, p. 109, Apr 2021. 6, 7
- [55] J. Zbontar, F. Knoll, A. Sriram, M. J. Muckley, M. Bruno, A. Defazio, M. Parente, K. J. Geras, J. Katsnelson, H. Chandarana, Z. Zhang, M. Drozdal, A. R., M. Rabbat, P. Vincent, J. Pinkerton, D. Wang, N. Yakubova, E. Owens, C. L. Zitnick, M. P. Recht, D. K. Sodickson, and Y. W. Lui, "fastMRI: An open dataset and benchmarks for accelerated MRI," *ArXiv e-prints*, 2018. 6, 7, 9
- [56] J. Leuschner, M. Schmidt, P. S. Ganguly, V. Andriashen, S. B. Coban, A. Denker, D. Bauer, A. Hadjifaradji, K. J. Batenburg, P. Maass, and M. van Eijnatten, "Quantitative comparison of deep learning-based image reconstruction methods for low-dose and sparse-angle CT applications," *Journal of Imaging*, vol. 7, no. 3, 2021. 6
- [57] S. G. Armato, G. McLennan, L. Bidaut, M. F. McNitt-Gray, C. R. Meyer, A. P. Reeves, B. Zhao, D. R. Aberle, C. I. Henschke, E. A. Hoffman, E. A. Kazerooni, H. MacMahon, E. J. Van Beek, D. Yankelevitz, A. M. Biancardi, P. H. Bland, M. S. Brown, R. M. Engelmann, G. E. Laderach, D. Max, R. C. Pais, D. P. Qing, R. Y. Roberts, A. R. Smith, A. Starkey, P. Batrah, P. Caligiuri, A. Farooqi, G. W. Gladish, C. M. Jude, R. F. Munden, I. Petkovska, L. E. Quint, L. H. Schwartz, B. Sundaram, L. E. Dodd, C. Fenimore, D. Gur, N. Petrick, J. Freymann, J. Kirby, B. Hughes, A. V. Castele, S. Gupte, M. Sallamm, M. D. Heath, M. H. Kuhn, E. Dharaiya, R. Burns, D. S. Fryd, M. Salganicoff, V. Anand, U. Shreter, S. Vastagh, and B. Y. Croft, "Med PhysThe Lung Image Database Consortium (LIDC) and Image Database Resource Initiative (IDRI): a completed reference database of lung nodules on CT scans," *Med Phys*, vol. 38, no. 2, pp. 915–931, Feb 2011. 7
- [58] A. Denker, M. Schmidt, J. Leuschner, P. Maass, and J. Behrmann, "Conditional normalizing flows for low-dose computed tomography image reconstruction," *ArXiv e-prints*, 2020. 7
- [59] Z. Zhou, M. M. Rahman Siddiquee, N. Tajbakhsh, and J. Liang, "UNet++: A nested U-Net architecture for medical image segmentation," in *Deep Learning in Medical Image Analysis and Multimodal Learning for Clinical Decision Support*, D. Stoyanov, Z. Taylor, G. Carneiro, T. Syeda-Mahmood, A. Martel, L. Maier-Hein, J. M. R. Tavares, A. Bradley, J. P. Papa, V. Belagiannis, J. C. Nascimento, Z. Lu, S. Conjeti, M. Moradi, H. Greenspan, and A. Madabhushi, Eds. Cham: Springer International Publishing, 2018, pp. 3–11. 7
- [60] D. M. Pelt, K. J. Batenburg, and J. A. Sethian, "Improving tomographic reconstruction from limited data using mixed-scale dense convolutional neural networks," *Journal of Imaging*, vol. 4, no. 11, 2018. 7
- [61] S. Gu, W. Zuo, Q. Xie, D. Meng, X. Feng, and L. Zhang, "Convolutional sparse coding for image super-resolution," in *2015 IEEE International Conference on Computer Vision (ICCV)*, 2015, pp. 1823–1831. 15, 16
- [62] J. He, L. Yu, Z. Liu, and W. Yang, "Image super-resolution by learning weighted convolutional sparse coding," *Signal, Image and Video Processing*, vol. 15, no. 5, pp. 967–975, Jul 2021. 15, 16
- [63] S. Schuler, C. Leistner, and H. Bischof, "Fast and accurate image upscaling with super-resolution forests," in *2015 IEEE Conference on Computer Vision and Pattern Recognition (CVPR)*, 2015, pp. 3791–3799. 15
- [64] J. Kim, J. K. Lee, and K. M. Lee, "Accurate image super-resolution using very deep convolutional networks," in *2016 IEEE Conference on Computer Vision and Pattern Recognition (CVPR)*, 2016, pp. 1646–1654. 15
- [65] W. Lai, J. Huang, N. Ahuja, and M. Yang, "Deep laplacian pyramid networks for fast and accurate super-resolution," in *IEEE Conference on Computer Vision and Pattern Recognition*, 2017. 15
- [66] E. Agustsson and R. Timofte, "Ntire 2017 challenge on single image super-resolution: Dataset and study," in *The IEEE Conference on Computer Vision and Pattern Recognition (CVPR) Workshops*, July 2017. 16
- [67] R. Zeyde, M. Elad, and M. Protter, "On single image scale-up using sparse-representations," in *Proceedings of the 7th International Conference on Curves and Surfaces*. Berlin, Heidelberg: Springer-Verlag, 2010, p. 711–730. 16
- [68] M. Bevilacqua, A. Roumy, C. Guillemot, and M. Morel, "Low-complexity single-image super-resolution based on nonnegative neighbor embedding," in *Proceedings of the British Machine Vision Conference*. BMVA Press, 2012, pp. 135.1–135.10. 16
- [69] D. Martin, C. Fowlkes, D. Tal, and J. Malik, "A database of human segmented natural images and its application to evaluating segmentation algorithms and measuring ecological statistics," in *Proceedings of the 8th International Conference on Computer Vision*, vol. 2, July 2001, pp. 416–423. 16
- [70] J.-B. Huang, A. Singh, and N. Ahuja, "Single image super-resolution from transformed self-exemplars," in *Proceedings of the IEEE Conference on Computer Vision and Pattern Recognition*, 2015, pp. 5197–5206. 16
- [71] R. Timofte, V. D. Smet, and L. V. Gool, "A+: Adjusted anchored neighborhood regression for fast super-resolution," in *Computer Vision – ACCV 2014*, D. Cremers, I. Reid, H. Saito, and M. Yang, Eds. Springer International Publishing, 2015, pp. 111–126. 16

APPENDIX A

THE DEFINITION OF THE DECODER DICTIONARY

In the main text, we illustrate the architecture of a U-Net (Figure 1a) and the corresponding ISTA U-Net decoder dictionary (Figure 1b). Loosely speaking, the decoder dictionary is the decoding branch of a standard U-Net with all ReLU activations, batch normalization, and some convolution operations removed. Here we provide a formal definition of the decoder dictionary. While in the main text we assume for simplicity that signals are 1D vectors, in this section we represent RGB images as multichannel tensors. To that end, we first consider single-input single-output (SISO) operations whose input and output are 2D signals having a single channel. We follow by considering multiple-input multiple-output (MIMO) operations whose input and output are 3D tensors having multiple channels.

A. SISO convolution and transposed convolution

Let $\xi \in \mathbb{R}^{H \times W}$ be a 2D signal with height H and width W . We regard ξ as a function defined on the discrete domain $\{1, \dots, H\} \times \{1, \dots, W\}$. With standard zero padding, we extend the domain of ξ to $\mathbb{Z} \times \mathbb{Z}$. The notation $\xi[i, j]$ represents the value of the function ξ at the coordinate (i, j) .

B. SISO convolution

Given a 2D signal $\xi \in \mathbb{R}^{H \times W}$ and parameters (filter weights, filter impulse response) $w \in \mathbb{R}^{3 \times 3}$, the convolution of ξ and w is defined as

$$(w * \xi)[i, j] = \sum_{p=-1}^1 \sum_{q=-1}^1 \xi[i+p, j+q] \cdot w[p, q]. \quad (16)$$

C. SISO transposed convolution

A transposed convolution in the U-Net consists of a bed-of-nails upsampling by a factor of two followed by a 2-by-2 convolution with an interpolating filter. The bed-of-nails upsampling interleaves zeros between samples, which can be written as $\xi \otimes \begin{bmatrix} 0 & 0 \\ 0 & 1 \end{bmatrix}$ with \otimes denoting the Kronecker product. The 2-by-2 convolution between the filter $v \in \mathbb{R}^{2 \times 2}$ and signal $\xi \in \mathbb{R}^{H \times W}$ is written as

$$(v \circledast \xi)[i, j] = \sum_{p=0}^1 \sum_{q=0}^1 \xi[i+p, j+q] \cdot v[p, q]. \quad (17)$$

Putting these together, we have the following definition for a transposed convolution.

Definition 1. A transposed convolution \mathcal{U}_v parameterized by the convolutional filter $v \in \mathbb{R}^{2 \times 2}$ is a map defined by

$$\begin{aligned} \mathcal{U}_v: \mathbb{R}^{n \times n} &\rightarrow \mathbb{R}^{2n \times 2n} \\ \xi &\mapsto v \circledast (\xi \otimes \begin{bmatrix} 0 & 0 \\ 0 & 1 \end{bmatrix}). \end{aligned}$$

The following technical result simplifies the upsampling calculation.

Proposition 1. Let $v \in \mathbb{R}^{2 \times 2}$ be a matrix and let \bar{v} be its vertically and horizontally flipped version, i.e., $\bar{v}[i, j] = v[3-i, 3-j]$ for $(i, j) \in \{1, 2\} \times \{1, 2\}$. Let $\xi \in \mathbb{R}^{n \times n}$ be a matrix with dimension $n \geq 2$. Then the following equation holds:

$$\mathcal{U}_v(\xi) = \xi \otimes \bar{v}. \quad (18)$$

Proof. Observe that the result of LHS and RHS are both $2n$ -by- $2n$ matrices, each composed of $n \times n$ number of 2-by-2 submatrices. It is enough to show that each 2-by-2 sub-matrix of the LHS equals that of the RHS if they have the same position indices.

We first expand the RHS. By definition of Kronecker product, we have

$$\xi \otimes \bar{v} = \begin{bmatrix} \xi[1, 1]\bar{v} & \cdots & \xi[1, n]\bar{v} \\ \vdots & \ddots & \vdots \\ \xi[n, 1]\bar{v} & \cdots & \xi[n, n]\bar{v} \end{bmatrix} \in \mathbb{R}^{2n \times 2n},$$

where the (i, j) -th 2-by-2 sub-matrix of $\xi \otimes \bar{v}$ has the form

$$\xi[i, j]\bar{v} = \begin{bmatrix} \xi[i, j] \cdot v[2, 2] & \xi[i, j] \cdot v[2, 1] \\ \xi[i, j] \cdot v[1, 2] & \xi[i, j] \cdot v[1, 1] \end{bmatrix}, \quad (19)$$

for each $(i, j) \in \{1, \dots, n\} \times \{1, \dots, n\}$.

For the LHS, we have $\mathcal{U}_v(\xi) = v \circledast (\xi \otimes \begin{bmatrix} 0 & 0 \\ 0 & 1 \end{bmatrix})$ by definition. Writing out the Kronecker product, we see that the (i, j) -th 2-by-2 submatrix of the LHS has the form

$$v \circledast \begin{bmatrix} 0 & 0 & 0 \\ 0 & \xi[i, j] & 0 \\ 0 & 0 & 0 \end{bmatrix} = \begin{bmatrix} \xi[i, j] \cdot v[2, 2] & \xi[i, j] \cdot v[2, 1] \\ \xi[i, j] \cdot v[1, 2] & \xi[i, j] \cdot v[1, 1] \end{bmatrix}, \quad (20)$$

for each $(i, j) \in \{1, \dots, n\} \times \{1, \dots, n\}$. Comparing Equation (19) and Equation (20), we see the each 2-by-2 submatrix of the LHS and RHS of Equation (18) are identical as claimed. \square

D. MIMO convolution and transposed convolution

To extend our formulation to the MIMO case, we denote by $x = (\xi_1, \dots, \xi_C) \in \mathbb{R}^{C \times H \times W}$ a multi-channel signal.

E. MIMO convolution

We let $W = (w_{11}, \dots, w_{1C}, \dots, w_{M1}, \dots, w_{MC}) \in \mathbb{R}^{M \times C \times 3 \times 3}$ be a multi-channel convolutional kernel of 3-by-3 filters, where C denotes the number of input channels and M denotes the number of output channels. The MIMO convolution is defined as

$$\text{Conv}(W, x) = \sum_{c=1}^C (w_{1c} * \xi_c, \dots, w_{Mc} * \xi_c) \in \mathbb{R}^{M \times H \times W}.$$

F. MIMO transposed convolution

Let $x = (\xi_1, \dots, \xi_C) \in \mathbb{R}^{C \times H \times W}$ be a multi-channel signal. We let $V = (v_{11}, \dots, v_{1C}, \dots, v_{M1}, \dots, v_{MC}) \in \mathbb{R}^{M \times C \times 2 \times 2}$ be a multi-channel convolutional kernel of 2-by-2 filters. The MIMO transposed convolution is defined as

$$\text{TConv}(V, x) = \sum_{c=1}^C (\xi_c \otimes \bar{v}_{1c}, \dots, \xi_c \otimes \bar{v}_{Mc}) \in \mathbb{R}^{M \times 2H \times 2W}.$$

G. Up-block

An up-block receives multichannel input from (i) low-resolution features in the shape of $(2C, H, W)$ and (ii) skip-connection features in the shape of $(C, 2H, 2W)$. With these input features, an up-block applies a transposed convolution to low-resolution features that halves the number of channels, concatenates the resulting features with skip-connection features, and then submits the concatenated results for another convolution. This can be written as

$$\text{Up}_{\mathbf{W}, \mathbf{V}} : \mathbb{R}^{C \times 2H \times 2W} \times \mathbb{R}^{2C \times H \times W} \rightarrow \mathbb{R}^{C \times 2H \times 2W}$$

$$(\beta, \mathbf{x}) \mapsto \text{Conv}([\beta; \text{TConv}(\mathbf{x}, \mathbf{V})], \mathbf{W}),$$

where $\mathbf{W} \in \mathbb{R}^{2C \times C \times 3 \times 3}$ and $\mathbf{V} \in \mathbb{R}^{2C \times C \times 2 \times 2}$ are parameters and $[\ ; \]$ denotes channel-wise concatenation.

H. The decoder dictionary

We define a linear map $g_{\tilde{\gamma}}$ parametrized by $\tilde{\gamma} := \{\mathbf{W}_i, \mathbf{V}_i\}_{i=1}^L$ as

$$g_{\tilde{\gamma}} : \mathbb{R}^{C \times H \times W} \times \dots \times \mathbb{R}^{C/2^L \times 2^L \cdot H \times 2^L \cdot W} \rightarrow \mathbb{R}^{C/2^L \times 2^L \cdot H \times 2^L \cdot W}$$

$$(\alpha^{(0)}, \dots, \alpha^{(L)}) \mapsto \mathbf{x}^{(L)},$$

where

$$\mathbf{x}^{(i)} = \text{Up}_{\mathbf{W}^{(i)}, \mathbf{V}^{(i)}}(\alpha^{(i)}, \mathbf{x}^{(i-1)})$$

for $i = 1, \dots, L$, with L being the number of resolution levels ($= 4$ throughout this paper) and $\mathbf{x}^{(0)} = \alpha^{(0)}$.

Here, the function $g_{\tilde{\gamma}}$ transforms the sparse code to a tensor of shape $\mathbb{R}^{C/2^L \times 2^L \cdot H \times 2^L \cdot W}$. Since our desired outputs are grey-scale or colored images in $\mathbb{R}^{1 \times 2^L \cdot H \times 2^L \cdot W}$ or $\mathbb{R}^{3 \times 2^L \cdot H \times 2^L \cdot W}$, we use an additional 1×1 convolution operator \mathcal{T}_K with parameters K to synthesize these features into a tensor with channel number 1 or 3. A decoder dictionary is defined as a composition of $g_{\tilde{\gamma}}$ and \mathcal{T}_K :

$$\mathbf{D}_{\gamma} = \mathcal{T}_K \circ g_{\tilde{\gamma}},$$

where $\gamma = \tilde{\gamma} \cup \{K\}$.

APPENDIX B POWER ITERATION

Let \mathbf{D}_{γ} be a dictionary with parameters γ . The dominant eigenvalue of $\mathbf{D}_{\gamma}^{\top} \mathbf{D}_{\gamma}$ can be approximately derived by first estimating the eigenvector associated with the dominant eigenvalue using the power iteration method, by recursively calculating

$$\mathbf{b}_{k+1} = \frac{\mathbf{D}_{\gamma}^{\top} \mathbf{D}_{\gamma} \mathbf{b}_k}{\|\mathbf{D}_{\gamma}^{\top} \mathbf{D}_{\gamma} \mathbf{b}_k\|_2} \quad (21)$$

up to some step K . The estimated dominant eigenvalue can then be derived from

$$\lambda_K = \frac{\mathbf{b}_K^{\top} \mathbf{D}_{\gamma}^{\top} \mathbf{D}_{\gamma} \mathbf{b}_K}{\mathbf{b}_K^{\top} \mathbf{b}_K}. \quad (22)$$

Task	Epoch	Batch size	Learning rate	Num ISTA steps	Lasso parameter
Derain	20000	16	5e-4	5	0.001
Lodopab-CT	70	2	2e-4	5	0.001
fastMRI	70	2	5e-5	5	0.001
Super-resolution	1500	2	5e-5	5	0.001

Table VI: Hyperparameters used for the ISTA U-Net.

APPENDIX C DETAILS OF THE EXPERIMENTAL SETUP

In Table VI and Table VII, we summarize the hyperparameters used for training ISTA U-Net and the U-Net baseline.

Task	Epoch	Batch size	Learning rate
Lodopab-CT	70	32	0.001
fastMRI	70	8	0.001

Table VII: Hyperparameters used for the U-Net.

In the deraining and Lodopab-CT tasks the range of the target images is non-negative so we clip the negative values of the synthesized image.

APPENDIX D VISUALIZING THE REPRESENTATION OF U-NETS

Similar to how we visualize dictionary atoms in Section IV-E, we visualize prototypical images that U-Nets synthesize through its decoder branch $f^{\text{dec}}(\cdot, \gamma)$. Concretely, we first prepare a set of indicator codes corresponding to different spatial resolutions as described in Section IV-E. We then feed each indicator code δ into the decoder branch of a U-Net to yield $f^{\text{dec}}(\delta, \gamma)$. Due to additive biases and batchnorm modules of the U-Net, the synthesized output $f^{\text{dec}}(\delta, \gamma)$ has the same support as the full image. To focus on the region influenced by the indicator code, we thus display the support of $f^{\text{dec}}(\delta, \gamma) - f^{\text{dec}}(\mathbf{0}, \gamma)$, where $\mathbf{0}$ is an all-zero tensor; the purpose of this subtract is to offset those image values solely influenced by batchnorm and additive biases but not by the indicator code. These synthesized results are visualized in Figure 8.

As it can be seen, compared to the randomly initialized U-Net (Figure 8a), the representations of learned U-Nets (Figure 8b and c) are organized in a more structured way at each scale. Compared to the (linear) representations learned by the ISTA U-Net, the (nonlinear) U-Net atoms much less resemble the classical oriented multiresolution systems such as curvelets.

APPENDIX E SUPER-RESOLUTION

CSC models achieve competitive performance in image super-resolution [61], [62]. We train an out-of-the-box ISTA U-Net for this task to study the sparsity patterns of its learned representation in Section IV-E. We follow the protocol in earlier work [63]–[65] to train ISTA U-Net on the DIV2K

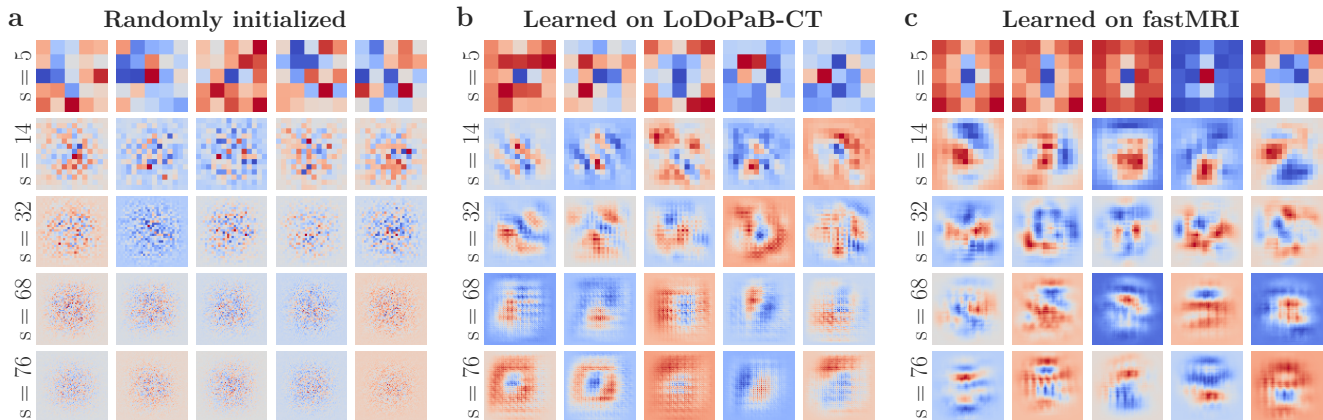


Fig. 8: Indicator-code-induced images of U-Nets with randomly initialized (left panel) and learned parameters based on the LoDoPaB-CT (middle panel) and fastMRI (right panel). For all panels, each row corresponds to a support size (denoted by s) of the receptive field of a convolution layer. For the visualization purpose, these images are normalized into the range $[-1, 1]$.

dataset [66]. Low-resolution images are prepared by downscaling high-resolution images by a factor of four. We used bicubic interpolated images up-scaled from low-resolution images as model inputs and high-resolution images as model targets. The trained models were evaluated on standard datasets including Set-14 [67], Set-5 [68], B-100 [69], and Urban-100 [70]. Table VIII shows the performance of the trained models. We observe that single-scale CSC has an edge of all other models, indicating the limited usefulness of large filters and the benefits of trading them off for a large number of small-support convolutional channels, as also discussed in the main text.

	Set-5	Set-14	B-100	Urban-100
ScSR [41]	29.07	26.40	26.61	24.02
A+ [71]	30.17	26.94	26.81	24.29
CSC [61] (results taken from [62])	31.82	28.29	27.44	25.59
U-Net	30.52	27.43	27.04	24.68
ISTA U-Net	31.30	28.01	27.20	25.08

Table VIII: Performance on the single-image super-resolution task with a scaling factor of four.