

Dark Matter Macroscopic Pearls, 3.55 keV X-ray line, How big ?

H.B. Nielsen, Niels Bohr Institutet(giving talk),
Colin D. Froggatt, Glasgow University.

Abstract

We study the 3.55 keV X-ray suspected to arise from dark matter in our model of dark matter consisting of a bubble of a new phase of the vacuum, the surface tension of which keeps ordinary matter under high pressure inside the bubble. We consider two versions of the model:

- Old large pearls model :We worked for a long time on a pearl picture with pearl / bubbles of cm-size adjusted so that the impacts of them on earth could be identified with events of the mysterious type that happened in Tunguska in 1908. We fit both the very frequency, the 3.55 keV, and the overall intensity of the X-ray line coming from the center of the Milky Way and from galaxy clusters with one parameter in the model in which this radiation comes from collisions of pearls.
- New small pearl model: Our latest idea is to let the pearls be smaller than atoms but bigger than nuclei so as to manage to fit the 3.5 keV X-rays coming from the Tycho supernova remnant in which Jeltama and Profumo observed this line. Further we also crudely fit the DAMA-LIBRA observation with the small pearls, and even see a possibility for including the electron-recoil-excess seen by the Xenon1T experiment as being due to de-excitation via electron emission of our pearls. The important point of even our small size pearl model is that the cross section of our “macroscopic” pearls is so large that the pearls interact several times in the shielding but, due to their much larger mass than the typical nuclei, are *not stopped by only a few interactions*. Nevertheless only a minute fraction of the relatively strongly interacting pearls reach the 1400 m down to the DAMA experiment, but due to the higher cross section we can fit the data anyway.

This article is one of the Proceeding contributions to the Workshop “What comes beyond the Standard Models” held electronically in Bled 2020

1 Introduction

The main purpose of the present article is to put forward the latest developments of our long speculated idea that the so far mysterious dark matter found via its gravitational forces, instead of consisting of particles of atomic masses or an Axion-like condensate, could consist of our proposed type of macroscopic objects with a mass much bigger than that of genuine atoms.

We started our speculations already years ago by supposing cm-size pearls make up the dark matter, but they will be developed in the section 8 below into the idea that these pearls could indeed be much smaller and of geometrical size even smallish compared to atoms, although the mass should still be appreciably larger than that of atoms.

We shall stress small macroscopic pearls.

Even such a dramatic change in our old model into a version with much smaller pearls would not be observed via the gravitational effects provided just that the density of mass per unit volume is kept the same. It is also this fact that really only the mass density matters for the gravitational effects, that makes it possible that these effects cannot distinguish our types of heavy or relatively lighter pearls from the more usual assumption of only atomic weight particles, such as supersymmetric partners of Z^0 or photon say in superstring theory.

However, assuming that indeed the X-ray radiation [1, 2] observed by satellites and suspected to come from dark matter does indeed come from dark matter requires more specific models for what the dark matter could be; e.g. it could consist of some new sort of sterile neutrino able to decay although very seldomly into a photon and e.g. an ordinary neutrino. Such a sterile neutrino should then of course have a mass equal to just two times the photon energy number 3.55 keV of the observed X-ray radiation counted in the rest frame of the supposed dark matter in the region observed.

- **Our Old Model:** We develop an alternative version of our model [3, 4, 5, 6] in which dark matter consists of cm-size pearls with masses of 10^8 kg under the attempt to identify the X-ray radiation seen by satellites [1, 2] and supposed to originate from dark matter with the energy per photon 3.55 keV. We shall discuss the possibility that the dark matter pearls be much smaller but still macroscopic. This is our new model with small pearls of a size smaller than atoms but bigger than atomic nuclei.

Actually we assume that our pearls have a skin surrounding them keeping some ordinary matter inside the pearls under such an (appropriate) pressure that, in the electron system of this ordinary matter inside, there appears an energy gap between filled and empty electron states - called the homolumo gap (to be explained later) - of size close to the energy difference just 3.55 keV of the observed radiation. The idea then is that there can be excitations being (loosely) bound states of an electron in one of the lowest empty states and a hole in one of the at first filled states. These excitons should have an energy close to the observed photon energy in the line. Then one could have that the photons observed astronomically by the satellites are photons from the decay of such excitons in the highly compressed ordinary matter material in our model supposed to exist inside pearls making up the dark matter.

It is a major part of our work [3] to evaluate the rate of such X-ray radiation that will result under the assumption that the main production of the 3.5 keV radiation comes about when two of our dark-matter-pearls collide with each other. We claim it to be a great success that the magnitude of this rate of radiation can be fit together with the energy per photon, the number 3.5 keV.

We shall in the present article have in mind really two models, which are essentially inconsistent with each other. In the first model the mass of one pearl is about $1.4 * 10^8 kg$ and in the other model the mass is about 10^4 GeV = $10^{-23} kg$. The old value of $1.4 * 10^8 kg$ was taken as a fit to the famous Tunguska-event in 1908 taken to be due to the impact of one of our pearls. The small mass proposal of about $10^{-23} kg$ is rather inspired by an attempt to fit to the DAMA (-LIBRA) experiment (by

most people presumably believed to be due to something else other than dark matter). (A presentation of the DAMA results is given in the present Bled Workshop proceedings).

- **Observational Discussion:**

Our small mass $10^4 \text{ GeV} \approx 10^{-23} \text{ kg}$ pearl proposal is filled with ordinary matter with an estimated density of the order of 10^{14} kg/m^3 as we fit the size of the pearl. It is clear that the size of such a small pearl will nevertheless be so big - bigger than an atomic nucleus - that the cross section is likely to be so big that it could not possibly pass through about 1400 m into the earth without interacting. So in this sense our dark matter pearls are not WIMPS since the WI in this acronym stands for **w**weakly **i**nteracting. It could still be *dark* in the sense that the interaction with e.g. light *per mass unit* could be small, but not small per pearl.

With such a strong interaction one may worry whether such pearls have any chance of reaching down to give any signal in underground experiments looking for dark matter, because the pearls might be stopped in the shielding above the experimental apparatus; but here the reader should have in mind that a pearl that is heavy compared to atoms or nuclei, when it hits, will not be stopped but just deliver a smaller part of its kinetic energy to the hit particle, so that the latter obtains a speed of the same order as the speed of the incoming pearl.

Of course, if one has a hugely heavy pearl as we estimated of cm-size and with the large mass of $1.4 \times 10^8 \text{ kg}$, then it will cause a major catastrophe, like the famous one in Tunguska, and a potential underground laboratory would be destroyed rather than making a proper observation.

But with the small size pearl having a mass in the 10^4 GeV range the pearl would still interact a lot with the earth in the shielding, but possibly not enough to be fully stopped before reaching say the DAMA-LIBRA laboratory proper. Actually we shall imagine that a very small fraction of the pearls come though to the laboratory, by accident so to say.

If the pearls interact several times passing through the experimental apparatus they will be *disqualified* as dark matter, which is usually assumed to have so small a cross section that they only interact *once* in the detector. Even if a dark matter pearl interacts several times in the shielding - but is not observed to interact because a high mass is not stopped but can continue - it may well be observed essentially as a dark matter event anyway.

Really we would like to propose a picture for the 10^4 GeV pearl mass proposal that a major part of the pearls end up getting stopped in the shielding - the earth above the experimental hall underground - but that the pearls with the smallest cross sections come through to the experimental apparatus and is observed there. If the pearls have a much bigger cross section than normal WIMPs they may well produce a non-negligible number of events even if the number reaching through is much lower than the number of WIMPs one would have expected.

In other words for the 10^4 GeV mass pearls we shall speculate that compared to the usual WIMP picture the much higher cross section of our

pearls than that of the WIMPs can compensate for the lower number of pearls than of WIMPs reaching to the experimental apparatus for two reasons:

- There are fewer pearls than WIMPs if the pearls are as suggested heavier than the WIMPs, because we have to keep the gravitational effects the same to have the same mass density in the universe.
- There are few pearls also because some of the pearls get stopped in the shielding due to the bigger cross section in spite of them being heavy and not so easy to stop.

Now we should also mention that what is truly measured in the DAMA-LIBRA experiment is not so much the full numbers of presumed dark matter particles interacting with the apparatus, but rather the seasonal variation of the number of events. If indeed what they see in DAMA-LIBRA were due to our rather strongly interacting pearls, then there would be a seasonal effect partly due to the pearls coming in one season with higher speed than in another so they would be able to penetrate deeper. If by chance the depth of the laboratory is close to the average stopping place of the pearls, such an effect of different penetration depths in the different seasons might be delicate to estimate, but could make it possible to get a bigger seasonal effect than estimated in a more simple way.

Let us immediately remark, that if indeed such seasonal variation due to relatively small changes with season of the penetration depth of interacting pearls (dark matter particles), then this could mean that the DAMA-LIBRA type of experiment measuring mainly the seasonal effect could be favoured in finding a signal over other experiments not using this technique. This would help solving the main problem or mystery in connection with the DAMA-LIBRA experiment: Why do the other underground experiments looking for dark matter not see the same amount of it as DAMA-LIBRA? Now we would answer that DAMA-LIBRA may sit close to the average penetration depth and in one season this penetration depth is a bit deeper and DAMA-LIBRA sees a lot, while in another season the average penetration depth is a bit higher up and one does not see so much. Actually our fit suggests that the average penetration depth is only a small part of the way down the 1400 m but the falling off tail of the distribution which DAMA observes varies exponentially with the variation in average penetration depth and a rather big seasonal effect is indeed expected.

We want to conclude that IMPs (= interacting heavy particles) as our pearls could be denoted rather than the usual WIMP picture is a possibility for what the underground experiment DAMA-LIBRA could have observed.

And our argument about the penetration depth could be used to explain that other experiments did not see the same dark matter.

1.1 Plan

In the following section 2 we present a couple of figures about the dark matter as known already via its gravitational forces, and in the following section we give

a couple of figures about impacts of objects like meteors falling on earth with the purpose of comparing the energy delivered with that which dark matter could deliver, if it fell like other objects. Then in section 4 we review some of the ideas needed to understand our type of model with pearls consisting of a bubble of a new type of vacuum (this is just our speculation because so far nobody really saw any new vacuum convincingly). In the subsections of this section we present in 4.1 our postulated new law of Nature “Multiple Point Principle”, which is the main new assumption in our work in as far as, except for this multiple point principle, we only need the Standard Model as the laws of nature. We only make further speculations on the dynamics such as the existence of bound states or in general on results of the too hard to calculate, but by far not excluded possibilities in the Standard Model. In the subsection 4.2 we say a few words about the domain walls that will separate such different phases of the vacuum that we speculate exist. In subsection 4.3 we mention the effects other than gravitational ones which are probably due to the dark matter. The most important such effect for the present work is the excess X-ray radiation observed as a tiny peak above the best understanding fit to the X-ray spectrum at the photon energy 3.55 keV. Other such likely dark matter effects are an excess of positrons and the associated gamma rays; and then, what we are very keen on, one of the experiments Xenon1T meant to look for dark matter saw a little excess of electrons appearing in the apparatus, at first seemingly not dark matter; but we think it could be our dark matter pearls passing slowly through and delivering electrons with just the energy 3.55 keV.

In section 6 we mention that the type of dark matter models most popular in the literature, except for black holes making up the dark matter, need to modify the Standard Model by introducing extra particles corresponding to extra fields. Most popular is to use supersymmetry models in which there has to be included as many new physics particles as there are particles already. Compared to that one should understand that we only add a new fine-tuning principle the “Multiple Point Principle”, which is an extra assumption about the values of coupling constants that can even be checked and at least are close to work, while the usual modified Standard Model has lots of extra particles not yet found.

Next in section 7 we discuss the fitting with our large pearl model, and in section 8 we then consider the model with the “small”, meaning little less than atomic size, pearls. Really this “small” size is in fact very large compared to what is considered in more conventional models (such as supersymmetry). In the subsection 8.1 we extract the ratio of cross section to mass for the dark matter required from the observation of the 3.55 keV X-rays from the Tycho supernova remnant and compare it to the corresponding ratio for nuclei in subsection 8.2. Then in the subsection 8.3 we present the fit of the small pearl model. We discuss the possibility of fitting the data from the DAMA(-LIBRA) experiment and limits on the pearl mass in subsections 8.4 and 8.5. The Xenon1T electron recoil excess is discussed in subsection 8.6.

In section 9 we resume and conclude the article.

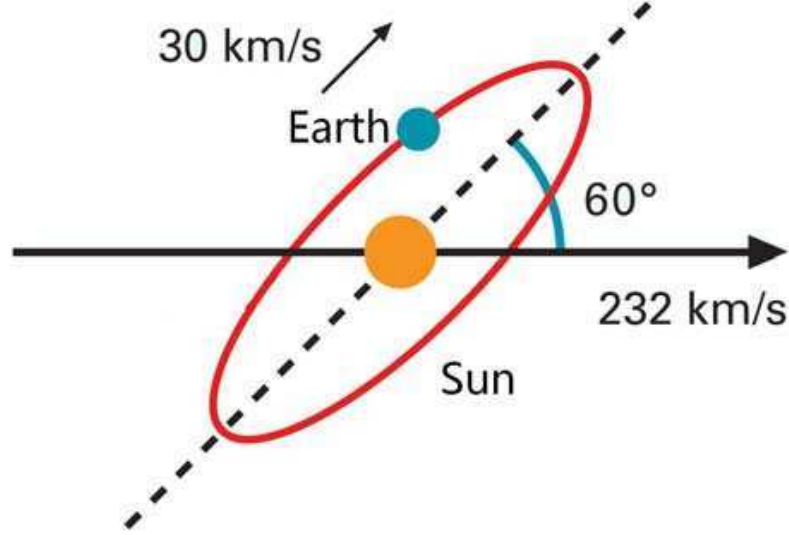


Figure 1: **Motion relative to Dark Matter:** Here is drawn how the solar system moves along relative to the supposed rest system of the bulk of the dark matter. One shall imagine the earth going around the ellipse drawn which in perspective is an approximate circle representing the orbit of the earth. Note how the speed of the earth w.r.t. the dark matter average will vary with the season.

2 We know something from the gravitational studies

As is well-known the dark matter has mainly and in fact possibly only been seen by its gravitational effects - and it could still be a possibility that there is no dark matter, but instead that something is wrong with our understanding of the gravitational force - but even from only observing it via the gravitational force, one can nevertheless derive some understanding of its distribution and velocity.

In fact one can already estimate that the solar system as a whole moves relative to the local dark matter average velocity with a speed of 232 km/s according to Figure 1.

Further the distribution of the dark matter, motion of dark matter, stars etc. provide us with:

Numbers for Crude Estimates

- **Density of Dark Matter in Solar System Neighborhood:**

$$D = \frac{0.3 \text{ GeV}}{\text{cm}^3} = 5.35 * 10^{-22} \frac{\text{kg}}{\text{m}^3} \quad (1)$$

- **Typical Speed (also relative to each other):**

$$v = 200 \text{ km/s} = 2 * 10^5 \text{ m/s} \quad (2)$$

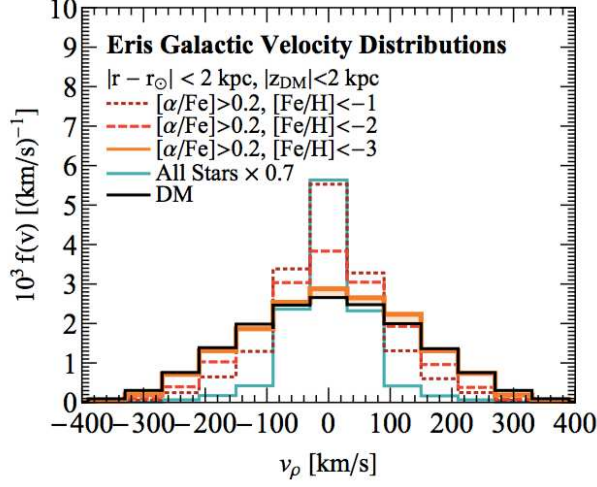


Figure 2: Velocity histogram of different components of the Milky Way, as seen in the ERIS simulation. The black histogram shows the velocity distribution of dark matter. The cyan histogram illustrates the velocity of all stars, and has a much larger central peak than the dark matter distribution. The orange histogram, however, which includes only metal-poor stars, is very similar to the dark matter velocity distribution. (Herzog-Arbeitman et al. [7])

- **Rate of Impacts on crossing Area, per m^2 :**

$$Rate = vD = 1.07 * 10^{-16} \frac{kg}{m^2 s} \quad (3)$$

These numbers may be crudely estimated by looking at the distributions in Figure 2, which have been gotten from the ERIS simulation of the dark matter.

3 Compare to Rates of Impacts on Earth

For the dark matter we have thus found the rate

$$Rate = vD = 1.07 * 10^{-16} \frac{kg}{m^2 s} \quad (4)$$

In Table 1 we use this vD for dark matter in our neighborhood to derive a few estimates of impact rates for dark matter, if dark matter were indeed macroscopic particles with the masses listed in the first column of this table:

Hitting Rates for some Masses:

In the first column is given the mass of the dark matter pearl. The second column gives the rate of impacts such a mass would give per m^2 and in the third column this rate is translated into the time between the impacts on this square meter. The fourth and fifth column similarly give the rates and the time in between impacts for impacts on the Earth in total instead of just on a square meter. Notice that in the row corresponding to the mass of the dark matter

particle being $10^8 kg$ there is - in the last column - about 100 years between the impacts. Now it was approximately 100 years ago when the famous Tunguska event occurred, meaning that if the Tunguska event should be caused by a dark matter pearl, then the mass would be of the order of $10^8 kg$.

mass	m^2 rate	m^2 time	earth rate	earth time
$10^{-16} kg$ $= 5 * 10^{10} GeV$	$1 s^{-1}$	1 s	$5 * 10^{16} s^{-1}$	$2 * 10^{-15} s$
$10^{-8} kg = 10 \mu g$	$10^{-8} s^{-1}$	$10^8 s = 3y.$	$5 * 10^8 s^{-1}$	$2 * 10^{-9} s$
1 kg	$10^{-16} s^{-1}$	$10^{16} s$	$5 s^{-1}$	0.2s
$10^8 kg = 10^5 ton$	$10^{-24} s^{-1}$	$10^{24} s$	$5 * 10^{-10} s^{-1}$	$2 * 10^9 s$ $\sim 100y$

Table 1: A few rates for hypothetical dark matter pearls

Next we now give a similar table for meteor impacts as observed, impacts a priori expected to be made from “ordinary matter” (i.e. atoms). Here it is meant that the impacts are counted for the whole Earth:

Compare Impacts of Ordinary Matter

$10^{-2} kg : 10^5$ per year

1 kg : 10^4 per year.

$10^8 kg : 10^{-3}$ per year.

You may consider the numbers in this table 1 as extracted from Figure 3.

Since a year has $3.16 * 10^7$ s this corresponds to a mass density $D_{meteors}$ times the velocity $v_{meteors}$ being of the order

$$v_{meteor} D_{meteor} \sim \frac{10^4 kg/year/eartharea}{3.16 * 10^7 s/year} \quad (5)$$

$$= \frac{3 * 10^{-3} kg/eartharea/s}{0.5 * 10^{15} m^2/eartharea} \quad (6)$$

$$= 2 * 10^{-18} kgs^{-1} m^{-2}; \quad (7)$$

formally a *factor 50 smaller* than the dark matter. Rather than the mass of the impact object you might use its size and then we get the graph in Figure 3:

From this figure 3 we can read off an approximate dependence of the size of the impacts on earth and their frequency. Approximately the inverse frequency being the “time between” goes as the square of the size of the impacting object. So a formula easy to remember is:

$$\text{“impact size” in m} = \sqrt{\text{av. “time between” in years}} \quad (8)$$

on earth.

On Figure 4 we see the relation between energy release by the impact and again the frequency measured in impacts per year.

Would Macroscopic Dark Matter Dominate Meteors?

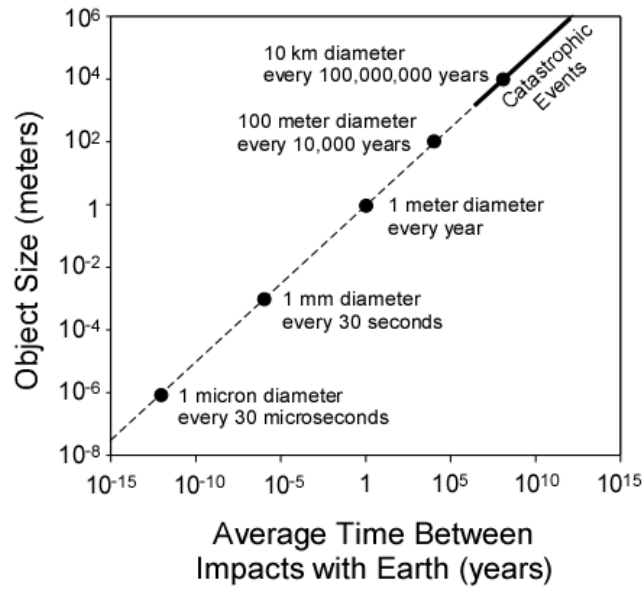


Figure 3: Size of Impact goes as square root of “time in between”

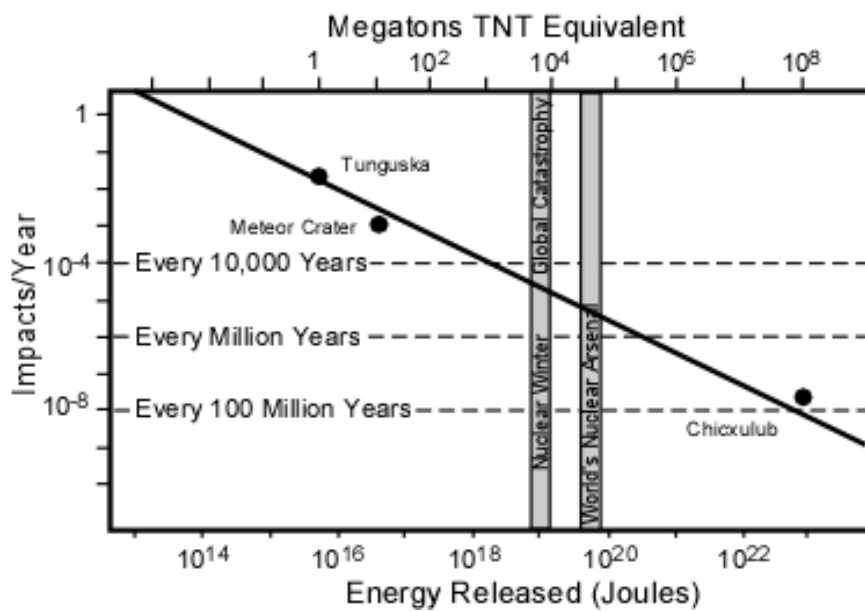


Figure 4: Relation between energy released and impacts per year

- Taking very roughly the graph as having the slope -1 in the logarithmic plot we may read off that the energy of impacts per year is of the order of magnitude of $10^{13} J/y$ to $10^{14} J/y$.
- To compare with that the kinetic energy in the column of dark matter hitting the earth per year is for non-relativistic dark matter particles of the order of

$$\text{“dark matter power on earth”} = \quad (9)$$

$$= \frac{1}{2} * (300 \text{ km/s})^3 * 0.3 \text{ GeV/cm}^3 * \pi * (6.38 * 10^6 \text{ m})^2 \quad (10)$$

$$= \frac{1}{2} (3 * 10^5 \text{ m/s})^3 0.3 * 1.78 * 10^{-21} \text{ kg/m}^3 * \pi * (6.38 * 10^6 \text{ m})^2 \quad (11)$$

$$= 1.27 * 10^{16} J/y \quad (12)$$

(using 1 year = 31556952 s)

So it looks that unless some of the kinetic energy of the dark matter hitting the earth is lost from showing up as observable impacts, there is too much energy in the dark matter to match the impacts as observed.

In our old work [6] we took it that because of the smallness of even cm-sized pearls they penetrate so deeply into the earth that it is realistic that an appreciable part possibly 19/20 of the energy is penetrating so deep into the earth, that it does not appear as observed energy on the surface of the earth. Since we could well find it consistent that our big pearl (=cm-size) would go thousands of km into the earth, it would indeed be hard to get all the energy out so quickly as to be identified with the energy of the impact.

4 Requisites for Our Model(s)

Before going on to fit our type of model and discussing how well such pearl models for the dark matter matches much of our knowledge about the dark matter, as it actually will, we shall put forward a few prerequisites needed for understanding the speculations making up at least one concrete example of a macroscopic pearl model of the dark matter.

As a motivation for just our concrete picture for how the pearls could come about let us stress: *Our picture of dark matter pearls can come about in the pure Standard Model, i.e. without any new physics in the sense of new basic particles.* We shall rather only speculate about new particles which are bound states of the already known particles, and thus do not require any modification of the Standard Model. We have e.g. no supersymmetric partners, because we do not have supersymmetry at least not in the relevant region of energy for our model.

Gia Dvali showed that the existence of several vacua is inconsistent unless they are degenerate in the article “Safety of Minkowski Vacuum” [8].

4.1 Multiple Point (Criticality) Principle

The point in our work, which comes closest to assuming new physics, is the principle that the coupling constants of the true model for physics - for our

purpose here the Standard Model - are by a “new Law of Nature” tuned in to just arrange that there are a series different phases of the vacuum - different vacua we could say - which all have the same energy density (= cosmological constant) [9, 10, 11, 12]. We call this principle of such fine-tuning of the coupling constants the *Multiple Point (Criticality) Principle* (MPP) [9, 10, 11, 12]. There has been given various arguments for it [8, 9, 10, 11, 12], and we can claim that using it we have even made correct *predictions*, e.g. the number of families, prior to the LEP measurement of the number of light neutrino species. We fitted fine structure constants in a rather complicated model called ANTIGUT and the fitting parameter was indeed the number of families. We **predicted** that to be 3. Later we obtained a mass prediction [13] for the Higgs of $m_{Higgs} = 135 \pm 10$ GeV *before the Higgs was found*.

For our pearl-models of the dark matter it is important that Nature should have this fine-tuning at least to an appreciable accuracy making the inside and the outside vacua for our pearls of equal energy density. This is because otherwise almost certainly one of the phases would spread out and it would be very hard to get pearls that are stable. Actually even with the degenerate vacua we have in our model the need for getting the pearls filled by ordinary matter under high pressure to withstand the pressure coming from the tension of the surrounding skin or domain wall. Guesses as to the order of magnitude for what the energy density difference should be, if not tuned to be small, would be so high that our model would become unlikely. Though, if e.g. the energy density difference was only of the order corresponding to the observed order of magnitude for the vacuum energy in the universe it would contribute so little over one of our pearls that it would not disturb our calculations taking the difference to be zero.

4.2 Domain walls in general

There is also a discussion of walls in another article [14] in these proceedings.

We ourselves like to point out, that once we have the “Multiple Point Principle” we have in principle the possibility that some even large regions in space could be filled by one phase while another region could be filled by another phase of the vacuum. Had we had a spontaneously broken discrete symmetry it would induce a case of “Multiple point principle” in as far as two or more phases related by the broken symmetry would of course have for symmetry reasons the same energy density. It is however, not such a case of a spontaneously broken discrete symmetry, which *we* imagine in our model. We rather speculate that two a priori different, and not connected to each other by symmetry, vacuum phases are to be used. Having the spontaneously broken discrete symmetry is also phenomenologically badly working, in as far it would typically lead to random vacua coming to dominate in various regions outside the horizons of each other. Such outside each others horizon different dominating vacua would cause domain walls extending over longer distances than the horizon and in turn make up huge amounts of domain walls in cosmology. Unless the wall tension was extremely small such horizon scale walls would get to dominate under all circumstances in the long run; and that would spoil our cosmological models.

So we must hope, and we actually do expect, that the domain walls due to the asymmetry between their sides - i.e. due to the fact that the different vacuum phases are not connected by symmetry - will contract a bit more towards

diminishing one vacuum than the other one. Thus at an early stage in the history of the universe one of the vacua only survives in *small* bubbles compared to the universe size. It is such small surviving bubbles that should be the dark matter. Actually even the small bubbles only survive because at a stage they get stopped from contracting by having collected so many nucleons inside that they can provide a sufficient pressure to stop the contraction.

For our cm-size pearls we had an estimate that the contraction of the pearls to the stability point where they just have the size given by their content of nucleons, counter acting the pressure, would end about the time in cosmology, when the big bang nuclear synthesis is about to start and temperature is of MeV size. It is very needed for our model that the pearls have become so compact and effectively disconnected from the rest of the plasma before the big bang nuclear synthesis properly begins, because otherwise our model would modify this big bang nuclear synthesis, and it would be an unconvincing refitting even if we managed to fit the abundances of the various light isotopes resulting from the big bang nuclear synthesis.

Nevertheless one should of course investigate astronomically if some of the big voids observed in the matter distribution should actually be a result of domain walls. If one had, for some accidental or other reason, an astronomical size region with the same vacuum as inside our pearls, formally an enormously large dark matter pearl, then we would expect there to be the same matter density inside this huge pearl as on the average in the universe. But now there would be no way to have true dark matter in the region, because the whole region is already formally dark matter. Pearls inside it of the present phase vacuum would repel rather than attract nucleons and would thus totally collapse. Therefore in such regions one would in practice lack the dark matter and have it replaced by a higher density of ordinary matter. The latter would, however, have electrons staying relativistic longer than dark matter would have stayed relativistic. Thus these regions would presumably develop their inhomogeneities later than the regions where the present vacuum dominates. This could then be likely to delay the development of stars and galaxies in such formal huge dark matter bubbles of astronomical size. Such regions might appear as voids?

4.3 Non-gravitational Dark Matter Observations

We believe it is true to say that all non-gravitational signs from dark matter are somewhat doubtful. Nevertheless our main aim in this article to look especially for whether our model can get support from the observations of one of the presumed non-gravitational observations of dark matter, the 3.55 keV X-ray radiation in outer space, mainly seen[1, 2] from our Milky Way Center or from big clusters of galaxies.

4.3.1 The 3.55 keV X-rays

We have already mentioned this for us so important X-ray observation in a line of frequency 3.55 keV, which seems not to be explained by the atomic ion transitions expected in the plasmas from which the X-rays come. But it is only a tiny little deviation from the main fit of the X-ray spectrum and e.g. an unexpectedly high abundance of potassium in the plasmas could make a line in

the region of the 3.55 keV be increased so much as to replace the tiny suspected dark matter line.

Using the expectations from the gravitational knowledge about the distribution of the dark matter, fits have been made to the 3.55 keV radiation expected both under the assumption that the emission from a region depends linearly on the density D of dark matter and under the assumption, that the amount of 3.55 keV line radiation is proportional to the square of the dark matter density D^2 . It is the latter dependence that should come out of our model, because we postulate that the 3.55 keV radiation arises when our pearls **collide**. Both types of fits are not hopeless, and even the rather well fitting analysis by Cline and Frey [15], which we use in our work, has at least one severe discrepancy: one of the measurements in the outskirts of the Perseus Cluster delivers about 1000 times more 3.55 keV radiation experimentally than one should expect by extrapolating the fits to the other observations.

In our use of the analysis of Cline and Frey, we simply had to delete this observation to obtain a meaningful average for the overall scale of the radiation which is then what we ourselves sought to fit.

We should investigate, if we could understand this deviating measurement in the Perseus Cluster as due to our pearls getting energy for 3.55 keV radiation in a different way than from the collisions. In fact we have similar problem with the Tycho supernova remnant in which the square of the density D^2 over the supernova remnant region is very tiny in comparison to galaxy clusters and the Milky Way Center extensive volumes. The supernova remnant region, even taking into account the closeness of the Tycho supernova remnant, is so small that it would not be expected that Jeltema and Profumo should have seen the 3.55 X-ray line from the dark matter there. But in fact Jeltema and Profumo [24] *have seen 3.55 keV radiation from the supernova remnant*.

Our suggestion is that the cosmic rays or X-rays in the Tycho supernova region can excite the pearls, which then whatever the excitation energy - collision or cosmic ray excitation - will emit an appreciable part of the energy as 3.55 keV radiation.

One could of course hope - and we hope to find out - that there are some similar cosmic rays or X-rays reaching the outskirts of the Perseus Galaxy Cluster.

Of course, if the cosmic ray or X-ray activity is about the same in two neighboring regions in say the Perseus Cluster, then the ratio of the X-ray or cosmic ray feeded radiation relative to the one feeded by the collisions will go in the ratio $\frac{D}{D^2} = D^{-1}$. This is because the rate from cosmic ray feeding goes as $D \times$ "density of cosmic rays", while the collision rate goes as D^2 . In the outskirts of the cluster the density of dark matter D presumably goes down, and thus the cosmic ray feeded radiation becomes relatively more important.

4.3.2 Positrons and Other Gamma-rays

Also positrons above some 10 GeV in energy have shown an excess suggested to be due to dark matter together, as one could imagine, with gamma-rays not in a line but in a broader spectrum. In this connection there is a little problem:

Using usual types of model for dark matter identified with some type of particle simply decaying into among other things the positron to make the excess, it is very hard to avoid that associated with this positron emission one

does not also get some gamma-rays. Now, however, the fitting does not go well and it seems that experimentally there are not so many gamma-rays as is almost unavoidably needed for matching the positron excess!

This little tension with an elementary particle dark matter interpretation could provide support for our type of model, because at the collision and strong heating up of the uniting pearls a large amount of electrons will be emitted and can easily create electric fields that in a rather low acceleration way can accelerate e.g. positrons. Thus one can get positrons which are not produced at high speed almost abruptly, but which are “slowly” accelerated. The latter gives much less electromagnetic radiation and thus our model has the potential of making positrons with much fewer gamma rays connected with them. This would agree better with the too few observed gamma-rays.

4.3.3 Xenon1T Electron Recoil Excess

Yet another effect, which we shall count as a non-gravitational effect of dark matter, but which is not obviously dark matter at all: the Xenon1T electron recoil excess.

Apart from the DAMA/LIBRA and the DAMA experiment all other experiments seem to find only negative results, when looking for the dark matter in direct searches. There was, however, found one unexpected result [16] although at first not seemingly related to dark matter:

The experiment Xenon1T investigated what they call electron recoil in their Xenon experiment. In the Xenon experiment one has a big tank of liquid xenon with some gaseous xenon above it and photomultipliers looking for the scintillation of this xenon, the philosophy being that a dark matter WIMP e.g. hits a nucleus inside the xenon and the recoil of this creates a scintillation signal S1 and also an electron, which is then driven up the xenon tank by an electric field and at the end by a further electric field made to give a signal at the top S2. By the relative size of the signals S1 and S2 one may classify the events - which are taken to be almost coinciding pairs of these signals S1 and S2 - as being nucleus recoil or electron recoil. One expects to find the dark matter in the nucleus recoils, since a dark matter particle is not expected to make an electron have sufficient energy to make an observable electron recoil event.

But now by carefully estimating the expected background, the Xenon1T experimenters found an *excess of electron recoil events*.

Ideas proposed for explaining it include axions from the sun or neutrinos having bigger magnetic moments or perhaps less interestingly that there could be more tritium than expected in the xenon.

But here with our model of relatively stronger interacting particles able to radiate the line 3.55 keV when excited we have a possible explanation:

Going through the earth above the detector and the rest of the shielding, the pearls or particles get excited so as to emit 3.55 keV X-ray just as they would do in the Tycho supernova remnant, where they also get excited by matter or cosmic rays. But then the particles passing through the deep underground Xenon1T experiment are already excited and prepared for emitting the 3.55 keV radiation. Now they could possibly simply do that in the xenon tank or they might dispose of the energy by a sort of Auger effect by rather sending out an electron with an extra energy of 3.55 keV. Such an electron with an energy of a

few keV could be detected and taken for an electron recoil event in the Xenon1T experiment.

It is remarkable that the signal of these excess electron recoil events appears as having just an energy of the recoiling electron very close to the value 3.55 keV. Indeed the most important bins for the excess are the bins between 2 and 3 keV and the bin between 3 and 4 keV.

So we would claim that there is in our model no need for extra solar axions or a neutrino magnetic moment, nor tritium.

But we claim it to be 3.55 keV radiating dark matter one sees in the xenon experiment!

4.3.4 The Dark Ages, 21 cm line

As a possible place to look for information about dark matter - especially of the pearl type say - is the influence it could have had in the “Dark ages” before the stars lit up the universe, a time that may be investigated through the study of the H1 radio line of 21 cm wavelength. Recent studies [17, 18] were pointed out to us by Astri Kleppe.

4.3.5 Supernova Introductory Burst

As an interesting possibility for studying our dark matter pearls astronomically, we should also mention our older work, in which we claim [19] that our dark matter pearls can not only help the supernovae to explode more, which is what is called for, but also to explain a neutrino burst appearing some hours before the genuine explosion, as appears to have been observed by the neutrino experiment LSD [20].

5 Status of Searches

Before going on to describe our models for dark matter being pearls of a new phase of vacuum, let us shortly review the status of the searches for dark matter in underground experiments. The plot in Figure 5 shows the excluded regions in the cross section versus mass plane for dark matter particles in the usual WIMP-theory: It is important to notice for our work below that inside the region excluded by several experiments there is a spot in which the DAMA-LIBRA experiment - in fact by 9 standard deviations - claim to have **found** the dark matter (or at least something with very similar properties) by their special technology of looking for seasonal variations, that should appear because the speed of the Earth relative to the average velocity of the dark matter varies with season (see Figure 1 above).

6 Dark Matter with only the Standard Model (except MPP)

Contrary to everybody else, except for the people who take primordial black holes for dark matter, we want to propose a dark matter model *inside the Standard Model*, only with a certain assumption about the coupling constants

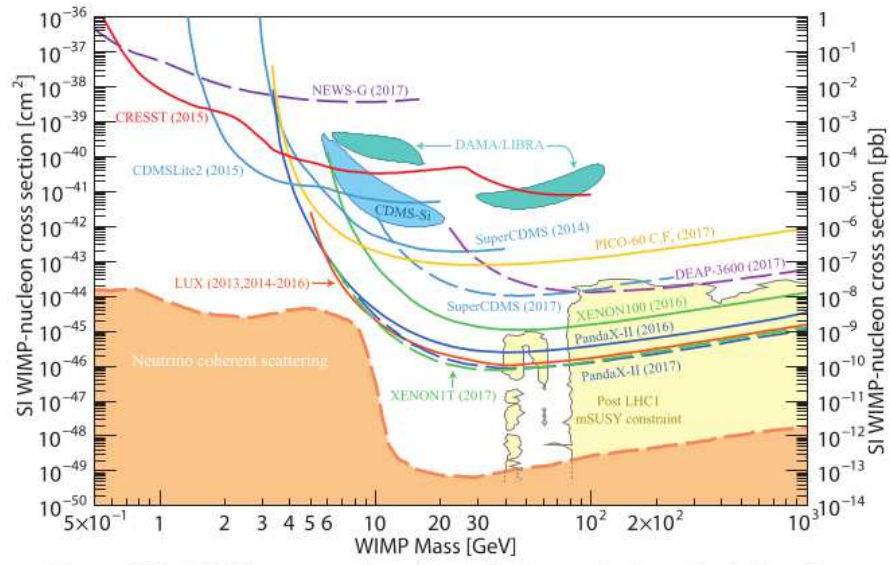


Figure 27.1: WIMP cross sections (normalized to a single nucleon) for spin-independent coupling versus mass. The DAMA/LIBRA [72], and CDMS-Si enclosed areas are regions of interest from possible signal events. References to the experimental results are given in the text. For context, the black contour shows a scan of the parameter space of 4 typical SUSY models, CMSSM, NUHM1, NUHM2, pMSSM10 [73], which integrates constraints set by ATLAS Run 1.

Figure 5: Areas of the cross section versus mass of WIMP dark matter particles above the curves are excluded. So one sees that regions favoured by DAMA and CDMS-Si are seemingly in disagreement (although not in a theory independent way). See reference [21].

in the Standard Model, that there are several vacua fine-tuned to have the same energy density. So we have very little “new physics”:

- We assume a law of nature - of a somewhat unusual kind - the “Multiple Point Principle” saying: there are *several* different *vacuum phases*, and they all have the *same energy density* (or we can include that they have ~ 0 energy density.)
- Apart then from mentioning an attempt mainly with Yasutaka Takanishi to explain the baryon excess, we shall use *only the Standard Model*, even for dark matter!

7 Our Fit

We performed a detailed fit with the model [3] in which we first of all looked for the absolute scale of the intensity of our model of dark matter pearls or balls emitting the X-ray line with photon energies of 3.55 keV in the rest system as apparently observed by satellites etc.

7.1 The Intensity

The intensity we take in our model to be emitted by pearls, that have collided with one another - a rather infrequent event - but when they finally collide it is assumed, that the very strong skin surrounding the pearls can contract and thereby deliver energy, which can be used for the radiation in the 3.5 keV line or for other frequencies. There is in our model so to speak an active “energy production from the contraction”. But this we can in fact estimate, if we have the parameters of the model. Of course the fact that we need collisions of a pair of pearls to get the radiation in the 3.5 keV line means, that the intensity resulting in a given region of the space becomes proportional to the **square** of the density ρ_D of dark matter in that region. A fit to a model of this kind- which would also be applicable for a model in which the dark matter particles annihilate with each other - was performed using the astronomical - mainly satellite - data by Cline and Frey [15]. For the purpose of our model we can interpret it that they measure an intensity proportional parameter, which basically is in our language $\frac{N\sigma}{M^2}$, where M is the mass of the typical / average pearl, σ the cross section for one such pearl hitting another one, and N the number of 3.5 keV photons emitted when such a collision actually happens. From the results of Cline and Frey we find the number

$$\left(\frac{N\sigma}{M^2}\right)_{exp} = (1.0 \pm 0.2) * 10^{23} cm^2/kg^2 \quad (13)$$

$$= (8.1 \pm 1.6) * 10^{-4} GeV^{-4} = (1.7 * 10^{-1} GeV^{-1})^4 \quad (14)$$

$$= \frac{1}{(5.9 GeV)^4}. \quad (15)$$

(Here we used $1 \text{ kg} = 5.62 * 10^{26} \text{ GeV}$ and $1 \text{ cm} = 5.06 * 10^{13} \text{ GeV}^{-1}$, so that $\frac{cm}{kg} = 9.00 * 10^{-14} \text{ GeV}^{-2}$ and thus $\frac{cm^2}{kg^2} = 8.10 * 10^{-27} \text{ GeV}^{-4}$.)

Or rather we extract this number from their table:

Table 2: This table is based on the table 1 in reference [15].

Name	$N < \sigma_{CF} v > *$ $\left(\frac{10 \text{ GeV}}{M}\right)^2$	v	boost	$\left(\frac{N < \sigma_{CF} v >}{v * \text{boost}}\right) *$ $\left(\frac{10 \text{ GeV}}{M}\right)^2$	Remark
Units	$10^{-22} \text{ cm}^3 \text{ s}^{-1}$	km/s		10^{-27} cm^2	
Clusters[1]	480 ± 250	975	30	0.016 ± 0.008	ignored
Perseus[1]	1400 - 3400	1280	30	0.037 - 0.09	
Perseus[2]	$(1 - 2) * 10^5$	1280	30	2.7 - 5.3	
Perseus[23]	2600 - 4100	1280	30	0.07 - 0.11	
CCO[1]	1200 - 2000	926	30	0.04 - 0.07	
M31[2]	10 - 30(NFW)	116	10	0.0086 - 0.026	ignored in average
	30 - 50 (Burkert)			0.026 - 0.043	
MW[22]	0.1 - 0.7 (NFW)	118	5	0.00017 - 0.0012	
	50 - 550 (Burkert)			0.084 - 0.93	
Average				0.032 ± 0.006	

It should be noticed though that something is not fitting well in the case of the Perseus Cluster in as far as one measurement in the outskirts of this galaxy cluster turns out to give a factor 1000 more radiation in the 3.5 keV line than the one that would have fitted with the proportionality to the squared density estimated from gravitational considerations. In our averaging we left this observation out totally, since it would have led to a very bad fitting for the other observations. But without this badly fitting observation we get the average (13).

7.2 The Frequency

The very frequency or the photon energy 3.5 keV, we sought to fit with the “homolumo gap” in the ordinary material under high pressure - comparable to that in white dwarf stars - inside our dark matter pearls. Such a “homolumo gap” is a very general feature for materials containing a degenerate Fermi sea of fermions, say electrons, and in addition has some structure -like a glass or almost all materials - consisting in that the material in detail adjusts so as to partly lower the energy density of the Fermi-sea. It is obvious that the energy of the Fermi sea is lower the lower in energy the filled fermion states, whereas lowering the energy of the empty states does not lower the total energy. The adjustment to a ground state of the material will therefore (almost) unavoidably lead to a lowering of the filled states and thus cause a gap between the filled and the empty states. It is this gap between the filled and the empty single particle states which is called the homolumo-gap. It is namely the gap between **highest occupied molecular orbit** (the chemist expression for single particle fermion state), HOMO and the **lowest unoccupied molecular orbit**, LUMO.

We estimated in [3] the value in energy of this homolumo gap partly just by a dimensional argument and partly by using a Thomas-Fermi approximation.

The formula for our estimate of the homolumo gap, which also turns out to be the expected frequency or photon energy for the line, was

$$E_H = \sqrt{2} \left(\frac{\alpha}{c}\right)^{3/2} E_f. \quad (16)$$

Here α is the fine structure constant considered for the purpose of our dimensional arguments as a velocity (by multiplying it by the velocity of light c) and E_f is the Fermi energy of the electrons in the hard compressed material inside our pearls.

7.3 The fitting and theoretical speculations

In our model we imagine that there are at least two phases of the vacuum - in addition presumably to several other ones too, but in the work now being reviewed we cared for only two important ones - and that the one in which we do not live, but which is realized inside the dark matter pearls, is distinguished from the present vacuum by there being a (boson) condensate of a speculated bound state of 6 top plus 6 anti-top quarks. In the vacuum phase inside the pearls we would at first have speculated that the expectation value of the Higgs field should go to zero, but that would give us an estimate of the tension of the skin separating interior and the exterior of the pearls, which would not give an acceptable fit. Indeed assuming that the usual Higgs spontaneous breakdown of the weak gauge symmetry in the vacuum inside the pearl is absent would suggest an order of magnitude of the tension in the skin of the pearls of the order of $(100 \text{ GeV})^3$, but the fitting we made gives an appreciably smaller tension.

Name	$\frac{\xi * 10 \text{ MeV}}{\Delta V}$	$\ln \frac{\xi * 10 \text{ MeV}}{\Delta V}$	Uncertainty	
Frequency "3.5keV"	5.0	1.61	100%	
Intensity $\frac{N\sigma}{M^2}$	3.8	1.3	90%	
$S^{1/3}$ theory 1)	0.28	-1.3	40%	
$S^{1/3}$ theory 2)	1	0	40%	
Combined theory $\xi, \Delta V$	0.18	-1.7	100%	
Ratio $\frac{t_{\text{spread}}}{t_{\text{radiation}}}=1$	2.4	0.88	80%	l.b.

Table 3: Table of four theoretical predictions of the parameter $\frac{\xi * 10 \text{ MeV}}{\Delta V}$ on which the quantities happen to mainly depend. The first column denotes the quantities for which we can provide a theoretical or experimental value to be expected for our fit to that quantity. The next column gives what these expected values need the parameter combination $\frac{\xi * 10 \text{ MeV}}{\Delta V}$ to be. The third column is the natural logarithm of that required value for the ratio $\frac{\xi * 10 \text{ MeV}}{\Delta V}$, i.e. $\ln \frac{\xi * 10 \text{ MeV}}{\Delta V}$. The fourth column contains crudely estimated uncertainties of the parameter thus fitted counted in this natural logarithm. In the last column we just marked the ratio $\frac{t_{\text{spread}}}{t_{\text{radiation}}}$ with l.b. to stress that it is only a lower bound and shall not be considered a great agreement for our theory.

The essential parameter we used in our fit was defined as

$$\frac{\xi * 10 \text{ MeV}}{\Delta V} = \frac{10 \text{ MeV} * R / R_{\text{crit}}}{\text{"potential difference for nucleon in the two vacua"}}. \quad (17)$$

In order to reduce the number of parameters in our earlier paper [6] we assumed that the pearls just had such a size that they were on the borderline to collapse and we call the radius of such barely stable pearls R_{crit} . We now denote the actual radius of the (typical) pearl by just R and define the parameter $\xi = \frac{R}{R_{\text{crit}}}$. The parameter ΔV is the binding energy of a nucleon relative to when it is in the

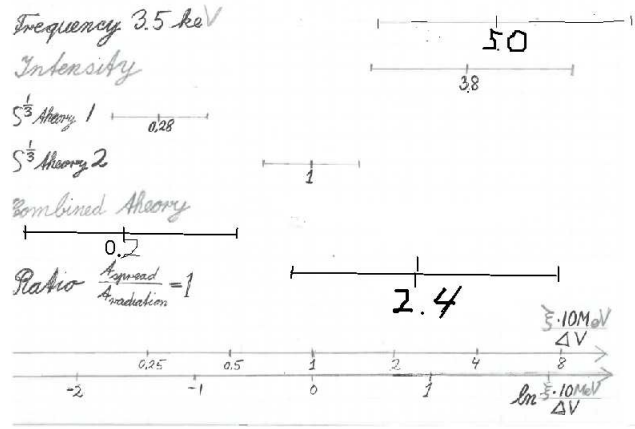


Figure 6: The values of the ratio $\frac{\xi * 10 \text{ MeV}}{\Delta V}$ as needed for four constraints. There are two experimental constraints from the frequency and intensity of the 3.5 keV radiation respectively and two theoretical constraints in two versions corresponding to taking theory 1 or theory 2 for the tension. We make the simplifying assumption that all energy from the surface contraction in a collision gets emitted as 3.5 keV X-rays. The sixth line “Ratio $\frac{t_{\text{spread}}}{t_{\text{radiation}}} = 1$ ” represents the lower bound ensuring that all the energy actually goes into 3.5 keV radiation.

vacuum phase in the interior of the pearls. One should imagine that nucleons are attracted by the pearls by having a lower potential by the amount ΔV inside the pearl. If the pearl gets too small and the pressure from the skin thus too high it will pay energetically for the nucleons inside the pearl to escape and the pearl thus collapses; this is what happens when the radius is smaller than the critical radius R_{crit} . The 10 MeV was just a conventional number, we put in to make the parameter dimensionless.

It turned out from our calculations that the combined parameter ratio $\frac{\xi * 10 \text{ MeV}}{\Delta V}$ is the main one to fit, because the interesting measurable and theoretically interesting quantities mainly depend on it.

We thus used it to make fits especially to the experimentally predictable quantities, the intensity of the 3.5 keV radiation scale and the very frequency 3.5 keV. The fitted values of the combined parameter $\frac{\xi * 10 \text{ MeV}}{\Delta V}$ for these quantities are presented in Table 3 together with those expected for a tension of $(100 \text{ GeV})^3$ as obtained from the Higgs field consideration above (theory 1) - even a somewhat smaller value for the tension is speculated about and called theory 2 - and for a theoretical expectation. These predictions are also plotted in Figure 6.

We see that the theoretical expectations for the tension S tend to fit with too small values of our parameter combination $\frac{\xi * 10 \text{ MeV}}{\Delta V}$ and so does our theoretical estimate of the ξ deviation from criticality combined with the expected value for ΔV represented in the table and the figure below as “combined theory”. The last line in the table and the figure represents a parameter value below which it is expected that more and more energy is lost to higher frequency radiation than the 3.5 keV one. This is because the pearl in the collision gets heated

up and then the heat spreads out so quickly that only a very little part goes into the line observed as the 3.5 keV line. The point is indeed that we expect the temperature from the contraction of the surface to be much higher than 3.5 keV, but then this heat spreads out of course gradually on a second time scale to the whole pearl. Under this spreading out there is a spreading border at the place to which the heating has reached at any moment. Near that border the temperature is about 3.5 keV and the 3.5 keV radiation is produced and because the pearl material is supposed to be transparent to the 3.5 keV and lower frequency radiation, it is radiated out to outer space. But if the heat reaches all through the pearl the outer surface of the pearl gets appreciably hotter than 3.5 keV; then most radiation comes with higher frequency and is correspondingly lost for radiation in the observed 3.5 keV line. The “time ratio $\frac{t_{spread}}{t_{radiation}} = 1$ ” represents the fitting to the value 2.4 of our parameter $\frac{\xi * 10 MeV}{\Delta V}$ at which the heat just reaches to the border of the pearl. That is to say for smaller parameter values there is a significant loss in energy to higher frequencies, while for larger values of our parameter we expect that a major part of the energy from the contractions manages to be emitted as the line.

We obtain a good fit to the frequency and intensity of the 3.5 keV line for a pearl of fixed mass $M = 1.4 * 10^8$ GeV with the parameter value $\frac{\xi * 10 MeV}{\Delta V} = 4.2$. The corresponding radius and surface tension of the pearl are:

$$R = 2.8 \text{ cm} \quad S^{1/3} = 6.7 \text{ GeV}. \quad (18)$$

8 Latest Idea: Smaller Pearls giving also DAMA observation and Tycho Supernova Remnant Observation of 3.5 keV

After the Bled conference we have looked at the idea that we could ignore the connection to the Tunguska event, which was at first so terribly important for our studies and instead seek a combined fitting of not only as just presented the 3.5 keV radiation from the clusters of galaxies and the center of our Milky Way, but also an observation, that would at first look like spoiling the hypothesis that the 3.55 keV line comes from dark matter. In fact this observation was considered by the authors of [24] to be a clear sign that the 3.5 keV line must after all be an effect of some ordinary ions - such as an unexpectedly high abundance of potassium (K) - but not a signal from dark matter. This observation is the observation by Jeltema and Profumo that the 3.5 keV line is indeed also emitted from the Tycho supernova remnant! In almost all usual dark matter models as elementary particles this appearance from the supernova remnant with very little dark matter compared to ordinary matter is rather absurd. It can only come about if the dark matter can somehow absorb the energy present in the remnant region and convert it into the 3.5 keV line.

We are now working on fitting the requirement to get sufficient 3.5 keV radiation from the supernova remnant and it certainly points towards smaller values for the tension than even the fit above.

In fact we have a crude fit to both the observation by Jeltema et al. and the DAMA and DAMA LIBRA observations, but now with both the cubic root of the tension $S^{1/3}$ and the potential difference for a nucleon passing through the skin of the pearl ΔV being of the order of 1 or 2 MeV only.

In this picture the pearls are less than atomic size and thus much more like dark matter models with WIMPs. But, especially to cope with the amount of interaction needed for the Tycho supernova remnant observation, they have to interact so strongly that they will interact several times on the way down through the earth to the DAMA-LIBRA observatory. So they should not be called weakly interacting, i.e the W in WIMP should be left out. Because they are, however, still very heavy, say 10^3 GeV or even heavier, compared to usual WIMP speculations, they are difficult to stop even when they hit matter in the shielding. So they can pass on and penetrate into the apparatus even if they have been somewhat hitting matter on the way down. Assuming that they as macroscopic objects - they are still pearls although now smaller - have somewhat different cross sections, some pearls may come through. Then even if only a small part comes through the shielding they could cause a number of events, as the observations suggest anyway in experiments like DAMA-LIBRA. Actually such a survival is only expected for some exceptional ones among the dark matter particles, which could easily lead to an enhanced dependence on the season and thus be especially suitable to be detected by DAMA-LIBRA relative to other experiments, that just observe the events independent of their seasonal variation.

8.1 $\frac{\sigma}{M}$ from Tycho Observation

The mysterious 3.55 keV line has been seen, corrected to zero Doppler shift, not only from various galaxy clusters and the Milky Way Center, but also from the remnant of the supernova described by Tycho Brahe after its appearance in 1572. This at first seems to be in contradiction to the hypothesis that the X-rays should come from dark matter at all.

The authors Jeltema et al. [24] take it that this Tycho supernova remnant observation means that the 3.55 keV line radiation cannot come from dark matter because basically there would not be dark matter in sufficient amounts in the supernova remnant. It would then have to be an ordinary transition line in excited ions, which must have been underestimated in the theoretical calculation of the other radiation from the supernova remnant say. Actually some underestimate of the abundance of potassium K could deliver a line in the region.

But we basically take the point of view, that dark matter consists of some (type of) particles which have the possibility of being excited, and then when excited to send out especially X-rays in the 3.55 keV line. So we have the option of having the activity in the supernova remnant excite the dark matter particles there and thus make them radiate with their characteristic frequency 3.55 keV. (In the galactic clusters etc. we have a model of exciting them by collisions causing skin contraction and thus extra energy being set free. But the emission is again the characteristic line 3.55 keV.)

But of course the absolute imperative for such a model for creating the 3.55 keV line radiation in the supernova remnant is that the dark matter particles (whatever they may be) have sufficiently big cross sections to at least pick up enough energy for the emission of the observed 3.55 keV line radiation.

8.1.1 How we got the need for $\frac{\sigma}{M} \geq 6 * 10^{-7} m^2/kg$

8.1.2 What observed:

Jeltema and Profumo claim [24] that they have observed an X-ray spectral peak - fitted with difficulty, but nonetheless fitted to be there - with an intensity of $2.2 * 10^{-5}$ photons per cm^2 per s . Thus in each cm^2 of the sphere around Tycho passing through the earth, there passes $2.2 * 10^{-5}$ photons per s per cm^2 (or is it $2.2 * 10^{-6}$? as there is a discrepancy with the figure in [24], and if the figure is right).

The distance to Tycho (SN1572) is about 9000 light-years. In fact, according to Wikipedia:

“The distance to the supernova remnant has been estimated to between 2 and 5 kpc (approx. 6,500 and 16,300 light-years), with recent studies suggesting a narrower range of 2.5 and 3 kpc (approx. 8,000 and 9,800 light-years).”

Taking 1 light-year = 10^{16} m, the area of the sphere around Tycho going through the earth is

$$sphere\ area = 4\pi * (9000ly * 10^{16}m/ly)^2 \quad (19)$$

$$= 10^{41}m^2 \quad (20)$$

So the number of 3.55 keV photons passing through this surface will be

$$\#\ of\ photons = (2.2 \pm 0.3) * 10^{-5} cm^{-2} s^{-1} * 10^{41} * 10^4 cm^2 \quad (21)$$

$$= 2 * 10^{40} s^{-1} \quad (22)$$

$$\sim \text{“an energy rate”} : 3.5keV * 2 * 10^{40} s^{-1} \quad (23)$$

$$= 10^{32} erg/s. \quad (24)$$

8.1.3 Rate of Energy Ploughing up

The total energy in the remnant region will still in first approximation be equal to the energy ejected from the supernova, if we assume that the energy escaping as light going so far away that we no more can count it as belonging to the remnant is small compared to the part remaining in the remnant region. A major part of this energy is presumably in the form of fast moving particles or even X-rays, so that order of magnitudewise we may count it as cosmic rays moving with the speed of light relative to the dark matter pearls, which of course have a much lower velocity of the order of the escape velocity from the Galaxy.

All over the remnant region we assume that the density of dark matter is very similar to that in the neighborhood of our solar system

$$D_{sun} = \frac{0.3\ GeV}{cm^3}, \quad (25)$$

so that the number of pearls we have in every cm^3 is $\frac{0.3\ GeV}{M}$. In each second each of these pearls pick up the cosmic rays or whatever material in the remnant in a volume $\sigma * v \approx \sigma * c$ where σ is the cross section for a pearl and v is the average relative velocity of the pearl and the remnant matter or radiation. That is to say, that during a second the fraction of the volume getting ploughed through is

$$\text{“Fraction ploughed through”} = \frac{D_{sun}}{M} * \sigma * v. \quad (26)$$

So if one observes a 3.55 keV line with an intensity $I = 2.2 * 10^{-5}$ photons per s per cm^2 we need the total energy rate (power) at a distance $d = 9 * 10^{19}m$ to be

$$W = I * 4\pi * d^2 * 3.55 \text{ keV} * 2.2 * 10^{-5} \text{ cm}^{-2} \text{ s}^{-1} = 10^{32} \frac{\text{erg}}{\text{s}}. \quad (27)$$

Then, if all the energy is converted into 3.5 keV radiation, we must have

$$W = E_{\text{remnant}} * v D_{\text{sun}} * \frac{\sigma}{M}, \quad (28)$$

and the lower bound for $\frac{\sigma}{M}$ is

$$\frac{\sigma}{M} \Big|_{\text{Tycho}} = \frac{W}{E_{\text{remnant}} * D_{\text{sun}} v} \quad (29)$$

$$= \frac{10^{32} \text{ erg/s}}{10^{51} \text{ erg} * 0.3 \text{ GeV/cm}^3 * 3 * 10^{10} \text{ cm/s}} \quad (30)$$

$$= 0.56 * 10^{-2} \text{ cm}^2/\text{kg} \quad (31)$$

$$= 10^{-29} \text{ cm}^2/\text{GeV} \quad (32)$$

$$= \frac{1}{(3.4 \text{ GeV})^3} \quad (33)$$

8.2 Comparing to Nuclear σ/M Ratio

The material inside our pearls is highly compressed and taken to be mainly carbon (with atomic number $A = 12$). Then using a crude formula $1.2A^{1/3} fm$ for the radius of a nucleus and $\pi(1.2A^{1/3})^2 fm^2$ for the cross section for some smaller particle scattering on the nucleus, we get for nucleus scattering:

$$\frac{\sigma}{M} \Big|_{\text{nuclear}} = \frac{\pi * 1.2^2 fm^2 * A^{2/3}}{A * 0.94 \text{ GeV}} \quad (34)$$

$$= \frac{123 \text{ GeV}^{-3}}{\sqrt[3]{12}} \quad (35)$$

$$= \frac{1}{(0.265 \text{ GeV})^3}. \quad (36)$$

Combining these numbers for the ratio $\frac{\sigma}{M}$ needed for the dark matter in the supernova remnant (33) with the one for a suitable nucleus (34) we see that the needed lower bound is

$$\frac{\frac{\sigma}{M} \Big|_{\text{Tycho}}}{\frac{\sigma}{M} \Big|_{\text{nuclear}}} = \frac{(0.26 \text{ GeV})^3}{(3.4 \text{ GeV})^3} \quad (37)$$

$$= 0.076^3 = 4.5 * 10^{-4}. \quad (38)$$

This means that about 1/2000 of the accessible energy would indeed become 3.5 keV photons, if the cross section for the pearls in Tycho was actually equal to the nuclear cross section. Actually such an efficiency of $4.5 * 10^{-4}$ is not at all unlikely. So we could claim that, having in mind that the orders of magnitude could have run out to wildly different values, the rather close agreement could be taken to mean that indeed the true $\frac{\sigma}{M}$ for the dark matter pearls being excited

is indeed equal to the nuclear one (34). If indeed the pearls were so small that there was no significant shadowing by one nucleus of another of the nuclei in the pearls, then the cross section to mass ratio would just be the nuclear one. So an order of magnitude agreement with the actual cross section to mass ratio being the nuclear value should be taken almost as successful agreement.

Our original lower bound (29) to (33) is calculated under the assumption that the speed of the particles bringing the energy is equal to the speed of light and that all the available energy goes into the 3.55 keV line. However we shall group the ingredients of the supernova remnant into two parts, neither of which contribute 100% of their energy to the line and only one part, the cosmic radiation, has approximately the speed of light.

Let us consider the two components of the remnant-material separately:

- Cosmic Rays

In order to explain the cosmic rays observed coming **from** the supernova remnant, we need of the order of 5% to 19% of the energy in the remnant to be contained in the cosmic rays.

If we think of a pearl of 10^4 GeV mass and thus with of the order of 10^4 electrons it takes of the order $10^4 * 3.55 \text{ keV} = 40 \text{ MeV}$ energy to heat the pearl to the temperature 3.55 keV. So for a cosmic ray with more than 40 MeV energy hitting the pearl the temperature will, after some time t_{spread} , rise above the 3.55 keV even at the surface and then the emission of the line frequency 3.55 keV will be beaten out in the competition with the higher frequencies. This causes a suppression of 3.55 keV line emission by a factor $\frac{t_{spread}}{t_{radiation}}$, to be compared with what is supposed to happen in the dark-matter + dark matter collisions in which the emitted energy E_S is of the order of a few per mille of the Einstein mass, which we just took to be 10^4 GeV, meaning say $E_S \sim 30 \text{ GeV}$. So only the lowest tail of the cosmic ray energy spectrum down at and below 40 MeV is useful for producing large amounts of 3.55 keV radiation.

If we surmise from looking at the cosmic ray spectrum, which is rather flat for low energy up to about 1 GeV where then the famous decrease by a third power sets in, that the fraction not getting strongly suppressed by the time ratio factor is about $1/20$, then the useful cosmic ray energy is about 1% of the total energy.

But this part, this 1 percent, now risks being lost to lower than 3.55 keV frequencies. In fact the excitons, which are supposed by their decay to deliver the 3.55 keV radiation, will competitively decay into phonons instead of the photon line. We argue below in subsection 8.2.1 that the photon emission going to the line 3.55 keV is suppressed relative to the phonon-type of decay of the exciton by a factor α , the fine structure constant.

So crudely we estimate that from the cosmic ray part of the supernova remnant only about $\frac{1\%}{137} \approx 1/14000$ of the energy goes to the 3.55 keV line.

This alone corresponds to delivering $1/7$ of the radiation, which would be observed if the $\frac{\sigma}{M}$ was what we called the “nuclear ” value. So within our crude estimating this would in itself be enough to fit the hypothesis that the true cross section to mass ratio *is* the “nuclear” one.

- Gas or Plasma

But these particles rather have velocities about 100 times slower than the speed of light [25].

The gas and the plasma in the remnant has a typical velocity of the order $3000 \text{ km/s} = 1\%$ of the speed of light [25]. That of course already reduces the contribution from the gas and the plasma by a factor 100 compared to particles with light speed. Each of these collisions only bring about $(1\%)^2 \text{ GeV} = 100 \text{ keV}$ to the pearl, which is below the above mentioned 40 MeV . Thus there is essentially no energy loss to high frequency radiation, but only to radiation with lower frequency than the 3.55 keV line.

In fact when we have this low total energy situation and the temperature even locally falls below 3.55 keV , excitons decay into phonons as well as to the 3.55 keV line. As we shall go into below there is then a factor α suppressing the 3.55 keV line decay mode relative to the phonon decay mode.

So, if there was no further suppression, the conversion rate of energy into 3.55 keV radiation for the gas and plasma would be suppressed by the combined factor $1\% * 1/137 \sim 1/14000$ compared to the maximally allowed rate. This is accidentally the same factor we got for the cosmic rays.

But actually there is a further suppression in as far as for the charged ions there is an electric field around the pearl pushing positively charged particles away. The relevant energy barrier is $\Delta V \sim 2 \text{ MeV}$, which is more than the 100 keV expected for the gas or plasma impacts. So only the neutral atoms may come through the skin of the pearl. However even the deflected protons, say, can excite the electron system of the pearl by the Coulomb interaction and the energy lost by a proton in a collision can be used for producing radiation of the 3.55 keV line. Anyway, if the number of neutrals is similar in order of magnitude to the number of ions, then this last suppression may at the end not be so significant.

The 3.55 keV radiation from both components of the material in the supernova remnant seems to be suppressed relative to the ideal full use of the energy by about the same factor $1/14000$. This means that the true cross section over mass ratio has to be about 14000 times bigger than the limit we first calculated. We found that the “nuclear” cross section to mass ratio is about 2000 times bigger than the bound “when using the text” in the paper by Jeltama et al. [24]. However if we take the ten times smaller line flux from the “figure” to be right the “nuclear” cross section to mass ratio is about 20000 times bigger. So we get a somewhat better agreement with the “figure” value, but basically we get an almost equally good agreement with the “text” value.

It really seems that a reasonable estimate can support the idea that the true cross section to mass ratio could be what we called the nuclear one.

The special likelihood that the true ratio should be the “nuclear one” is explained here again in other words:

If we assume that the tension S and the parameter $\frac{\xi_{fs}}{\Delta V}$ have such values that *formally* the cross section to mass ratio $\frac{\sigma}{M}$ would be smaller than the corresponding nuclear ratio (34), the actual cross section to mass ratio would only be approximately equal to the nuclear ratio. (Here ξ_{fs} is the radius scaling

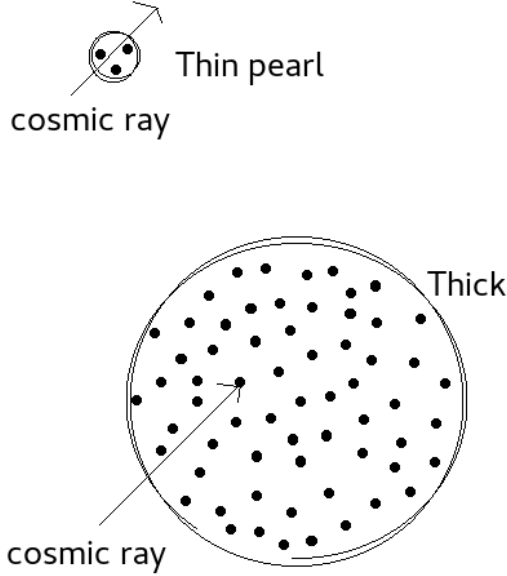


Figure 7: This figure illustrates that for the density inside a pearl being very high a cosmic ray particle hitting the pearl will sooner or later in the interior hit a nucleus, while for a very little pearl with the same density the thickness of the pearl is insufficient for all cosmic ray particles to hit a nucleus and the cross section will be less than the geometrical one $\sigma = \pi R^2$. The ratio $\frac{\sigma}{M}$ is then rather equal to the nuclear value (34).

factor for fixed tension S , see section 8.3.2). However for sufficiently thin pearls a cosmic ray say could with high probability pass through the pearl without hitting any nuclei inside. For such parameters one would obtain for the cross section to mass ratio just the nuclear value, see Figure 7.

Optimistically we could say that our estimate of the efficiency of the conversion of energy in the supernova remnant into 3.55 keV radiation suggests that the size of the pearls is actually so small that the cross section to mass ratio becomes equal to the nuclear ratio. But for this to happen it would have to be that the formally calculated ratio should be *larger* than or equal to this nuclear ratio. This in turn will put an upper limit on the tension S depending somewhat on our parameter $\frac{\xi f S}{\Delta V}$, since the cross section to mass ratio is a decreasing function of the tension S and then of course also as a function of the third root of this tension $S^{1/3}$ which we mainly use in our text and figures.

8.2.1 The promised α -factor.

For the above mentioned factors α it is crucial that the decay rate into the 3.55 keV line is of the order α lower than the rate of an exciton decaying into phonons.

Of course if we consider the radiative decay with a 3.55 keV photon being emitted, there must be an α factor in the decay rate.

However we argue that in the low temperature situation considered the dis-

placements of the lattice in the phonon-modes have sizes which do not depend in a simple way on the fine structure constant, but are rather just given by the elasticity properties of the material, the sound velocity and the density. We take the electron single particle energy eigenstates to be close to momentum eigenstates and not of a form depending severely on α . The lattice displacements will then modify the wave functions and give some overlap between the hole and the electron wave functions from which the exciton decay rate into phonons may be estimated. The point now is that such decay rates do not contain an explicit factor of α .

Note that in the above argument we have to keep in mind that the homolumo gap is very small compared to the fermi momentum or energy say. Therefore in the decay of an electron-hole pair with such a small energy - as the homolumo gap - only a small range of momentum shifts of the electron is possible. This range may though be bigger for the phonon decay mode than for the X-ray emission because of the lower velocity of the phonon than the photon. Ignoring this difference in range for the two modes under the small energy in the decay, it will indeed turn out that the photon emission is lower in rate by a factor of order α .

8.3 Combined Fitting, Small Pearl Model

8.3.1 Formulas for the Critical Case, Pearls Just about to Collapse

First let us give a list of the interesting quantities in terms of the cubic root of the tension of the surface $S^{1/3}$ and the energy difference for the nucleon on passing the domain wall ΔV in the case of a critical sized pearl. By this we mean the case in which a further parameter has been avoided by adjusting it so that the tension provides a pressure on the material inside the pearl making it just on the border to collapse by spitting out nucleons. In other words providing enough pressure to just barely compensate the potential difference ΔV per nucleon. So now we should note the various parameters in this borderline/critical situation (see reference [3] for details on the notation):

$$\text{Pearl radius } R_{crit} = \frac{3\pi^2 S}{2(\Delta V)^4} \quad (39)$$

$$\text{Fermi momentum } p_{f \text{ crit}} = 2\Delta V \quad (40)$$

$$\text{Energy release by collision } E_{S \text{ crit}} = S(\sim 4\pi)R_{crit}^2 \quad (41)$$

$$= \pi^5 * 9S^3/(\Delta V)^8 \quad (42)$$

$$\text{Collision cross section } \sigma_{crit} = \pi * (2R_{crit})^2 = 9 * \pi^5 S^2/(\Delta V)^8 \quad (43)$$

$$t_{spread \text{ crit}} = \frac{\rho c_p}{4k} * R_{crit}^2 \quad (44)$$

$$= \frac{\alpha 55 R^2 T}{24 c^3} |_{crit} \quad (45)$$

$$t_{radiation \text{ crit}} = \frac{E_S}{4\pi R^2 \sigma_{ST} (3.5 keV)^4} \quad (46)$$

$$= \frac{60S}{\pi^2 (3.55 keV)^4}; \quad (47)$$

$$\frac{\sigma_{crit}}{M_{crit}} = \frac{9\pi^5 S^2/(\Delta V)^8}{m_N * \frac{24\pi^5 S^3}{(\Delta V)^9}} \quad (48)$$

$$= \frac{\Delta V}{\frac{8}{3} S m_N} \quad (49)$$

$$\frac{E_{S \text{ crit}}}{M_{\text{crit}}} = \frac{S(\sim 4\pi)(\frac{3\pi^2 S}{(\Delta V)^4})^2}{m_N \frac{24\pi^5 S^3}{(\Delta V)^9}} \quad (50)$$

$$= \frac{\Delta V}{\frac{8}{3} m_N} \quad (51)$$

$$\frac{N_{\text{crit}}}{M_{\text{crit}}} = \frac{E_{S \text{ crit}}}{M_{\text{crit}} * 3.55 \text{ keV}} = \frac{\Delta V}{\frac{8}{3} m_N * 3.55 \text{ keV}} \quad (52)$$

$$\left. \frac{N\sigma}{M^2} \right|_{\text{all } E_S \rightarrow 3.5 \text{ keV}; \text{ crit}} = \frac{N_{\text{crit}}}{M_{\text{crit}}} * \frac{\sigma_{\text{crit}}}{M_{\text{crit}}} \quad (53)$$

$$= \frac{(\Delta V)^2}{\frac{16}{3} S m_N^2 * 3.55 \text{ keV}} \quad (54)$$

$$\frac{t_{\text{spread}}}{t_{\text{radiation}}} * \left. \frac{N\sigma}{M^2} \right|_{\text{all } E_S \rightarrow 3.5 \text{ keV}; \text{ crit}} = \frac{1.23 * 10^{-15} \text{ MeV}}{\Delta V^5} \quad (55)$$

$$\text{frequency} = E_H = 137^{-3/2} \sqrt{2} p_f = 137^{-3/2} \sqrt{22} \Delta V \quad (56)$$

$$\sqrt[3]{\frac{9\pi M_{\text{crit}}}{8m_N}} = (Rp_f)|_{\text{crit}} \quad (57)$$

$$\frac{M_{\text{crit}}}{m_N} = \frac{24\pi^5 S^3}{(\Delta V)^9}. \quad (58)$$

8.3.2 With Radius Scale up Parameter ξ_{fS}

The critical case is not realistic except very crudely. The pearls would collapse by the tiniest deformation during the contraction in the early universe situation. We must expect that there must be an appreciable safety margin in the sense, that the number of nucleons inside the contracting pearl for the pearl not to collapse immediately must be so large, that the final radius, when the fluctuations from the contraction have died out will be say $R = \xi_{fS} * R_{\text{crit}}$ with $\xi_{fS} \approx 5$. We estimated in earlier articles [3] this expected ratio of the average radius to the critical or borderline one to be $\sqrt{4\pi} * 2^{4/9} \approx 5$.

The dependence of some of the important quantities with this ξ_{fS} goes as follows. Here we also include the dependence on ΔV and on S :

$$\text{Pearl radius } R = \xi_{fS} R_{\text{crit}} = \xi_{fS} \frac{S * 24\pi^2}{(2\Delta V)^4} \quad (59)$$

$$\text{Cubic root of tension } S^{\frac{1}{3}} = S^{1/3} (\text{fixed}) \quad (60)$$

$$\text{Fermi momentum } p_f = \xi_{fS}^{-1/4} 2\Delta V \quad (61)$$

$$\text{Energy release by collision } E_S = \pi^5 * 9 S^3 \xi_{fS}^2 / (\Delta V)^8 \quad (62)$$

$$\text{Collision cross section } \sigma = 9\pi^5 \xi_{fS}^2 S^2 / (\Delta V)^8 \quad (63)$$

$$t_{\text{spread}} = \frac{\alpha 55 R^2 T}{24 c^3} \quad (64)$$

$$(\text{where } T \approx 0.3\Delta V) \quad (65)$$

$$= 1.10\Delta V * S^2 \left(\frac{\xi_{fs}^{1/4}}{\Delta V} \right)^8 \quad (66)$$

$$t_{radiation} = \frac{60S}{\pi^2(3.55 \text{ keV})^4} \quad (67)$$

$$= \frac{6.08S}{(3.55 \text{ keV})^4}; \quad (68)$$

$$\frac{t_{spread}}{t_{radiation}} = \frac{1.10\Delta V * S^2 \left(\frac{\xi_{fs}^{1/4}}{\Delta V} \right)^8}{\frac{6.08S}{(3.55 \text{ keV})^4}} \quad (69)$$

$$= 0.18 * (3.55 \text{ keV})^4 * S \left(\frac{\xi_{fs}^{1/4}}{\Delta V} \right)^8 \Delta V \quad (70)$$

$$\frac{\sigma}{M} = \frac{9 * \pi^5 S^2 \left(\frac{\xi_{fs}^{1/4}}{\Delta V} \right)^8}{m_N * 24\pi^5 S^3 \left(\frac{\xi_{fs}^{1/4}}{\Delta V} \right)^9} \quad (71)$$

$$= \frac{1}{\frac{8}{3} S m_N * \frac{\xi_{fs}^{1/4}}{\Delta V}} \quad (72)$$

$$\frac{E_S}{M} = \frac{S(\sim 4\pi) R_{crit}^2}{m_N 24\pi^5 S^3 \left(\frac{\xi_{fs}^{1/4}}{\Delta V} \right)^9} \quad (73)$$

$$= \frac{1}{\frac{8}{3} m_N * \frac{\xi_{fs}^{1/4}}{\Delta V}} \quad (74)$$

$$\frac{N}{M} = \frac{E_S}{M * 3.55 \text{ keV}} = \frac{1}{\frac{8}{3} m_N * \frac{\xi_{fs}^{1/4}}{\Delta V} * 3.55 \text{ keV}} \quad (75)$$

$$\frac{N\sigma}{M^2} \Big|_{all E_S \rightarrow 3.5 \text{ keV}} = \frac{N}{M} * \frac{\sigma}{M} \quad (76)$$

$$= \frac{1}{\frac{16}{3} * \frac{4}{3} S m_N^2 * \left(\frac{\xi_{fs}^{1/4}}{\Delta V} \right)^2 * 3.55 \text{ keV}} \quad (77)$$

$$\begin{aligned} \frac{t_{spread}}{t_{radiation}} * \frac{N\sigma}{M^2} \Big|_{all E_S \rightarrow 3.5 \text{ keV}} &= 0.18 * (3.55 \text{ keV})^4 S \left(\frac{\xi_{fs}^{1/4}}{\Delta V} \right)^8 \Delta V * \\ &* \frac{1}{\frac{16}{3} * \frac{4}{3} S m_N^2 * \left(\frac{\xi_{fs}^{1/4}}{\Delta V} \right)^2 * 3.55 \text{ keV}} \quad (78) \end{aligned}$$

$$= 1.23 * 10^{-15} \text{ MeV} \Delta V * \left(\frac{\xi_{fs}^{1/4}}{\Delta V} \right)^6 \quad (79)$$

$$frequency = E_H = 137^{-3/2} \sqrt{2} p_f = \xi_{fs}^{-1/4} \frac{2\sqrt{2}}{137^{3/2}} \Delta V \quad (80)$$

$$\frac{M}{m_N} = \frac{8}{9\pi} (Rp_f)^3 \quad (81)$$

$$= 24\pi^5 \left(\frac{S^{1/3} \xi_{fS}^{1/4}}{\Delta V} \right)^9 \quad (82)$$

For the fitting of the intensity we use (14) and (78):

$$8.1 * 10^{-4} GeV^{-4} = 1.23 * 10^{-15} MeV \Delta V * \left(\frac{\xi_{fS}^{1/4}}{\Delta V} \right)^6 \quad (83)$$

$$\text{or with } \Delta V = 10 MeV \text{ say} \quad (84)$$

$$\left(\frac{\xi_{fS}^{1/4}}{\Delta V} \right)^6 = \frac{8.1 * 10^{-16} MeV^{-4}}{1.23 * 10^{-14} MeV^2} = 0.0659 MeV^{-6} \quad (85)$$

$$\text{giving } \frac{\xi_{fS}^{1/4}}{\Delta V} = \sqrt[6]{0.0659 MeV^{-6}} \quad (86)$$

$$= 0.635 MeV^{-1} \quad (87)$$

Similarly for the frequency fitting of $E_H = 3.55 keV$ we use (80):

$$\frac{\xi_{fS}^{1/4}}{\Delta V} = (3.55 keV)^{-1} * \frac{2\sqrt{2}}{137^{3/2}} \quad (88)$$

$$= 0.50 MeV^{-1}. \quad (89)$$

Thus we fit the frequency and intensity of the X-ray line with essentially the same value of our parameter $\frac{\xi_{fS}^{1/4}}{\Delta V}$. So our small pearl model provides a good fit to the astronomical data.

Using $\frac{\sigma}{M}|_{Tycho} = \frac{1}{(3.4 GeV)^3}$ and equation (72) we have:

$$\frac{1}{(3.4 GeV)^3} = \frac{1}{\frac{8}{3} S m_N * \frac{\xi_{fS}^{1/4}}{\Delta V}} \quad (90)$$

or

$$(S^{1/3})^3 * \frac{\xi_{fS}^{1/4}}{\Delta V} = (3400 MeV)^3 * 3/(8m_N) \quad (91)$$

$$= 1.57 * 10^7 MeV^2 \quad (92)$$

E.g. we can ask: what is $S^{1/3}$, if we want $\frac{\xi_{fS}^{1/4}}{\Delta V} = 0.50 MeV^{-1}$? The answer is $S^{1/3} = \sqrt[3]{3.14 * 10^7 MeV^3} = 315 MeV$.

If we instead assume the “nuclear” value for $\frac{\sigma}{M}$, which is 2000 times bigger we get of course from (72) a $\sqrt[3]{2000}$ times smaller $S^{1/3} = 25 MeV$. This last value is, however, only to be considered an upper bound for $S^{1/3}$; if the tension $S^{1/3}$ was even smaller the $\frac{\sigma}{M}$ ratio would not increase further, because the say cosmic ray particles hitting the pearl would penetrate the pearl and effectively only experience the “nuclear” value. Thus we really have

$$S^{1/3} \leq 25 MeV. \quad (93)$$

With the fitted value $\frac{\xi_{fs}^{1/4}}{\Delta V} = 0.5 \text{ MeV}^{-1}$ this corresponds according to equation (82) to an upper limit for the mass

$$M \leq 5.1 * 10^{13} \text{ GeV} \quad (94)$$

and an upper limit for the radius

$$R \leq 2.9 * 10^{-9} \text{ m} \quad (95)$$

ensuring in itself the upper limit from the DAMA-LIBRA experiment $M \leq 1.56 * 10^{14} \text{ GeV}$.

8.4 DAMA-LIBRA Mass Extraction

The major speculation and idea behind the small pearl study, in addition to the inclusion of the Jeltema and Profumo observation of 3.55 keV X-ray radiation from the Tycho supernova remnant, is the inclusion of an attempt to fit and explain the controversial DAMA-LIBRA experiment[26]. In contrast to other underground searches for dark matter, DAMA-LIBRA *did* find the dark matter by the technique of seasonal variation.

According to the discussion in subsection 8.2 the cross section to mass ratio $\frac{\sigma}{M}$ for our pearls needed to fit reasonably the Tycho supernova remnant observation agrees - we wanted to say as a “coincidence” (but that is only very optimistically true) - with the same ratio for e.g. carbon nuclei.

Indeed we found (34)

$$\left. \frac{\sigma}{M} \right|_{nuclear} = \frac{1}{(0.26 \text{ GeV})^3} \quad (96)$$

$$= 1.25 * 10^{-3} \text{ m}^2/\text{kg} \quad (97)$$

while the DAMA-LIBRA experiment presented two allowed regions for WIMP observation in the mass of the particle versus cross section plane:

$$(M, \sigma) = (18 \text{ GeV}, 2 * 10^{-4} \text{ pb}) = (3.2 * 10^{-26} \text{ kg}, 2 * 10^{-44} \text{ m}^2) \quad (98)$$

and

$$(M, \sigma) = (180 \text{ GeV}, 10^{-4} \text{ pb}) = (3.2 * 10^{-26} \text{ kg}, 10^{-44} \text{ m}^2), \quad (99)$$

giving respectively

$$\frac{\sigma}{M} = \frac{2 * 10^{-4} \text{ pb}}{18 \text{ GeV}} \quad (100)$$

$$= 6.24 * 10^{-19} \text{ m}^2/\text{kg} \quad (101)$$

and

$$\frac{\sigma}{M} = \frac{10^{-4} \text{ pb}}{180 \text{ GeV}} \quad (102)$$

$$= 3.1 * 10^{-20} \text{ m}^2/\text{kg}. \quad (103)$$

It means that the ratio $\frac{\sigma}{M}$ fitted to WIMPs by DAMA is about a factor 10^{12} (or even 10^{13}) lower than the number which our fit using the Jeltema and

Profumo 3.55 keV observation points to, namely $6 * 10^{-7} m^2/kg$ (if we use the “figure-value” $6 * 10^{-8} m^2/kg$ we could get 10^{11} only). If we take it that really the $\frac{\sigma}{M}$ ratio for our pearls is equal to the nuclear value, then the deviation from the observed ratio in DAMA-LIBRA is even larger, by about a factor 2000 bigger.

As we shall see in the next subsection 8.4.1 we estimate that the number of particles / events observed requires that the mass be at most $1.56 * 10^{14}$ GeV, since otherwise with the known density $D_{sol} \approx 0.3 GeV/cm^3$ there could not be enough particles so as to fit the observed ones.

The main idea now is that our dark matter pearls have a rather high cross section and thus cannot avoid interacting with the large amount of earth above the DAMA detector. Due to the filtering and braking of the pearls we assume that this shielding of the detector effectively removes all but one particle in $10^{12} * \frac{M}{M_{fit\ DAMA}}$. This number was just taken from the comparison of the assumed cross section and the seemingly measured one giving a ratio 10^{12} as we just discussed and then correcting it by the factor $\frac{M}{M_{fit\ DAMA}}$. Here $M_{fit\ DAMA}$ stands for the mass of the WIMP fitted by the DAMA-LIBRA group. To cope with this suppression of the number of particles we need an increase in the number coming in by the factor $10^{12} * \frac{M_{fit\ DAMA}}{M}$. Thus we have to use this factor to reduce our estimate of the pearl mass M relative to the $1.56 * 10^{14}$ GeV to obtain:

$$M = \text{“Mass estimate from DAMA”} \approx \frac{1.56 * 10^{14} GeV}{10^{12} * \frac{M_{fit\ DAMA}}{M}} \quad (104)$$

$$= 160 GeV * \frac{M}{M_{fit\ DAMA}} \quad (105)$$

or

$$M_{fit\ DAMA} = 160 GeV. \quad (106)$$

This mass of 160 GeV is in very good agreement with the above values (98, 99) of 18 GeV or 180 GeV. So it is very well consistent with the DAMA-LIBRA data that the $\frac{\sigma}{M}$ ratio should be equal to the lower bound needed for the Tycho supernova remnant observation by Jeltema et al.

Let us, however immediately mention a little correction:

The fit by the DAMA-LIBRA experimentalists of course assumed that the modulated part of the signal they observed was only a small part of all the dark matter hits they saw. However, in our rather IMP-model it is most likely that the modulated signal is a much larger part of the full signal. Crudely we would argue that the modulated signal in an IMP model is likely to be of the same order of magnitude as the full signal. In other words the main part of the unmodulated signal would in fact be background. If now the fit of the DAMA-LIBRA had taken such a point of view the formal cross section they would deliver would have been appreciably smaller by a factor equal to the ratio between the bulk and the modulated signal. With this correction it then means that the suppression would be stronger by such a ratio and the factor 10^{12} which we used would be even bigger by something like two orders of magnitude. That in turn would make the $\frac{\sigma}{M}|_{true}$ ratio, having been measured so to speak by DAMA-LIBRA, would go up from the one agreeing with the lower bound

from Tycho to a bigger value much closer to the nuclear one, although not quite there.

Had we used the supposed more correct value by taking the 10^{12} bigger by a factor 2000, or rather including the mass correction $10^{12} * 2000 * \frac{M_{fit\ DAMA}}{M}$, we would only get consistency provided we have the proposed extra correction by claiming that in truth the modulation effect is almost 100% of the dark matter signal.

But note that since the mass M dropped out of the equation (106) we derived, this consideration left the mass M of the pearls unrestricted. However we had of course already found an upper limit for the mass M , namely

$$M \leq 1.56 * 10^{14} GeV. \quad (107)$$

Furthermore our pearls must not just be ordinary atoms surrounded by a skin, they must be *many* atoms surrounded by the skin. There shall at least be so many, Z , charges on protons in the pearl that a potential of the order of magnitude of ΔV can be achieved. Using the well-known formula for the ground state of the electron binding energy for a hydrogen like atom $ZRy \approx Z * 13 \text{ eV}$, we need to get $Z \approx 10^5$ at least, just to reach even the surprisingly small $\Delta V \sim 1 \text{ MeV}$ coming out of our fit to the small pearls. So we cannot keep the model unless we let the mass M of the pearls be at least 10^5 GeV .

Combining these bounds for the mass, it must be in the interval:

$$1.56 * 10^{14} GeV \geq M \geq 10^5 GeV. \quad (108)$$

8.4.1 How Many Particle Hit the DAMA Experiment?

In this subsection we shall now estimate the promised approximate absolutely lowest needed number of dark matter particles coming in and thereby the upper bound on the mass of these particles as follows:

The modulated part of the signal is found by DAMA/LIBRA to be of the order 0.01 cpd/kg/keV in the region of energy of the signal in the range 1keV to 6 keV where any modulation if found at all. Taking this as averaged over the range of 5 keV it means that one in total saw at least 0.05 cpd/kg even modulated and thus dark matter related events meaning for the whole apparatus about $250 \text{ kg} * 0.05 \text{ cpd/kg} = 12.5 \text{ cpd}$. Since the apparatus has an area of the order of $1/4 \text{ m}^2$ - it consists of 25 essentially $10 \times 10 \times \dots$ blocks - this means an absolutely needed flux - whatever the theory - of 50 cpd/m^2 . Here cpd means counts per day, and should be compared to what we trust about the dark matter: We have in our region a mass density $0.3 \text{ GeV/cm}^3 = 3 * 10^5 \text{ GeV/m}^3$ and a velocity of the order 300 km/s meaning $300 \text{ km/s} * 86400 \text{ s/day} = 26 * 10^6 \text{ km/day} = 2.6 * 10^{10} \text{ m/day}$. So $1/4 \text{ m}^2$ tracks per day a volume $1/4 * 2.6 * 10^{10} \text{ m}^3 = 6.5 * 10^9 \text{ m}^3$ containing a mass of $6.5 * 10^9 \text{ m}^3 * 3 * 10^5 \text{ GeV/m}^3 = 19.5 * 10^{14} \text{ GeV} = 2.0 * 10^{15} \text{ GeV}$. This $2.0 * 10^{15} \text{ GeV}$ mass is to be shared on 12.5 counts, since there have been seen 12.5 cpd. Thus the particles must at least have masses less than or equal to $2.0 * 10^{15} \text{ GeV} / 12.5 = 1.56 * 10^{14} \text{ GeV}$. There is the possibility that with the strongly interacting pearls in our small mass model the modulation part relative to the total number of interactions with the apparatus gets appreciably enhanced. In fact the depth into which the pearls penetrate must be strongly dependent on the impact velocity, since it takes more collisions to stop a fast pearl than a slow one (compared to Earth velocity). Since presumably the

DAMA-LIBRA experiment is working with the few pearls coming especially deep down the number of them could be very strongly velocity dependent. It is in fact possible that these modulation part particles are almost the only dark matter particles, although this would usually be a bit strange if it were so. Such enhancement of the modulation could explain the long standing mystery, why DAMA-LIBRA sees the dark matter while the other experiments - not using the modulation technique - do not see anything.

Because of a printing mistake in the Jeltema et al. paper one can choose not to believe their published rate for the number of 3.55 keV photons they observe, but instead use the value in their figure. This then gives a factor 10 times lower observation rate, and thus with the figure used instead of the number in the article, we could claim that they find rather $\frac{\sigma}{M} = 6 * 10^{-8} m^2/kg$. In this case the shielding caused factor would not be 10^{12} as above but rather only 10^{11} and our estimate of the mass $M_{fit\,DAMA}$ would then go up to $1.6 * 10^3 GeV$.

8.5 Simple Formulas on Underground Searches for Dark Matter

Usually people assume that dark matter consists of weakly interacting particles, so called WIMPs (= weakly interacting massive particles). But if the particles could be heavy, they could also be so strongly interacting that the particles would interact several times on the way down through the earth shielding the experiments looking for dark matter underground. However they do not need to be sufficiently strongly interacting that it would make them visible on the sky. Such particles would not deserve the name WIMP but rather only IMP.

Since all we know from the gravitational effect of the dark matter is the mass density D , the quantity that crudely measures the degree of visibility of the dark matter would be the amount of absorption or of any kind of observable effect, say some cross section σ per unit volume in outer space. For fixed D that quantity would be proportional to the ratio $\frac{\sigma}{M}$, i.e. to the amount of cross section per unit mass.

We shall in this section, taking just this ratio $\frac{\sigma}{M}$, look for what one crudely measures in experiments looking for WIMPs or IMPs impacting on earth.

Calling the mass of the average nucleus or whatever is taken to be the most important constituent of the earth hitting the dark matter particles $M_{nucleus}$, we may crudely estimate that the number of collisions it takes for a dark matter particle to be effectively stopped in passing through the shielding is

$$\text{“ Number hit for stop”} \approx \frac{M}{M_{nucleus}}. \quad (109)$$

The argument for this estimate is the following:

During its passage through the shielding - the layer of earth above the detector - the dark matter particle / pearl of mass M hits earth particles of mass $M_{nucleus}$, which then obtain a speed of the order of magnitude of the speed v of the dark matter particle itself. Thereby the hit particles achieve a kinetic energy of the order of $M_{nucleus}v^2/2$ which is $\frac{M_{nucleus}}{M}$ times the kinetic energy of the dark matter pearl itself $Mv^2/2$. Thus to bring the kinetic energy of this pearl down to about zero it is needed of the order of the inverse of the fraction $\frac{M_{nucleus}}{M}$ such hits. But that is just what (109) says.

8.5.1 Estimation of Number of Hits Needed

As we shall see in a moment we shall avoid the pearl making too many hits when passing the counting sensitive region of the experiment. The reasons are:

- If one sees more than one hit in the experiment, one counts it as a background interaction and does not include it in the usual searches for WIMPs.
- Below we shall give an estimate of the number of hits to be seen in the experimental sensitive region. If there are many interactions/hits in this region there will not be so many counts of something happening as the estimation below. They will so to speak be used up on multiple hits instead.

We estimate now an effective thickness of the experimentally sensitive region in say the DAMA-LIBRA experiment to be of the order of $l_{sensitive} = \frac{1}{2} m$. Then we argue that the stopping length l_{stop} divided by “Number hit for stop” $\approx \frac{M}{M_{nucleus}}$, should be larger than or of order of magnitude of $\frac{1}{2} m$. I.e.

$$\frac{l_{stop} M_{nucleus}}{M} \geq l_{sensitive} \approx \frac{1}{2} m. \quad (110)$$

8.5.2 Penetration in Terms of $\frac{\sigma}{M}$

If one thinks of WIMPs the very number of observed dark matter particles or pearls in an underground experiment is proportional (crudely at least) to the ratio $\frac{\sigma}{M}$ of cross section to mass. This is because, taking the density of dark matter D in the astronomical neighborhood and the typical velocity v as given, the flux of dark matter particles passing by becomes inversely proportional to the mass M and the interaction rate must of course always be proportional to the cross section σ for hitting.

Therefore really the ratio $\frac{\sigma}{M}$ estimated by an underground experiment is basically an estimate of the intensity of hits in the sensitive part of the apparatus. Assuming dark matter consists of WIMPs this number is basically measured by the underground experiments, essentially just by counting events.

Now, however, if the pearls interact several times on their way down through the shielding then the effect of such full or partial stopping of the particles can of course drastically change the result of measuring the ratio $\frac{\sigma}{M}$ as if they were WIMPs.

Almost by dimensional arguments we could write down the stopping length

$$l_{stop} = \frac{M}{\sigma \rho_{shield}}. \quad (111)$$

In fact supposing that the shielding material is mass-wise dominated by the one particle - presumably a nucleus - of mass $M_{nucleus}$ the (mass) density is given as

$$\rho_{shield} = \text{“number density”} * M_{nucleus}. \quad (112)$$

and the distribution of the pearl’s first hit on this material is given as

$$\propto \exp(-l_{hit} x) \text{ (where } x \text{ is depth into shielding)} \quad (113)$$

where

$$l_{hit} = \frac{1}{\text{“number density”} * \sigma} \quad (114)$$

$$= \frac{M_{nucleus}}{\rho_{shield} * \sigma}, \quad (115)$$

we obtain

$$l_{stop} = \frac{M}{M_{nucleus}} * l_{hit} \quad (116)$$

$$= \frac{M}{\sigma \rho_{shield}}. \quad (117)$$

For simplicity we shall at first assume that the suppression of the rate of the part of the dark matter coming through the shielding is proportional to $\exp(-x/l_{stop})$ where x is the depth, meaning the penetration depth into the earth, even in the case of multiple scattering. This simplification is of course not mathematically true and we shall return to it later. However proceeding with our simplifying assumption we find that the cross section to mass ratio $\frac{\sigma}{M}|_{WIMP}$ to be effectively found as if we had WIMPs will be

$$\frac{\sigma}{M}|_{as \ WIMP} * \frac{M_{as \ WIMP}}{M} = \frac{\sigma}{M} * \exp(-x/l_{stop}). \quad (118)$$

$$\text{or } \sigma|_{as \ WIMP} = \sigma_{true} * \exp(-x/l_{stop}) \quad (119)$$

Using (116) we write this in the form

$$\frac{\sigma}{M}|_{as \ WIMP} * \frac{M_{as \ WIMP}}{M} = \frac{\sigma}{M} * \exp(-\frac{x \rho_{shield} \sigma}{M}), \quad (120)$$

which we can consider as a transcendental equation from which to determine the true $\frac{\sigma}{M}$ for the dark matter pearls from the experimentally observed “as if WIMP” value $\frac{\sigma}{M}|_{as \ WIMP}$, which can be identified with the DAMA-LIBRA fitted value. There is in this equation for a small value of the $\frac{\sigma}{M}|_{as \ WIMP}$ the WIMP-solution, but there are *two* solutions. The second solution is a strong coupling solution. To solve the equation in this strong coupling case we of course have to put in the value of the depth x under earth of the experiment. It is given as 3400 mwe (= meters water equivalent), which means we can put $x = 3400 \text{ m}$ and then $\rho_{shield} = 1000 \text{ kg/m}^3$. In principle we have to correct for the fact that the dark matter particles will typically move in a skew direction and the true value of x will be somewhat larger than the minimal distance from the earth’s surface to the experiment. Since we anyway calculate very crudely and since in the strongly interacting case the shortest way down will come to give the dominant contribution, we here simply take $x = 3400 \text{ m}$ and $\rho_{shield} = 1000 \text{ kg/m}^3$. Then we obtain

$$(x \rho_{shield})_{for \ DAMA} = 3400 \text{ m} * 1000 \text{ kg/m}^3 \quad (121)$$

$$= 3.4 * 10^6 \text{ kg/m}^2 \quad (122)$$

For illustration let us remark that e.g. for what we called “nuclear” cross section to mass ratio $1.25 * 10^{-3} \text{ m}^2/\text{kg}$, see equation (97), the exponent would become $-3.4 * 10^6 \text{ kg/m}^2 * 1.25 * 10^{-3} \text{ m}^2/\text{kg} = -4.3 * 10^3$.

The cross section to mass ratio for WIMPs seemingly observed in the DAMA-LIBRA controversial underground experiment may be taken from the two allowed regions in the mass of particle versus cross section plane as presented by the experimentalists:

$$(M, \sigma) = (18 \text{ GeV}, 2 * 10^{-4} \text{ pb}) = (3.2 * 10^{-26} \text{ kg}, 2 * 10^{-44} \text{ m}^2) \quad (123)$$

and

$$(M, \sigma) = (180 \text{ GeV}, 10^{-4} \text{ pb}) = (3.2 * 10^{-26} \text{ kg}, 10^{-44} \text{ m}^2), \quad (124)$$

giving respectively

$$\left. \frac{\sigma}{M} \right|_{as \text{ WIMP}} = \frac{2 * 10^{-4} \text{ pb}}{18 \text{ GeV}} = \frac{2 * 10^{-44} \text{ m}^2}{3.2 * 10^{-26} \text{ kg}} \quad (125)$$

$$= 6.24 * 10^{-19} \text{ m}^2/\text{kg} \quad (126)$$

and

$$\left. \frac{\sigma}{M} \right|_{as \text{ WIMP}} = \frac{10^{-4} \text{ pb}}{180 \text{ GeV}} = \frac{10^{-44} \text{ m}^2}{3.2 * 10^{-25} \text{ kg}} \quad (127)$$

$$= 3.1 * 10^{-20} \text{ m}^2/\text{kg} \quad (128)$$

Solving the transcendental equation (120) iteratively we first find that

$$x\rho_{shield} * \frac{\sigma}{M} \approx \ln \left(\frac{\sigma}{M} * \frac{M}{\sigma} \right|_{as \text{ WIMP}} * \frac{M}{M_{as \text{ WIMP}}} \right). \quad (129)$$

Taking at first the logarithm to be of order unity we shall test as first iteration $\frac{\sigma}{M} = (x\rho_{shield})^{-1} = (3.4 * 10^6 \text{ kg/m}^2)^{-1} = 2.94 * 10^{-7} \text{ m}^2/\text{kg}$. But inserting that value into the logarithm gives the value $\ln(\frac{2.94 * 10^{-7} \text{ m}^2/\text{kg}}{10^{-20} \text{ m}^2/\text{kg}} / \frac{M_{as \text{ WIMP}}}{M}) = \ln(3 * 10^{13}/0.1) = 33$. Here we have used $M_{as \text{ WIMP}} = 180 \text{ GeV}$ (124) and $M = 2000 \text{ GeV}$ (140) giving $\frac{M_{as \text{ WIMP}}}{M} \sim 0.1$.

So the next iteration gives

$$\left. \frac{\sigma}{M} \right|_{2. \text{ sol.}} \approx 2.94 * 10^{-7} \text{ m}^2/\text{kg} * 33 \quad (130)$$

$$= 1.0 * 10^{-5} \text{ m}^2/\text{kg} \quad (131)$$

Crudely we can consider this number $1.0 * 10^{-5} \text{ m}^2/\text{kg}$ as the DAMA measured value for the cross section to mass ratio provided the second - i.e. the strong interaction solution - is taken.

This value is then to be compared to the value we need for the Jeltema and Profumo Tycho supernova observation:

$$\left. \frac{\sigma}{M} \right|_{Tycho} = 5.6 * 10^{-7} \text{ m}^2/\text{kg} \text{ (for text)}. \quad (132)$$

The “measured” value is only 18 times larger than the one required for the Tycho supernova remnant observation. Had we used the “figure” reading of the paper instead of the ”text” value, we would have got the 10 times smaller value

$$\left. \frac{\sigma}{M} \right|_{Tycho} = 5.6 * 10^{-8} \text{ m}^2/\text{kg} \text{ (for figure)}. \quad (133)$$

But remember now we speculated that these numbers from the Tycho observation are only lower limits and that we suggested the $\frac{\sigma}{M}$ ratio should be a factor 2000 times bigger than the Tycho measurement. Such a factor as that would bring the deviation from the “measured ratio” to the opposite side. So we should really conclude that the DAMA estimation of the ratio and that from Tycho are in agreement.

8.5.3 Number of Hits during Stopping

The number 33 which we got for the value of the logarithm in the solving of the transcendental equation above is actually equal to the depth x measured in stopping lengths l_{stop} . And so we would conclude that

$$33 * \rho_{shield} l_{stop} = (3400 \text{ mwe}) * \rho_{water} = 3.4 * 10^6 \text{ kg/m}^2, \quad (134)$$

giving

$$\rho_{shield} l_{stop} = \frac{3.4 * 10^6 \text{ kg/m}^2}{33} = 1.0 * 10^5 \text{ kg/m}^2. \quad (135)$$

Now in order to avoid getting more than one hit in the sensitive thickness of the apparatus taken to be 1/2 m, we have the inequality:

$$l_{hit} \geq \frac{1}{2} \text{ m}. \quad (136)$$

So taking the density in this sensitive apparatus to be say $\rho_{apparatus} = 3000 \text{ kg/m}^3$, we have

$$\frac{\rho_{apparatus} l_{hit}}{\rho_{shield} l_{stop}} \geq \frac{(33 * 3000 \text{ kg/m}^3) * \frac{1}{2} \text{ m}}{3400 \text{ m} * 1000 \text{ kg/m}^3} \quad (137)$$

$$= 1.5 * 10^{-2} = \frac{1}{69}. \quad (138)$$

Using $\rho_{apparatus} \approx \rho_{shield}$ and equation (116) this means

$$\frac{M_{nucleus}}{M} \geq \frac{1}{69}. \quad (139)$$

If say the important or average nucleus in the shield is silicon with mass 28 GeV, then the pearl's mass is of the order of

$$M = 69 * 28 \text{ GeV} = 2000 \text{ GeV}. \quad (140)$$

8.5.4 Requirement for Proper Macroscopic Physics

Now in order to have a proper macroscopic electron cloud in the pearl that can give the macroscopically estimated homolumo gap, we need that the pearl nuclear charge Z (i.e. the number of protons) is at least large enough that an atom of this atomic number can provide ΔV order of magnitude binding energies. Taking the binding energy to be of the order of Z Rydberg, it means we need $Z \geq \frac{\Delta V}{1 \text{ Rydberg}}$, so that for say $\Delta V = 1 \text{ MeV}$ we would need $Z \geq 10^5$. This would be a problem for our model if we took the above estimate of 2000 GeV too accurately. But this limit is so close that we shall of course rather take it that now we know the bound must be very close and we shall take the mass to lie in the range $M \approx 2000$ to $100,000 \text{ GeV}$ - see Figure 8. As a reasonable compromise we shall take $M \approx 10^4 \text{ GeV}$.

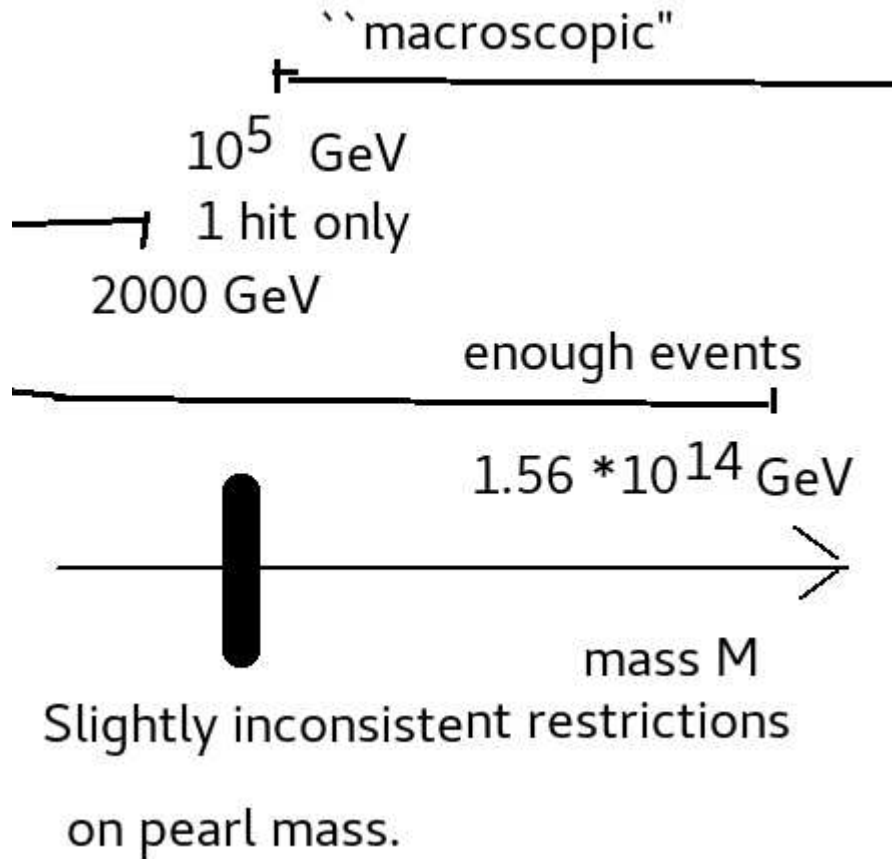


Figure 8: Three slightly inconsistent requirements for the mass M of the pearl: The requirement $M \geq 10^5 \text{ GeV}$ comes from the condition that there should be enough electrons present so that you can treat the bulk of the pearl as a macroscopic piece of \sim metal; the requirement $M \leq 2000 \text{ GeV}$ comes from the condition that no more than one hit in the DAMA sensitive region is seen at a time; the upper bound $M \leq 1.56 \cdot 10^{14} \text{ GeV}$ comes from requiring enough events as counted by DAMA-LIBRA. The three bounds are slightly inconsistent, but within uncertainties a value $M \approx 10^4 \text{ GeV}$ should be considered a good fit.

8.5.5 An Interesting Coincidence

Let us note, that we have got almost coincidence between the mass 10^5 GeV needed for our macroscopic approximation to be valid and the value obtained above (140). In other words we can say that the mass needed for keeping a sufficiently high electron density such that e.g. our homolumo-gap calculation is still valid and the mass estimated from DAMA-LIBRA, say 2000 GeV, are essentially the same, which is a funny coincidence!

Actually if we begin to fit with a mass a bit smaller than 10^5 GeV, there will be a correction to the formula for the homolumo gap size and thus for our prediction of the very frequency 3.55 keV. So the true prediction of this frequency would be a bit lower, if such corrections for the bigger extension of the electron cloud than the size of the skin is corrected for.

This actually means that the true homolumo gap has a maximum very near to the values we here use to fit with. This may be of some significance for really getting a peak in the X-ray spectrum (at 3.55 keV), since a priori pearls of a bit different size will give different frequencies for the radiation and thus smear out the peak relative to what would appear, if all the pearls have exactly the same size. It may only go with the fourth root of the radius scaling factor ξ_{fS} that there is such a dependence but still it is a smearing out.

Suppose it happens that the dominant size of the pearls is just around a point where the approximation of the electron cloud keeping inside the skin of the pearls stops being valid. Then there will be a correction that for making the pearl smaller counteracts the increase in frequency that the smaller pearl should cause. The result is a maximum in the frequency spectrum of the X-ray radiation. This means an improvement in the sharpness of the line is predicted.

If we somehow argue that just such a maximum is favoured it would mean we could consider this coincidence as a success.

8.6 Xenon1T Electron Recoil Excess

An observation that may fit very well into our version of the pearl model for dark matter with the less than atomic size pearls is the Xenon1T Electron Recoil Excess [16]. This effect of electrons seemingly appearing with energy close to just 3.5 keV - note the coincidence we want to stress with the 3.5 keV X-ray line photon energy - would independent of the details the dark matter model be very indicative, since we already have a strong suggestion that dark matter tends to emit light with the 3.5 keV frequency.

Apart from the DAMA/LIBRA and DAMA experiment the other direct search experiments seem to find only negative results when looking for the dark matter. However one unexpected result [16] was found, although at first not seemingly due to dark matter:

The experiment Xenon1T investigated what they call electron recoil. In the Xenon experiment one has a big tank of liquid Xenon with some gaseous Xenon above it and photomultipliers looking for the scintillation of this xenon. The philosophy behind the experiment is that a dark matter WIMP e.g. hits a nucleus inside the xenon and the recoil of this nucleus creates a scintillation signal S1 and also an electron which is then driven up the xenon tank by an electric field. At the end the electron is made to give a signal S2 in the the gaseous Xenon at the top by a further electric field. By the relative size of the

signals S1 and S2 one may classify the events - which are taken to be almost coinciding pairs of these signals S1 and S2 - as being nucleus recoil or electron recoil. One expects to find the dark matter in the nucleus recoils, since a dark matter particle is not expected to make an electron with sufficient energy to make an observable electron recoil event.

But now, by carefully estimating the expected background, the Xenon1T experimenters found an excess of electron recoil events. Proposed ideas for explaining it include axions from the sun or neutrinos having bigger magnetic moments or perhaps less interestingly that there could be more tritium than expected in the xenon.

But here our model of relatively stronger interacting particles able to radiate the line 3.55 keV when excited provides a possible explanation:

Going through the earth and the rest of the shielding the pearls or particles get excited so as to emit a 3.55 keV X-ray just as they would do in the Tycho supernova remnant, where they also get excited by matter or cosmic rays. But then the particles passing through the deep underground Xenon1T experiment are already excited and prepared for sending out the 3.55 keV radiation. Now they could possibly simply do that in the xenon tank or they might dispose of the energy by a sort of Auger effect by rather sending out an electron with an extra energy of 3.55 keV. Such an electron with an energy of a few keV could be detected and taken for an electron recoil event in the Xenon1T experiment.

It is remarkable that the signal of these excess electron recoil events appears to have just an energy of the recoiling electron very close to the value 3.55 keV. Indeed the most important bins for the excess are the bins between 2 and 3 keV and the bin between 3 and 4 keV.

So we would claim that in our model there is no need for extra solar axions, a bigger neutrino magnetic moment or tritium. But we claim it to be 3.55 keV radiating dark matter that one sees in the xenon experiment!

9 Conclusion

We have put up two slightly different models for dark matter being actually pearls which have a new phase or type of vacuum inside. By our “Multiple Point Principle” this new vacuum is supposed to have the same energy density as the present vacuum. The two models only differ by taking the parameters different, especially the tension of the surface separating the inside with its vacuum from the outside with the present vacuum.

The two models are thus given as roughly:

- Big pearls, adjusted to the Tunguska event being due to one falling down onto the earth:

The cubic root $S^{1/3}$ of the tension is several GeV, the size of the pearls is cm-size.

- Small pearls:

The cubic root of the tension $S^{1/3}$ is of the order of 1 MeV, the size of the pearls is a bit bigger than atomic nuclei.

Our main result was that we could fit both the very frequency 3.5 keV of the X-ray radiation suspected to come from dark matter and the intensity as fitted

by Cline and Frey to a series of observations of this line from various galaxy clusters with essentially one parameter. We wrote this parameter as $\frac{\xi_{fs}^{1/4}}{\Delta V}$ for large pearls or $\frac{\xi_{fs}}{\Delta V}$ for small pearls. So two observed quantities are fitted by one parameter. Both observations concern the still doubtful 3.5 keV X-ray radiation.

We can essentially fit with this parameter whether we take the pearls big with a big surface tension or small with a small surface tension.

Taking the model with the small pearls, on which we have far from finished everything, we hope that we can further:

- Make the DAMA-LIBRA controversial observation of dark matter by the seasonal variation technique compatible with the model.
- Fit the a priori very strange observation by Jeltema and Profumo of 3.5 keV radiation coming from the Tycho supernova remnant in the picture with the 3.5 keV radiation coming from dark matter. (Something they take themselves as the sign that this 3.5 keV line is not coming from dark matter but from some ion such as potassium).
- We have for our model a very promising coincidence of the electron excess energy from the Xenon1T experiment with the number 3.5 keV. The point is that our pearls - in the small size model - come through the apparatus of the Xenon1T experiment and are excited with some extra electrons or simply have some excitons in them - excited during the passage through the shielding - which then deliver just the 3.5 keV energy to an electron in the Xenon1T experiment. And that is then giving an excess of such events with just an excited electron which was the unexpected effect seen by Xenon1T.

9.1 The fitting of the Small Pearl Version

We basically make predictions from the small pearl version with the following parameters:

- The surface tension represented by its cubic root: $S^{1/3}$,
- Essentially the potential difference ΔV for a nucleon inside versus outside the pearl, represented by the combination $\frac{\xi_{fs}^{1/4}}{\Delta V}$. Here ξ_{fs} is the ratio of the radius of the pearl to the “critical” radius at which the nucleons would be just about to be spit out. Presumably even coming in under the fourth root this ratio ξ_{fs} is not of much significance and probably is ~ 5 .

We found that the mass of the pearl should lie inside the rather large interval (108)

$$1.56 * 10^{14} GeV \geq M \geq 10^5 GeV, \quad (141)$$

except that a slightly weak argument using the DAMA-LIBRA experiment and assuming our pearls not to scatter more than once led to a mass $M \approx 2000 GeV$, barely consistent with the allowed interval. The mass range (141) corresponds to taking the cubic root of the tension $S^{1/3}$ parameter in the range

$$28 MeV \geq S^{1/3} \geq 2.7 MeV. \quad (142)$$

So in some sense we only used the ΔV or rather the $\frac{\xi_{fS}^{1/4}}{\Delta V}$ parameter, meaning one parameter.

But then we combined our small pearl model with the assumption that the parameter $S^{1/3}$ was small enough that the pearls became so small that they are sufficiently transparent for say nuclei that the effective ratio of cross section to mass $\frac{\sigma}{M}$ for hitting nuclei becomes equal to that for say carbon nuclei, a ratio we called the “nuclear” cross section to mass ratio. This hypothesis turned out to fit remarkably well with the Tycho supernova remnant observation! It also fits very well the value of this ratio extracted from the DAMA-LIBRA experiment.

Further it is a coincidence, although not obviously reasonable to understand physically, that the size of the pearls is just such that the electron cloud begins to emerge significantly outside the skin surrounding the pearl. This means that the homolumo gap providing the very frequency 3.55 keV for the radiation has a maximum at just this fitted situation. Thus the 3.55 keV line will be especially sharp compared to the possibility that this coincidence was not realized.

9.2 Parameters $S^{1/3}$ and ΔV Small and Outlook

The parameter values we obtained with our “Small Pearls Version” for a pearl mass $M \sim 10^4$ GeV are

$$S^{1/3} = 2 \text{ MeV} \quad (143)$$

$$\frac{\xi_{fS}^{1/4}}{\Delta V} = 0.5 \text{ MeV}^{-1}, \quad (144)$$

which with

$$\xi_{fS} \approx 2^{4/9} * \sqrt{4\pi} \approx 5 \quad (145)$$

gives

$$\Delta V \approx 1.3 \text{ MeV}. \quad (146)$$

The corresponding radius of the pearl is

$$R = 1.5 * 10^{-12} \text{ m}. \quad (147)$$

The parameters $S^{1/3}$ and ΔV are - one would say embarrassingly - small compared to the dimensional argument expectations, if one speculated that Higgs physics and top-quark physics were involved. That would namely instead give e.g. $S^{1/3} \sim 100$ GeV. This means that Higgs and/or top-quark physics is not at all a promising possible explanation behind the vacuum-phases. We rather need physics of an energy order of magnitude even under or at least in the very low energy scale end of strong interaction physics, or it should be rather a kind of atomic physics involved.

We have ideas under development taking as a starting point the work by Kryjevski Kaplan and Schaefer [27], who calculated the phase diagram for nuclear matter under various high nuclear densities and considered the so called CFL phase. This stands for color flavour locking phase meaning that the $SU(3)_c$ color group is broken spontaneously in a direction locked with that of the flavour

$SU(3)_f$ group. It is remarkable that these authors find a triple point as a function of the light quark masses coinciding with the experimental quark masses. This is, however, not quite what we would need to have a case of MPP degenerate *vacuum*-phases. Because of the high baryon density used in the study of Kryjevski Kaplan and Schaefer [27] their phases are namely not vacua.

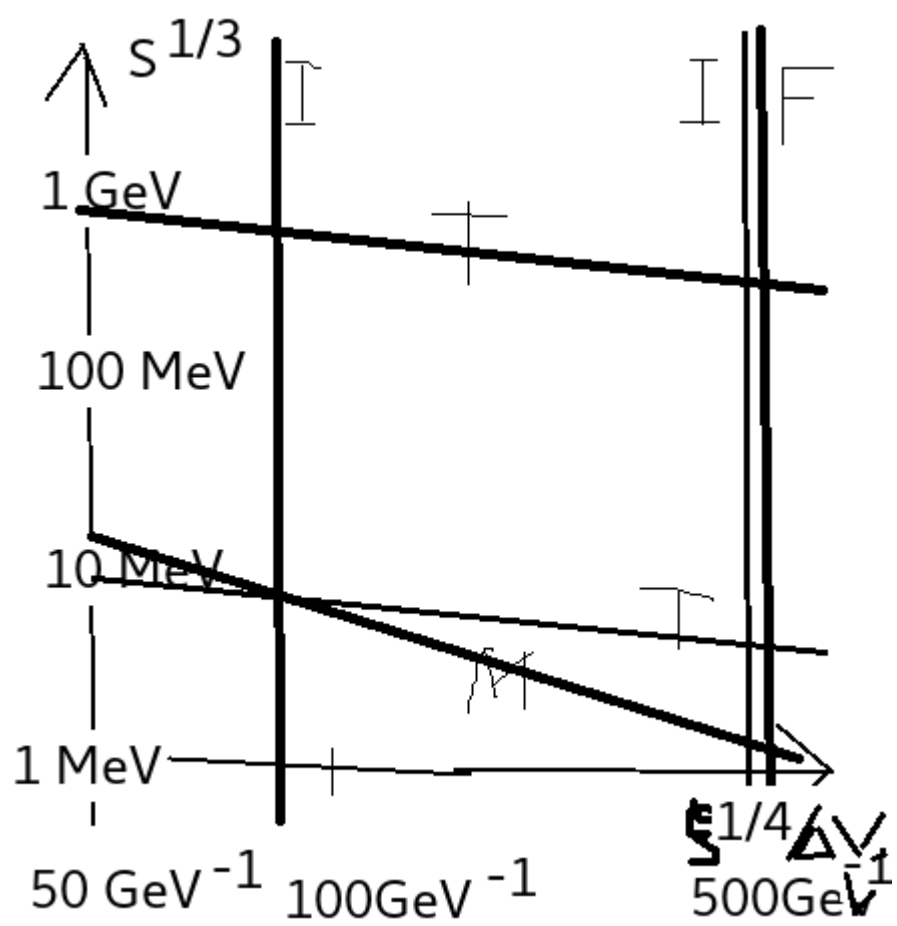
Nevertheless we are working on the idea that their phase diagram might be extrapolated down to zero baryon density and thus tell us about vacuum phases. In that case an energy scale for the phase transition physics of the order of the strong interaction scale $\Lambda_{QCD} \approx 300 MeV$ could be understandable. Even reaching down to a few MeV is at least closer than if one should begin with the Higgs-mass scale.

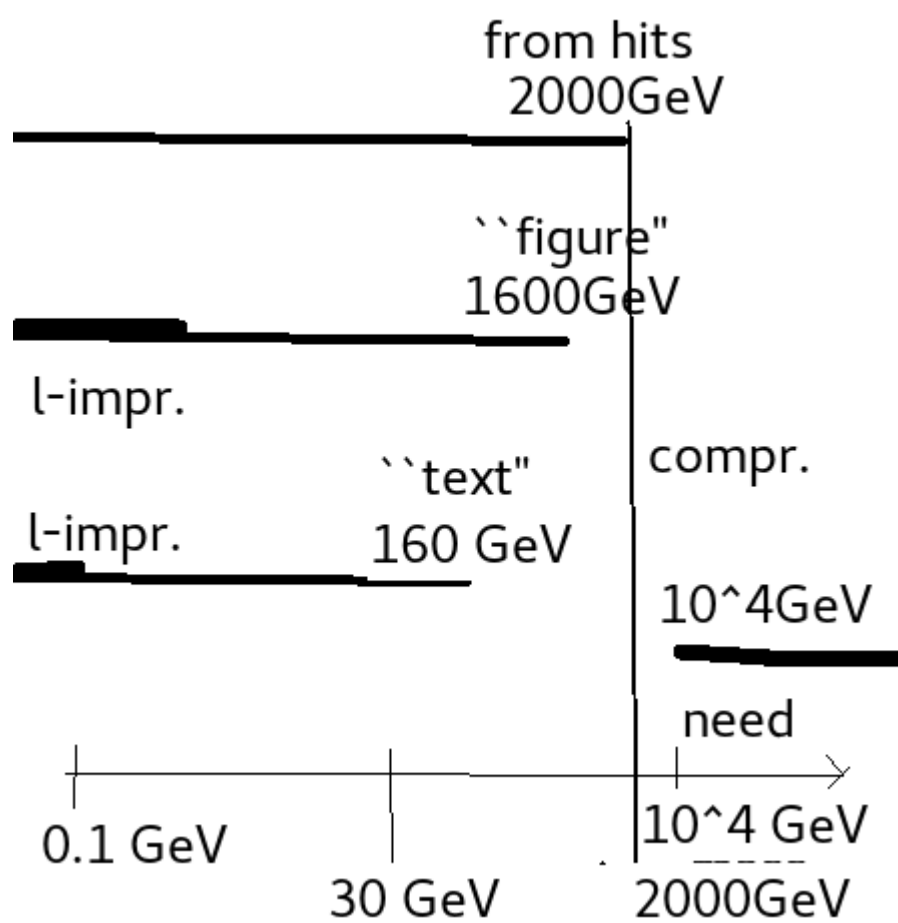
Such surprisingly low tension domain walls also bring the chances for them to really be acceptable astronomically much closer. The problem with domain walls coming to dominate energetically the whole cosmology and thus being phenomenologically unacceptable is of course weakened the lower the tension and thereby from Lorentz invariance also the energy per unit wall-area is.

References

- [1] E. Bulbul, M. Markevitch, A. Foster et al., ApJ. **789**, 13 (2014) [arXiv:1402.2301]
- [2] A. Boyarsky, O. Ruchayskiy, D. Iakubovskiy and J. Franse, Phys. Rev. Lett. **113**, 251301 (2014) [arXiv:1402.4119]
- [3] Colin D. Froggatt, Holger B. Nielsen “The 3.5 keV line from non-perturbative Standard Model dark matter balls” [arXiv:2003.05018]
- [4] C. D. Froggatt and H. B. Nielsen, Phys. Rev. Lett. **95** 231301 (2005) [arXiv:astro-ph/0508513]
- [5] C.D. Froggatt and H.B. Nielsen, Proceedings of Conference C05-07-19.3 [arXiv:astro-ph/0512454]
- [6] C. D. Froggatt and H. B. Nielsen, Int. J. Mod. Phys. A **30** no.13, 1550066 (2015) [arXiv:1403.7177]
- [7] J. Herzog-Arbeitman, M. Lisanti, P. Madau and L.Necib, Phys. Rev. Lett. **120** 041102 (2018) [arXiv:1704.04499]
- [8] Gia Dvali, “Safety of the Minkowski Vacuum”, arXiv:1107.0956
- [9] D. L. Bennett, C. D. Froggatt and H. B. Nielsen, NBI-HE-94-44, GUTPA-94-09-3, Presented at Conference: C94-07-20 (ICHEP 1994), p.0557-560.
- [10] D. L. Bennett, C. D. Froggatt and H. B. Nielsen, NBI-95-15, GUTPA-95-04-1, Presented at Conference: C94-09-13 (Adriatic Meeting 1994), p.0255-279 [arXiv:hep-ph/9504294].
- [11] D. L. Bennett and H. B. Nielsen, Int. J. Mod. Phys. **A9** 5155 (1994).
- [12] D. L. Bennett, C. D. Froggatt and H. B. Nielsen, NBI-HE-95-07, Presented at Conference: C94-08-30 (Wendisch-Rietz) p.394-412

- [13] C. D. Froggatt and H. B. Nielsen, Phys. Lett. **B368** 96 (1996) [arXiv:hep-ph/9511371].
- [14] Alexander A. Kirillov, Boris S. Murygin, “Domain walls and strings formation in the early Universe”
Solitons formation through classical dynamics of two scalar fields with the potential having a saddle point and one minimum in (2+1)-space-time is discussed. We show that under certain conditions in the early Universe both domain walls and strings can be formed even if scalar fields are inflaton ones. To appear in Proceedings of the 23rd Bled Workshop ”What Comes Beyond Standard Models”, 2020, Bled, Slovenia, (or arXiv:2011.07041v1 [hep-th])
- [15] J. M. Cline and A. R. Frey, Phys. Rev. **D90** 123537 (2014) [arXiv:1410.7766]
- [16] Xenon-collaboration “Observation of Excess Electronic Recoil Events in XENON1T” arXiv:2006.09721v2 (2020)
- [17] J. Bowman et al, Nature **555** 67 (2018). 1
- [18] R. Barkana, Nature **555** 71 (2018).
- [19] C. D. Froggatt and H. B. Nielsen, Mod. Phys. Lett. **A30** no.36, 1550195 (2015) [arXiv:1503.01089].
- [20] M. Aglietta et al., Europhys. Lett. **3** 1315 (1987).
- [21] M. Tanabashi et al (Particle Data Group), Phys. Rev. **D98** 030001 (2018)
- [22] A. Boyarsky, J. Franse, D. Iakubovskiy and O. Ruchayskiy, Phys. Rev. Lett. **115**, 161301 (2015) [arXiv:1408.2503]
- [23] O. Urban, N. Werner, S. W. Allen, A. Simionescu, J. S. Kaastra and L. E. Strigari, MNRAS **451**, 2447 (2015) [arXiv:1411.0050]
- [24] T. Jeltema and S. Profumo, MNRAS **450**, 2143 (2015) [arXiv:1408.1699]
- [25] B. J. Williams et al, ApJL **823**, L32 (2016) [arXiv:1604.01779]
- [26] R. Bernabei; et al. (2013). ”Final model independent result of DAMA/LIBRA–phase1”. European Physical Journal C. 73 (12): 2648. arXiv:1308.5109.
and contribution in the present volume, and earlier volumes: Workshop 2020 on “Beyond the Standard Models” organized by Norma Mankoc Borstnik, D. Lukman, M. Khlopov and H.B. Nielsen.
R. Bernabei, DAMA/LIBRA, LNGS scientific committee meeting, 26–27 March 2018, <https://agenda.infn.it/conferenceDisplay.py?confId=15474>, 2018
- [27] Andrei Kryjevski, David B. Kaplan, Thomas Schaefer “New phases in CFL quark matter” arXiv:hep-ph/0404290v1





$\wedge S^{\frac{1}{2}}$

120 MeV

120 MeV
100 MeV
55 MeV

figure

figure

(0.6, 30)

10 MeV

8.4

6.5 MeV

DAMAS figure
DAMAS figure

nuclear

(0.5, 2)

(0.5, 1.68)

(0.5, 1.3)

1 MeV

0.05 MeV⁻¹

0.1 MeV⁻¹
0.086 MeV

0.2 MeV⁻¹

0.5 MeV⁻¹

1 MeV

Bank

$\frac{\Delta S}{\Delta V}$