

Just Ask: Learning to Answer Questions from Millions of Narrated Videos

Antoine Yang^{1,2}, Antoine Miech^{1,2,+}, Josef Sivic³, Ivan Laptev^{1,2}, Cordelia Schmid^{1,2}

¹ENS ²Inria Paris ³CIIRC CTU

<https://www.di.ens.fr/willow/research/just-ask/>

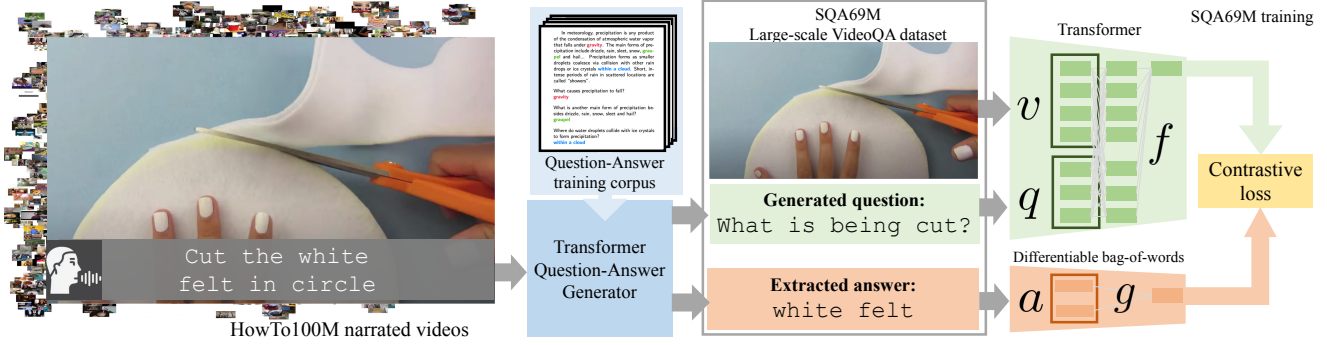


Figure 1: We leverage millions of narrated videos and improve VideoQA with automatic pretraining. We generate question and answer pairs from speech transcripts with a state-of-the-art text-to-text transformer pipeline. Then we use the generated dataset to train a VideoQA model with a contrastive loss *without additional visual annotation*. The pretrained model can then be used for zero-shot or finetuning.

Abstract

Modern approaches to visual question answering require large annotated datasets for training. Manual annotation of questions and answers for videos, however, is tedious, expensive and prevents scalability. In this work, we propose to avoid manual annotation and to learn video question answering (VideoQA) from millions of readily-available narrated videos. We propose to automatically generate question-answer pairs from transcribed video narrations leveraging a state-of-the-art text transformer pipeline and obtain a new large-scale VideoQA training dataset. To handle the open vocabulary of diverse answers in this dataset, we propose a training procedure based on a contrastive loss between a video-question multi-modal transformer and an answer embedding. We evaluate our model on the zero-shot VideoQA task and show excellent results, in particular for rare answers. Furthermore, we demonstrate that finetuning our model on target datasets significantly outperforms the state of the art on MSRVT-QA, MSVD-QA and ActivityNet-QA. Finally, for a detailed evaluation we introduce a new manually annotated VideoQA dataset with reduced language biases and high quality annotations.

1. Introduction

Answering questions about videos requires a detailed understanding of the visual content and its association with the natural language. Indeed, given the large diversity of questions, methods for Video Question Answering (VideoQA)

should reason about scenes, objects and human actions as well as their complex temporal interactions, as illustrated in Figure 1.

Current approaches to VideoQA rely on deep fully-supervised models trained on manually annotated datasets with question and answer pairs [20, 30, 33, 34, 38, 45]. Collecting and annotating VideoQA datasets, however, is cumbersome, time consuming, expensive and therefore not scalable. As a result, current VideoQA datasets are relatively small (see Table 1). This limitation hinders the progress in the field as state-of-the-art VideoQA models often require a large amount of training data.

In this work, we address the scale issue with a new approach where we train VideoQA from a *large amount of readily-available narrated videos*. Inspired by the recent progress in language generation using transformer-based language models [10], we leverage an end-to-end transformer-based pipeline trained to generate a diverse set of non-scripted questions and corresponding open-vocabulary answers using only text corpora as input. By applying this pipeline to speech transcripts of narrated videos from the large-scale HowTo100M dataset [54], we create SQA69M, an open-ended VideoQA dataset with 69 mil-

¹Département d’informatique de l’ENS, École normale supérieure, CNRS, PSL Research University, 75005 Paris, France.

²WILLOW, INRIA Paris, France.

³Czech Institute of Informatics, Robotics and Cybernetics at the Czech Technical University in Prague.

+Now at DeepMind.

lion unique video-question-answer triplets and a diverse set of more than 16M unique answers. Our SQA69M is two orders of magnitude larger and significantly more diverse compared to prior VideoQA datasets (see Table 1).

Given the limited diversity of existing datasets, current methods typically reduce video question answering to a classification problem, where frequent answers are assigned to unique classes. Typically, up to 5K unique possible answers are considered. Such an approach, however, does not scale to the open vocabulary of 16M different answers in our dataset. To address this problem and enable video question answering with such a diverse set of questions and answers, we introduce a training procedure based on contrastive learning between a video-question multi-modal transformer and an answer embedding with a differentiable bag-of-words that can handle free-form answers. This bypasses the need to define a discrete set of possible answers.

The goal of our work is to advance truly open-ended and generic solutions to VideoQA. To evaluate generalization, we propose a new zero-shot VideoQA task where we evaluate answers while using no manual supervision during training. Our VideoQA model, pretrained on SQA69M, demonstrates excellent zero-shot results on multiple existing datasets, especially for rare answers. Moreover, when finetuned on target datasets, our model significantly outperforms the state of the art on MSRVT-QA [76], MSVD-QA [76] and ActivityNet-QA [82].

Initial experiments showed that existing benchmarks for open-ended VideoQA [32, 76, 82] contain a language bias [26], i.e., their questions can often be answered without looking at the video. To better evaluate the impact of visual information, we introduce a new open-ended VideoQA dataset (iVQA) with manually collected questions and answers, where we manually remove questions that could be answered without the video. Moreover, to account for multiple correct answers, iVQA contains five independently collected correct answers for each question.

Contributions. We make the following four contributions. (i) We propose to generate question-answer pairs from transcribed video narrations leveraging a state-of-the-art text transformer pipeline. We apply this pipeline to the HowTo100M dataset [54] with narrated videos and automatically generate SQA69M, a new dataset with 69 million video-question-answer triplets, which exceeds the largest previous VideoQA datasets by two orders of magnitude in size. (ii) We propose a training procedure on SQA69M based on contrastive learning between a multi-modal video question transformer and an answer embedding with a differentiable bag-of-words. This enables us to handle the large and diverse open vocabulary of answers in SQA69M. (iii) We show our approach brings significant improvements - both in the zero-shot and the finetuning settings - on MSRVT-QA, MSVD-QA, TGIF-QA FrameQA and

Dataset	Col	Task	#Vid	Dur	#Que
MovieQA [69]	H	MC	6.8K	200s	15K
VideoQA [83]	A	OE	18K	45s	175K
YouTube2Text [81]	A	OE,MC	2K	40s	99K
MSRVT-QA [76]	A	OE	10K	15s	244K
MSVD-QA [76]	A	OE	2K	10s	51K
TGIF-QA [32]	A,H	OE,MC	72K	3s	165K
TVQA [40]	H	MC	22K	76s	152K
SVQA [63]	A	OE	12K	3s	118K
ActivityNet-QA [82]	H	OE	5.8K	180s	58K
TutorialVQA [15]	H	Span	76	31s	6K
EgoVQA [19]	H	OE,MC	16	300s	580
How2QA [43]	H	MC	9K	17s	44K
SQA69M (ours)	A	OE	1.2M	10s	69M
iVQA (ours)	H	MOE	10K	19s	10K

Table 1: Comparison of our proposed datasets with existing VideoQA datasets. H, A refer to human and automatic data collection, respectively. OE, MC and MOE refer to open-ended, multiple-choice and multi-label open-ended tasks, respectively. #Vid, Dur, #Que, refer to the average clip duration, the number of unique videos, and the number of questions, respectively.

ActivityNet-QA. (iv) For a detailed evaluation, we manually collect a new VideoQA benchmark, called iVQA, that reduces the language bias and contains multiple ground truth answers per question.

2. Related Work

Visual Question Answering (VQA). VQA is typically tackled by classifying the image-question (or video-question) representation into a fixed vocabulary of answers. Various approaches to combine spatial image representations and sequential question representations have been proposed [6, 9, 22, 51, 75, 77, 79]. More specifically to the video domain (VideoQA), spatio-temporal video representations in terms of motion and appearance have been used in [20, 24, 30, 32, 33, 34, 38, 45, 76, 84].

Methods above are limited to pre-defined vocabularies of answers and are difficult to apply outside of specific datasets. To address this problem, Hu *et al.* [29] propose a joint embedding where image-question representations can be matched with free-form answers. We follow this idea and train our model with highly diverse video-question-answer triplets obtained from a large corpus of narrated videos. In contrast to some previous works using additional video features such as subtitles [35, 36, 40, 41, 43, 69, 78], our video representation is exclusively based on visual information.

Visual question generation (VQG) has been introduced in [55]. The methods in [47] and [61] propose to jointly learn VQG and VQA to improve the image VQA task. However, these works do not generate questions to obtain additional training data, but use visual data annotation for

question generation as an additional loss.

VideoQA datasets. Manually collecting and annotating video-question-answer triplets is cumbersome, costly and difficult to scale. As result, current VideoQA datasets [15, 19, 32, 40, 43, 63, 69, 76, 81, 82, 83] are limited in size, as the largest, TGIF-QA [32], contains only 72K annotated clips (see Table 1 for more details). To address this issue, several works have explored manually annotated video descriptions [76, 83, 85, 86] for automatic generation of VideoQA datasets, using rule-based [27] or template-based [63] approaches.

Instead, we propose to use video narrations that are available at large-scale with no manual supervision. Moreover, rule-based generation requires the manual creation of rules by experts which is expensive, and has also been recently outperformed by neural question generation [18, 80, 88] as used in our approach.

Large-scale pretraining for vision and language. Several recent methods [4, 14, 16, 31, 42, 44, 46, 49, 50, 65, 68, 87] pretrain multi-modal vision-language representations, such as transformers, using datasets with image captions, e.g., COCO [13], Conceptual Captions [62] and Visual Genome [37]. These methods are often optimized using generic objectives such as masked language losses and losses for text-image matching and image caption generation. In our work, we pretrain models using large amounts of narrated videos. In contrast to task-agnostic pretraining in the previous work, we show benefits of task-specific pretraining for our target VideoQA task.

Learning from narrated videos. In this work, we exploit noisy correlations between videos and narrations in unlabeled instructional videos from the recent HowTo100M dataset [54]. Methods using such unsupervised data have shown significant improvements on several tasks including video retrieval, action localization, action recognition and video captioning [23, 52, 53, 54, 66, 67, 89], sometimes outperforming fully-supervised baselines. Some recent work use narrated videos for VideoQA. Amrani *et al.* [5] propose a pretraining approach for open-ended VideoQA using text-video pretraining based on [54] which is later finetuned using the VQA embedding model from [29]. Li *et al.* [43] propose HERO, a multi-modal transformer pretraining approach restricted to multiple-choice VideoQA. Differently to these methods with task-agnostic pretraining, we propose a pretraining approach specifically dedicated for VideoQA using automatically generated question and answer pairs from narrated videos.

3. Learning VideoQA from Narrated Videos

This section presents our approach to train a VideoQA model from a large-scale dataset of readily-available narrated instructional videos. An overview of the approach is given in Figure 1. First, in Section 3.1, we explain our

question-answer generation procedure and in Section 3.2, we describe the resulting generated SQA69M dataset. In Section 3.3, we present how we train our VideoQA model on SQA69M and how we finetune it on downstream VideoQA datasets. Finally, our VideoQA architecture is explained in detail in Section 3.4.

3.1. Generating question-answer pairs from speech

We tackle the task of generating question and answer pairs (QA) from transcribed spoken narration of a large-scale instructional video dataset [54]. This is a challenging task as the transcriptions are noisy with spelling errors and missing punctuation. We also wish to obtain a diverse vocabulary of answers. To address these issues, we leverage powerful transformer-based language models pretrained on large text corpora. Details are given next.

Let s be the transcribed speech data obtained with automatic speech recognition (ASR). First, we use a recurrent neural network p to infer punctuation of the speech data. We denote the punctuated transcript as $p(s)$. Second, for each speech sentence, we apply a transformer T_a to obtain a set of possible answer proposals: $a = T_a(p(s))$. Third, we use another transformer T_q to generate a question given each transcript sentence and each extracted answer: $q = T_q(a, p(s))$. The video data v associated to question q is derived from the ASR timestamps.

For punctuation p , we use the BRNN model from [71] and the weights from [1] trained on IWSLT2011 [21]. For T_a and T_q , we use the transformer-based T5-small and T5-base models [57], respectively. We follow [3, 12, 48] and use the weights available at [2] trained on SQuADv1 [58].

3.2. SQA69M: a large-scale VideoQA dataset

We have applied the above procedure to all 1.2M videos from the HowTo100M dataset [54]. The result is SQA69M (using Speech from narrated videos to generate Questions and Answers), a dataset of 69,270,581 video clip, question and answer triplets (v, q, a) . Note that we have fewer triplets than 136M video clips in HowTo100M as we aggregate adjacent clips so that they correspond to the transcribed sentences in our generation pipeline. SQA69M is two orders of magnitude larger than all current VideoQA datasets (see Table 1). On average, a video contains 43 unique clips, each lasting 12.1 seconds and being associated to 1.2 question-answer pairs. A question is 8.7 words-long, and an answer is 2.4 words-long on average. SQA69M contains over 16M unique answers, where over 2M of them appear more than once and over 300K of them appear more than ten times, demonstrating the large diversity of the answers. Some qualitative examples to illustrate the diversity of SQA69M are displayed in Figure 2. Further analysis of the dataset is provided in Appendix A. We describe next how we use SQA69M to train our VideoQA model.

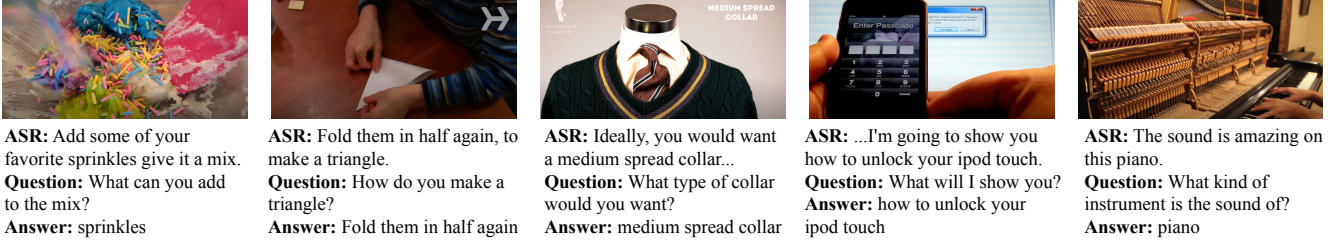


Figure 2: Examples of videos, questions and answers from our SQA69M dataset. Questions and answers are automatically generated using a text-only transformer pretrained on a large text corpus and applied to ASR in narrated videos.

3.3. VideoQA model and training procedure

In this section, we describe our VideoQA model, the procedure for its pretraining on the SQA69M dataset, and how we finetune the model on downstream VideoQA datasets.

VideoQA model. As illustrated in Figure 1, our video question answering model is composed of two branches: (i) a video-question multi-modal transformer f that takes as input a pair video v and question q and outputs an embedding vector $f(v, q) \in \mathbb{R}^d$, and (ii) a differentiable bag-of-words text encoder g that embeds an answer a as $g(a) \in \mathbb{R}^d$. Details of the individual branches of our model are given in Section 3.4. Please note that the joint (video, question) and answer embedding is needed for learning with the large-scale open vocabulary of answers in SQA69M. It is also important for finetuning on different downstream VideoQA datasets, which may contain answers that have not been seen at training. This would be difficult with a classification layer that does not scale well to a large number of classes and assumes a fixed vocabulary of answers.

Pretraining procedure. Intuitively, we wish to make a pair of video and question (v, q) close to its correct answer a measured by the dot product of their embeddings, $f(v, q)^\top g(a)$. Conversely, the incorrect answers should be far from each other, i.e. the dot product of their embeddings should be large. Formally, this can be done by maximizing the following contrastive loss:

$$\max_{f, g} \sum_{i=1}^n \log \left(\frac{e^{f(v_i, q_i)^\top g(a_i)}}{e^{f(v_i, q_i)^\top g(a_i)} + \sum_{(v', q', a') \sim \mathcal{N}_i} e^{f(v', q')^\top g(a')}} \right), \quad (1)$$

where (v_i, q_i, a_i) represents a triplet of generated (video clip, question, answer) from SQA69M. Given a specific positive triplet (v_i, q_i, a_i) , we construct the set \mathcal{N}_i of negative triplets by concatenating incorrect answers a_j to the video question pair (v_i, q_i) as: (v_i, q_i, a_j) with $a_j \neq a_i$. In practice, we sample negative answers within the training mini-batch.

Finetuning on downstream VideoQA datasets. We can leverage the model pretrained on SQA69M for finetuning on a downstream VideoQA dataset that typically has

a smaller predefined vocabulary of answers V (e.g. $|V| \sim 4000$). This is achieved by adapting the training objective given in Eq. (1) but composing the set of negatives \mathcal{N}_i from *all* incorrect answers a from V . Formally, this is equivalent to maximizing the standard classification objective:

$$\max_{f, g} \sum_{i=1}^n \log \left(\frac{e^{f(v_i, q_i)^\top g(a_i)}}{\sum_{a \in V} e^{f(v_i, q_i)^\top g(a)}} \right), \quad (2)$$

where (v_i, q_i, a_i) is an annotated positive (video clip, question, answer) triplet from the target downstream dataset and (v_i, q_i, a) are all possible triplets given the vocabulary of answers V in the downstream task. Here the embedding functions f, g are initialized by pretraining on the SQA69M dataset as described above.

3.4. Details of the VideoQA architecture

Question representation. The question is tokenized with the WordPieces embedding [73] and fed to a frozen DistilBERT [60], resulting in a contextualized embedding over tokens $q = [q_1, \dots, q_l] \in \mathbb{R}^{d_q \times l}$. DistilBERT is a light version of BERT [17] pretrained in a self-supervised fashion on English Wikipedia and the Toronto Book Corpus [90].

Video representation. We use a frozen S3D [74] pretrained on the narrated videos from HowTo100M [54] using MIL-NCE [53]. Note that this video model is pretrained from scratch on readily-available narrated videos without any manually annotated vision datasets such as ImageNet [59], Visual Genome [37] or Kinetics [11]. Sampling t features at equally spaced timestamps, a video is embedded as $v = [v_1, \dots, v_t] \in \mathbb{R}^{d_v \times t}$.

Video - Question network. We use a multi-modal transformer to model interactions between the question and the video representation. The advantage of the transformer framework [72] is its simplicity, as it treats visual and textual features in an uniform fashion, and its powerful ability to model multi-modal temporal interactions in the video domain, which we demonstrate in Section 5. In detail, each sequential feature of the video v and question q is embedded to a common space, summed with a frozen sinusoidal posi-

tional encoding and a learnt modality encoding. These representations are then fed to a transformer with N layers, H heads and a dropout rate p_d , that outputs multi-modal contextualized representations $[Q_1, \dots, Q_l, V_1 \dots V_t] \in \mathbb{R}^{d \times (l+t)}$. The joint video-question embedding $f(v, q) \in \mathbb{R}^d$ is obtained with a linear layer from Q_1 , the multi-modal contextualized embedding of the [CLS] token, that is added at the start of each question.

Answer network. The answer words are represented with frozen GloVe [56] embeddings and encoded with a differentiable bag-of-words [54] to get an embedding $g(a) \in \mathbb{R}^d$.

4. iVQA: new dataset for VideoQA evaluation

Most of the open-ended VideoQA datasets are automatically generated, see Table 1. As we demonstrate in Section 5.7, such datasets contain a significant language bias [26] where questions can be answered without looking at the video. Additionally, these datasets only contain one ground truth answer per question, which is suboptimal since questions may often have multiple correct answers. To address these issues, we manually collect the Instructional Video Question Answering (iVQA) dataset, a new open-ended VideoQA benchmark that aims to: i) provide a well-defined evaluation by including five correct answer annotations per question and ii) avoid questions which can be answered without the video. The dataset is described below and more details are given in the Supplementary Material.

Data Collection. iVQA videos are obtained by randomly sampling 7-30 sec. video clips from the HowTo100M dataset [54]. Each clip is manually annotated with one question and five answers on Amazon Mechanical Turk. We ask workers to annotate questions about objects and scenes in the video and remove videos that could not be annotated. The correctness of questions is manually verified by the authors. Moreover, we manually reduced the language bias by excluding questions that could be answered without watching the video. To increase the diversity, each question is answered by five different workers. The answers are restricted to four words and are complemented by a confidence level. Questions that receive multiple answers with low confidence are removed.

Statistical Analysis. iVQA contains 10,000 video clips with one question and five corresponding answers per clip. We split the dataset into 60%/20%/20% train/validation/test subsets. On average questions and answers contain 7.6 and 1.1 words respectively. The average duration of video clips is 18.6 seconds. The majority of questions have at least 2 annotators providing the same answer. Similarly to [7], this motivates us to define the following accuracy measure for a given answer a : $acc(a) = \min(\frac{\# \text{ground truth answers} = a}{2}, 1)$. This metric assigns 100% accuracy to answers confirmed by at least two annotators, 50% accuracy to answers confirmed by only one annotator and 0% otherwise.

5. Experiments

In this section we evaluate our approach and compare it to the state of the art. We first describe datasets and implementation details in Sections 5.1-5.2. Baseline methods are explained in Section 5.3. Section 5.4 compares our approach to previous methods and alternative pretraining strategies. We show our results for the zero-shot VideoQA task and for rare answers in Sections 5.5-5.6. Finally, we demonstrate the benefits of our iVQA dataset in Section 5.7 and present ablation studies in Section 5.8.

5.1. Datasets

We use five VideoQA datasets for evaluation and two datasets for pretraining as described below. We follow previous evaluation protocols [38] relying on a fixed vocabulary of answers, as introduced in Section 3.3. QA pairs with out-of-vocabulary answers are excluded from training and considered as wrong at test time. Training, validation and test splits are adopted from original papers. Unless stated otherwise, we report results with test top-1 accuracy.

iVQA is our new VideoQA benchmark presented in Section 4. In our experiments, we use a vocabulary of 2348 answers which appear at least twice in the train set.

MSRVTT-QA (MVT) and **MSVD-QA (MVD)** [76] are two VideoQA datasets automatically generated from video descriptions. Questions are of five types: what, who, how, when and where. The vocabulary contains the top 4,000 train answers for MSRVTT-QA, and all 1,852 train answers in MSVD-QA, as defined in [38].

TGIF-QA FrameQA (TGIF) [32] is a VideoQA dataset automatically generated from captions. It includes four types of questions: object, number, color and location. Questions can be answered by looking at one frame only. The vocabulary contains all 1,540 train answers, as defined in [38].

ActivityNet-QA (Act) [82] is a VideoQA dataset manually annotated in Chinese and automatically translated to English. Questions are of nine types (see Table 7). The vocabulary contains the top 1,654 train answers.

HowTo100M (HTM) [54] is a dataset of narrated videos used here for pretraining. It contains 136M video clips obtained from 1.2M narrated instructional videos. Video narrations are obtained with ASR. Video clips last 4 seconds on average, the average length of video narrations is 4 words.

SQA69M (SQA) is a VideoQA dataset we use for pretraining. The dataset is introduced in Section 3.2. We split videos into 90% train and 10% validation subsets. To avoid overlaps between train and test subsets, videos in the test or validation subsets of iVQA, MVT, MVD and Act are excluded from HTM and SQA by cross-checking their original YouTube IDs.

	Pretrained network weights			Pretraining Dataset	Loss
	Video	Question	Answer		
VQA-MMT+PT-QA	✗	✓	✓	SQA	Contrastive
VQA-MMT+PT-VA	✓	✗	✓	HTM	Contrastive
VQA-MMT+PT-MLMCM	✓	✓	✗	HTM	MLM+CM
VQA-MMT+PT-VQA (Ours)	✓	✓	✓	SQA	Contrastive

Table 2: Comparison of different pretraining methods. Ours is the only one that can pretrain all model weights.

5.2. Implementation details

VideoQA Model. We use the following hyperparameters: $l = 20$, $t = 20$, $d = 512$, $N = 2$, $H = 8$, $p_d = 0.1$, $d_q = 768$, $d_v = 1024$, $d_a = 300$, $d_{ha} = 2048$. The videos are sampled at 16 frames per second and split into continuous sub-clips of 16 frames, each of them being fed to the S3D CNN to get one temporally pooled representation vector.

Training. When pretraining on HTM or SQA, we use the Adam optimizer with batch size 4096 where triplets are sampled from 128 random videos. Pretrained models are optimized for 10 epochs, which takes less than one day on 4 NVIDIA Tesla V100. Cross-entropy is extended as in multi-label classification for iVQA. Further details are included in Appendix D.

5.3. Methods

To demonstrate the benefits of our approach, we compare it to several pretraining alternatives using different input modalities and losses. We also compare it to baselines without pretraining. All compared methods use the same underlying VideoQA model presented in Section 3.4. The differences of the pretraining methods are summarized in Table 2.

VQA-MMT+PT-VQA (Ours) refers to our proposed pretraining approach on SQA69M using the embeddings f , g learned with contrastive loss, as described in Section 3.

VQA-MMT+PT-QA is a variant of our approach which does not use the video modality at pretraining. The multi-modal transformer only encodes the question when pretraining on SQA69M. Then both video and question are used when finetuning. We evaluate this alternative to investigate the contribution of the video modality in our proposed SQA69M pretraining.

VQA-MMT+PT-VA is a variant of our approach which does not pretrain the question branch. Following [5], we pretrain a model for text-video retrieval on HTM using multi-modal contrastive learning. At pretraining time, the multi-modal transformer embedding f only encodes the video while captions are encoded by the answer embedding g . Then both video and question are used during finetuning.

VQA-MMT+PT-MLMCM is a pretraining method relying on two losses commonly used to train multi-modal transformers [14, 43, 49, 67, 89]. It consists in pretraining the multi-modal transformer f , used to encode jointly video

	iVQA	MVT	MVD	TGIF	Act
VQA-MMT	23.0	38.2	39.4	54.6	36.3
VQA-MMT+PT-QA	25.2	38.6	40.5	55.5	37.5
VQA-MMT+PT-VA	24.6	38.2	41.2	55.5	36.8
VQA-MMT+PT-MLMCM	25.9	39.0	41.0	55.3	36.9
VQA-MMT+PT-VQA (Ours)	31.0	39.9	43.6	56.0	38.1

Table 3: Comparison of our approach with training from scratch (*VQA-MMT*) and other pretraining variants after finetuning on downstream VideoQA datasets.

and narration on HTM, with the two following objectives. Masked language modeling consists in predicting tokens that are randomly masked. Cross-modal matching consists in predicting whether video and text match with binary classification using the fused video-text representation as input. When finetuning for VideoQA, the answer module g is added and learnt from scratch.

VQA-MMT trains our VideoQA model from scratch and is equivalent to *VQA-MMT+PT-VQA* without pretraining.

QA-MMT is a variant of *VQA-MMT* that does not use the video as input but only the question.

VA-MMT is a variant of *VQA-MMT* that, conversely, does not use the question as input but only the video.

5.4. Benefits of SQA69M pretraining

This section compares our approach to baseline methods in Table 3 and to the state of the art in Table 4.

SQA69M pretraining. The comparison of training from scratch (*VQA-MMT*) and our pretrained model (*VQA-MMT+PT-VQA*) in Table 3 shows the effect of the SQA69M pretraining on our proposed VideoQA model when finetuning on five downstream VideoQA datasets. Pretraining on SQA69M provides *consistent and significant* improvements across all datasets. In particular, we have the largest improvement on our collected in-domain iVQA dataset where the top-1 accuracy increases from 23.0 to 31.0. Moreover, we show strong improvements when comparing *VQA-MMT+PT-VQA* (Ours) to the *VQA-MMT+PT-QA* method which suggests that the benefit of pretraining cannot be merely attributed to a language bias in SQA69M.

Pretraining on narrations or generated questions? Prior work [5, 43] has explored pretraining on narrated videos for VideoQA without explicitly generating questions and answers. In particular, [5] deploys a pretraining similar to *VQA-MMT+PT-VA* while [43] uses a pretraining similar to *VQA-MMT+PT-MLMCM*. In Table 3, we show that our pretraining outperforms these two approaches, confirming the benefits of automatic question-answer generation in SQA69M and task-specific pretraining for VideoQA.

Comparison to state of the art. Table 4 demonstrates best results of our method on four out of five tested datasets. In particular, our method outperforms [33, 38] by 7.5% on MSVD-QA and [38] by 4.3% on MSRVT-QA. Further-

	PT	iVQA	MVT	MVD	TGIF	Act
E-SA [76, 82]		—	29.3	27.6	—	31.8
ST-TP [32]		—	30.9	31.3	49.3	—
AMU [76]		—	32.5	32.0	—	—
Co-mem [24]		—	32.0	31.7	51.5	—
HME [20]		—	33.0	33.7	53.8	—
PSAC [45]		—	—	—	55.7	—
LAGCN [30]		—	—	34.3	56.3	—
HGA [34]		—	35.5	34.7	55.1	—
SSML [5]	HTM	—	35.1	35.1	—	—
NRFS [39]		—	—	—	59.2	—
QueST [33]		—	34.6	36.1	59.7	—
HCRN [38]		16.2*	35.6	36.1	55.9	35.5*
Ours	SQA	31.0	39.9	43.6	56.0	38.1

Table 4: Comparison with state of the art. * indicates that we run the methods ourselves on new datasets using provided code.

		iVQA	MVT	MVD	TGIF	Act
Acc-1	VQA-MMT+PT-QA	3.1	1.1	2.1	7.9	7.5
	VQA-MMT+PT-VA	6.9	1.1	3.0	0.9	0.9
	VQA-MMT+PT-VQA (Ours)	10.1	1.4	5.0	10.0	8.0
Acc-10	VQA-MMT+PT-QA	18.9	6.3	11.7	31.0	40.1
	VQA-MMT+PT-VA	28.0	5.9	16.0	8.0	4.3
	VQA-MMT+PT-VQA (Ours)	41.2	8.6	19.9	37.7	40.1

Table 5: Comparison with pretraining variants for zero-shot VideoQA. Top-1 (top) and top-10 (bottom) accuracy are reported.

more, we ran the state of the art [38] using their code on the ActivityNet-QA and the iVQA datasets. We improve over [38] by 2.6% on ActivityNet-QA and by 14.8% on iVQA. These results demonstrate the excellent performance of our VideoQA model pretrained on our SQA69M dataset.

5.5. Zero-shot VideoQA

This section addresses the *zero-shot VideoQA* task where questions about the video should be answered without using any manually annotated (v, q, a) triplets during training. We leverage our VideoQA model pretrained on SQA69M as explained in Section 3.3, without finetuning on the downstream dataset. *VQA-MMT+PT-QA* and *VQA-MMT+PT-VA* can also be adapted to this task by only using the question input for the former, or the video input for the latter. For the consistency of evaluation, we use here the same vocabulary of answers as in other experiments. The zero-shot results are provided in Table 5. While these zero-shot results are below corresponding supervised baselines, we emphasize that our pretraining does not use any information about the target VideoQA datasets and that we are the first to present VQA results using no manual visual annotation. We can observe that our pretraining *VQA-MMT+PT-VQA* significantly outperforms the two other pretraining methods. Note that [70] defines zero-shot VQA by answering previously unseen questions, which is related but less challeng-

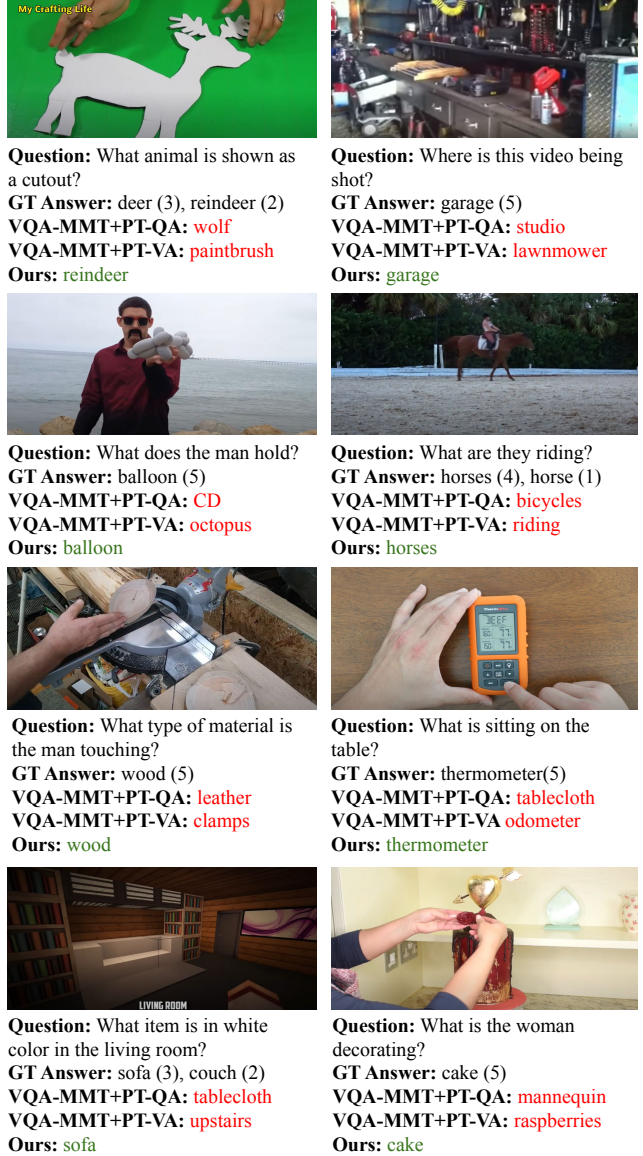


Figure 3: Zero-shot VideoQA qualitative results of our approach (*VQA-MMT+PT-VQA*) compared to *VQA-MMT+PT-QA* and *VQA-MMT+PT-VA* variants on the iVQA dataset. The numbers next to GT answers indicate the number of annotators that gave that answer.

ing task than our setting. Qualitative examples for zero-shot VideoQA on iVQA obtained with our approach and compared to other methods are illustrated in Figure 3. These examples show that *VQA-MMT+PT-QA* provides plausible but video-unrelated answers to the questions. Moreover, *VQA-MMT+PT-VA* is able to associate the visual content with related words. Both baselines, however, cannot make a proper use of all modalities. Our model, on the other hand, is able to accurately understand the question and to use the video to provide the correct answer, confirming the results from Table 5.

Pretrain	No	Yes
		zero-shot
		fine-tune
Q1	38.9	6.8 46.2
Q2	15.6	7.2 23.1
Q3	7.3	8.3 12.5
Q4	3.6	5.8 6.8

Table 6: Effect of our pretraining on iVQA split in 4 quartiles, Q1 being the quartile of most frequent answers.

Pretrain	No	Yes
Motion	24.8	28.8
Spatial	14.4	18.7
Temporal	3.0	4.0
Yes-No	64.4	64.8
Color	31.6	32.2
Object	21.2	26.3
Location	30.9	34.3
Number	47.8	49.8
Other	34.6	36.0

Table 7: Effect of our pre-training per question type on ActivityNet-QA.

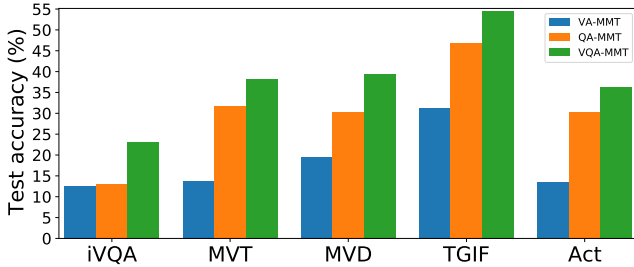


Figure 4: Comparison between *VA-MMT*, *QA-MMT* and *VQA-MMT* (no pretraining). *VQA-MMT* improves more over *QA-MMT* on iVQA than on other datasets which suggests that our iVQA dataset has less language bias, *i.e.* it is important to look at the video when answering the question.

5.6. Results for rare answers

Training on downstream VideoQA datasets typically gives most improvements for the most common answers. As shown in Table 6, our approach - both in the zero-shot and in the finetuning settings - brings significant improvements both for common and rare answers. Interestingly, our zero-shot model even outperforms the supervised model on both rare answers quartiles of iVQA. Additionally, we show in Table 7 that on ActivityNet-QA, our pretraining brings more improvements for rare answers (*motion*, *spatial*, *temporal*, *object*, *location*) than for more common answers (*yes-no*, *color*, *number*). We make similar observations for rare answers in other datasets and report them in Appendix E. We conclude that pretraining on additional large-scale and diverse data helps improve generalization of VideoQA models.

5.7. iVQA reduces language bias

We show in Figure 4 that *QA-MMT* significantly outperforms *VA-MMT* and is a strong baseline compared to *VQA-MMT* on existing VideoQA datasets. However, on iVQA, *QA-MMT* and *VA-MMT* are on par and *VQA-MMT* improves more over *QA-MMT* than in other datasets. This suggests that the vision modality is more important in iVQA than in other VideoQA datasets.

	iVQA	MVT	MVD	TGIF	Act
0%	23.0	38.2	39.4	54.6	36.3
1%	24.7	38.3	39.9	55.1	36.4
10%	27.8	38.8	42.0	55.6	37.3
50%	29.5	39.3	43.1	55.8	37.5
100%	31.0	39.9	43.6	56.0	38.1

Table 8: Effect of the training size of SQA69M.

Video	Question	PT	iVQA	MVT	MVD	TGIF	Act
S3D ResNet	GloVe DistilBERT						
✓	✓	✓	23.0	38.2	39.4	54.6	36.3
			31.0	39.9	43.6	56.0	38.1
	✓	✓	20.8	37.0	36.9	57.5	36.2
			29.4	38.0	40.9	58.8	37.7
✓	✓	✓	22.4	36.9	38.7	53.9	36.6
			31.4	39.6	42.7	55.7	38.2
	✓	✓	19.4	35.8	36.1	57.1	35.5
			28.7	37.7	40.5	59.3	37.5

Table 9: Results with alternative video and question features.

5.8. Ablation studies

Importance of scale. Results of our method after finetuning on different fractions of SQA69M are shown in Table 8. We construct these subsets such that larger subsets include smaller subsets. These results suggest that the scale is an important factor and that we can expect further improvements with additional pretraining on all datasets.

Video and question features. Table 9 shows results where our pretraining leads to similar improvements while using different visual or question features. Notably, ImageNet [59] pretrained ResNet-152 features perform marginally better on TGIF-QA FrameQA than the S3D features directly trained from narrated videos [53].

6. Conclusion

In this work, we have shown that it is possible to train a VideoQA model from large amount of readily-available narrated videos using no additional visual data. We have proposed a transformer-based pipeline to automatically generate questions and answers from narration. As a result, we have generated SQA69M, a VideoQA dataset orders of magnitude larger than existing VideoQA datasets by size and diversity. We have demonstrated that a multi-modal VideoQA transformer trained with contrastive learning can significantly benefit from large-scale training on SQA69M. In fact, after finetuning, our model has outperformed state-of-the-art on MSR-VTT-QA, MSVD-QA and ActivityNet-QA with large margins. We have also validated our approach on a new dataset we manually collected, iVQA. Moreover, we have shown the first zero-shot VideoQA results *without the use of any manual vision data annotation*.

Acknowledgements. This work was granted access to the HPC resources of IDRIS under the allocation 2020-

101267 made by GENCI. The work was funded by a Google gift, the French government under management of Agence Nationale de la Recherche as part of the "Investissements d'avenir" program, reference ANR-19-P3IA-0001 (PRAIRIE 3IA Institute), the Louis Vuitton ENS Chair on Artificial Intelligence, the European Regional Development Fund under project IMPACT (reg. no. CZ.02.1.01/0.0/0.0/15 003/0000468) and Antoine Miech's Google PhD fellowship. We thank Pierre-Louis Guhur, Makarand Tapaswi and Ignacio Rocco for helpful discussions.

References

- [1] Punctuator. <https://github.com/ottokart/punctuator2>, 2017. 3
- [2] Question generation using transformers. https://github.com/patil-suraj/question_generation, 2020. 3
- [3] Chris Alberti, Daniel Andor, Emily Pitler, Jacob Devlin, and Michael Collins. Synthetic QA corpora generation with roundtrip consistency. In *ACL*, 2019. 3
- [4] Chris Alberti, Jeffrey Ling, Michael Collins, and David Reitter. Fusion of detected objects in text for visual question answering. In *IJCNLP*, 2019. 3
- [5] Elad Amrani, Rami Ben-Ari, Daniel Rotman, and Alex Bronstein. Noise estimation using density estimation for self-supervised multimodal learning. *arXiv preprint arXiv:2003.03186*, 2020. 3, 6, 7
- [6] Peter Anderson, Xiaodong He, Chris Buehler, Damien Teney, Mark Johnson, Stephen Gould, and Lei Zhang. Bottom-up and top-down attention for image captioning and visual question answering. In *CVPR*, 2018. 2
- [7] Stanislaw Antol, Aishwarya Agrawal, Jiasen Lu, Margaret Mitchell, Dhruv Batra, C Lawrence Zitnick, and Devi Parikh. VQA: Visual question answering. In *ICCV*, 2015. 5
- [8] Jimmy Lei Ba, Jamie Ryan Kiros, and Geoffrey E Hinton. Layer normalization. *arXiv preprint arXiv:1607.06450*, 2016. 12
- [9] Hedi Ben-Younes, Rémi Cadene, Matthieu Cord, and Nicolas Thome. MUTAN: Multimodal tucker fusion for visual question answering. In *CVPR*, 2017. 2
- [10] Tom B Brown, Benjamin Mann, Nick Ryder, Melanie Subbiah, Jared Kaplan, Prafulla Dhariwal, Arvind Neelakantan, Pranav Shyam, Girish Sastry, Amanda Askell, et al. Language models are few-shot learners. *arXiv preprint arXiv:2005.14165*, 2020. 1
- [11] João Carreira and Andrew Zisserman. Quo vadis, action recognition? A new model and the Kinetics dataset. In *CVPR*, 2017. 4
- [12] Ying-Hong Chan and Yao-Chung Fan. A recurrent BERT-based model for question generation. In *Proceedings of the 2nd Workshop on Machine Reading for Question Answering*, 2019. 3
- [13] Xinlei Chen, Hao Fang, Tsung-Yi Lin, Ramakrishna Vedantam, Saurabh Gupta, Piotr Dollár, and C Lawrence Zitnick. Microsoft COCO captions: Data collection and evaluation server. *arXiv preprint arXiv:1504.00325*, 2015. 3
- [14] Yen-Chun Chen, Linjie Li, Licheng Yu, Ahmed El Kholy, Faisal Ahmed, Zhe Gan, Yu Cheng, and Jingjing Liu. UNITER: Universal image-text representation learning. In *ECCV*, 2020. 3, 6
- [15] Anthony Colas, Seokhwan Kim, Franck Dernoncourt, Siddhesh Gupte, Daisy Zhe Wang, and Doo Soon Kim. TutorialVQA: Question answering dataset for tutorial videos. In *LREC*, 2020. 2, 3
- [16] Karan Desai and Justin Johnson. VirTex: Learning visual representations from textual annotations. *arXiv preprint arXiv:2006.06666*, 2020. 3
- [17] Jacob Devlin, Ming-Wei Chang, Kenton Lee, and Kristina Toutanova. BERT: Pre-training of deep bidirectional transformers for language understanding. In *NAACL-HLT*, 2019. 4
- [18] Xinya Du, Junru Shao, and Claire Cardie. Learning to ask: Neural question generation for reading comprehension. In *ACL*, 2017. 3
- [19] Chenyou Fan. EgoVQA - an egocentric video question answering benchmark dataset. In *ICCV Workshops*, 2019. 2, 3
- [20] Chenyou Fan, Xiaofan Zhang, Shu Zhang, Wensheng Wang, Chi Zhang, and Heng Huang. Heterogeneous memory enhanced multimodal attention model for video question answering. In *CVPR*, 2019. 1, 2, 7
- [21] Marcello Federico, Sebastian Stüker, Luisa Bentivogli, Michael Paul, Mauro Cettolo, Teresa Herrmann, Jan Niehues, and Giovanni Moretti. The IWSLT 2011 evaluation campaign on automatic talk translation. In *LREC*, 2012. 3
- [22] Akira Fukui, Dong Huk Park, Daylen Yang, Anna Rohrbach, Trevor Darrell, and Marcus Rohrbach. Multimodal compact bilinear pooling for visual question answering and visual grounding. In *EMNLP*, 2016. 2
- [23] Valentin Gabeur, Chen Sun, Karteek Alahari, and Cordelia Schmid. Multi-modal transformer for video retrieval. In *ECCV*, 2020. 3
- [24] Jiyang Gao, Runzhou Ge, Kan Chen, and Ram Nevatia. Motion-appearance co-memory networks for video question answering. In *CVPR*, 2018. 2, 7
- [25] Xavier Glorot, Antoine Bordes, and Yoshua Bengio. Deep sparse rectifier neural networks. In *AISTATS*, 2011. 12
- [26] Yash Goyal, Tejas Khot, Douglas Summers-Stay, Dhruv Batra, and Devi Parikh. Making the V in VQA matter: : Elevating the role of image understanding in visual question answering. In *CVPR*, 2017. 2, 5
- [27] Michael Heilman and Noah A Smith. Good question! Statistical ranking for question generation. In *ACL*, 2010. 3, 18
- [28] Dan Hendrycks and Kevin Gimpel. Gaussian error linear units (GELUs). *arXiv preprint arXiv:1606.08415*, 2016. 12
- [29] Hexiang Hu, Wei-Lun Chao, and Fei Sha. Learning answer embeddings for visual question answering. In *CVPR*, 2018. 2, 3

- [30] Deng Huang, Peihao Chen, Runhao Zeng, Qing Du, Mingkui Tan, and Chuang Gan. Location-aware graph convolutional networks for video question answering. In *AAAI*, 2020. 1, 2, 7
- [31] Zhicheng Huang, Zhaoyang Zeng, Bei Liu, Dongmei Fu, and Jianlong Fu. Pixel-BERT: Aligning image pixels with text by deep multi-modal transformers. *arXiv preprint arXiv:2004.00849*, 2020. 3
- [32] Yunseok Jang, Yale Song, Youngjae Yu, Youngjin Kim, and Gunhee Kim. TGIF-QA: Toward spatio-temporal reasoning in visual question answering. In *CVPR*, 2017. 2, 3, 5, 7
- [33] Jianwen Jiang, Ziqiang Chen, Haojie Lin, Xibin Zhao, and Yue Gao. Divide and conquer: Question-guided spatio-temporal contextual attention for video question answering. In *AAAI*, 2020. 1, 2, 6, 7
- [34] Pin Jiang and Yahong Han. Reasoning with heterogeneous graph alignment for video question answering. In *AAAI*, 2020. 1, 2, 7
- [35] Hyoungun Kim, Zineng Tang, and Mohit Bansal. Dense-caption matching and frame-selection gating for temporal localization in VideoQA. In *ACL*, 2020. 2
- [36] Junyeong Kim, Minuk Ma, Trung Pham, Kyungsu Kim, and Chang D Yoo. Modality shifting attention network for multimodal video question answering. In *CVPR*, 2020. 2
- [37] Ranjay Krishna, Yuke Zhu, Oliver Groth, Justin Johnson, Kenji Hata, Joshua Kravitz, Stephanie Chen, Yannis Kalantidis, Li-Jia Li, David A Shamma, Michael Bernstein, and Li Fei-Fei. Visual Genome: Connecting language and vision using crowdsourced dense image annotations. *IJCV*, 2016. 3, 4
- [38] Thao Minh Le, Vuong Le, Svetha Venkatesh, and Truyen Tran. Hierarchical conditional relation networks for video question answering. In *CVPR*, 2020. 1, 2, 5, 6, 7, 17
- [39] Thao Minh Le, Vuong Le, Svetha Venkatesh, and Truyen Tran. Neural reasoning, fast and slow, for video question answering. In *IJCNN*, 2020. 7
- [40] Jie Lei, Licheng Yu, Mohit Bansal, and Tamara L Berg. TVQA: Localized, compositional video question answering. In *EMNLP*, 2018. 2, 3
- [41] Jie Lei, Licheng Yu, Tamara L Berg, and Mohit Bansal. TVQA+: Spatio-temporal grounding for video question answering. In *ACL*, 2020. 2
- [42] Gen Li, Nan Duan, Yuejian Fang, Ming Gong, Daxin Jiang, and Ming Zhou. Unicoder-VL: A universal encoder for vision and language by cross-modal pre-training. In *AAAI*, 2020. 3
- [43] Linjie Li, Yen-Chun Chen, Yu Cheng, Zhe Gan, Licheng Yu, and Jingjing Liu. HERO: Hierarchical encoder for video+language omni-representation pre-training. In *EMNLP*, 2020. 2, 3, 6
- [44] Liunian Harold Li, Mark Yatskar, Da Yin, Cho-Jui Hsieh, and Kai-Wei Chang. VisualBERT: A simple and performant baseline for vision and language. *arXiv preprint arXiv:1908.03557*, 2019. 3
- [45] Xiangpeng Li, Jingkuan Song, Lianli Gao, Xianglong Liu, Wenbing Huang, Xiangnan He, and Chuang Gan. Beyond RNNs: Positional self-attention with co-attention for video question answering. In *AAAI*, 2019. 1, 2, 7
- [46] Xiujuan Li, Xi Yin, Chunyuan Li, Pengchuan Zhang, Xiaowei Hu, Lei Zhang, Lijuan Wang, Houdong Hu, Li Dong, Furu Wei, et al. Oscar: Object-semantics aligned pre-training for vision-language tasks. In *ECCV*, 2020. 3
- [47] Yikang Li, Nan Duan, Bolei Zhou, Xiao Chu, Wanli Ouyang, Xiaogang Wang, and Ming Zhou. Visual question generation as dual task of visual question answering. In *CVPR*, 2018. 2
- [48] Luis Enrico Lopez, Diane Kathryn Cruz, Jan Christian Blaise Cruz, and Charibeth Cheng. Transformer-based end-to-end question generation, 2020. 3
- [49] Jiasen Lu, Dhruv Batra, Devi Parikh, and Stefan Lee. ViL-BERT: Pretraining task-agnostic visiolinguistic representations for vision-and-language tasks. In *NeurIPS*, 2019. 3, 6
- [50] Jiasen Lu, Vedanuj Goswami, Marcus Rohrbach, Devi Parikh, and Stefan Lee. 12-in-1: Multi-task vision and language representation learning. In *CVPR*, 2020. 3
- [51] Jiasen Lu, Jianwei Yang, Dhruv Batra, and Devi Parikh. Hierarchical question-image co-attention for visual question answering. In *NeurIPS*, 2016. 2
- [52] Huaishao Luo, Lei Ji, Botian Shi, Haoyang Huang, Nan Duan, Tianrui Li, Xilin Chen, and Ming Zhou. Uni-ViLM: A unified video and language pre-training model for multimodal understanding and generation. *arXiv preprint arXiv:2002.06353*, 2020. 3
- [53] Antoine Miech, Jean-Baptiste Alayrac, Lucas Smaira, Ivan Laptev, Josef Sivic, and Andrew Zisserman. End-to-end learning of visual representations from uncurated instructional videos. In *CVPR*, 2020. 3, 4, 8
- [54] Antoine Miech, Dimitri Zhukov, Jean-Baptiste Alayrac, Makarand Tapaswi, Ivan Laptev, and Josef Sivic. HowTo100M: Learning a text-video embedding by watching hundred million narrated video clips. In *ICCV*, 2019. 1, 2, 3, 4, 5, 15
- [55] Nasrin Mostafazadeh, Ishan Misra, Jacob Devlin, Margaret Mitchell, Xiaodong He, and Lucy Vanderwende. Generating natural questions about an image. *arXiv preprint arXiv:1603.06059*, 2016. 2
- [56] Jeffrey Pennington, Richard Socher, and Christopher D Manning. GloVe: Global vectors for word representation. In *EMNLP*, 2014. 5, 12
- [57] Colin Raffel, Noam Shazeer, Adam Roberts, Katherine Lee, Sharan Narang, Michael Matena, Yanqi Zhou, Wei Li, and Peter J Liu. Exploring the limits of transfer learning with a unified text-to-text transformer. *JMLR*, 2020. 3
- [58] Pranav Rajpurkar, Jian Zhang, Konstantin Lopyrev, and Percy Liang. SQuAD: 100,000+ questions for machine comprehension of text. *arXiv preprint arXiv:1606.05250*, 2016. 3
- [59] Olga Russakovsky, Jia Deng, Hao Su, Jonathan Krause, Sanjeev Satheesh, Sean Ma, Zhiheng Huang, Andrej Karpathy, Aditya Khosla, Michael Bernstein, Alexander C. Berg, and Li Fei-Fei. ImageNet large scale visual recognition challenge. *IJCV*, 2015. 4, 8
- [60] Victor Sanh, Lysandre Debut, Julien Chaumond, and Thomas Wolf. DistilBERT, a distilled version of BERT: smaller, faster, cheaper and lighter. *arXiv preprint arXiv:1910.01108*, 2019. 4, 16

- [61] Meet Shah, Xinlei Chen, Marcus Rohrbach, and Devi Parikh. Cycle-consistency for robust visual question answering. In *CVPR*, 2019. 2
- [62] Piyush Sharma, Nan Ding, Sebastian Goodman, and Radu Soricut. Conceptual Captions: A cleaned, hypernymed, image alt-text dataset for automatic image captioning. In *ACL*, 2018. 3
- [63] Xiaomeng Song, Yucheng Shi, Xin Chen, and Yahong Han. Explore multi-step reasoning in video question answering. In *ACM international conference on Multimedia*, 2018. 2, 3
- [64] Nitish Srivastava, Geoffrey Hinton, Alex Krizhevsky, Ilya Sutskever, and Ruslan Salakhutdinov. Dropout: A simple way to prevent neural networks from overfitting. *The journal of machine learning research*, 2014. 12
- [65] Weijie Su, Xizhou Zhu, Yue Cao, Bin Li, Lewei Lu, Furu Wei, and Jifeng Dai. VL-BERT: Pre-training of generic visual-linguistic representations. In *ICLR*, 2019. 3
- [66] Chen Sun, Fabien Baradel, Kevin Murphy, and Cordelia Schmid. Contrastive bidirectional transformer for temporal representation learning. *arXiv preprint arXiv:1906.05743*, 2019. 3
- [67] Chen Sun, Austin Myers, Carl Vondrick, Kevin Murphy, and Cordelia Schmid. VideoBERT: A joint model for video and language representation learning. In *ICCV*, 2019. 3, 6
- [68] Hao Tan and Mohit Bansal. LXMERT: Learning cross-modality encoder representations from transformers. In *EMNLP*, 2019. 3
- [69] Makarand Tapaswi, Yukun Zhu, Rainer Stiefelwagen, Antonio Torralba, Raquel Urtasun, and Sanja Fidler. MovieQA: Understanding stories in movies through question-answering. In *CVPR*, 2016. 2, 3
- [70] Damien Teney and Anton van den Hengel. Zero-shot visual question answering. *arXiv preprint arXiv:1611.05546*, 2016. 7
- [71] Ottokar Tilk and Tanel Alumäe. Bidirectional recurrent neural network with attention mechanism for punctuation restoration. In *Interspeech 2016*, 2016. 3
- [72] Ashish Vaswani, Noam Shazeer, Niki Parmar, Jakob Uszkoreit, Llion Jones, Aidan N Gomez, Łukasz Kaiser, and Illia Polosukhin. Attention is all you need. In *NeurIPS*, 2017. 4
- [73] Yonghui Wu, Mike Schuster, Zhifeng Chen, Quoc V Le, Mohammad Norouzi, Wolfgang Macherey, Maxim Krikun, Yuan Cao, Qin Gao, Klaus Macherey, et al. Google’s neural machine translation system: Bridging the gap between human and machine translation. *arXiv preprint arXiv:1609.08144*, 2016. 4
- [74] Saining Xie, Chen Sun, Jonathan Huang, Zhuowen Tu, and Kevin Murphy. Rethinking spatiotemporal feature learning: Speed-accuracy trade-offs in video classification. In *ECCV*, 2018. 4
- [75] Caiming Xiong, Stephen Merity, and Richard Socher. Dynamic memory networks for visual and textual question answering. In *ICML*, 2016. 2
- [76] Dejing Xu, Zhou Zhao, Jun Xiao, Fei Wu, Hanwang Zhang, Xiangnan He, and Yueting Zhuang. Video question answering via gradually refined attention over appearance and motion. In *ACM international conference on Multimedia*, 2017. 2, 3, 5, 7
- [77] Huijuan Xu and Kate Saenko. Ask, attend and answer: Exploring question-guided spatial attention for visual question answering. In *ECCV*, 2016. 2
- [78] Zekun Yang, Noa Garcia, Chenhui Chu, Mayu Otani, Yuta Nakashima, and Haruo Takemura. BERT representations for video question answering. In *WACV*, 2020. 2
- [79] Zichao Yang, Xiaodong He, Jianfeng Gao, Li Deng, and Alex Smola. Stacked attention networks for image question answering. In *CVPR*, 2016. 2
- [80] Kaichun Yao, Libo Zhang, Tiejian Luo, Lili Tao, and Yanjun Wu. Teaching machines to ask questions. In *IJCAI*, 2018. 3
- [81] Yunan Ye, Zhou Zhao, Yimeng Li, Long Chen, Jun Xiao, and Yueting Zhuang. Video question answering via attribute-augmented attention network learning. In *ACM SIGIR*, 2017. 2, 3
- [82] Zhou Yu, Dejing Xu, Jun Yu, Ting Yu, Zhou Zhao, Yueting Zhuang, and Dacheng Tao. ActivityNet-QA: A dataset for understanding complex web videos via question answering. In *AAAI*, 2019. 2, 3, 5, 7
- [83] Kuo-Hao Zeng, Tseng-Hung Chen, Ching-Yao Chuang, Yuan-Hong Liao, Juan Carlos Niebles, and Min Sun. Leveraging video descriptions to learn video question answering. In *AAAI*, 2017. 2, 3
- [84] Zheng-Jun Zha, Jiawei Liu, Tianhao Yang, and Yongdong Zhang. Spatiotemporal-textual co-attention network for video question answering. *ACM Transactions on Multimedia Computing, Communications, and Applications (TOMM)*, 2019. 2
- [85] Zhou Zhao, Qifan Yang, Deng Cai, Xiaofei He, Yueting Zhuang, Zhou Zhao, Qifan Yang, Deng Cai, Xiaofei He, and Yueting Zhuang. Video question answering via hierarchical spatio-temporal attention networks. In *IJCAI*, 2017. 3
- [86] Zhou Zhao, Zhu Zhang, Shuwen Xiao, Zhou Yu, Jun Yu, Deng Cai, Fei Wu, and Yueting Zhuang. Open-ended long-form video question answering via adaptive hierarchical reinforced networks. In *IJCAI*, 2018. 3
- [87] Luowei Zhou, Hamid Palangi, Lei Zhang, Houdong Hu, Jason J Corso, and Jianfeng Gao. Unified vision-language pre-training for image captioning and VQA. In *AAAI*, 2020. 3
- [88] Qingyu Zhou, Nan Yang, Furu Wei, Chuanqi Tan, Hangbo Bao, and Ming Zhou. Neural question generation from text: A preliminary study. In *National CCF Conference on Natural Language Processing and Chinese Computing*, 2017. 3
- [89] Linchao Zhu and Yi Yang. ActBERT: Learning global-local video-text representations. In *CVPR*, 2020. 3, 6
- [90] Yukun Zhu, Ryan Kiros, Rich Zemel, Ruslan Salakhutdinov, Raquel Urtasun, Antonio Torralba, and Sanja Fidler. Aligning books and movies: Towards story-like visual explanations by watching movies and reading books. In *ICCV*, 2015. 4

Appendix

In this Appendix, we start by giving an additional data analysis and examples of our proposed SQA69M dataset in Section A. We, then, provide an overview figure and additional architecture details for our VideoQA model in Section B. Next, we present additional statistics and details on the collection procedure for our manually collected iVQA benchmark in Section C. We describe additional implementation details in Section D and present experiments including results per answer quartile and per question type in Section E.

A. Analysis of SQA69M dataset

Figure 5 provides statistics for the SQA69M dataset in terms of question length, answer length and video clip duration. Overall SQA69M contains longer answers than the downstream open-ended VideoQA datasets. The distribution of clip duration follows a bell curve with a peak around 7 seconds and a long tail of longer clips. These statistics demonstrate the diversity of our SQA69M dataset, both in terms of videos and answers.

Word clouds¹ for questions and answers in SQA69M displayed in Figure 6 illustrate the diverse vocabulary in SQA69M as well as its speech-related words such as *okay*, *right*, *oh*. We further illustrate the diversity and the annotation noise for SQA69M samples in Figure 8. For a sample of 100 (video clip, question, answer) examples in SQA69M, we found that about 50% of them were meaningful.

B. VideoQA architecture

In addition to the overview Figure 1 in the main paper, we provide here in Figure 7 a more detailed diagram of our VideoQA architecture. The architecture has two main modules: (i) the video-question multi-modal transformer and (ii) the answer embedding module based on a differentiable bag-of-words encoder. Details are given next.

Video-question multi-modal transformer. Formally, the inputs to our video-question multi-modal transformer are defined as

$$h(v, q) = [\tilde{q}_1, \dots, \tilde{q}_l, \tilde{v}_1, \dots, \tilde{v}_t] \in \mathbb{R}^{d \times (l+t)}, \quad (3)$$

where

$$\tilde{q}_m = dp(LN(GELU(Linear_q(q_m)) + pos(m) + mod(q))), \quad (4)$$

and

$$\tilde{v}_s = dp(LN(GELU(Linear_v(v_s)) + pos(s) + mod(v))), \quad (5)$$

¹To generate the word clouds, we used https://github.com/amueller/word_cloud.

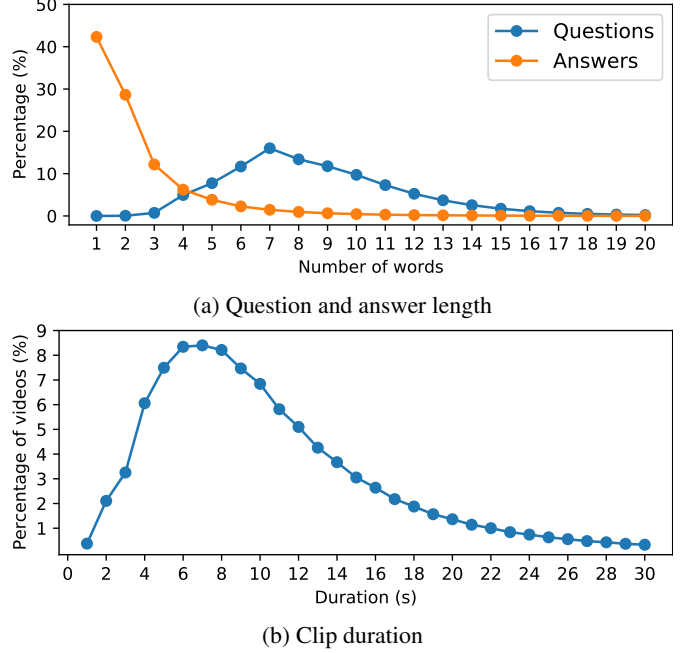


Figure 5: Statistics for the SQA69M dataset. (a) Distribution of questions and answers over their length. (b) Distribution of videos over their duration in seconds.

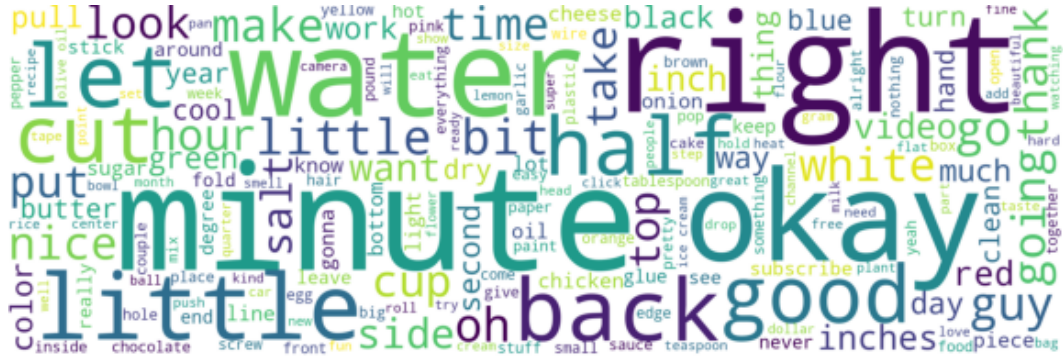
where *mod* is a learnt modality encoding composed of two embeddings (one for video, one for question), *pos* is a frozen sinusoidal positional encoding, q_m are the input question token representations and v_s are the input video representations for different time steps s as defined in Section 3.4. *GELU* is a Gaussian Error Linear Unit [28], *LN* is a Layer Normalization [8] and *dp* refers to Dropout [64].

The outputs of the multi-modal transformer $[Q_1, \dots, Q_l, V_1, \dots, V_t] \in \mathbb{R}^{d \times (l+t)}$ are contextualized representations over words in the question and temporal video representations. Finally, the fused video-question embedding is obtained as $f(v, q) = Linear(dp(Q_1))$, where Q_1 is the multi-modal contextualized embedding of the [CLS] token.

Answer module. Given an answer $a \in \mathbb{R}^{d_a \times m}$ encoded with GloVe [56], our answer embedding is obtained as:

$$g(a) = Linear_2(ReLU(MaxPool(Linear_1(a)))), \quad (6)$$

where the hidden dimension (the output of the linear layer *Linear*₁) is d_{ha} , *ReLU* is the rectifier [25] and the max pooling *MaxPool* is done over tokens.



(a) Answers



(b) Questions

Figure 6: Word clouds extracted from the SQA69M dataset showing its diverse vocabulary and the words characteristic to speech such as *okay*, *right*, *ok*.

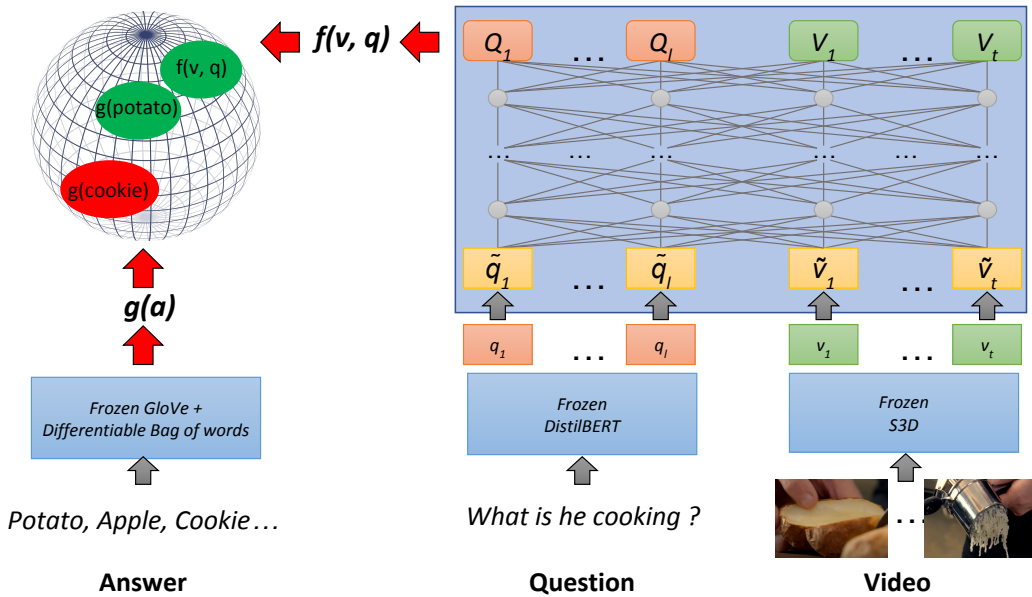


Figure 7: **VideoQA architecture overview.** Our model is based on a video-question multi-modal transformer f (right) and an answer embedding with a differentiable bag-of-words encoder g (left).



ASR: I put up some pictures of him with another monkey as well.
Question: What animal did I put up pictures of him with?
Answer: Monkey



ASR: Then you release the right and you take out the tube pretty simple.
Question: What do you take out?
Answer: The tube



ASR: You can just lift them right up like that that there we go, and these are ready to cut.
Question: What do you do to get them ready to cut?
Answer: Lift them right up



ASR: And the last thing that goes on top would be the spinach.
Question: What is the last thing that goes on top?
Answer: Spinach

ASR: And ... Here is a bathroom privacy lock very standard.
Question: What kind of lock is standard in the bathroom?
Answer: Bathroom privacy lock



ASR: And what you're going to do is take the first section underneath and pull that nice and tight.
Question: What are you going to do with the first section underneath?
Answer: Pull that nice and tight

ASR: Hi I'm long lamb and today, I'm going to teach you how to prep a pineapple...
Question: What will I teach you today?
Answer: How to prep a pineapple





ASR: I I you know, I I think this mod is really really awesome.
Question: I think this mod is what?
Answer: Really really awesome

ASR: Let me explain to you guys.
Question: What do I say to you guys?
Answer: Let me explain to you guys



ASR: So I transferred my smaller piece to the top of the yellow larger piece.
Question: What color was the larger piece?
Answer: Yellow



ASR: ...and we're gonna create slipknot by pulling this side of the rubber band through the center of this side.
Question: How do we create slipknot?
Answer: Pull that through



ASR: The soil can be mixed with compost or slow release fertilizer to help nourish your tree...
Question: What can be mixed with the soil to help nourish your tree?
Answer: Compost or slow release fertilizer



ASR: So you bring it to a point and we'll, just cut it off at the bottom.
Question: What do we do at the bottom?
Answer: Cut it off

ASR: So I've got nine blobs of dough here a little bit sticky.
Question: How many blobs of dough are there?
Answer: Nine



ASR: The violin is covered in varnish..
Question: What is the violin covered in?
Answer: Varnish

ASR: And then voila, perfect chocolate mousse.
Question: What kind of mousse is perfect?
Answer: Chocolate



ASR: ...thai airbus, 340 - 600 arrived from bangkok ...
Question: What is the average size of an airbus from bangkok?
Answer: 340 - 600

ASR: For children, give one breath every 3 to 5 seconds.
Question: How long does it take for a child to take a breath?
Answer: 3 to 5 seconds

Figure 8: Additional examples of videos, questions and answers from our SQA69M dataset. Questions and answers are automatically generated using a text-only transformer pretrained on a large text corpus and applied to ASR in narrated videos. These examples illustrate the large data diversity in SQA69M. The last row of examples shows the noise in SQA69M, inherent to automatic generation from speech, that partially correlates with the visual content of narrated videos.

Instructions:


- Watch the video excerpt and **ask a question about its visual content**.
- Someone that watched the video's visual content should be able to answer the question. But someone that did not watch it **shouldn't be able to guess the right answer**.
 - ✗ "What did the man use for blending?" "Blender" (easy to guess)
 - ✗ "What is the chef wearing over her shirt?" "Apron" (easy to guess)
- You should be thinking of a **new question each time specific to the video** and avoid asking generic questions too often.
 - ✗ "What is it?" (too generic)
 - ✓ "What is on the table at the end of the video?" (specific)
- The answer type must be an **object, a living being or a place** (not a proper noun, nor a verb, nor an adjective, nor an adverb, nor a number, nor yes, nor no). For instance:
 - ✗ "It is" (paraphrase of yes)
 - ✓ "Table" (object)
 - ✓ "Bear" (living being)
 - ✓ "Living room" (place)
- Provide a **precise and brief answer (typically 1 to 3 words)** that should be how most people would answer that question. For instance:
 - "In the bedroom." (too long) → "Bedroom"
 - "She is making pancakes" (too long) → "Pancakes"
 - "Orange balloon" (too long) → "Balloon"
- If you do not find any object, any living being or any place that you could ask question on in the video, please check the **corresponding button** and provide a free-type question.
- You can find a set of illustrated good and bad examples in the detailed instructions.

[View instructions](#)

Your payments will be processed only if you followed the detailed instructions. Any abuse of the button will result in a rejection.

Bonus will be granted to workers that consistently respect the instructions and provide a wide variety of questions and answers.

Video 1



Question 1

[Propose a question on Video 1](#)

Answer 1

[Propose an answer to this question](#)

☐ Check if Video 1 contains no object, no living being and no place to ask question on.

Figure 11: Collection interface for the questions of the iVQA dataset. Note that the answers provided by these annotators are only used to enforce that their question annotations follow the instructions, but are not included in iVQA. Instead, five different answer annotators provide an answer annotation for each question.

VideoQA Model. Sequences of question tokens are truncated and padded to l . Attentions are computed only on non-padded sequential video and question features. Padding is also performed in the answer module. The weights are initialized as in DistilBERT [60].

VideoQA Datasets. The initial release of ActivityNet-QA includes 5.8K videos. However, some videos have been removed from YouTube since then, so we were only able to use 5,730 videos (1.2% missing). We found that a small fraction (less than 0.1%) of GIFs were corrupted, these were

excluded from our experiments.

Training. We use a cosine annealing learning rate schedule with initial value 10^{-4} and 5×10^{-5} for pretraining and finetuning, respectively, with weight decay 10^{-4} . For finetuning, we use the Adam optimizer with batch size 256, the training runs for 20 epochs and the final model is selected by the best performance on the validation set.

VQA-MMT+PT-VA. When pretraining on HowTo100M, we use a multi-modal contrastive loss that takes as negatives all other videos and narrations in the batch. We aggre-


Instructions:

- Please watch the video excerpt and **answer the question with a precise and brief answer (as few words as possible - typically 1 or 2, exceptionally 3 or 4)**. For instance:
 - "In the bedroom." (too long) → "Bedroom"
 - "She is making pancakes" (too long) → "Pancakes"
 - "Orange balloon" (too long) → "Balloon"
- **Your answer should be how most people would answer that question.**
- Avoid **typographical errors or using conversational language**.
 - "Mic" (conversational) → "Microphone"
- Make sure you read the question entirely. **Every word in the question matters.**
- Note that answering with **plural or singular** does have an importance. "Strawberry" is not the same as "strawberries".
- If the question does not make sense or is not answerable by watching the visual content of the video, please try your best to answer it and **indicate via the buttons you are unsure of your answer**.
- You can find a set of illustrated good and bad examples in the link below.

[View instructions](#)

Your payments will be processed only if you followed the instructions. Any abuse of the confidence button will result in a rejection.

Video 1



Question 1

Where is the woman going?

Answer 1

Write your answer to Question 1 here

Do you think you were able to answer the question correctly ?

☐ Yes ☐ Maybe ☐ No

Figure 12: Collection interface for the answers of the iVQA dataset.

gate adjacent clips from HowTo100M to have at minimum 10 seconds clips. During this pretraining, the aggregated video embedding output of our multi-modal transformer is obtained by average pooling over the non-padded output video representations V_i .

VQA-MMT+PT-MLMCM. For the masked language modeling, a token is corrupted with a probability 0.15, and replaced 80% of the time with [MASK], 10% with the same token and 10% with a randomly sampled token. To guess which token is masked, each sequential question output Q_i of the multi-modal transformer is classified in a vocabulary of 30,522 tokens. For video-text cross-modal matching, we sample 1 video negative and 1 text negative per video-text pair. The loss used for training is the unweighted sum of a cross-entropy loss for masked language modeling and a binary cross-entropy loss for cross-modal matching. We aggregate adjacent clips from HowTo100M to have at minimum 10 seconds clips and 10 minimum narration words.

HCRN [38] comparison. We use the official code release to run HCRN [38] on iVQA and ActivityNet-QA. iVQA

	How	MVT	MVD	TGIF	Act
A	31.0	39.9	43.6	56.0	38.1
A + VQ	31.1	39.9	44.1	55.6	37.9
A + V	30.5	39.8	43.6	55.8	38.2
A + Q	30.8	38.2	43.4	55.7	37.9

Table 10: Comparison with other negatives sampling strategy. A, VQ, V and Q refer to answer negatives, video-question negatives, video negatives and question negatives.

has similar video durations as MSRVT-QA, so we use the same hyperparameters that they use for this dataset. For ActivityNet-QA, which contains significantly longer videos, we divide a video into 8 clips of 16 frame features (1 per second). All other network and train hyperparameters are left unchanged.

Pretrain	MVT			MVD			TGIF			Act		
	No	Yes		No	Yes		No	Yes		No	Yes	
		zero-shot	fine-tune		zero-shot	fine-tune		zero-shot	fine-tune		zero-shot	fine-tune
Q1	66.7	0.4	65.5	70.3	3.7	75.0	88.4	26.0	87.9	65.0	25.9	64.6
Q2	45.5	1.0	46.3	51.1	6.3	54.7	59.5	0.2	58.9	50.4	15.3	51.6
Q3	30.6	1.5	34.4	26.4	5.7	31.9	47.4	7.8	50.4	23.2	5.2	28.6
Q4	4.8	2.8	8.6	7.4	4.1	10.5	11.0	4.3	15.3	2.6	1.6	3.8

Table 11: Effect of our pretraining on MSRVT-QA, MSVD-QA, TGIF-QA FrameQA and ActivityNet-QA, with each of them split in 4 quartiles, Q1 being the quartile of most frequent answers.

	iVQA	MVT	MVD	TGIF	Act
iVQA	23.0	38.1	39.7	54.6	36.5
MVT	23.3	38.2	41.6	54.6	36.6
MVD	23.4	38.3	39.4	54.6	35.8
TGIF	23.5	38.1	39.4	54.6	36.4
Act	22.5	38.0	39.0	54.5	36.1
SQA69M	31.0	39.9	43.6	56.0	38.1

Table 12: Comparison with cross-dataset transfer. Columns and lines indicate the downstream dataset and the pretraining dataset, respectively.

Type	MVT		MVD		TGIF	
	No	Yes	No	Yes	No	Yes
What	31.8	33.8	28.7	34.0	41.8	44.2
Who	48.6	49.8	54.4	57.0	—	—
Number	83.1	83.1	83.2	83.7	81.7	82.2
Color	44.8	46.1	62.5	56.3	54.2	54.2
When	77.7	79.4	77.6	77.6	—	—
Where	33.7	39.0	50.0	53.6	43.6	46.5

Table 13: Effect of our pretraining per question type on MSR-VTT-QA, MSVD-QA and TGIF-QA FrameQA.

E. Additional experiments

E.1. Ablation for the negative sampling strategy

To train on SQA69M, choosing only answer negatives (strategy A) is a simple and computationally efficient way for constructing negatives. In Table 10 we report results obtained with alternative sampling strategies that include other sources of negatives together with answer negatives. $A + VQ$ consists in sampling, for each (v_i, q_i, a_i) triplet, negatives (v_j, q_j, a_i) with $j \neq i$ within the training mini-batch. This strategy is as computationally more expensive compared to A. The strategy $A + V$ consists in sampling for each triplet one video negative, obtained with the same question-answer pair, and a different video. Similarly, the strategy $A + Q$ consists in sampling for each triplet one question negative, obtained with the same answer and video, and a different question. Both $A + V$ and $A + Q$ are significantly more expensive compared to A, as they require additional passes in the multi-modal transformer. The different sampling strategies did not significantly improve over strategy A, which is why we use strategy A for our main experiments.

E.2. Comparison to cross-dataset transfer

We define cross-dataset transfer as a procedure where we train our VideoQA model on a pretraining VideoQA dataset and then finetune and test it on another VideoQA dataset. The training follows the procedure described for finetuning in Section 3.3. We report results for cross-dataset transfer in Table 12. As can be observed, our approach

with pretraining on SQA69M significantly outperforms all other cross-dataset transfer models, including the transfer between MSRVT-QA and MSVD-QA where both datasets have been generated with the same method [27]. While the transfer between previous datasets often leads to small improvement due to the large domain gaps and relatively small sizes of such datasets, our approach based on SQA69M improves performance on all downstream datasets.

E.3. Results for rare answers

Result for different answers frequencies are presented for the iVQA dataset in the main paper. Here, we show results for MSRVT-QA, MSVD-QA, TGIF-QA FrameQA and ActivityNet-QA datasets in Table 11. As for iVQA, we observe that our SQA69M pretraining gives results that are similar across all quartiles in the zero-shot setting, and consistently brings a significant improvement on the two most rare quartiles of answers in the finetuning setting.

Note that in order to have a consistent evaluation with other experiments, we keep the same train vocabulary at test time. This implies that a significant part of answers in the test set (the most rare ones in the training set) is considered wrong because the answer is not in the vocabulary. This represents 16% of answers in iVQA, 3% of answers in MSRVT-QA, 6% for MSVD-QA, 2% for TGIF-QA FrameQA and 19% for ActivityNet-QA. Note, however, that our joint embedding framework could allow for different vocabularies used at the training and test time.

In the main paper we show results per question type

Intersec		iVQA	MVT	MVD	TGIF	Act
		12.29	15.7	8.48	5.97	8.55
No	VQA-MMT+PT-QA	3.1	1.1	2.1	7.9	7.5
	VQA-MMT+PT-VQA	10.1	1.4	5.0	10.0	12.3
Yes	VQA-MMT+PT-QA	7.2	2.4	4.8	23.6	14.4
	VQA-MMT+PT-VQA	18.3	3.8	10.1	29.5	14.8

Table 14: Zero-shot results when training on the full SQA69M (top) or a vocabulary-biased subpart specific to each downstream VideoQA dataset (bottom). The row below the dataset names indicates the percentage of SQA69M that makes up the intersection (*i.e.* of which the answer is in the downstream train vocabulary). We emphasize that biasing the answer vocabulary at pretraining uses information from downstream datasets. Hence, these experiments cannot be considered zero-shot.

for ActivityNet-QA. Here, we present these results for MSRVT-QA, MSVD-QA and TGIF-QA FrameQA in Table 13. We observe the most improvements on *What*, *Who* and *Where* questions, and lower improvements on *Number*, *Color* and *When* questions, *i.e.* categories for which answers are more common.

E.4. Answer extraction procedure

Note that we do not bias our answer extraction procedure in SQA69M towards an optimal distribution for downstream VideoQA datasets. We show in Table 14 that the simple knowledge of the downstream dataset train answer vocabulary can significantly improve the zero-shot results. In this experiment, we only keep question-answer pairs in SQA69M for which answers match with the answers in the vocabulary of downstream datasets, allowing for downstream dataset specific cross-entropy pretraining. This significantly improves *zero-shot* results, despite the smaller size of the pretraining dataset. This suggests that biasing the answer extraction procedure when generating SQA69M could lead to superior downstream results. However, as we wish to advance truly open-ended and generic solutions to VideoQA, our SQA69M aims to mimic real-world open-ended vocabulary and our proposed pretraining aims to be generic and therefore does not make use of any information about the downstream datasets.