

Bottomonium suppression in an open quantum system using the quantum trajectories method

Nora Brambilla,^{a,b} Miguel Ángel Escobedo,^c Michael Strickland,^d Antonio Vairo,^a
Peter Vander Griend,^a Johannes Heinrich Weber^{e,f}

^a*Physik-Department, Technische Universität München, James-Frank-Str. 1, 85748 Garching, Germany*

^b*Institute for Advanced Study, Technische Universität München, Lichtenbergstrasse 2 a, 85748 Garching, Germany*

^c*Instituto Galego de Física de Altas Enerxías (IGFAE), Universidade de Santiago de Compostela. E-15782, Galicia, Spain*

^d*Department of Physics, Kent State University, Kent, OH 44242, United States*

^e*Department of Computational Mathematics, Science and Engineering, and Department of Physics and Astronomy, Michigan State University, East Lansing, MI 48824, USA*

^f*Institut für Physik, Humboldt-Universität zu Berlin & IRIS Adlershof, D-12489 Berlin, Germany*
*E-mail: nora.brambilla@ph.tum.de, miguelangel.escobedo@usc.es,
mstrick6@kent.edu, vandergriend@tum.de, antonio.vairo@mytum.de,
johannes.weber@physik.hu-berlin.de*

ABSTRACT: We solve the Lindblad equation describing the Brownian motion of a Coulombic heavy quark-antiquark pair in a strongly coupled quark-gluon plasma using the highly efficient Monte Carlo wave-function method. The Lindblad equation has been derived in the framework of pNRQCD and fully accounts for the quantum and non-Abelian nature of the system. The hydrodynamics of the plasma is realistically implemented through a 3+1D dissipative hydrodynamics code. We compute the bottomonium nuclear modification factor and compare with the most recent LHC data. The computation does not rely on any free parameter, as it depends on two transport coefficients that have been evaluated independently in lattice QCD. Our final results, which include late-time feed down of excited states, agree well with the available data from LHC 5.02 TeV PbPb collisions.

KEYWORDS: heavy quarkonium suppression, Lindblad equation, heavy-ion collision, quantum trajectories method

Contents

1	Introduction	1
2	The quantum trajectories algorithm	5
2.1	The Monte Carlo wave-function method	5
2.2	Quarkonium evolution in the regime $1/a_0 \gg T, m_D \gg E$	7
2.3	The waiting time approach	10
2.4	Algorithm for updating the wave-function between quantum jumps	10
3	Initial production	12
4	Comparisons between QuTiP and QTraj	13
5	Hydrodynamic background evolution	17
6	Results and discussion	19
6.1	Parameters	19
6.2	Numerical setup	21
6.3	Bottomonium survival probabilities	21
6.4	Final results including late-time feed down of excited states	25
7	Conclusions	28
A	Change of orbital momentum during a quantum jump	31
B	Off-diagonal overlaps	32
C	<i>S</i>-wave initialization studies	34

1 Introduction

The aim of relativistic heavy-ion collisions is to recreate and study the quark-gluon plasma (QGP), a primordial state of matter that existed microseconds after the Big-Bang. In such a state quarks and gluons are not confined within hadrons and, in the limit of high temperatures, they behave almost as free particles. The study of the QGP is very challenging due to its short life time: we can only infer its properties from the way it affects particles that are detected at the end after freeze-out.

Among the hard probes of the QGP there is quarkonium suppression. The original idea was put forward by Matsui and Satz in [1] who assumed the quarkonium interaction to be screened in the hot QGP leading to a suppression in the number of quarkonia. Quarkonia would eventually be detected through their decays into muon-antimuon pairs. In this

scenario, the observation of quarkonium suppression is a signal of QGP formation and, by measuring its strength, it is possible to learn information about the medium. Such suppression is quantified in the quarkonium nuclear modification factor R_{AA} . It is this quantity, among others, that is measured in heavy ion collision experiments at LHC and at RHIC.

The screening mechanism underlying the idea of Matsui and Satz originates from the chromoelectric screening of the medium. It sets in at the momentum scale given by the Debye mass, m_D . Hence, the typical screening distance for a heavy quark-antiquark pair ($Q\bar{Q}$) is of order $r \sim 1/m_D$ or larger. Sequential screening as a function of the radius of the quarkonium state is a consequence of this mechanism. This paradigm was challenged when the quark-antiquark potential in the medium was first calculated in weak coupling in the screening regime $r \sim 1/m_D$ [2]. The calculation showed that, in addition to the screening of the real part, the potential also possesses an imaginary part. The imaginary part also leads to quarkonium dissociation, which turns out to happen at a temperature lower than the screening one [3–6], i.e., at least in weak coupling, quarkonium has already dissociated when reaching the screening temperature. Since then, many phenomenological studies solving the Schrödinger equation with a complex potential have appeared [7–16].

Nonrelativistic Effective Field Theories (NREFTs) allow one to appropriately define the heavy quark-antiquark potential and supply a scheme for the systematic calculation of quarkonium properties. They exploit the separation of energy scales characteristic of nonrelativistic bound states. At zero temperature, the energy scales are the heavy-quark mass, m , the inverse of the Bohr radius of the bound state $1/a_0 \sim mv$, and the binding energy $E \sim mv^2$, where $v \ll 1$ is the relative quark velocity in the bound state. The EFT that is obtained by integrating out degrees of freedom associated with the scale m is Non Relativistic QCD (NRQCD) [17, 18] and the EFT obtained by integrating out gluons with momentum or energy scaling like the inverse of the Bohr radius is potential NRQCD (pNRQCD) [19–21]. At leading order in v , the equation of motion of pNRQCD is the quantum mechanical Schrödinger equation for a nonrelativistic bound state. Differently from a pure quantum mechanical treatment of the bound state, however, pNRQCD provides an unambiguous field theoretical definition of the potential. The potential encodes contributions coming from modes with energy and momentum above the scale of the binding energy. Moreover, pNRQCD adds systematically to the leading order Schrödinger equation higher order corrections. The first one in a weak coupling regime is carried by chromoelectric dipole terms.

In the last decade, pNRQCD has been applied also to study quarkonium at finite temperature [3, 4, 22]. At finite temperature more scales are relevant, for instance the temperature T and, at weak coupling, the Debye mass m_D . Nevertheless, at leading order in v the equation of motion of pNRQCD is still a Schrödinger equation, which describes the real time evolution of the $Q\bar{Q}$ pair in the medium. The potential encodes now also thermal contributions if there are thermal modes associated with energy scales larger than mv^2 . The thermal part of the potential has a real part (well described in the weak coupling regime by the singlet free energy in Coulomb gauge [23]) and an imaginary part. The real part of the potential is screened only if m_D is of the order of the inverse of the Bohr radius. If it is smaller, then the potential gets at most thermal corrections that are power like

in T . It is in this regime, and not in the screened one, that dissociation happens at weak coupling due to the imaginary part of the potential being as large as the real one [2]. At one loop, the imaginary part is a consequence of two distinct phenomena: Landau damping [2–4], an effect that exists also in QED, and singlet-octet transitions, which are specific of QCD [3]. The Landau damping originates from the inelastic scattering of the heavy quark or antiquark with the partons in the medium [24], while the singlet to octet transition originates from the gluodissociation of quarkonium [25]. Which phenomenon dominates depends on the ratio between the scales m_D and E . These findings in the EFT, mostly in the weak coupling regime, have inspired several subsequent nonperturbative calculations of the static potential at finite T . In particular, the Wilson loop at finite T has been computed on the lattice [26, 27] finding hints of a large imaginary part. These calculations are rather challenging and refinements of the extraction methods are currently in development [28, 29].

Quarkonium scattering in the medium, quarkonium dissociation into an unbound color octet $Q\bar{Q}$ pair, and the inverse processes of $Q\bar{Q}$ pair generation call for an appropriate framework to describe the quarkonium non-equilibrium evolution in the QGP: the open quantum system framework (OQS) (see [30] for a review and [31] for a seminal paper). The system is in non-equilibrium because through interaction with the environment color singlet and octet $Q\bar{Q}$ states continuously transform into each other although the total number of heavy quarks is conserved. In [32–34], an OQS framework rooted in pNRQCD has been developed that is fully quantum, conserves the number of heavy quarks and takes into account both the color singlet and the color octet $Q\bar{Q}$ degrees of freedom. In this framework, the QGP plays the role of the environment characterized by a scale πT and the quarkonium is the system characterized by the scale E . The inverse of the energy can be identified with the intrinsic time scale of the system, $\tau_S \sim 1/E$, and the inverse of πT with the correlation time of the environment, $\tau_E \sim 1/(\pi T)$. If the medium is in thermal equilibrium, or locally in thermal equilibrium, we may understand T as a temperature, otherwise it is just the inverse of the correlation time of the environment. The medium can be strongly coupled. The evolution of the system is characterized by a relaxation time τ_R that is proportional to the inverse of the $Q\bar{Q}$ self-energy in pNRQCD, i.e. $\tau_R \sim 1/[a_0^2(\pi T)^3]$. Under the condition that the quarkonium has a small radius (i.e. that it is a Coulombic bound state) such that $1/a_0 \gg \pi T, \Lambda_{\text{QCD}}$, and that $\pi T \gg E$, a set of master equations governing the time evolution of the heavy $Q\bar{Q}$ pairs in the medium has been derived in [32, 33]. The equations express the time evolution of the density matrices of the color singlet and color octet $Q\bar{Q}$ states. They account for the mass shift of the heavy $Q\bar{Q}$ pair induced by the medium, the decay widths induced by the medium, the generation of $Q\bar{Q}$ color singlet states from $Q\bar{Q}$ color octet states interacting with the medium and the generation of $Q\bar{Q}$ color octet states from $Q\bar{Q}$ (color singlet or octet) states interacting with the medium. At leading order the interaction between a heavy $Q\bar{Q}$ field and the medium is encoded in pNRQCD in a chromoelectric dipole interaction.

The master equations are, in general, non Markovian. They become Markovian if $\tau_R \gg \tau_E$, while the condition $\tau_S \gg \tau_E$ qualifies the regime as a quantum Brownian motion. Under these conditions, the master equations assume a Lindblad form [35, 36]. If we further consider the medium isotropic and the quarkonium at rest with respect to the medium,

in the large time limit the Lindblad equation for a strongly coupled medium turns out to depend, remarkably, on only two transport coefficients: the heavy quark momentum diffusion coefficient, κ , and its dispersive counterpart γ . Both coefficients have a field theoretical definition: they are given by time integrals of gauge invariant correlators of chromoelectric fields [32–34]. These coefficients can be evaluated nonperturbatively within QCD at finite T regularized on the lattice.¹ Recently, a quenched lattice QCD evaluation of κ in an unprecedented large window of temperatures has been completed displaying a significant temperature dependence [37]. Similar studies are ongoing for γ . Unquenched values for both parameters have been obtained in [34]. Once the Lindblad equation has been solved and evolved up to freeze out time, the result can be used to compute observables like R_{AA} and v_2 by projecting on the quarkonium states of interest. These observables can be compared with data from the LHC [32, 33]. We are, therefore, in a position to determine much needed information about the properties of the QGP by solving evolution equations for the out of equilibrium dynamics of the heavy quarkonium in the QGP that have been derived in a controlled and systematic fashion from QCD. However, for this purpose we need to develop an efficient algorithm to solve the resulting dynamical equations and we need to couple them properly to the hydrodynamical evolution of the medium.

In this work, we revisit the solution of the evolution equations found in [32, 33] with the aim of determining R_{AA} and comparing with experimental data. We extend this previous work by relaxing several approximations that were implemented in the numerical solution of the Lindblad equation due to the high computational cost associated with it. The main goal of this paper is to present a new method for solving the Lindblad equation that substantially increases numerical efficiency through massive parallelization. In addition, the new framework allows for realistic hydrodynamical evolution of the medium.

Solving the Lindblad equation is challenging, the reason being that, for a Hilbert space of dimension N , one needs to compute the evolution of a density matrix with N^2 entries. In the case of quarkonium, the Hilbert space has infinite dimensions. For numerical studies, quarkonium is simulated using a finite size lattice. The main approximations that were used in [32, 33] were the following. (i) A lattice of size 40 times the Bohr radius of the $\Upsilon(1S)$, a_0 , with a spacing of $0.1a_0$ was used. Note that doubling the size of the lattice makes solving the Lindblad equation four times more expensive. (ii) An expansion in spherical harmonics was used and only S -wave and P -wave states were considered. (iii) For each centrality window only a simulation with the average temperature of the window was performed. Moreover, a temperature profile given by boost-invariant ideal Bjorken evolution was used for its simplicity and its analytic closed form.

In the present study, we relax these approximations by using the Monte Carlo wave-function method [38]. Other methods exist and have been used to simplify the computation of the Lindblad equation in the context of quarkonium suppression [39, 40]. However, for reasons that we will explain later, we believe that the Monte Carlo wave-function method is more suitable for quarkonium studies, especially when color degrees of freedom are taken

¹It is remarkable that the OQS/pNRQCD framework allows to use input coming from a lattice QCD calculation of a quantity in thermal equilibrium to describe the out of equilibrium evolution of quarkonium in the medium.

into account. The method reduces to simulating the evolution of an ensemble of vector states that, on average, behave like the density matrix. The vector states evolve either according to an effective non-Hermitian Hamiltonian or by quantum jumps at random times. In our case, the Hamiltonian does not mix states with different color or orbital angular momentum. Therefore, the most numerically demanding task of the algorithm is to solve a Schrödinger equation in one dimension and this even when all possible orbital angular momenta are taken into account. In summary, the Monte Carlo wave-function method allows to decrease the lattice spacing and increase the volume without increasing the numerical cost as much as it would require directly solving the Lindblad equation and, additionally, without truncating the spherical harmonics as was the case in [32, 33].

We believe that our method may be useful also for similar phenomenological applications. The semiclassical limit of the Lindblad equation has been studied in [41] and the relevance of correlated versus non correlated noise in [40]. In [42, 43], using the same pNRQCD and QQS framework that we use here and a specific scale hierarchy, transport equations and, in particular, a semiclassical Boltzmann equation, have been obtained for the evolution of quarkonium in medium. For the differential reaction rate, the information about the QGP is contained in a chromoelectric gluon correlator that involves also staple-shaped Wilson lines. Similar correlators show up at $T = 0$ in the gluon parton distribution functions, the gluon transverse momentum dependent parton distribution functions and in the quarkonium production cross section expressed in pNRQCD [44]. Other applications of the QQS framework that do not use the EFT approach can be found in [41, 45–48].

The outline of the paper is as follows. In section 2, we review the Monte Carlo wave-function method and how it is implemented in order to compute the quarkonium evolution. In section 3, we discuss the initial conditions. In section 4, we present our results and compare with what was previously obtained by directly solving the Lindblad equation. In section 5, we outline the hydrodynamical evolution used for the QGP background. In section 6, we compare with the data collected at LHC and finally, in section 7, we give our conclusions.

2 The quantum trajectories algorithm

2.1 The Monte Carlo wave-function method

In this paper, we focus on the evolution of a heavy quark-antiquark pair that follows the GKSL or Lindblad equation [35, 36] derived in [32, 33] in the regime in which all the thermally induced energy scales are much smaller than the inverse Bohr radius and much larger than the binding energy E . The general form of the Lindblad equation is

$$\frac{d\rho}{dt} = -i[H, \rho] + \sum_n \left(C_n \rho C_n^\dagger - \frac{1}{2} \{C_n^\dagger C_n, \rho\} \right), \quad (2.1)$$

where ρ is the reduced density matrix, H is a Hermitian operator and the operators C_n 's are called collapse operators. The specific values of H and C_n in our case will be discussed later.

In [32, 33], eq. (2.1) was solved numerically by expanding in spherical harmonics, keeping only S -wave and P -wave states and discretizing the radial component on a lattice. This is a very computationally demanding procedure that limits phenomenological applications. This is a common problem when solving the Lindblad equation, which is due to the fact that the size of the density matrix scales with the square of the number of degrees of freedom. In our case, for example, this means that doubling the lattice size implies multiplying by four the computational cost. In the literature, several techniques have been developed to tackle this problem, and they are named *master equation unraveling* (see [49] and references therein). One such unraveling, the Quantum State Diffusion method [50], has been already applied to the study of quarkonium, see for example the recent papers [39, 40]. However, we believe that a more robust method is provided by the Monte Carlo wave-function (MCWF) method [38]. The reason is that it makes a more efficient use of the symmetries of the evolution of quarkonium, particularly when color degrees of freedom are taken into account. For the case of the equations derived in [32, 33], it allows to take into account all possible orbital angular momenta using only a one dimensional lattice in the numerical computation.

Let us now review the basis of the MCWF method. First, we define a partial decay width operator as

$$\Gamma_n = C_n^\dagger C_n. \quad (2.2)$$

Then, the total decay width is simply given by $\Gamma = \sum_n \Gamma_n$. We can also define an effective Hamiltonian (which is non Hermitian whenever $\Gamma \neq 0$)

$$H_{\text{eff}} = H - \frac{i}{2}\Gamma. \quad (2.3)$$

We can now rewrite the Lindblad equation as

$$\frac{d\rho}{dt} = -iH_{\text{eff}}\rho + i\rho H_{\text{eff}}^\dagger + \sum_n C_n \rho C_n^\dagger. \quad (2.4)$$

Note that in QCD H_{eff} does not mix states with different color or angular momentum. Now, we consider the evolution of $\rho(t)$ during a small time step dt

$$\rho(t+dt) = \rho(t) - iH_{\text{eff}}\rho(t)dt + i\rho(t)H_{\text{eff}}^\dagger dt + \sum_n C_n \rho(t) C_n^\dagger dt; \quad (2.5)$$

the density matrix ρ is a Hermitian semi-positive definite matrix with trace equal to one. Then $\rho(t) = \sum_n p_n |\Psi_n(t)\rangle\langle\Psi_n(t)|$, where $p_n \geq 0$ and $\sum_n p_n = 1$. Because the Lindblad equation is linear in the density matrix, if we are able to solve the evolution for an initial condition that is a pure state then we can solve the evolution for any initial condition. Therefore, we focus in the present discussion on the case $\rho(t) = |\Psi(t)\rangle\langle\Psi(t)|$.

$$\begin{aligned} \rho(t+dt) &= (1 - iH_{\text{eff}}dt)|\Psi(t)\rangle\langle\Psi(t)| + i|\Psi(t)\rangle\langle\Psi(t)|H_{\text{eff}}^\dagger dt + \sum_n C_n |\Psi(t)\rangle\langle\Psi(t)| C_n^\dagger dt \\ &= (1 - \langle\Psi(t)|\Gamma|\Psi(t)\rangle dt) \frac{(1 - iH_{\text{eff}}dt)|\Psi(t)\rangle\langle\Psi(t)|(1 + iH_{\text{eff}}^\dagger dt)}{1 - \langle\Psi(t)|\Gamma|\Psi(t)\rangle dt} \\ &\quad + \sum_n \langle\Psi(t)|\Gamma_n|\Psi(t)\rangle dt \frac{C_n |\Psi(t)\rangle\langle\Psi(t)| C_n^\dagger dt}{\langle\Psi(t)|\Gamma_n|\Psi(t)\rangle dt} + \mathcal{O}(dt^2). \end{aligned} \quad (2.6)$$

We can understand the previous equation in the following way.

- (a) With probability $1 - \langle \Psi(t) | \Gamma | \Psi(t) \rangle dt$ the wave-function follows the evolution

$$\frac{(1 - iH_{\text{eff}}dt)|\Psi(t)\rangle}{\sqrt{1 - \langle \Psi(t) | \Gamma | \Psi(t) \rangle dt}}.$$

This evolution can be computed by performing the operation $(1 - iH_{\text{eff}}dt)|\Psi(t)\rangle$ and then normalizing the result.

- (b) With probability $\langle \Psi(t) | \Gamma_n | \Psi(t) \rangle dt$ the wave-function makes what is called a quantum jump, and transforms into

$$\frac{C_n |\Psi(t)\rangle}{\sqrt{\langle \Psi(t) | \Gamma_n | \Psi(t) \rangle}}.$$

Similarly to the case of no jump, the evolution can be computed by performing the operation $C_n |\Psi(t)\rangle$ and then normalizing the result.

We see that the evolution of a density matrix that fulfils the Lindblad equation is equivalent to making the previously discussed operations to a wave-function with the corresponding probability. This can potentially reduce the numerical cost of the simulation of the evolution because, although the algorithm involves averaging over many trajectories, the cost of computing each trajectory scales like N (the number of entries in the wave-function), while directly solving the Lindblad equation scales like N^2 . This property is shared with the Quantum State Diffusion method, however, the advantages of the MCWF will become clearer when we review the specific form of the Lindblad equation derived in [32, 33].

2.2 Quarkonium evolution in the regime $1/a_0 \gg T, m_D \gg E$

Here we review the evolution equation obtained from pNRQCD in [32, 33] in the regime $1/a_0 \gg T, m_D \gg E$ for Coulombic quarkonia. The evolution equation has the Lindblad form of eq. (2.1). In our case, ρ is the reduced density matrix of the heavy quark-antiquark pair. We assume it to be block diagonal in the color degrees of freedom such that

$$\rho = \begin{pmatrix} \rho_s & 0 \\ 0 & \rho_o \end{pmatrix}. \quad (2.7)$$

The symmetries of the evolution equations ensure that if we start with a density matrix with this structure at some given time t_0 it will keep the same structure during all the evolution; ρ_s and ρ_o are formally operators in a continuous Hilbert space labeled by the relative coordinate \mathbf{r} . The probability for the quarkonium to be in a specific color state is $p_{s,o} = \text{Tr}(\rho_{s,o})$.

The Hamiltonian is given by

$$H = \begin{pmatrix} h_s & 0 \\ 0 & h_o \end{pmatrix} + \frac{r^2}{2} \gamma \begin{pmatrix} 1 & 0 \\ 0 & \frac{N_c^2 - 2}{2(N_c^2 - 1)} \end{pmatrix}, \quad (2.8)$$

where $h_{s,o}$ is the in vacuum Hamiltonian of a singlet or an octet in pNRQCD [19, 20]:

$$h_s = \frac{\mathbf{p}^2}{m} - C_F \frac{\alpha_s}{r}, \quad h_o = \frac{\mathbf{p}^2}{m} + \frac{\alpha_s}{2N_c r}; \quad (2.9)$$

\mathbf{p} is the relative momentum of the $Q\bar{Q}$ pair, $C_F = (N_c^2 - 1)/(2N_c)$ and N_c is the number of colors. We assume the quarkonium under examination to be a Coulombic bound state, hence the potential in (2.9) is the Coulomb potential in the color singlet (attractive) and color octet (repulsive) representation. The coefficient γ is obtained by matching pNRQCD with QCD; it can be expressed as the imaginary part of the integral of a chromoelectric correlator:

$$\gamma \equiv \frac{g^2}{6N_c} \text{Im} \int_{-\infty}^{+\infty} dt \langle T E^{a,i}(t, \mathbf{0}) E^{a,i}(0, \mathbf{0}) \rangle = -i \frac{g^2}{6N_c} \int_0^{\infty} dt \langle [E^{a,i}(t, \mathbf{0}), E^{a,i}(0, \mathbf{0})] \rangle, \quad (2.10)$$

where $\langle \dots \rangle$ stands for the in medium average and T for time ordering. The field $\mathbf{E}(t, \mathbf{0})$ should be understood as in [32, 33], i.e., as $\Omega^\dagger(t) \mathbf{E}(t, \mathbf{0}) \Omega(t)$, where now $\mathbf{E}(t, \mathbf{0})$ stands for the usual chromoelectric field in QCD and $\Omega(t)$ is a Wilson line going from $-\infty$ to t : $\Omega(t) = \exp \left[-ig \int_{-\infty}^t d\lambda A_0(\lambda, \mathbf{0}) \right]$. The Wilson lines ensure that γ is gauge invariant.

Regarding the collapse operators, there are six of them: C_i^0 and C_i^1 (the subindex i corresponds to the spatial directions and may assume the values 1,2,3). They read

$$C_i^0 = \sqrt{\frac{\kappa}{N_c^2 - 1}} r^i \begin{pmatrix} 0 & 1 \\ \sqrt{N_c^2 - 1} & 0 \end{pmatrix}, \quad (2.11)$$

$$C_i^1 = \sqrt{\frac{(N_c^2 - 4)\kappa}{2(N_c^2 - 1)}} r^i \begin{pmatrix} 0 & 0 \\ 0 & 1 \end{pmatrix}. \quad (2.12)$$

The coefficient κ is the heavy quark momentum diffusion coefficient [51, 52]. Like γ it is obtained by matching pNRQCD with QCD; it can be expressed as the real part of the integral of a chromoelectric correlator:

$$\kappa \equiv \frac{g^2}{6N_c} \text{Re} \int_{-\infty}^{+\infty} dt \langle T E^{a,i}(t, \mathbf{0}) E^{a,i}(0, \mathbf{0}) \rangle = \frac{g^2}{6N_c} \int_0^{\infty} dt \langle \{E^{a,i}(t, \mathbf{0}), E^{a,i}(0, \mathbf{0})\} \rangle. \quad (2.13)$$

The chromoelectric fields are defined as in the case of γ , hence also the above expression of κ is gauge invariant. Both γ and κ depend on the medium and, because the medium is evolving, on time. In the case of a medium that is in local thermal equilibrium, we can define a temperature and encode in it the time dependence of γ and κ . How the temperature depends on time relies on the hydrodynamical description of the medium. Under the assumption of local thermal equilibrium, lattice determinations of γ and κ at different temperatures coupled to the hydrodynamical evolution of the medium can, therefore, describe how these coefficients evolve in time.

The collapse operators define two partial decay widths (see eq. (2.2))

$$\Gamma^0 = \kappa r^i \begin{pmatrix} 1 & 0 \\ 0 & \frac{1}{N_c^2 - 1} \end{pmatrix} r^i, \quad (2.14)$$

and

$$\Gamma^1 = \frac{\kappa(N_c^2 - 4)}{2(N_c^2 - 1)} r^i \begin{pmatrix} 0 & 0 \\ 0 & 1 \end{pmatrix} r^i. \quad (2.15)$$

Their sum gives the total decay width,

$$\Gamma = \kappa r^i \begin{pmatrix} 1 & 0 \\ 0 & \frac{N_c^2 - 2}{2(N_c^2 - 1)} \end{pmatrix} r^i. \quad (2.16)$$

Let us now discuss the general structure of the density matrix regarding the orbital angular momentum. We can always expand the density matrix in terms of spherical harmonics:

$$\rho^{lm;l'm'} = \int d\Omega(\hat{r}) d\Omega(\hat{r}') Y^{lm}(\hat{r}) \rho Y^{l'm'*}(\hat{r}'). \quad (2.17)$$

As stated above, we assume the density matrix to be block diagonal with respect to color (see eq. (2.7)). We further assume that the same happens regarding the orbital angular momentum quantum numbers l and m . Hence, we only need to consider the case $l' = l$ and $m' = m$. Moreover, spherical symmetry enforces that all polarizations are equally possible. If we define

$$\rho^l \equiv \sum_m \rho^{lm;lm}, \quad (2.18)$$

the reduced density matrix can be written as $\rho = \sum_l \rho^l$ and we can understand $\text{Tr}(\rho^l)$ as the probability that the value of the angular momentum squared is $l(l+1)$. The main difference with the studies in [32, 33] is that in this work, thanks to the application of the MCWF method, we do not need to truncate the sum of the quantum number l , while in previous works only S -wave and P -wave states were considered.

In summary, the MCWF algorithm applied to the case of quarkonium evolution in the $1/a_0 \gg T, m_D \gg E$ regime consists of the following steps:

1. Write the density matrix at the initial time as a sum of pure states

$$\rho(t_0) = p_n |\Psi_n(t_0)\rangle \langle \Psi_n(t_0)|.$$

The symmetries of the problem ensure that each of these pure states will have a well defined color and angular momentum.

2. With probability p_n take $|\Psi_n(t_0)\rangle$ as the initial condition.
3. For the first time step, follow the recipe given in section 2.1 to determine whether there is no jump or, if there is a jump, which collapse operator has to be applied.
 - (a) If there is no jump, the evolution is given by a Schrödinger equation. Since neither $|\Psi_n(t_0)\rangle$ nor H_{eff} mix different colors or angular momenta, this is a problem that can be solved numerically using a 1D lattice.
 - (b) If there is a jump, the collapse operators can change color or angular momenta. However, in the case of the Lindblad equation considered here this is done in such

a way that the resulting state also has a well defined color and angular momentum (although different from the previous one). The probability of transition between different angular momentum states are discussed in appendix A. Regarding color, a color singlet $Q\bar{Q}$ state always jumps to a color octet $Q\bar{Q}$ state. In the case that the state that jumps is an octet, it has a $2/(N_c^2 - 2)$ chance to jump to a singlet.²

4. Repeat step 3 for each time step until the end of the evolution.

2.3 The waiting time approach

In the numerical implementation of the algorithm, we use an approach that we call the waiting time approach (see section IIID of [53] and references therein). Let us consider the case in which the initial wave-function is $|\Psi(t_0)\rangle$. The probability for the first jump to happen at a given time t is

$$\begin{aligned} p_{\text{jump}}(t) &= \langle \Psi(t_0) | e^{i \int_{t_0}^t dt' H_{\text{eff}}^\dagger(t')} \Gamma(t) e^{-i \int_{t_0}^t dt' H_{\text{eff}}(t')} | \Psi(t_0) \rangle \\ &= -\frac{d}{dt} \langle \Psi(t_0) | e^{i \int_{t_0}^t dt' H_{\text{eff}}^\dagger(t')} e^{-i \int_{t_0}^t dt' H_{\text{eff}}(t')} | \Psi(t_0) \rangle, \end{aligned} \quad (2.19)$$

which means that at the time t the norm of the state evolving according to H_{eff} is equal to the probability of no jumps up to the time t . With this in mind we can make a more efficient algorithm to compute one trajectory.

1. Given an initial wave-function $|\Psi(t_0)\rangle$, we generate a random number between 0 and 1.
2. We evolve the wave-function with the effective Hamiltonian H_{eff} until the norm is equal to the random number or smaller.
3. We compute the effect of the jump.
4. We repeat the process with the wave-function resulting from the jump.

In this way, we only need to generate a few random numbers per trajectory.

2.4 Algorithm for updating the wave-function between quantum jumps

For the evolution of the wave-function between jumps we use a split-step pseudospectral method [13, 54, 55]. Due to the spherical symmetry of the underlying potentials we can compute the evolution of a state with a given angular momentum quantum number l in a color representation c using

$$u(r, t + \Delta t) = \exp(-i H_{l,c} \Delta t) u(r, t), \quad (2.20)$$

where $u(r, t) = r R(r, t)$ with $R(r, t)$ being the radial part of the wave-function.

²If $|\Psi_o\rangle$ is the wave-function of an octet state, then $\frac{\langle \Psi_o | \Gamma^0 | \Psi_o \rangle}{\langle \Psi_o | \Gamma | \Psi_o \rangle} = \frac{2}{N_c^2 - 2}$.

The Hamiltonian operator $H_{l,c}$ contains the angular momentum term and a potential that depends on whether the pair is in a color-singlet or a color-octet configuration. For the normalization of the various states, we take

$$\int_0^L dr u^*(r, t) u(r, t) = 1, \quad (2.21)$$

with L being the upper bound on the radius in the simulation.

To enforce the boundary condition on $u(r, t)$ at the origin, we use real-valued Fourier sine series in a domain $r \in (0, L]$ to describe both the real and imaginary parts of the wave-function. To perform the update specified in eq. (2.20) we split the Hamiltonian into kinetic and potential contributions $H_{l,c} = T + V_{l,c}$ and use the Baker–Campbell–Hausdorff theorem to approximate, using a split-step decomposition, the time evolution operator as

$$\exp(-iH_{l,c}\Delta t) = \exp(-iV_{l,c}\Delta t/2) \exp(-iT\Delta t) \exp(-iV_{l,c}\Delta t/2) + \mathcal{O}((\Delta t)^2). \quad (2.22)$$

The resulting time evolution steps are

1. Update in configuration space using a half-step: $\psi_1 = \exp(-iV\Delta t/2)\psi_0$.
2. Perform Fourier sine transformations (\mathbb{F}_s) on real and imaginary parts separately: $\tilde{\psi}_1 = \mathbb{F}_s[\text{Re } \psi_1] + i\mathbb{F}_s[\text{Im } \psi_1]$.
3. Update in momentum space using: $\tilde{\psi}_2 = \exp(-iT\Delta t)\tilde{\psi}_1$.
4. Perform inverse Fourier sine transformations (\mathbb{F}_s^{-1}) on real and imaginary parts separately: $\psi_2 = \mathbb{F}_s^{-1}[\text{Re } \tilde{\psi}_2] + i\mathbb{F}_s^{-1}[\text{Im } \tilde{\psi}_2]$.
5. Update in configuration space using a half-step: $\psi_3 = \exp(-iV\Delta t/2)\psi_2$.
6. Repeat until the next jump is triggered.

The discrete sine transforms (DST) above can be implemented using standard routines for Fast Fourier Transforms (FFTs). By repeating this procedure, we can evolve the wave-function forward in time in a manner that is manifestly unitary for real-valued potentials. For the final results reported herein, we take the momentum-space operator to be $T = p^2/m$ where m is the mass of the heavy quark; however, for testing we also consider a kinetic energy operator that uses centered discrete differences to compute the second derivative. In this second case, the momentum-space representation of the kinetic energy operator is of the form $T_{\text{discrete}} = 2[1 - \cos(p\Delta r)]/(m\Delta r^2)$.

We note that besides the improved performance observed, one major benefit of the DST algorithm is that, when dealing with the derivative operator, T , the derivatives are effectively computed using all points in the lattice, not just a fixed number of them. As a result, the evolution obtained using the DST algorithm is more accurate than the one one would obtain using, for example, a Crank–Nicolson (CN) scheme with a three-point second-derivative [13]. Using the same sized derivative stencil as the default DST algorithm, the CN scheme scales as $\mathcal{O}(N^2)$ where N is the number of lattice points in the wave-function,

whereas the split-step DST evolution scales as $\mathcal{O}(N \log N)$ [13]. In order to maximize the calculation speed, we use the CUDA Fast Fourier Transform (CUFFT) library which leverages massively parallel graphics processing unit (GPU) to compute the necessary FFTs more efficiently [56]. As an additional optimization, we have implemented batched FFTs in order to simulate hundreds of quantum trajectories simultaneously, which maximizes GPU utilization. When run in computing environments containing multiple high-end GPUs, e.g. NVIDIA Tesla P100, the resulting quantum trajectory code allows us to efficiently simulate millions of quantum trajectories in parallel. The resulting code is called QTraj.

3 Initial production

In this section, we discuss the initial conditions that we use in order to solve the Lindblad equation. The authors of [32, 33] assumed that the initial density matrix is diagonal in color and consistent of only S -wave states. We are going to assume the same here, except when studying the evolution with initial P -wave states. In [32, 33], it was additionally assumed that the initial wave-function was a delta function in coordinate space. The physical reason is the following. The production of a heavy quark-antiquark pair is a process that involves energies of the order of m or higher. In coordinate space this means that the process is localized in a region with a radius of the order of $1/m$ or smaller. This is tiny compared to the size of the typical wave-function of a bound state, which is related with the Bohr radius $a_0 \sim 1/(mv)$. This is the same reason why in NRQCD studies of production and decay the leading order result for S -waves are only sensitive to the wave-function of the bound state at the origin.

However, using a delta function for the initial state in the MCWF method is problematic. The reason is that a wave-function proportional to a delta function cannot be properly normalized. A solution consists in regularizing the delta function on a finite lattice [57]. However, this solution is still problematic when using the MCWM. The reason is that the delta function regularized on a finite lattice contains momenta much higher than the ones that are relevant for the bound state physics. The wave-function of high energy modes grows faster than that of low energy ones and, since the decay width increases with distance, higher energy modes undergo more quantum jumps. Starting with a delta function regularized on a finite lattice generates many trajectories of high momentum that jump several times and have no impact on quarkonium physics. This leads to the fact that the number of trajectories that need to be simulated to obtain precise results becomes extremely large. The situation gets worse as the lattice spacing is reduced since even higher momentum modes enter in the delta function.

To overcome the above issues, we use an initial wave-function in which very high momentum modes are cut off, but whose size is still much smaller than the Bohr radius a_0 . This can be achieved using a Gaussian with a small width instead of a delta function. To fix the notation, we consider the Gaussian wave-function

$$\Psi_{Ga}(r) = N e^{-r^2/(ca_0)^2}, \quad (3.1)$$

where N can be computed by demanding that the state is normalized. In figure 1 we compare the results of [32, 33] for R_{AA} with the ones that are obtained using the same code and parameters but with a Gaussian instead of a delta function regularized on a finite lattice as initial condition.³ Note that the agreement increases as c is reduced, but it also makes it harder to implement in the MCWF method. We find that $c = 0.2$ is a good compromise, and this is the value that we will use in the following.

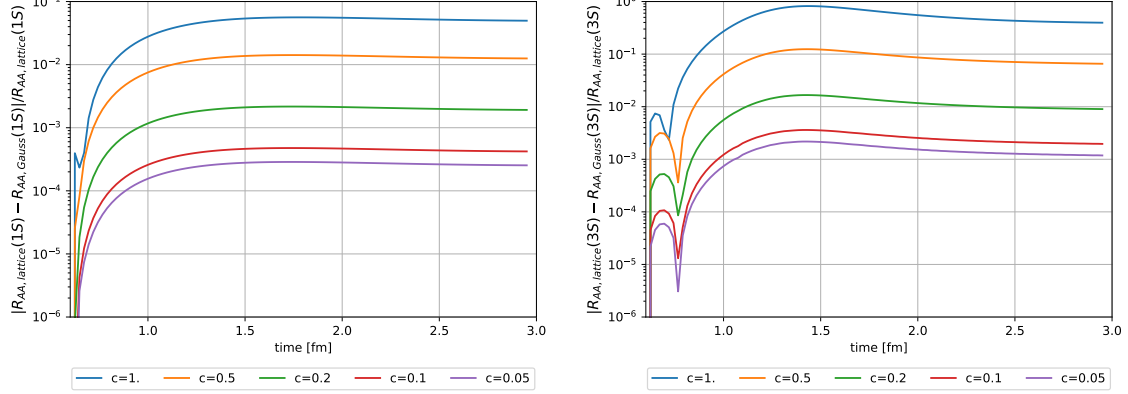


Figure 1: Relative difference in R_{AA} , computed as in [32, 33], when using a Gaussian regulated delta function and a finite lattice regulated delta function defined according to [57].

In this work, we also study the survival probability of P -wave states that are produced at collision time. The same arguments that we used in the S -wave case apply also here. Production takes place in a very small region compared to the size of the bound state, but this time the angular distribution is that of a P -wave state. Then, at a resolution comparable with the size of the quarkonium, the wave-function after production behaves as a derivative of a delta function. This has the same problems as the delta function in the S -wave case and the solution is analogous: use instead of the derivative of a delta function the derivative of a Gaussian, which happens to be proportional to the Gaussian multiplied by r .

4 Comparisons between QuTiP and QTraj

Previous studies [32, 33] made use of the open-source QuTiP 2 Python package [58, 59] to solve the Lindblad equation with the Hamiltonian H of eq. (2.8) and the collapse operators C_i^n of eqs. (2.11) and (2.12) truncated at $l = 1$ in the spherical harmonic expansion discussed in section 2.2. The newly developed QTraj code that we present in this work possesses several distinct advantages over the previously utilized QuTiP code.⁴ Foremost among these is, for a system simulated with N discrete points, the reduction in computational complexity from $\mathcal{O}(N^2)$ to $\mathcal{O}(N)$, due to calculating with the wave-function rather than with the

³For purposes of comparison with [32, 33], here we ignored late-time feed-down effects.

⁴We note that a Monte Carlo solver is also implemented in the `qutip.mcsolve` function of QuTiP; it still requires, however, the implementation of a cutoff in l in contrast to the QTraj code.

density matrix. It should be also added that in QTraj many single calculations of $\mathcal{O}(N)$ must be performed and averaged to arrive at a final result with sufficiently small statistical error; the overall computational complexity may, therefore, exceed $\mathcal{O}(N)$. However, as each trajectory is independent, this can be counterbalanced by running trajectories in parallel. Other advantages of the QTraj code include working to infinite order in the orbital quantum number l and the use of an all-points derivative rather than forward-backward finite differences. Compared to the QuTiP based code developed for refs. [32, 33] QTraj also includes the capability to couple to realistic 3+1D hydrodynamical backgrounds.

We can use the QuTiP code as a benchmark for the QTraj code. In order to do so, first we set up the QTraj code as the QuTiP code by implementing a cutoff in l , a forward-backward finite difference derivative, T_{discrete} , and Bjorken evolution. Finally, we compare results obtained in this way with the QTraj code with the results obtained with the QuTiP code.

We perform two series of tests to establish the agreement of the results obtained from the new QTraj code with the results obtained from QuTiP. Our procedure is to simulate the evolution of the state from $t = 0$ fm to $t = 0.6$ fm in the vacuum and from $t = 0.6$ fm to $t = 2.95$ fm in a medium of initial temperature $T_0 = 425$ MeV undergoing Bjorken evolution. On the QuTiP side, we solve the Lindblad equation and use the time evolved density matrix to calculate the expectation values of the $1S$, $2S$, $3S$, $2P$, and $3P$ Coulombic states and of the radius r . On the QTraj side, we run 196608 trajectories and calculate the corresponding expectation values; finally we compare with the QuTiP results. We perform these tests on a lattice of spatial extent $L = 51.2 a_0$ and lattice spacing $a_s = 0.1 a_0$. We take $\kappa/T^3 = 2.6$ and $\gamma = 0$. In QuTiP, we work with angular momentum cutoffs $l_{\text{max}} = 1$ and $l_{\text{max}} = 2$; in QTraj, we implement an angular momentum cutoff l_{max} and run simulations with $l_{\text{max}} = 1, 2$, and ∞ . There is a subtlety to consider when working with a cutoff in angular momentum in the quantum trajectories algorithm. The implementation of a cutoff in l in QTraj leaves the evolution of states of orbital angular momentum $l < l_{\text{max}}$ unaffected, i.e., they proceed according to the prescriptions of section 2.2. However, a state of angular momentum $l = l_{\text{max}}$ must be evolved with a reduced width

$$\Gamma_n = \frac{l_{\text{max}}}{2l_{\text{max}} + 1} C_n^\dagger C_n, \quad (4.1)$$

cf. eq. (2.2). The reason for this is that a state of angular momentum l_{max} can only jump down to a state of angular momentum $l_{\text{max}} - 1$. Hence, the total width of the state is reduced by an amount equal to the probability of jumping down by one unit in angular momentum with respect to the width of the state without cut off on the maximal orbital angular momentum. This probability is given by $P_d^{l_{\text{max}}} = l_{\text{max}}/(2l_{\text{max}} + 1)$, see appendix A. It is therefore the reduced width, $\Gamma = \sum \Gamma_n$ with Γ_n given by eq. (4.1), that enters the effective Hamiltonian describing the evolution of the state with $l = l_{\text{max}}$. Once a jump is triggered, this is deterministically a jump down. The color evolution remains unchanged. Under the above conditions, we test the two programs using identical initial conditions.

In the first test, we run both programs with a Coulombic $1S$ wave-function as initial condition and plot the results in figure 2. We observe excellent agreement for all measured

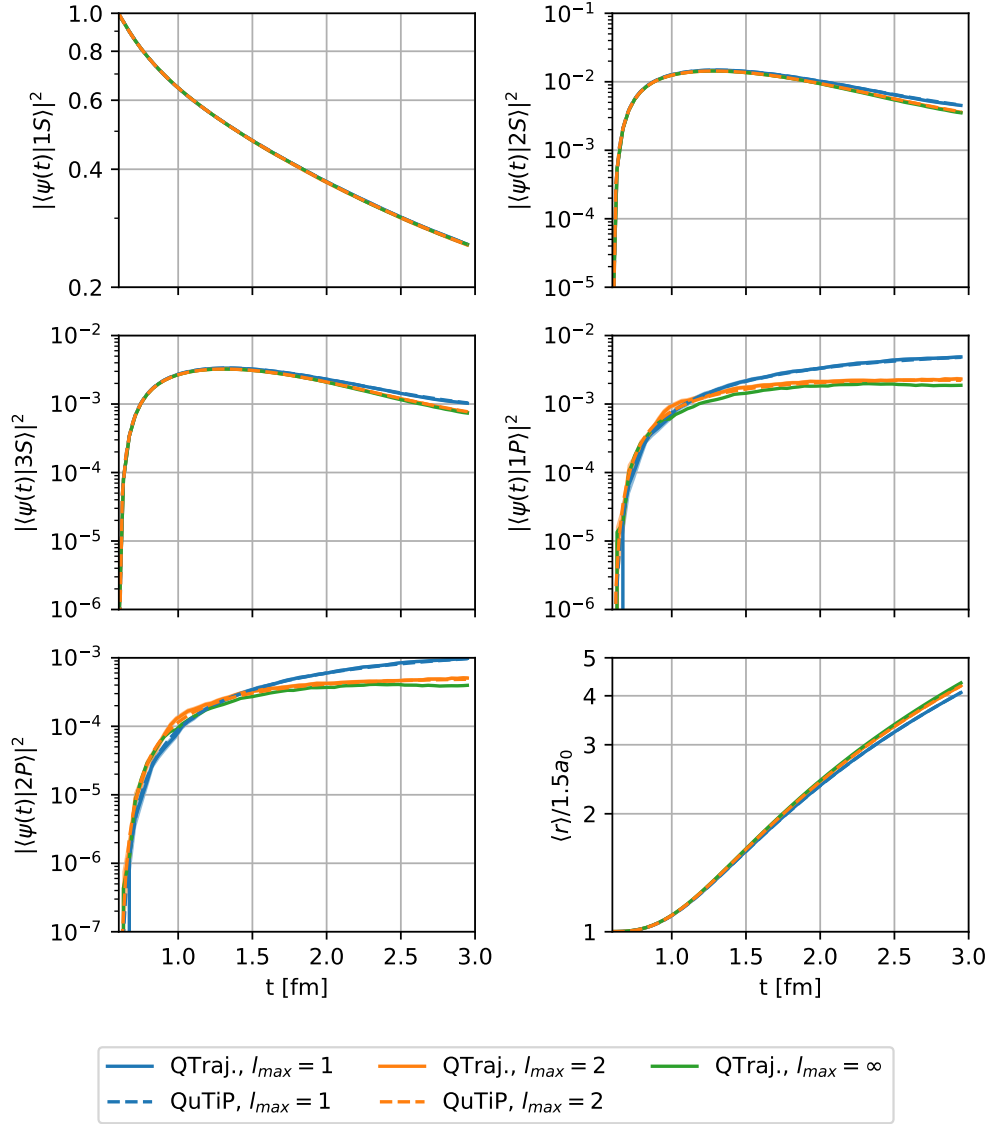


Figure 2: A comparison of the overlap of an initial $1S$ state with the lowest lying Coulomb states and the expectation value of the radius computed using QuTiP (dashed lines) and 196608 QTraj trajectories (continuous lines) for $l_{\max} = 1$ (blue lines), 2 (orange lines) and ∞ (green line, QTraj only). The parameters are taken $\kappa/T^3 = 2.6$ and $\gamma = 0$.

quantities at identical angular momentum cutoffs l_{\max} .

In the second test, we run both programs with a Gaussian of width $c = 0.2$ as initial condition, see section 3. We plot the results in figure 3. In this case, we do observe some disagreements at late times that cannot be fully accounted for by the statistical errors of QTraj. The position space wave-function of a narrowly peaked Gaussian quickly expands, and for our simulation parameters reaches the outer edge of the box before the end of the simulation. The reflection behavior exhibited at the spatial boundary of the lattice, which

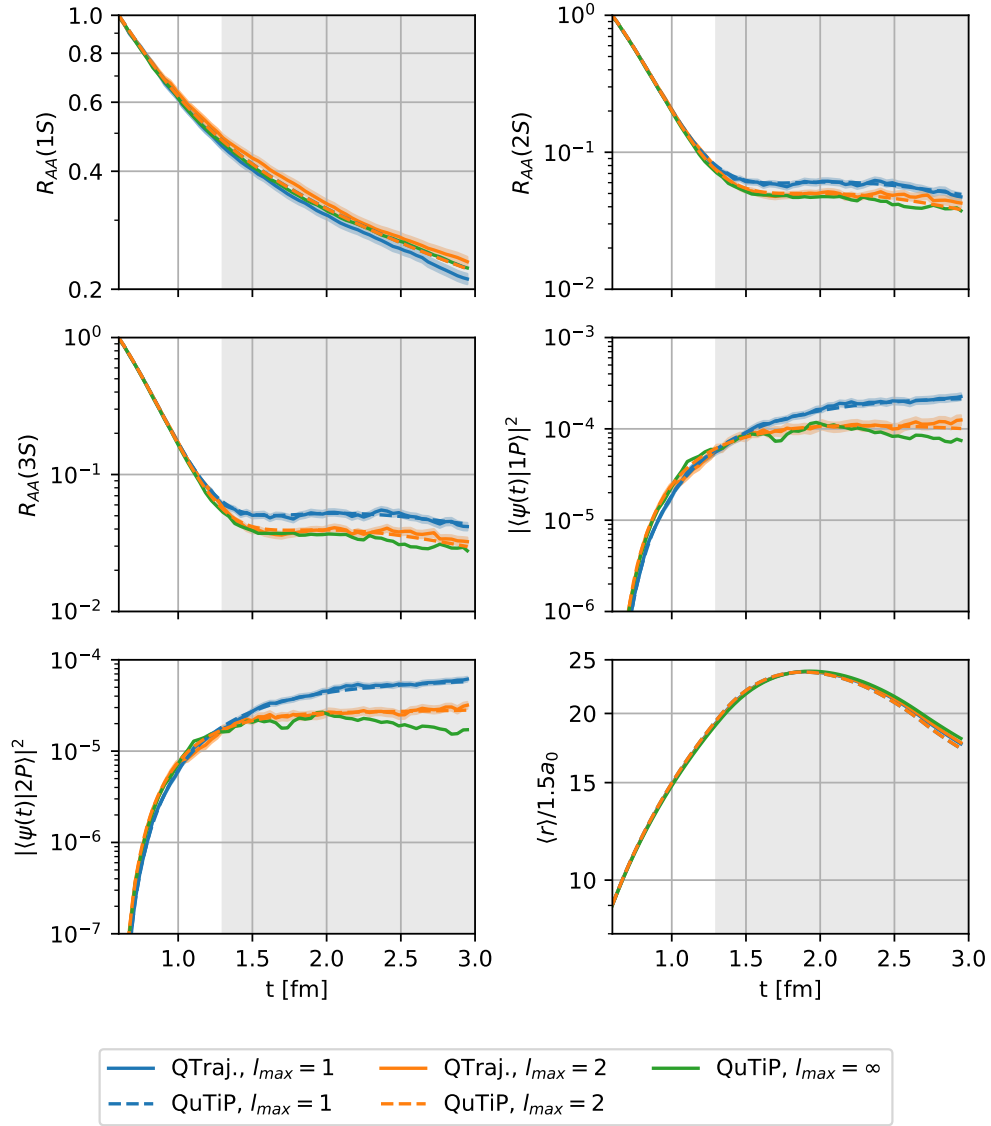


Figure 3: A comparison of the overlap of an initial Gaussian state of width $c = 0.2$ with the lowest lying Coulomb states and the expectation value of the radius computed using QuTiP and the QTraj algorithm. Curves and simulation conditions are as in figure 2. The gray band denotes the area where the wave-function hits the edge of the lattice, i.e., finite size effects become relevant, which occurs at $t = 1.3$ fm (see text for discussion).

may be deduced also from the shrinking of the average radius after an initial expansion in the last plot of figure 3, differs between QuTiP and QTraj. We attribute the late time (small) discrepancies in the expectation values between the two programs to this phenomenon. Since we find that a Gaussian wave-function evolved in QuTiP hits the edge of the box at approximately $t = 1.3$ fm, we take $t > 1.3$ fm as the region where finite size effects become significant. When running the QTraj code to simulate our final results for the quarkonium

nuclear modification factors in section 6, we will avoid finite size effects by increasing the spatial extent of the lattice. We note that while increasing the extension of the lattice is rather cheap for QTraj, it is computationally unfeasible for QuTiP.

In summary, we find that the results of the QuTiP and QTraj programs are in excellent agreement when run in their regions of validity with identical parameters. They agree on both the extracted overlaps and the expectation value of r including their dependence on l_{max} . This gives us confidence to proceed with the use of QTraj for our calculations.

5 Hydrodynamic background evolution

In order to compute the in-medium survival probability of a given quantum trajectory one must specify the temperature evolution of the QGP. For this study we make use of a 3+1D dissipative hydrodynamics code that is based on the quasiparticle anisotropic hydrodynamics (aHydroQP) framework for dissipative relativistic hydrodynamics [60–62]. The aHydroQP framework has been shown to well-reproduce a variety of experimental soft-hadronic observables such as the total charged hadron multiplicity, identified hadron spectra, integrated and identified hadron elliptic flow, and HBT radii at both RHIC and LHC nucleus-nucleus collision energies [63–68]. The aHydroQP framework is an extension of the originally formulated conformal anisotropic hydrodynamics [69–71] to include the effects of non-conformal transport coefficients such as the bulk viscosity. The resulting code uses a realistic equation of state determined from lattice QCD measurements [72] and self-consistently computed second- and higher-order transport coefficients. Due to the resummation to all orders in the inverse Reynolds number, the anisotropic hydrodynamics framework can be applied at early times after an AA collision, which is a period of time when strong non-equilibrium effects are present [73–84]. This allows us to more accurately describe the dynamics of the QGP during the entire evolution of the produced bottomonium states since they are created at early times in the QGP’s lifetime.

For this paper we use the aHydroQP tuning recently reported in ref. [68]. We assume a smooth optical Glauber initial condition that provides the initial spatial energy density profile of the QGP as a function of the impact parameter. The study of ref. [68] concluded that the best fit to soft hadron observables is achieved using an initial central temperature of $T_0 = 630$ MeV and a constant specific shear viscosity of $4\pi\eta/s = 2$.⁵ To determine the temperature experienced by bottomonium states produced in the QGP, we assume that the initial transverse spatial distribution for bottomonium production is proportional to the binary overlap profile of the two colliding nuclei, $N_{AA}^{\text{bin}}(x, y)$, and then use Monte-Carlo sampling to generate the initial production points. We take the initial transverse momentum (p_T)-distribution to be proportional to $p_T/(p_T^2 + \langle M \rangle^2)^2$ for all states, where $\langle M \rangle$ is the average mass of all states being considered. We then Monte-Carlo sample the p_T for each particle generated. We take into account the approximate boost-invariance of the QGP and assume all bottomonia to have zero momentum rapidity, $y = 0$. Finally, we sample the initial azimuthal angle ϕ from a uniform distribution between 0 and 2π .

⁵The initial longitudinal proper time corresponding to this initial central temperature is 0.25 fm [68].

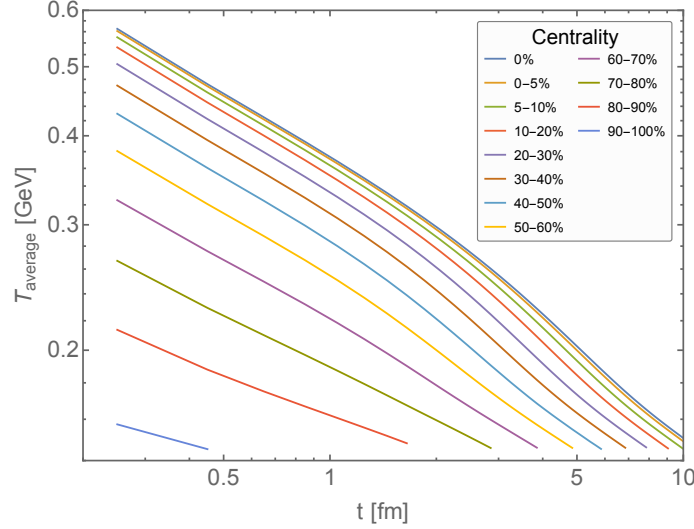


Figure 4: Path-averaged temperature evolution used for our calculations. Lines from top to bottom correspond to the centrality classes listed in table 1.

Centrality	$\langle b \rangle$ [fm]	$\langle N_{\text{part}} \rangle$	T_0^{central} [GeV]	T_0^{average} [GeV]
0%	0	406.1	0.630	0.565
0-5%	2.32	374.0	0.625	0.561
5-10%	4.25	315.9	0.614	0.550
10-20%	6.01	243.5	0.597	0.533
20-30%	7.78	168.5	0.571	0.504
30-40%	9.21	112.4	0.538	0.470
40-50%	10.45	70.8	0.497	0.430
50-60%	11.55	41.1	0.446	0.381
60-70%	12.56	21.3	0.386	0.325
70-80%	13.49	9.7	0.322	0.267
80-90%	14.38	3.8	0.258	0.214
90-100%	15.66	0.97	0.180	0.157

Table 1: The average impact parameter, number of participants, initial central temperature, and path-averaged temperatures in centrality classes appropriate for a $\sqrt{s_{NN}} = 5.02$ TeV PbPb collision.

We then averaged the temperature obtained along each Monte-Carlo generated path using approximately 132000 samples per centrality bin. The resulting path-averaged temperature evolution is plotted in figure 4 for each centrality bin used in this work. Note that at late times ($t \gtrsim 3$ fm) one can see the onset of 3D expansion for centralities $\lesssim 50\%$, which results in more rapid cooling of the QGP.⁶ In table 1, for each centrality class consid-

⁶Since we consider only $y = 0$ bottomonium production, the longitudinal proper time τ is equal to t .

ered, we list the average impact parameter, the average number of participating nucleons, the initial central temperature, and the path-averaged initial temperature. We note that since many bottomonium states are created away from the center of the collision, the path-averaged temperature is always lower than the central temperature. We evolve the quantum wave-packets using the in vacuum potential starting at $t = 0$ fm and turn on the in medium complex potential at $t = 0.6$ fm. Finally, when the averaged temperature drops below $T_f = 250$ MeV, we again use the in vacuum potential for the wave-function evolution. Hence the hydrodynamical evolution of the medium does not play any role between $t = 0$ fm and $t = 0.6$ fm and after bottomonium freeze out.

6 Results and discussion

In this section, we present the QTraj results for the survival probability of various bottomonium states and quantify the effect of quantum jumps on this observable. Using the resulting survival probabilities, we then include the effect of late-time feed down of excited states and compare the QTraj results with available LHC data for R_{AA} and double ratios of various states.

6.1 Parameters

We look at the quarkonium evolution in the QGP in the regime $1/a_0 \gg T, m_D, \Lambda_{\text{QCD}} \gg E$; we further assume that the quarkonium is mostly Coulombic.⁷ This has been discussed in section 2.2. From that discussion it follows that the evolution depends on four parameters. One parameter is the bottom quark mass m_b , which has to be understood as the pole mass. We take the bottom quark mass to be $m_b = 4.881$ GeV. Another parameter is the strength of the Coulomb potential. We may trade this parameter for the Bohr radius a_0 , which we take to be $a_0 = 0.742 \text{ GeV}^{-1} = 0.146 \text{ fm}$ to reproduce the value used in [32, 33]. This value is the solution of the self consistency equation $a_0 = 2/(C_F \alpha_s(1/a_0)m_b)$ when the strong coupling α_s in the $\overline{\text{MS}}$ scheme is taken at one loop accuracy. The strong coupling α_s at the scale of the inverse of the Bohr radius is then $\alpha_s(1/a_0) = 0.414$. Finally, the evolution equations also depend on the two coefficients γ (see eq. (2.10)) and κ (see eq. (2.13)). The coefficients γ and κ have mass dimension three. Hence it is convenient to define

$$\hat{\gamma} = \frac{\gamma}{T^3}, \quad \hat{\kappa} = \frac{\kappa}{T^3}. \quad (6.1)$$

The coefficient γ has been taken equal to zero in [32, 33]. More recently, in [34] γ has been extracted using 2+1 flavor lattice QCD data for the quarkonium mass shift in a thermal bath. Note that γ and κ are flavor independent. It was found that the lattice data for the J/ψ and $\Upsilon(1S)$ thermal mass shifts at the temperatures 251 MeV and 407 MeV ($\Upsilon(1S)$ case only) fall inside the interval $-3.8 < \hat{\gamma} < -0.7$. In this work, we will take

$$\hat{\gamma} = -1.75 \pm 1.75 \quad (6.2)$$

⁷In this work, we investigate the $\Upsilon(1S)$, $\Upsilon(2S)$, $\Upsilon(3S)$, $\chi_b(1P)$ and $\chi_b(2P)$ under these assumptions. In particular, we remark that the $\Upsilon(1S)$ is commonly treated as a Coulombic bound state, whereas the $\Upsilon(2S)$, $\chi_b(1P)$ and more critically the $\Upsilon(3S)$ and $\chi_b(2P)$ have been investigated as Coulombic bound states, for instance, in [85–90].

to encompass also the value used in [34]. On general grounds we expect that $\hat{\gamma}$ depends on the temperature. Indeed, the data in [34] seem to suggest that $\hat{\gamma}$ is closer to zero at higher temperatures. Nevertheless, our present knowledge of $\hat{\gamma}$ is clearly insufficient to parameterize $\hat{\gamma}$ in terms of the temperature. Hence, we will assume $\hat{\gamma}$ constant (in the temperature, and, therefore, also in time) in the present analysis.

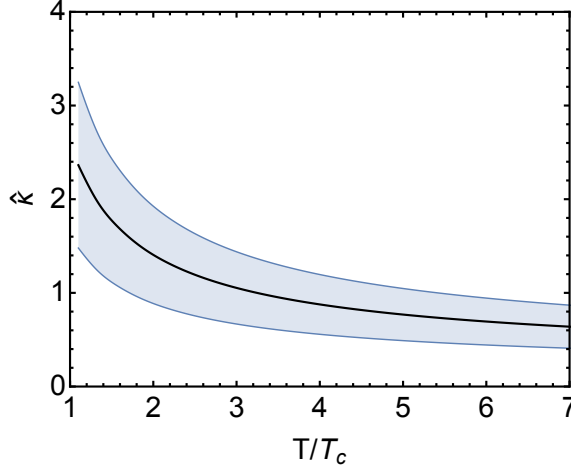


Figure 5: Plot of $\hat{\kappa}$ as a function of the temperature in units of T_c , where $T_c = 155$ MeV. The plot reproduces the fit done in [37] for a set of pure SU(3) lattice data ranging from $T/T_c = 1.1$ to $T/T_c = 10^4$. The fit function reproduces the next-to-leading order expression of $\hat{\kappa}$ up to the constant multiplying the ratio of the Debye mass over T , which is fitted. The shaded band includes the errors coming from varying the renormalization scale by a factor of 2 and the statistical error.

The coefficient κ has been recently computed at temperatures in the range $1.1 \lesssim T/T_c \lesssim 10^4$, where $T_c = 155$ MeV, from pure SU(3) gauge lattice data in [37]. Because of the wide range of temperatures, it has been possible to parameterize the temperature dependence of $\hat{\kappa}$. The change of $\hat{\kappa}$ with the temperature is well parameterized by its next-to-leading order expression when the coefficient of the term proportional to the ratio of the Debye mass over T is fitted. The parameterization of $\hat{\kappa}$ as a function of the temperature with the corresponding error band is shown in figure 5. In this work, we will take $\hat{\kappa}$ and its uncertainties according to figure 5. We will call $\hat{\kappa}_C(T)$ the central line, $\hat{\kappa}_U(T)$ the upper boundary and $\hat{\kappa}_L(T)$ the lower one. Recall that, once coupled with the hydrodynamical evolution of the QGP, the temperature dependence of $\hat{\kappa}$ translates into a time dependence.

We emphasize that in the regime $1/a_0 \gg T, m_D, \Lambda_{\text{QCD}} \gg E$ all parameters describing the quarkonium evolution in the QGP are determined independently of the quarkonium nuclear modification factors that we eventually compute. Indeed, m_b and α_s are parameters of the QCD Lagrangian, and the coefficients γ and κ are determined from first principle (lattice) computations in QCD.

6.2 Numerical setup

For all results reported in this section we use a lattice size of $N = 4096$ points with $L = 80 \text{ GeV}^{-1} \approx 108 a_0$. The temporal step size for evolving the wave-function between jumps is $\Delta t = 0.001 \text{ GeV}^{-1} \approx 2 \times 10^{-4} \text{ fm}$. We initialize the wave-function at $t = 0$ and evolve it with the vacuum potential until $t = 0.6 \text{ fm}$. From this point forward in time, in between quantum jumps, we evolve the wave-function with the potential appropriate for the considered $Q\bar{Q}$ state labeled by its integer orbital angular momentum $l \geq 0$ and color state (singlet or octet). We terminate the evolution when the path-averaged temperature, T^{average} , in a given centrality bin drops below $T = T_f = 250 \text{ MeV}$. We then compute the final quantum mechanical overlaps of the vacuum eigenstates with the QTraj evolved wave-function to obtain the survival probability of the state.

For all results presented in this section we initialize the wave-function using a smeared Gaussian delta function (3.1) of the form

$$u(r, t = 0) = N r^{l+1} \exp(-r^2/(ca_0)^2), \quad (6.3)$$

with $c = 0.2$ and N being fixed by the normalization condition (2.21).

6.3 Bottomonium survival probabilities

We present, first, results for the survival probability of various bottomonium states. The survival probability tells us the probability to find a given quantum state after the wave-function is evolved in the QGP. This measure does not yet take into account late-time feed down of excited states, but does allow us to assess the impact of $\hat{\kappa}$ and $\hat{\gamma}$. In addition, we can use the pre feed down results to more cleanly quantify the effect of quantum jumps on the resulting survival probabilities.

Singlet delta S -wave initial conditions

In figure 6, we present our results for the pre feed down survival probability of color singlet S -wave states as a function of the number of participants in the nuclear collision, N_{part} . In the left panel, the shaded bands result from varying $\hat{\kappa} \in \{\hat{\kappa}_L(T), \hat{\kappa}_C(T), \hat{\kappa}_U(T)\}$ while assuming $\hat{\gamma} = -1.75$, whereas, in the right panel, the shaded bands correspond to varying $\hat{\gamma} \in \{-3.5, -1.75, 0\}$ while assuming $\hat{\kappa} = \hat{\kappa}_C(T)$. Note that, in the left panel, for all three states shown, the upper/lower bounds for $\hat{\kappa}$ map to the lower/upper bounds in the survival probability. However, in the right panel, for the $\Upsilon(1S)$, the lower bound for $\hat{\gamma}$ maps to the lower bound in the survival probability, while for the $\Upsilon(2S)$, the lower bound for $\hat{\gamma}$ maps to the upper bound in the survival probability. The error bars indicated on the central lines are the statistical errors of the averages over the quantum trajectories. For this figure we have used approximately 98304 quantum trajectories for each point in N_{part} . As the figure demonstrates, our resulting statistical errors are smaller than the systematic uncertainties coming from the choice of $\hat{\kappa}$ and $\hat{\gamma}$. We also find that the QTraj predictions for the survival probability are sensitive to the choice of $\hat{\kappa}$ and $\hat{\gamma}$, with the variation of $\hat{\gamma}$ resulting in the larger variation of the survival probability for the $\Upsilon(1S)$. The eventual comparison of the quarkonium nuclear modification factors with the experimental data will, therefore, be in

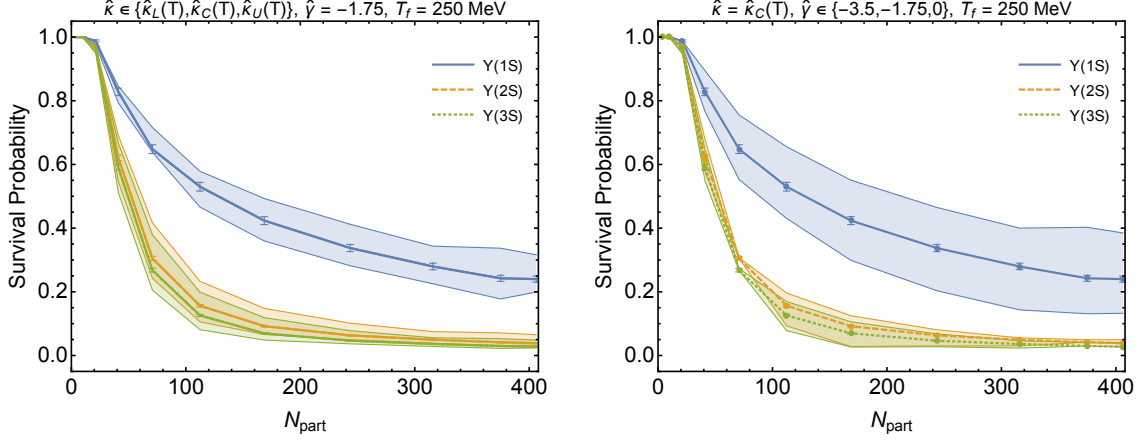


Figure 6: Survival probability of S -wave bottomonium states versus N_{part} using Gaussian initial conditions to regularize the delta function. In the left panel, the shaded bands show the change in the prediction for survival probability of S -wave states when varying $\hat{\kappa} \in \{\hat{\kappa}_L(T), \hat{\kappa}_C(T), \hat{\kappa}_U(T)\}$, while assuming $\hat{\gamma} = -1.75$. In the right panel, the shaded bands are obtained by varying $\hat{\gamma} \in \{-3.5, -1.75, 0\}$ while assuming $\hat{\kappa} = \hat{\kappa}_C(T)$. The error bars on the central lines indicate the statistical uncertainty associated with the average over the quantum trajectories.

the position to validate or invalidate our independent choice of values for the coefficients $\hat{\kappa}$ and $\hat{\gamma}$ given respectively in figure 5 and eq. (6.2).

In order to quantify the effect of quantum jumps on the S -wave survival probabilities, in figure 7 we present five panels where we compare the result of evolving the system with no quantum jumps to the full QTraj result. In the case that no jumps are allowed, this reduces to evolving the wave-function solely with the complex Hamiltonian H_{eff} . For the full QTraj results including quantum jumps, we once again use 98304 quantum trajectories for each point in N_{part} . In the top row of figure 7, we present the results obtained when varying $\hat{\kappa}$ in the same range used in the left panel of figure 6. In the bottom row of figure 7, we present the results obtained when varying $\hat{\gamma}$ in the same range used in the right panel of figure 6. From these figures we firstly note that the survival probability of the $\Upsilon(1S)$ is well reproduced by the H_{eff} (no jump) evolution. For the excited states, we see a larger effect from the correct implementation of the quantum jumps. Focusing on the top row of figure 7, we see that the effect of jumps on the excited states increases with increasing $\hat{\kappa}$. We also notice that increasing $\hat{\kappa}$ generally decreases the survival probability of the states. The importance of quantum jumps is largest in the case of $\hat{\gamma} = 0$, which is shown in the bottom left panel of figure 7. In this case, the H_{eff} evolution (dashed lines) predicts strong suppression of the $2S$ and $3S$ states. When this occurs, the corrections from the jumps become comparatively more important and result in a flattening of the survival probability as a function of N_{part} at a magnitude that is similar to the survival probabilities of the $2S$ and $3S$ states seen in other panels of figure 7.

One of the reasons that we see small effects of quantum jumps on the singlet S -wave

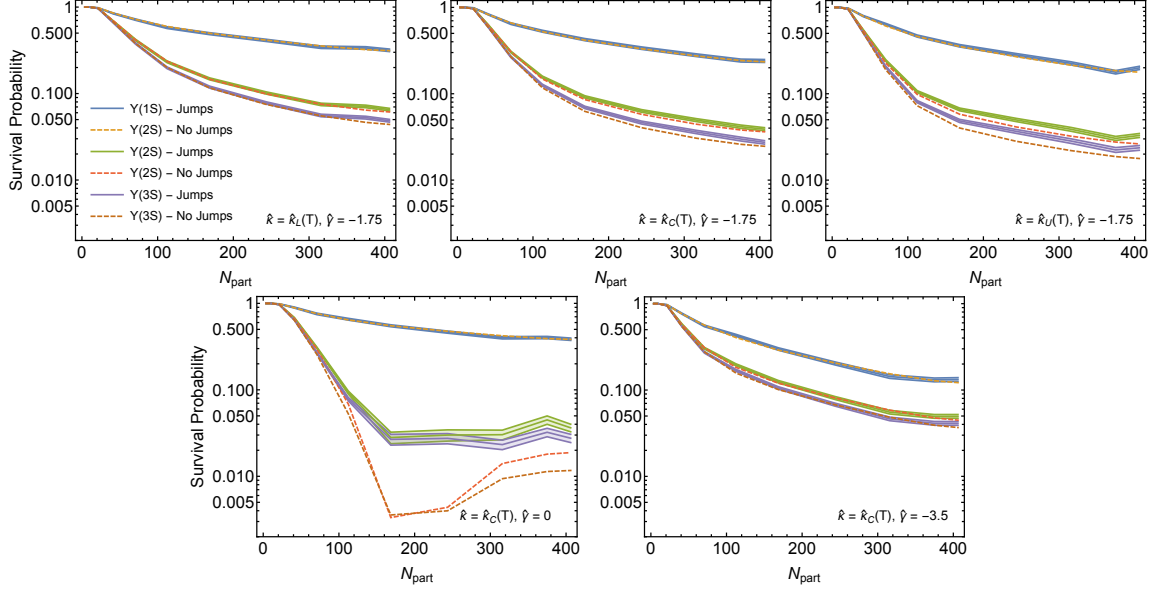


Figure 7: Survival probability of S -wave bottomonium states versus N_{part} in the presence of quantum jumps (continuous lines; these are the same curves as in figure 6, but now with a logarithmic scale for the probabilities) and without quantum jumps (dashed lines).

survival probabilities when using $\hat{\kappa}$ and $\hat{\gamma}$ at their central values is that, once such an initial state makes one quantum jump, it necessarily changes its angular momentum quantum number l and its color state to octet. Later quantum jumps are more likely to cause the state to jump to color octet states with higher angular momentum. For example, starting from a singlet $1S$ state one can only jump to an octet $1P$ state. Once the state is in a color octet configuration, the potential becomes repulsive and the wave-function will spread to larger radii.⁸ After evolving the wave-function, a second jump can occur that causes the state to jump back down to the singlet $1S$ state, however, this is a disfavored transition since the probability of an octet to singlet transition is $2/(N_c^2 - 2) = 2/7$ (see footnote 2) and the probability of an $l = 1$ to $l = 0$ transition is $P_d^1 = 1/3$ (see eq. (A.8)), resulting in a combined probability of $2/21 \approx 10\%$ for transitioning from a P -wave color octet to an S -wave color singlet. Moreover, the compact $1S$ color singlet state overlaps only marginally with the wide color octet state and the impact of the jump on the evolution equation is small. The other 90% of the time the state will transition to an $l = 2$ singlet or octet state or to an $l = 0$ octet state. Since for any finite l transitioning to higher l is favored (see eq. (A.8)), the result is, on average, a directed random walk towards higher l . As the state transitions to higher and higher angular momentum states, the probability to jump up or down in l approaches $P_d^\infty = P_d^\infty = 0.5$ and the state eventually does a balanced random walk in l . The net result of all this is that the survival probability for the singlet $1S$ state is strongly dominated by the case of no quantum jumps and that the corrections, while

⁸This does not happen in models that take into account only color singlet configurations, since the color singlet potential is always attractive.

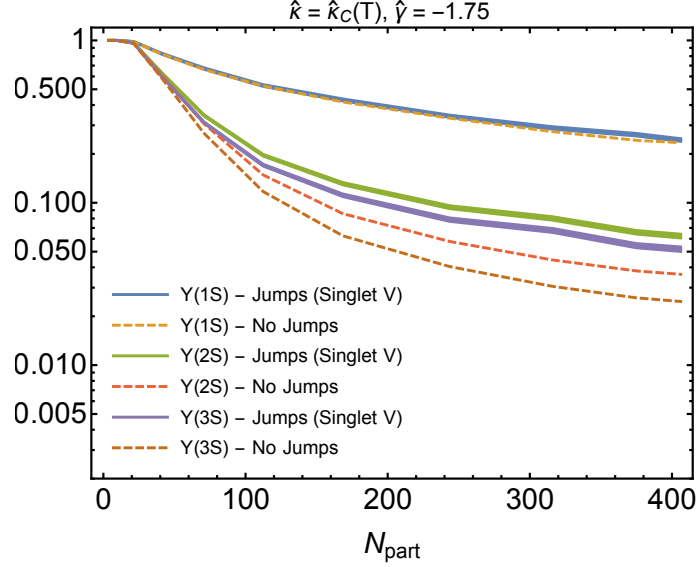


Figure 8: Singlet S -wave survival probabilities versus N_{part} obtained when replacing in the code the repulsive color octet potential with an attractive color singlet potential. Dashed lines show the results obtained with no quantum jumps, i.e. when the evolution is entirely described by H_{eff} . The full QTraj results are represented by continuous lines (the bands account for the statistical errors). For these results we used 98304 quantum trajectories per point in N_{part} .

important to quantify, are small. For the $2S$ and $3S$ states, one sees larger effects from the quantum jumps because they have larger average radii than the $1S$ state and hence will have a larger overlap with color octet states after a series of jumps. Nevertheless, also in this case transitioning to higher l is favored for the same argument exposed above.

In order to assess what role the repulsive nature of the octet potential plays in the importance of quantum jumps, in figure 8 we present QTraj results obtained when promoting in the code all color octet states to color singlet ones. For ease of comparison, we have made the vertical scale in figure 8 the same logarithmic scale that has been used in figure 7. Comparing the central panel in the top row of figure 7 with figure 8, we see that the effect of quantum jumps is enhanced in particular on the excited states, when using a framework that includes only the attractive color singlet potential. This enhancement is due to the fact that the singlet-potential is attractive, which causes states to have smaller average radii than when they interact through a repulsive color octet potential. A smaller radius leads to a larger overlap with S -wave states and eventually to a larger probability to jump back to a state with lower angular momentum.

Singlet delta P -wave initial conditions

In figure 9, we show the QTraj results obtained with color singlet P -wave ($l = 1$) initial conditions. As in figure 6, the left and right panels correspond to varying $\hat{\kappa}$ and $\hat{\gamma}$ while holding the other coefficient fixed. We have averaged over approximately 393216 quantum

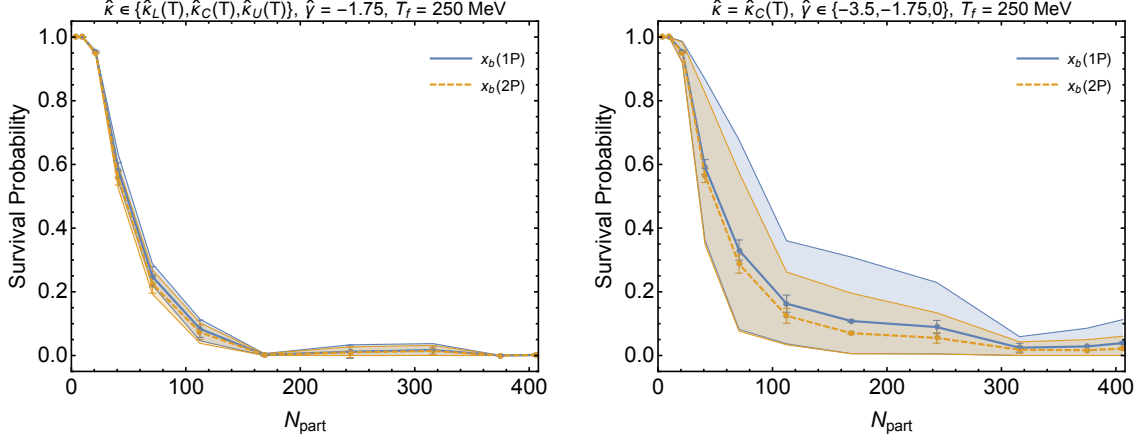


Figure 9: Survival probability of P -wave bottomonium states versus N_{part} using Gaussian initial conditions to regularize the derivative of the delta function. The bands and error bars shown in the left and right panels correspond to the variations detailed in the caption of figure 6.

trajectories at each point in N_{part} , and the statistical errors are indicated by error bars on the central line for each state. As can be seen from these figures, there is a stronger variation with $\hat{\gamma}$ than with $\hat{\kappa}$. In the right panel, the upper bound for the P -wave survival probabilities has been obtained when using $\hat{\gamma} = 0$, with the other two values considered resulting in much stronger P -wave suppression.

Off-diagonal overlaps and octet initial conditions

In the previous two subsections, we presented the singlet S -wave overlaps resulting from S -wave delta initial conditions and the singlet P -wave overlaps resulting from P -wave delta initial conditions. Due to the fact that the full QTraj evolution can mix different angular momentum and color states, one can also consider, for example, (i) the singlet S -wave overlaps resulting from P -wave delta initial conditions, (ii) the singlet P -wave overlaps resulting from S -wave delta initial conditions, and (iii) the singlet S -wave overlaps resulting from octet P -wave initial conditions. In all three cases, we find that these contributions to the final overlaps are small and can be ignored in phenomenological applications. We provide details concerning our findings in appendix B.

6.4 Final results including late-time feed down of excited states

Once each quantum state is evolved using QTraj, the survival probabilities are converted into particle numbers by multiplying by (a) the expected number of binary collisions in the centrality bin sampled and (b) the direct production cross section for each bottomonium state. After the number of states that survived transversal of the QGP is computed, one needs to take into account the late time feed down of excited bottomonium states. Here, we follow refs. [15, 16] and introduce a feed down matrix F which collects the known information about excited bottomonium state decays available from the Particle Data Group [91].

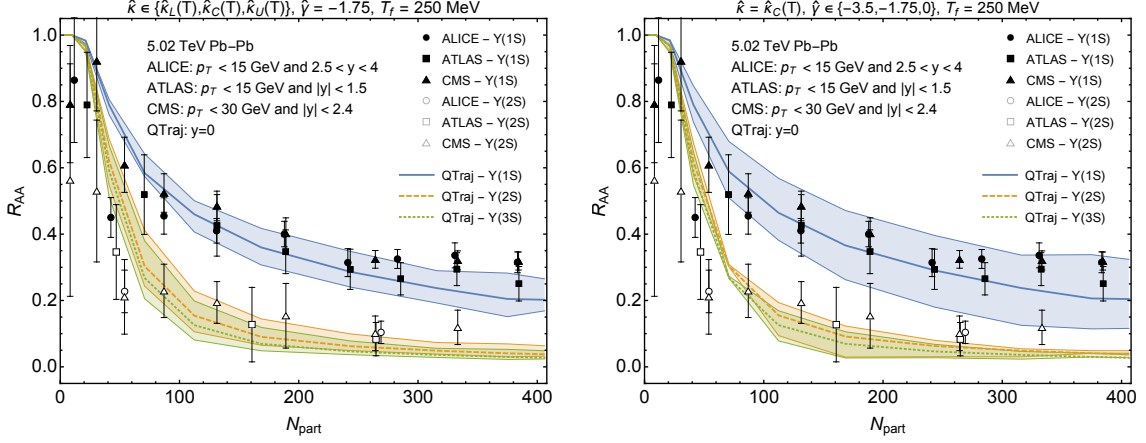


Figure 10: R_{AA} of singlet S -wave states versus N_{part} taking into account excited state feed down. The bands shown in the left and right panels correspond to the variations detailed in the caption of figure 6. The data points are from the ALICE [96], ATLAS [97], and CMS [94] collaborations. The experimental error bars were obtained by adding statistical and systematic uncertainties in quadrature.

In the case of pp collisions, one can convert the direct production cross sections into the post feed down cross sections by multiplying a vector containing them by the feed down matrix $\vec{\sigma}_{\text{exp}} = F\vec{\sigma}_{\text{direct}}$ with

$$F = \begin{pmatrix} 1 & 0.265 & 0.184 & 0.0657 & 0.0650 \\ 0 & 0.735 & 0 & 0.1060 & 0.0946 \\ 0 & 0 & 0.816 & 0 & 0.0047 \\ 0 & 0 & 0 & 0.8283 & 0 \\ 0 & 0 & 0 & 0 & 0.8357 \end{pmatrix}, \quad (6.4)$$

where the vectors $\vec{\sigma}$ collect the experimentally-observed and direct cross sections for the $\{\Upsilon(1S), \Upsilon(2S), \chi_b(1P), \Upsilon(3S), \chi_b(2P)\}$. Also note that, knowing the experimental values for the production cross-sections $\vec{\sigma}_{\text{exp}}$, one can compute the direct cross sections via $\vec{\sigma}_{\text{direct}} = F^{-1}\vec{\sigma}_{\text{exp}}$. We take the experimental cross-sections to be $\sigma_{\text{exp}} = \{57.6, 19, 13.82, 3.36, 2.07\}$ nb based on refs. [92–95].

To compute the effect of final-state feed down in AA collisions, we first construct a vector \vec{N}_{QGP} containing the numbers of each state produced at the end of each simulation (survival probability $\times \langle N_{\text{bin}}(b) \rangle \times \vec{\sigma}_{\text{direct}}$). We then multiply the result by the same feed down matrix used for pp feed down, i.e. $\vec{N}_{\text{final}} = F\vec{N}_{\text{QGP}}$. The use of the same feed down matrix for both pp and AA collisions is related to the fact that feed down occurs on a time scale that is much longer than the QGP lifetime. After the feed down is complete, we compute the post feed down R_{AA} for each state by dividing the final number of each state produced by the average number of binary collisions in the sampled centrality class times the post feed down pp production cross-section for that state (σ_{exp}^i).

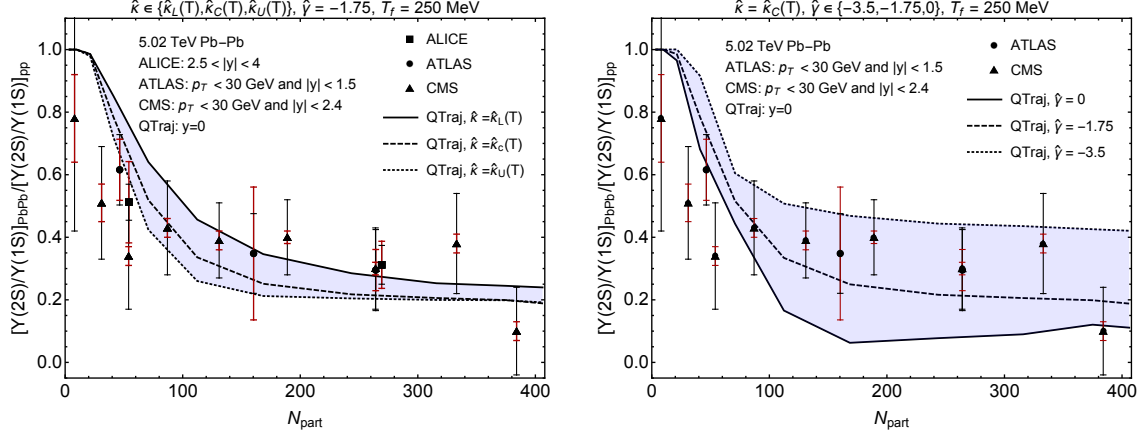


Figure 11: Double ratio $[\Upsilon(2S)/\Upsilon(1S)]_{\text{PbPb}}/[\Upsilon(2S)/\Upsilon(1S)]_{\text{pp}}$ as a function of N_{part} . The bands shown in the left and right panels correspond to the variations detailed in the caption of figure 6. They account for the (anti-)correlations in the survival probabilities when varying $\hat{\kappa}$ and $\hat{\gamma}$. The data points are from the ALICE [96], ATLAS [97], and CMS [98] collaborations. Systematic and statistical experimental uncertainties are indicated by red and black error bars, respectively.

In figure 10, we present our final results for the suppression of the $\Upsilon(1S)$, $\Upsilon(2S)$, and $\Upsilon(3S)$ as a function of N_{part} compared to experimental data available from the ALICE [96], ATLAS [97], and CMS [94] collaborations. The bands shown on the QTraj results represent the variations with respect to $\hat{\kappa}$ (left) and $\hat{\gamma}$ (right) with the systematic uncertainties propagated through feed down. As with the pre feed down survival probability we see a large sensitivity to the choice of $\hat{\gamma}$ and $\hat{\kappa}$. Overall, comparing the central lines with the available data we find quite reasonable agreement between the QTraj predictions and the experimental data.

It is important to note that the minimum temperature at which we consider in-medium damping of states is $T_f = 250 \text{ MeV}$. The reason for this choice is that at temperatures lower than 250 MeV the hierarchy $T, m_D \gg E$ may not hold, and one needs to solve a different set of evolution equations [33]. As a result, QTraj predicts that $R_{AA} = 1$ for $N_{\text{part}} \lesssim 9.5$ (see table 1), when using the path-averaged temperature. Nevertheless, damping processes do occur at low temperatures. This calls for a future extension of the in medium evolution equations and QTraj to the low temperature region, $T_c \lesssim T \lesssim T_f$, in order to describe more accurately data at very small N_{part} .

Next, we turn to the double ratios constructed from $\Upsilon(2S)$ and $\Upsilon(3S)$ to $\Upsilon(1S)$. These are obtained by computing the ratio of $\Upsilon(nS)$ and $\Upsilon(1S)$ yields in PbPb collisions, divided by the same ratio in pp collisions; we will indicate this double ratio with $[\Upsilon(nS)/\Upsilon(1S)]_{\text{PbPb}}/[\Upsilon(nS)/\Upsilon(1S)]_{\text{pp}}$. On the experimental side, these quantities have typically smaller systematic uncertainties, which allow for tighter constraints on theoretical models. In figure 11, we present the QTraj results for the double ratio $[\Upsilon(2S)/\Upsilon(1S)]_{\text{PbPb}}/[\Upsilon(2S)/\Upsilon(1S)]_{\text{pp}}$ as a function of N_{part} . We compare the QTraj results with data available

from the ALICE [96], ATLAS [97], and CMS [98] experiments. For QTraj, we show the theoretical uncertainty as a shaded blue band; for the experimental systematic and statistical uncertainties we use black and red error bars, respectively. As can be seen from the figure, QTraj is within 1σ of the statistical error bars. We see visible deviations at small N_{part} , with these again being due to the fact that we do not allow in-medium breakup at low temperatures as discussed above. By comparing the left and right panels of figure 11, we see that the QTraj results depend more on the assumed value of $\hat{\gamma}$ than on the value of $\hat{\kappa}$. In all cases considered, QTraj predicts that the $2S$ to $1S$ double ratio depends only mildly on N_{part} for $N_{\text{part}} \gtrsim 150$.

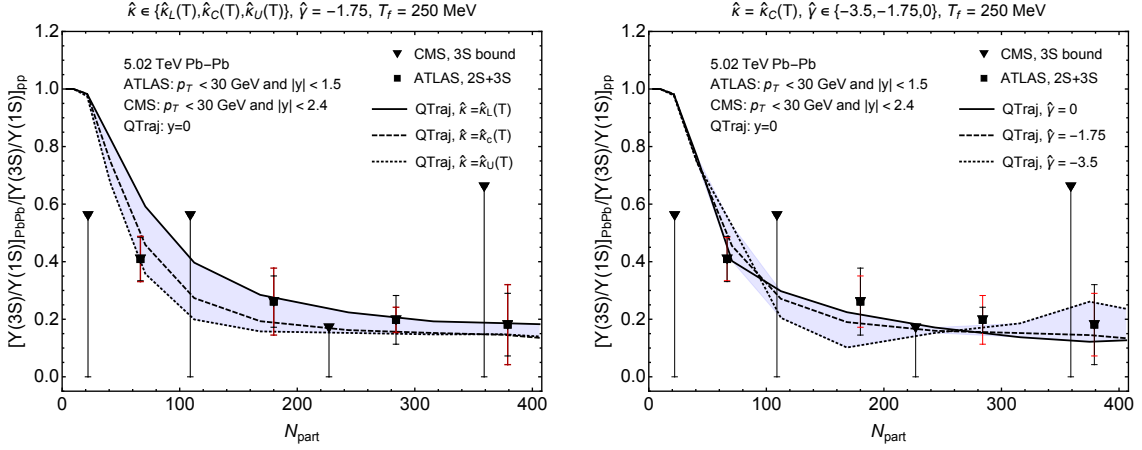


Figure 12: Double ratio $[\Upsilon(3S)/\Upsilon(1S)]_{\text{PbPb}}/[\Upsilon(3S)/\Upsilon(1S)]_{\text{pp}}$ as a function of N_{part} . Data and QTraj results are as detailed in the caption of figure 11.

Finally, in figure 12 we present the QTraj results for the $3S$ to $1S$ double ratio and compare with experimental data from the ATLAS [97] and CMS [98] experiments. In the case of the CMS data, the results were reported as upper bounds on the $3S$ to $1S$ double ratio. In the case of ATLAS, the collaboration presented results only for an integrated $2S+3S$ double ratio. As can be seen from this figure, the QTraj results for the $3S$ to $1S$ ratio depend less strongly on the assumed value of $\hat{\gamma}$ than in the double ratio $[\Upsilon(2S)/\Upsilon(1S)]_{\text{PbPb}}/[\Upsilon(2S)/\Upsilon(1S)]_{\text{pp}}$. Similar to the $2S$ to $1S$ double ratio, we see that QTraj predicts that the $3S$ to $1S$ ratio does not depend strongly on N_{part} for $N_{\text{part}} \gtrsim 150$. In the future, increased statistics from the ATLAS and CMS collaborations may allow for more constraints on the $3S$ to $1S$ double ratio.

7 Conclusions

In this paper, we have presented a new program called QTraj to solve the Lindblad equation describing the nonequilibrium evolution of a color singlet and octet heavy quark-antiquark pair of a small radius in a strongly coupled QGP characterized by an inverse correlation length larger than the typical quark-antiquark energy. The evolution equations were originally derived in [32, 33] and solved there with the publicly available code QuTiP. The new

code QTraj presents several distinct advantages with respect to the one previously used. It shows a sizeable reduction in the computational complexity from $\mathcal{O}(N^2)$ to $\mathcal{O}(N)$ for a system simulated with N discrete points, due to the fact that it is computing the wave-function instead of directly the density matrix. The need to average over a large number of trajectories is efficiently counterbalanced by running many trajectories in parallel. In addition, QTraj allows to account for wave-functions of any angular momentum quantum number l and uses all-points derivatives allowing for more accurate solutions of the evolution equations. In particular, with the new code we could eliminate several of the restrictions necessary in [32, 33], such as only including $l \leq 1$ states and using a Bjorken time evolution for the temperature profile of the plasma.

Many new investigations have become possible that have been performed in this paper for the first time. *(i)* We included in the solution of the evolution equations the contributions coming from states of all angular momentum quantum numbers l , without the need of introducing a cutoff in this parameter. *(ii)* We studied also the evolution the in-medium of quarkonium P states. *(iii)* We coupled the Lindblad equation to a realistic medium evolution based on the quasiparticle anisotropic hydrodynamics (aHydroQP) framework for dissipative relativistic hydrodynamics. *(iv)* We studied the dependence on the initial conditions. *(v)* We thoroughly investigated the impact of color octet heavy quark-antiquark pairs on the evolution of the quarkonium in the medium. *(vi)* We quantified the recombination contribution with respect to the effective Hamiltonian evolution, in this way assessing the importance of quantum jumps for heavy quarkonium evolution in the QGP. *(vii)* We investigated extensively the dependence of the quarkonium nuclear modification factor R_{AA} on the two parameters that characterize the quarkonium evolution in the QGP, i.e. the heavy quark momentum coefficient κ and its dispersive counterpart γ . In particular, we explored for the first time the impact of the temperature dependence of κ/T^3 , as extracted from [37], on the quarkonium evolution and on R_{AA} .

An interesting feature of our approach is the characterization of the quarkonium evolution in the QGP in terms of only two transport coefficients κ and γ , which are, in general, temperature dependent. We have seen that the survival probabilities depend on the values of these parameters. In particular, increasing or decreasing κ results in a decreased or enhanced survival probability for all three S -wave bottomonium states below threshold, while the impact of γ is different from one state to the other. For the $\Upsilon(1S)$, a smaller value of γ results in a reduced survival probability, while for the $\Upsilon(2S)$ the reverse is true. Notable is, in particular, the γ dependence of the P -state survival probabilities. Therefore, the quarkonium survival probability can act directly as a diagnostic of the QGP through these transport coefficients.

We explored and quantified the impact of the quantum jumps, i.e. the recombination effects. We found that quantum jumps seem to only marginally affect the $\Upsilon(1S)$, whose survival probability can be well described using just the effective Hamiltonian evolution. For excited states, however, quantum jumps are found to give a sizeable contribution. The effect increases by increasing the value of κ . We already commented that increasing κ decreases the survival probabilities of the states: quantum jumps correct and mitigate this effect with respect to the pure effective Hamiltonian evolution.

Finally, we included the late time feed down from excited states and we compared our results to the bottomonium nuclear suppression factor measured by the ALICE, ATLAS, and CMS collaborations. It is important to emphasize that the computed bottomonium nuclear suppression factor does not depend on any free parameter as both κ and γ have been determined independently by lattice QCD in ref. [37] and [34], respectively. Hence the comparison is really between a QCD prediction and data. We obtain a good agreement with data, which is better than the one reported in [32, 33], confirming the importance of developing the new program in order to lift the limitations of the previous code. The predictions of QTraj have small uncertainties that depend on the allowed values for the κ and γ transport coefficients. In particular, there is a larger dependence on γ that calls for a dedicated lattice study of this coefficient in a wide temperature range. Our formalism, as currently implemented, is not able to address collisions with a very small number of participants, since we cutoff our evolution at $T = 250$ MeV and, therefore, do not allow in medium breakup at low temperatures. We considered also double ratios of S -wave production cross sections in pp and PbPb, which eliminated several of the systematics, both theoretically and experimentally. We predict that the $2S$ to $1S$ and the $3S$ to $1S$ double ratios do not depend strongly on N_{part} for $N_{\text{part}} \gtrsim 150$ and we made quantitative predictions for these ratios.

Using QTraj we plan to explore other interesting observables in the near future such as the p_T dependence of R_{AA} and v_2 . Moreover, we plan to relax the assumption of isotropy and solve the Lindblad equation in such cases where the κ and γ coefficients become tensors instead of numbers. Longer term goals include to consider quarkonium not at rest with respect to the QGP [99], to extend these studies to quarkonia with larger radius and eventually to solve the full evolution master equations [32, 33] far from equilibrium.

Acknowledgments

M.S. has been supported by the U.S. Department of Energy, Office of Science, Office of Nuclear Physics Award No. DE-SC0013470. M.S. also thanks the Ohio Supercomputer Center for support under the auspices of Project No. PGS0253. J.H.W. has been supported by the U.S. Department of Energy, Office of Science, Office of Nuclear Physics and Office of Advanced Scientific Computing Research within the framework of Scientific Discovery through Advance Computing (SciDAC) award Computing the Properties of Matter with Leadership Computing Resources. J.H.W.’s research has been also funded by the Deutsche Forschungsgemeinschaft (DFG, German Research Foundation) - Projektnummer 417533893/GRK2575 “Rethinking Quantum Field Theory”. This work has received financial support from Xunta de Galicia (Centro singular de investigación de Galicia accreditation 2019-2022), by European Union ERDF, and by the “María de Maeztu” Units of Excellence program MDM-2016-0692 and the Spanish Research State Agency. N.B., P.V. and A.V. acknowledge the support from the Bundesministerium für Bildung und Forschung project no. 05P2018 and by the DFG cluster of excellence ORIGINS funded by the Deutsche Forschungsgemeinschaft under Germany’s Excellence Strategy - EXC-2094-390783311. The QuTiP simulations have

been carried out on the local theory cluster (T30 cluster) of the Physics Department of the Technische Universität München (TUM).

A Change of orbital momentum during a quantum jump

In order to determine the probability to jump to any given orbital angular momentum state, we need to study the term of the Lindblad equation that goes like $\sum_n C_n \rho C_n^\dagger$. If we consider a density matrix ρ block diagonal in the quantum numbers l and m , then the result of computing $\sum_n C_n \rho C_n^\dagger$ is also block diagonal. For simplicity, let us consider a density matrix that only contains states with a given orbital momentum. Since the Lindblad equation is linear, it will be trivial to generalize to any other density matrix with spherical symmetry. Then we can split the original term $\sum_i C_i^x \rho^l C_i^{x\dagger}$ (where x can be either 0 or 1, see notation in section 2.2) in a sum $\sum_{l'} C^{x,l \rightarrow l'} \rho_l C^{x,l \rightarrow l'\dagger}$, where each term generates a density matrix with an orbital momentum l' .

The procedure that we follow in practice is the following. First, in the waiting time approach, we determine if a jump takes place by computing $\langle \Psi^l | \Psi^l \rangle$, where we explicitly write the orbital angular momentum of the wave-function to clarify the notation. After determining whether the wave-function is affected by the collapse operator that induces singlet-octet transitions, C_i^0 , or octet-octet transitions, C_i^1 , the system will jump to a state with angular momentum l' with probability

$$\frac{\langle \Psi^l | C^{x,l \rightarrow l'\dagger} C^{x,l \rightarrow l'} | \Psi^l \rangle}{\sum_{l'} \langle \Psi^l | C^{x,l \rightarrow l'\dagger} C^{x,l \rightarrow l'} | \Psi^l \rangle}. \quad (\text{A.1})$$

Since we can write $C_i^x = A^x r(r_i/r)$ where A^x is a matrix in color space, the previous equation is equal to

$$\frac{1}{2l+1} \sum_{mm'} |\langle Y_{lm} | \frac{r_i}{r} | Y_{l'm'} \rangle|^2, \quad (\text{A.2})$$

where Y_{lm} are spherical harmonics and we have taken into account that the system does not have any preferred polarization. We note that the previous quantity is only non-zero if $l' = l + 1$ or $l' = l - 1$.

Now we can perform the computation using the following argument. Starting from the identity

$$\frac{1}{2l+1} \sum_m \langle Y_{lm} | Y_{lm} \rangle = 1, \quad (\text{A.3})$$

we can use the fact that the spherical harmonics can be used to expand any function on the unit sphere to deduce that

$$P_d^l + P_u^l = 1, \quad (\text{A.4})$$

where

$$P_d^l = \frac{1}{2l+1} \sum_{mm'} |\langle Y_{lm} | \frac{r_i}{r} | Y_{l-1,m'} \rangle|^2, \quad (\text{A.5})$$

and

$$P_u^l = \frac{1}{2l+1} \sum_{mm'} |\langle Y_{lm} | \frac{r_i}{r} | Y_{l+1,m'} \rangle|^2. \quad (\text{A.6})$$

We can identify P_d^l as the probability to jump to a state with angular momentum $l - 1$ and P_u^l as the probability to jump to a state with angular momentum $l + 1$. It then holds that

$$P_d^l = \frac{2l-1}{2l+1} P_u^{l-1} = \frac{2l-1}{2l+1} (1 - P_d^{l-1}) . \quad (\text{A.7})$$

From this recurrence relation we determine P_d^l and P_u^l knowing that $P_d^0 = 0$:

$$P_d^l = \frac{l}{2l+1} \quad \text{and} \quad P_u^l = \frac{l+1}{2l+1} . \quad (\text{A.8})$$

B Off-diagonal overlaps

In the main body of the paper, we focused on the singlet overlaps resulting from singlet initial conditions with a fixed angular momentum l . For singlet S -wave initial conditions we presented the resulting S -wave overlaps and, likewise, for singlet P -wave initial conditions we presented the resulting P -wave overlaps. In this appendix, we demonstrate why it is consistent to ignore the off-diagonal contributions corresponding to, e.g., singlet P -wave overlaps resulting from singlet S -wave initial conditions and singlet S -wave overlaps from octet P -wave initial conditions. Such off-diagonal contributions are generated during the QTraj evolution due to the quantum jumps, while without quantum jumps (H_{eff} evolution only) such overlaps are identically zero. We will present evidence that, when including quantum jumps, the off-diagonal contributions are small enough as to be ignored for phenomenological applications.

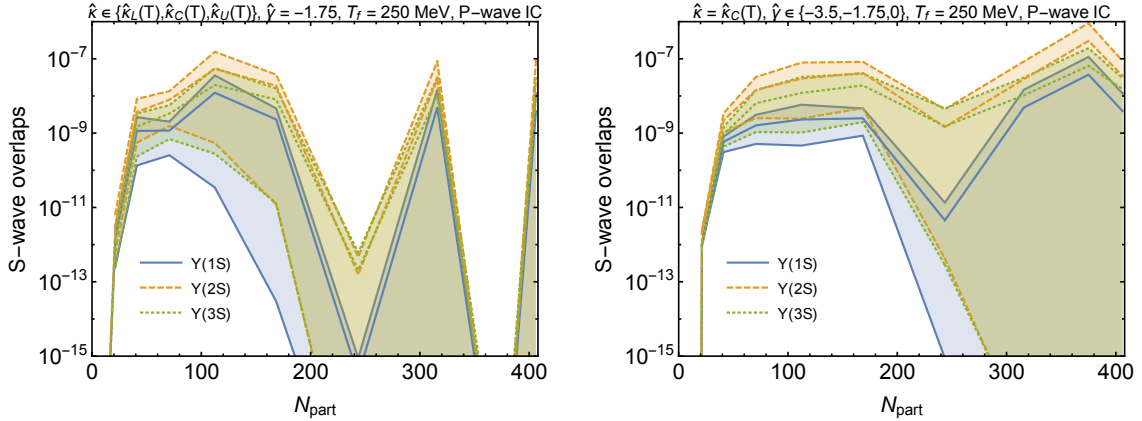


Figure 13: Quantum-mechanical overlaps with singlet S -wave states obtained using singlet P -wave initial conditions. The bands shown in the left and right panels correspond to the variations detailed in the caption of figure 6. In both panels, the central line shows the result averaged over the corresponding variation.

In figure 13, we present the singlet S -wave overlaps resulting from singlet P -wave initial conditions as a function of N_{part} . As in the main body of the text, the left and right panels show the variation over the assumed values of \hat{k} and $\hat{\gamma}$, respectively. In order

to gauge the magnitude of these numbers, we note that for a central collision the singlet S -wave overlaps resulting from singlet S -wave initial conditions (corresponding to figure 6) are approximately 6×10^{-3} , 1×10^{-4} , and 2×10^{-5} for the $\Upsilon(1S)$, $\Upsilon(2S)$, and $\Upsilon(3S)$, respectively. Comparing to the magnitude of the overlaps shown in figure 13, we see that the off-diagonal contribution in angular momentum is small in this case. This contribution is additionally suppressed by the fact that the P -wave initial production cross sections are down by a factor of approximately four with respect to the S -wave production cross-section. For this reason we ignore this contribution in our final phenomenological predictions.

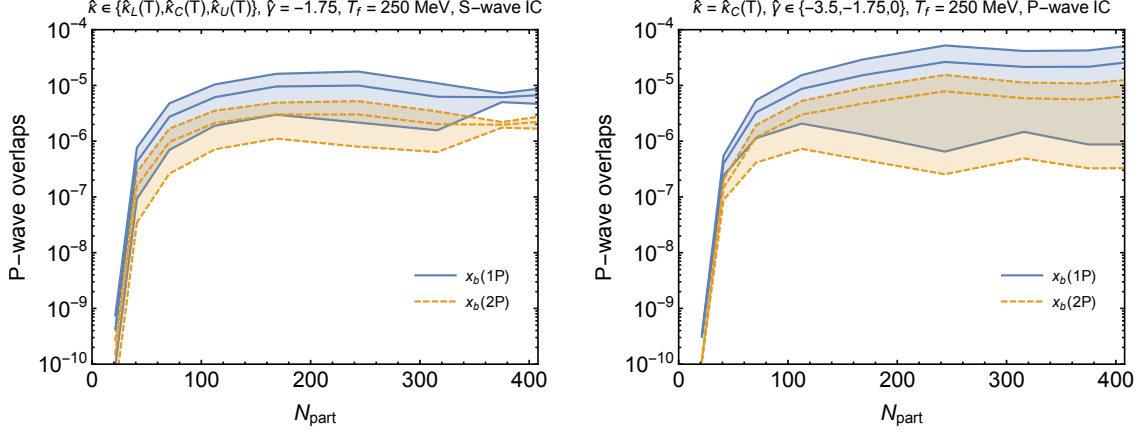


Figure 14: Quantum-mechanical overlaps with singlet P -wave states obtained using singlet S -wave initial conditions. The bands shown in the left and right panels correspond to the variations detailed in the caption of figure 6. In both panels, the central line shows the result averaged over the corresponding variation.

In figure 14, we present the singlet P -wave overlaps resulting from singlet S -wave initial conditions as a function of N_{part} . In order to gauge the magnitude of these numbers, we note that for a central collision the singlet P -wave overlaps resulting from singlet P -wave initial conditions (corresponding to figure 9) are approximately in between 10^{-4} and 10^{-7} , and in between 10^{-5} and 10^{-8} for the $\chi_b(1P)$ and $\chi_b(2P)$, respectively, depending on the assumed values of $\hat{\kappa}$ and $\hat{\gamma}$. These are very small numbers, whose effect falls well inside the range of variations considered when varying $\hat{\kappa}$ and $\hat{\gamma}$ (see figure 9). We show that the smallness of the off-diagonal contributions is generic in appendix C, where we present the diagonal and off-diagonal overlaps obtained when the initial wave-function is taken to be a pure $\Upsilon(1S)$ or $\Upsilon(2S)$.

In figure 15, we present the singlet S -wave overlaps resulting from octet P -wave initial conditions as a function of N_{part} . In order to gauge the magnitude of these numbers, we note that for a central collision the singlet S -wave overlaps resulting from singlet S -wave initial conditions (corresponding to figure 6) are approximately 6×10^{-3} , 1×10^{-4} , and 2×10^{-5} for the $\Upsilon(1S)$, $\Upsilon(2S)$, and $\Upsilon(3S)$, respectively. As can be seen from figure 15, the S -wave overlaps resulting from octet P -wave initial conditions are orders of magnitude smaller than the overlaps resulting from singlet S -wave initial conditions. For this reason, we can safely

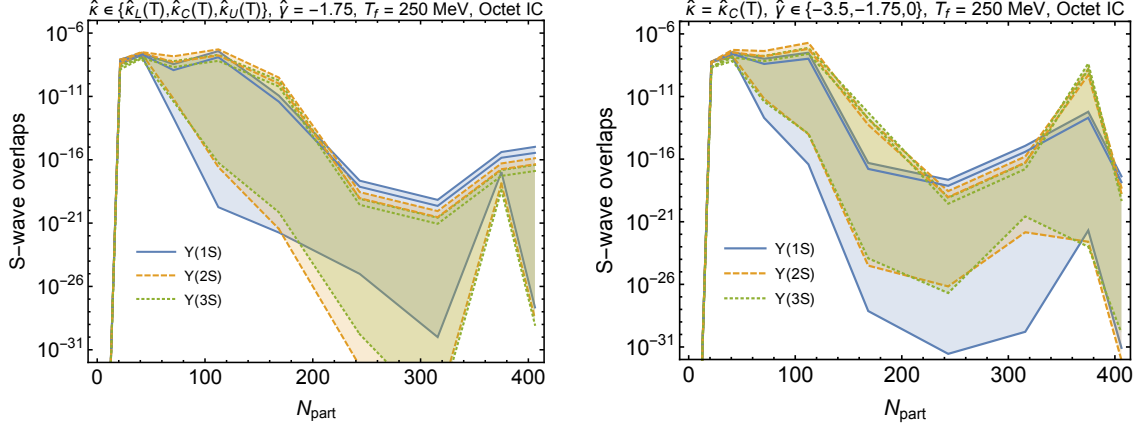


Figure 15: Quantum-mechanical overlaps with singlet S -wave states obtained using octet P -wave initial conditions. The bands shown in the left and right panels correspond to the variations detailed in the caption of figure 6. In both panels, the central line shows the result averaged over the corresponding variation.

ignore the off-diagonal octet-singlet contributions when considering phenomenology.

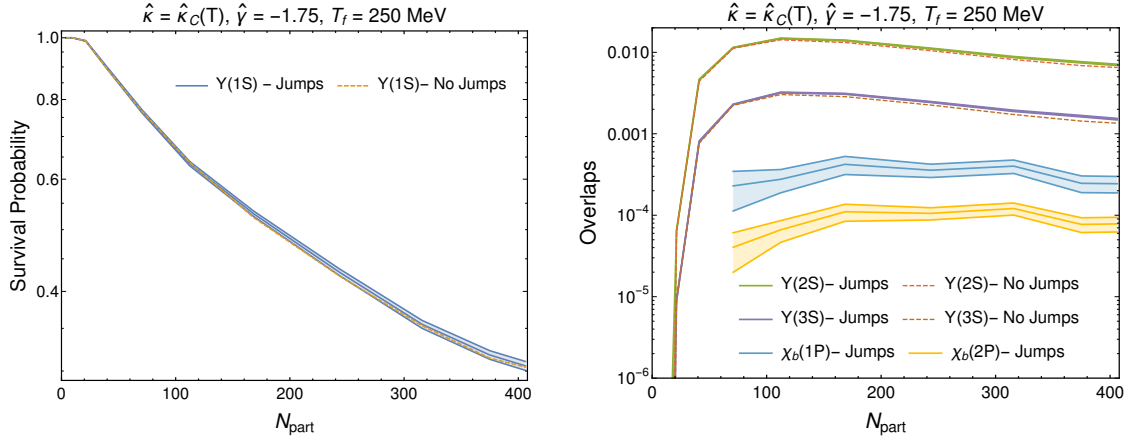


Figure 16: Survival probabilities/overlaps versus N_{part} with an $\Upsilon(1S)$ initial condition. The left panel shows the $1S$ survival probability and the right panel shows the final overlaps of the excited states. The continuous lines are the full QTraj evolution including jumps and the dashed lines are the cases with no jumps; the bands indicate the statistical uncertainty of the full QTraj result which was obtained using 8192 quantum trajectories per point in N_{part} .

C S -wave initialization studies

In this appendix, we present results for the overlap factors versus N_{part} obtained with pure S -wave initial conditions. Figure 16 shows results for an $\Upsilon(1S)$ initial condition and

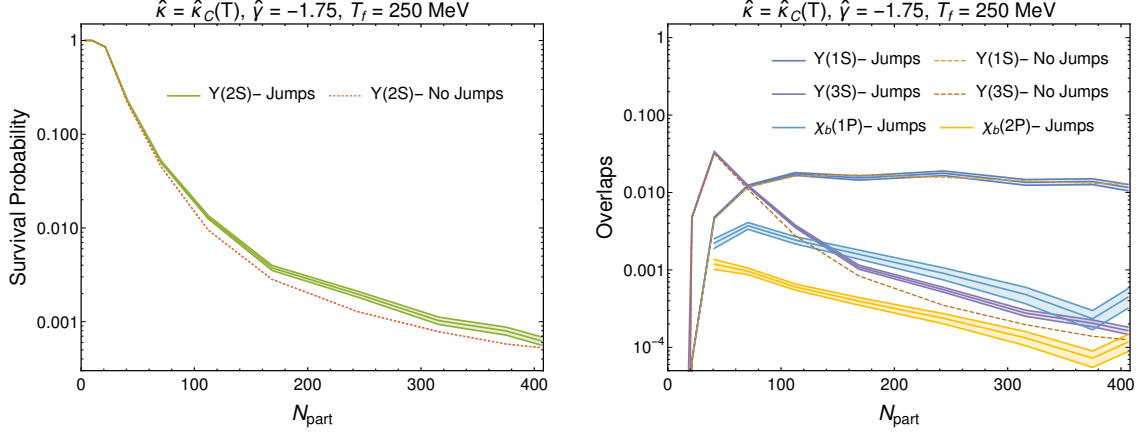


Figure 17: Survival probabilities/overlaps versus N_{part} with an $\Upsilon(2S)$ initial condition. Styling is the same as figure 16.

figure 17 results for an $\Upsilon(2S)$ initial condition. In both figures, we show the results for the S -wave overlaps with the full evolution including the jumps and with the evolution without the jumps using only the complex Hamiltonian H_{eff} of eq. (2.3). The overlap factor of the ground state $\Upsilon(1S)$ is marginally larger for the full evolution with jumps, and the result without jumps can serve as its lower bound. The overlap factors for the lower excited S -wave states are successively suppressed by about an order of magnitude each. The excited S -waves are slightly more enhanced by the jumps, although most of the contribution is already present in the evolution without jumps. P -wave states, which are generated only in the evolution with jumps, are suppressed against the corresponding S -wave states by another order of magnitude. Starting from an $\Upsilon(2S)$ state, the $\Upsilon(1S)$ overtakes already for $N_{\text{part}} \gtrsim 100$ and becomes the dominant state. $\Upsilon(3S)$ on the other hand, assumes a maximum at $N_{\text{part}} \approx 50$, where it exceeds even the $\Upsilon(1S)$.

Finally, in figure 18 we present a comparison of the $\Upsilon(1S)$ and $\Upsilon(2S)$ survival probabilities obtained from (i) S -wave eigenstate initial conditions and (ii) Gaussian delta initial conditions as used in the main body of the paper. We see less suppression of the $\Upsilon(1S)$ when using the pure $\Upsilon(1S)$ eigenstate initial condition than when using the Gaussian delta initial condition. For the $\Upsilon(2S)$, however, this pattern is reversed, and one sees a much larger difference between the results obtained using pure eigenstate and Gaussian delta initial conditions. The same pattern is observed when ignoring jumps, i.e. evolving only with the temperature-dependent H_{eff} . The key difference between the two types of initial conditions is that the Gaussian delta is a linear superposition of many vacuum eigenstates. The results indicate, therefore, that quantum state mixing due to the temperature-dependent potential is important and leads to a substantial reduction in the suppression of the Υ excited states.

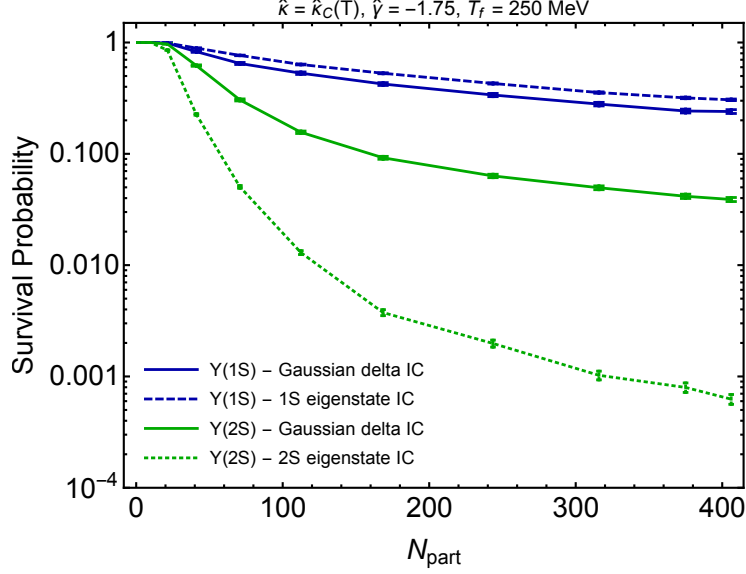


Figure 18: $\Upsilon(1S)$ and $\Upsilon(2S)$ survival probabilities versus N_{part} . Solid lines are the results obtained from the singlet S -wave Gaussian delta initial condition (IC) used in the main body of the paper. The dashed and dotted lines are the results obtained from $\Upsilon(1S)$ and $\Upsilon(2S)$ initial conditions, respectively. In both cases, the effect of jumps is included. The error bars are the statistical errors associated with the average over quantum trajectories.

References

- [1] T. Matsui and H. Satz, J/ψ suppression by quark-gluon plasma formation, *Phys. Lett.* **B178** (1986) 416.
- [2] M. Laine, O. Philipsen, P. Romatschke and M. Tassler, *Real-time static potential in hot QCD*, *JHEP* **03** (2007) 054 [[hep-ph/0611300](#)].
- [3] N. Brambilla, J. Ghiglieri, A. Vairo and P. Petreczky, *Static quark-antiquark pairs at finite temperature*, *Phys. Rev.* **D78** (2008) 014017 [[0804.0993](#)].
- [4] M. A. Escobedo and J. Soto, *Non-relativistic bound states at finite temperature (I): The Hydrogen atom*, *Phys. Rev. A* **78** (2008) 032520 [[0804.0691](#)].
- [5] A. Beraudo, J.-P. Blaizot and C. Ratti, *Real and imaginary-time Q anti- Q correlators in a thermal medium*, *Nucl. Phys. A* **806** (2008) 312 [[0712.4394](#)].
- [6] M. Margotta, K. McCarty, C. McGahan, M. Strickland and D. Yager-Elorriaga, *Quarkonium states in a complex-valued potential*, *Phys.Rev.* **D83** (2011) 105019 [[1101.4651](#)].
- [7] M. Strickland, *Thermal $\Upsilon(1s)$ and χ_{b1} suppression in $\sqrt{s_{NN}} = 2.76$ TeV Pb-Pb collisions at the LHC*, *Phys.Rev.Lett.* **107** (2011) 132301 [[1106.2571](#)].
- [8] M. Strickland and D. Bazow, *Thermal Bottomonium Suppression at RHIC and LHC*, *Nucl. Phys.* **A879** (2012) 25 [[1112.2761](#)].
- [9] B. Krouppa, R. Ryblewski and M. Strickland, *Bottomonia suppression in 2.76 TeV Pb-Pb collisions*, *Phys. Rev.* **C92** (2015) 061901 [[1507.03951](#)].

- [10] B. Krouppa and M. Strickland, *Predictions for bottomonia suppression in 5.023 TeV Pb-Pb collisions*, *Universe* **2** (2016) 16 [[1605.03561](#)].
- [11] B. Krouppa, A. Rothkopf and M. Strickland, *Bottomonium suppression using a lattice QCD vetted potential*, *Phys. Rev.* **D97** (2018) 016017 [[1710.02319](#)].
- [12] P. P. Bhaduri, N. Borghini, A. Jaiswal and M. Strickland, *Anisotropic escape mechanism and elliptic flow of bottomonia*, *Phys. Rev. C* **100** (2019) 051901 [[1809.06235](#)].
- [13] J. Boyd, T. Cook, A. Islam and M. Strickland, *Heavy quarkonium suppression beyond the adiabatic limit*, *Phys. Rev. D* **100** (2019) 076019 [[1905.05676](#)].
- [14] P. P. Bhaduri, M. Alqahtani, N. Borghini, A. Jaiswal and M. Strickland, *Fireball tomography from bottomonia elliptic flow in relativistic heavy-ion collisions*, [2007.03939](#).
- [15] A. Islam and M. Strickland, *Bottomonium suppression and elliptic flow from real-time quantum evolution*, *Phys. Lett. B* **811** (2020) 135949 [[2007.10211](#)].
- [16] A. Islam and M. Strickland, *Bottomonium suppression and elliptic flow using Heavy Quarkonium Quantum Dynamics*, [2010.05457](#).
- [17] W. Caswell and G. Lepage, *Effective Lagrangians for Bound State Problems in QED, QCD, and Other Field Theories*, *Phys. Lett. B* **167** (1986) 437.
- [18] G. T. Bodwin, E. Braaten and G. Lepage, *Rigorous QCD analysis of inclusive annihilation and production of heavy quarkonium*, *Phys. Rev. D* **51** (1995) 1125 [[hep-ph/9407339](#)].
- [19] A. Pineda and J. Soto, *Effective field theory for ultrasoft momenta in NRQCD and NRQED*, *Nucl. Phys. B Proc. Suppl.* **64** (1998) 428 [[hep-ph/9707481](#)].
- [20] N. Brambilla, A. Pineda, J. Soto and A. Vairo, *Potential NRQCD: An Effective theory for heavy quarkonium*, *Nucl. Phys. B* **566** (2000) 275 [[hep-ph/9907240](#)].
- [21] N. Brambilla, A. Pineda, J. Soto and A. Vairo, *Effective field theories for heavy quarkonium*, *Rev. Mod. Phys.* **77** (2005) 1423 [[hep-ph/0410047](#)].
- [22] N. Brambilla, M. A. Escobedo, J. Ghiglieri, J. Soto and A. Vairo, *Heavy Quarkonium in a weakly-coupled quark-gluon plasma below the melting temperature*, *JHEP* **09** (2010) 038 [[1007.4156](#)].
- [23] M. Berwein, N. Brambilla, P. Petreczky and A. Vairo, *Polyakov loop correlator in perturbation theory*, *Phys. Rev. D* **96** (2017) 014025 [[1704.07266](#)].
- [24] N. Brambilla, M. A. Escobedo, J. Ghiglieri and A. Vairo, *Thermal width and quarkonium dissociation by inelastic parton scattering*, *JHEP* **05** (2013) 130 [[1303.6097](#)].
- [25] N. Brambilla, M. A. Escobedo, J. Ghiglieri and A. Vairo, *Thermal width and gluo-dissociation of quarkonium in pNRQCD*, *JHEP* **12** (2011) 116 [[1109.5826](#)].
- [26] A. Rothkopf, T. Hatsuda and S. Sasaki, *Complex Heavy-Quark Potential at Finite Temperature from Lattice QCD*, *Phys. Rev. Lett.* **108** (2012) 162001 [[1108.1579](#)].
- [27] A. Rothkopf, *Heavy quarkonium in extreme conditions*, *Phys. Rept.* **858** (2020) 1 [[1912.02253](#)].
- [28] P. Petreczky, A. Rothkopf and J. Weber, *Realistic in-medium heavy-quark potential from high statistics lattice QCD simulations*, *Nucl. Phys. A* **982** (2019) 735 [[1810.02230](#)].
- [29] D. Bala and S. Datta, *Nonperturbative potential for the study of quarkonia in QGP*, *Phys. Rev. D* **101** (2020) 034507 [[1909.10548](#)].

- [30] Y. Akamatsu, *Quarkonium in quark-gluon plasma: open quantum system approaches re-examined*, [2009.10559](#).
- [31] Y. Akamatsu, *Heavy quark master equations in the Lindblad form at high temperatures*, *Phys. Rev. D* **D91** (2015) 056002 [[1403.5783](#)].
- [32] N. Brambilla, M. A. Escobedo, J. Soto and A. Vairo, *Quarkonium suppression in heavy-ion collisions: an open quantum system approach*, *Phys. Rev. D* **D96** (2017) 034021 [[1612.07248](#)].
- [33] N. Brambilla, M. A. Escobedo, J. Soto and A. Vairo, *Heavy quarkonium suppression in a fireball*, *Phys. Rev. D* **D97** (2018) 074009 [[1711.04515](#)].
- [34] N. Brambilla, M. A. Escobedo, A. Vairo and P. Vander Griend, *Transport coefficients from in medium quarkonium dynamics*, *Phys. Rev. D* **100** (2019) 054025 [[1903.08063](#)].
- [35] G. Lindblad, *On the Generators of Quantum Dynamical Semigroups*, *Commun. Math. Phys.* **48** (1976) 119.
- [36] V. Gorini, A. Kossakowski and E. Sudarshan, *Completely positive dynamical semigroups of N level systems*, *J. Math. Phys.* **17** (1976) 821.
- [37] N. Brambilla, V. Leino, P. Petreczky and A. Vairo, *Lattice QCD constraints on the heavy quark diffusion coefficient*, *Phys. Rev. D* **102** (2020) 074503 [[2007.10078](#)].
- [38] J. Dalibard, Y. Castin and K. Molmer, *Wave-function approach to dissipative processes in quantum optics*, *Phys. Rev. Lett.* **68** (1992) 580.
- [39] T. Miura, Y. Akamatsu, M. Asakawa and A. Rothkopf, *Quantum Brownian motion of a heavy quark pair in the quark-gluon plasma*, *Phys. Rev. D* **101** (2020) 034011 [[1908.06293](#)].
- [40] R. Sharma and A. Tiwari, *Quantum evolution of quarkonia with correlated and uncorrelated noise*, *Phys. Rev. D* **101** (2020) 074004 [[1912.07036](#)].
- [41] J.-P. Blaizot and M. A. Escobedo, *Quantum and classical dynamics of heavy quarks in a quark-gluon plasma*, *JHEP* **06** (2018) 034 [[1711.10812](#)].
- [42] X. Yao, W. Ke, Y. Xu, S. A. Bass, T. Mehen and B. Müller, *Quarkonium production in heavy ion collisions: from open quantum system to transport equation*, in *28th International Conference on Ultrarelativistic Nucleus-Nucleus Collisions*, 2, 2020, [2002.04079](#).
- [43] X. Yao and T. Mehen, *Quarkonium in medium transport equation derived from first principles*, [1811.07027](#).
- [44] N. Brambilla, H. S. Chung and A. Vairo, *Inclusive hadroproduction of P -wave heavy quarkonia in pNRQCD*, [2007.07613](#).
- [45] Y. Akamatsu and A. Rothkopf, *Stochastic potential and quantum decoherence of heavy quarkonium in the quark-gluon plasma*, *Phys. Rev. D* **D85** (2012) 105011 [[1110.1203](#)].
- [46] J.-P. Blaizot, D. De Boni, P. Faccioli and G. Garberoglio, *Heavy quark bound states in a quark-gluon plasma: Dissociation and recombination*, *Nucl. Phys. A* **946** (2016) 49 [[1503.03857](#)].
- [47] R. Katz and P. B. Gossiaux, *The Schrödinger–Langevin equation with and without thermal fluctuations*, *Annals Phys.* **368** (2016) 267 [[1504.08087](#)].
- [48] J.-P. Blaizot and M. A. Escobedo, *Approach to equilibrium of a quarkonium in a quark-gluon plasma*, *Phys. Rev. D* **D98** (2018) 074007 [[1803.07996](#)].

- [49] H. Breuer and F. Petruccione, *The theory of open quantum systems*. Oxford University Press, Oxford, 2002.
- [50] N. Gisin and I. C. Percival, *Quantum state diffusion, localization and quantum dispersion entropy*, *J. Phys. A* **26** (1993) 2233.
- [51] J. Casalderrey-Solana and D. Teaney, *Heavy quark diffusion in strongly coupled $N=4$ Yang-Mills*, *Phys. Rev. D* **74** (2006) 085012 [[hep-ph/0605199](#)].
- [52] S. Caron-Huot and G. D. Moore, *Heavy quark diffusion in perturbative QCD at next-to-leading order*, *Phys. Rev. Lett.* **100** (2008) 052301 [[0708.4232](#)].
- [53] A. J. Daley, *Quantum trajectories and open many-body quantum systems*, *Adv. Phys.* **63** (2014) 77 [[1405.6694](#)].
- [54] B. Fornberg and G. Whitham, *A numerical and theoretical study of certain nonlinear wave phenomena*, *Phil. Trans. Roy. Soc.* **289** (1978) 373.
- [55] T. Taha and M. Ablowitz, *Analytical and numerical aspects of certain nonlinear evolution equations. II. Numerical, nonlinear Schrödinger equation*, *Journal of Computational Physics* **55** (1984) 203 .
- [56] NVIDIA Corporation, “NVIDIA CUDA Fast Fourier Transform (FFT).” <https://developer.nvidia.com/cufft>, 2020.
- [57] M. Laine, *A Resummed perturbative estimate for the quarkonium spectral function in hot QCD*, *JHEP* **05** (2007) 028 [[0704.1720](#)].
- [58] J. Johansson, P. Nation and F. Nori, *QuTiP: An open-source Python framework for the dynamics of open quantum systems*, *Computer Physics Communications* **183** (2012) 1760 .
- [59] J. Johansson, P. Nation and F. Nori, *QuTiP 2: A Python framework for the dynamics of open quantum systems*, *Computer Physics Communications* **184** (2013) 1234 .
- [60] M. Alqahtani, M. Nopoush and M. Strickland, *Quasiparticle equation of state for anisotropic hydrodynamics*, *Phys. Rev.* **C92** (2015) 054910 [[1509.02913](#)].
- [61] M. Alqahtani, M. Nopoush and M. Strickland, *Quasiparticle anisotropic hydrodynamics for central collisions*, *Phys. Rev.* **C95** (2017) 034906 [[1605.02101](#)].
- [62] M. Alqahtani, M. Nopoush and M. Strickland, *Relativistic anisotropic hydrodynamics*, *Prog. Part. Nucl. Phys.* **101** (2018) 204 [[1712.03282](#)].
- [63] M. Alqahtani, M. Nopoush, R. Ryblewski and M. Strickland, *$(3+1)D$ Quasiparticle anisotropic hydrodynamics for ultrarelativistic heavy-ion collisions*, *Phys. Rev. Lett.* **119** (2017) 042301 [[1703.05808](#)].
- [64] M. Alqahtani, M. Nopoush, R. Ryblewski and M. Strickland, *Anisotropic hydrodynamic modeling of 2.76 TeV Pb-Pb collisions*, *Phys. Rev.* **C96** (2017) 044910 [[1705.10191](#)].
- [65] M. Nopoush, R. Ryblewski and M. Strickland, *Bulk viscous evolution within anisotropic hydrodynamics*, *Phys.Rev.* **C90** (2014) 014908 [[1405.1355](#)].
- [66] D. Almaalol, M. Alqahtani and M. Strickland, *Anisotropic hydrodynamic modeling of 200 GeV Au-Au collisions*, *Phys. Rev.* **C99** (2019) 044902 [[1807.04337](#)].
- [67] M. Alqahtani and M. Strickland, *Pion interferometry at 200 GeV using anisotropic hydrodynamics*, [2007.04209](#).

- [68] M. Alqahtani and M. Strickland, *Bulk observables at 5.02 TeV using quasiparticle anisotropic hydrodynamics*, [2008.07657](#).
- [69] W. Florkowski and R. Ryblewski, *Highly-anisotropic and strongly-dissipative hydrodynamics for early stages of relativistic heavy-ion collisions*, *Phys.Rev.* **C83** (2011) 034907 [[1007.0130](#)].
- [70] M. Martinez and M. Strickland, *Dissipative Dynamics of Highly Anisotropic Systems*, *Nucl. Phys.* **A848** (2010) 183 [[1007.0889](#)].
- [71] L. Tinti and W. Florkowski, *Projection method and new formulation of leading-order anisotropic hydrodynamics*, *Phys.Rev.* **C89** (2014) 034907 [[1312.6614](#)].
- [72] A. Bazavov, *An overview of (selected) recent results in finite-temperature lattice QCD*, *J. Phys. Conf. Ser.* **446** (2013) 012011 [[1303.6294](#)].
- [73] P. M. Chesler and L. G. Yaffe, *Boost invariant flow, black hole formation, and far-from-equilibrium dynamics in $N = 4$ supersymmetric Yang-Mills theory*, *Phys.Rev.* **D82** (2010) 026006 [[0906.4426](#)].
- [74] W. Florkowski, R. Ryblewski and M. Strickland, *Anisotropic Hydrodynamics for Rapidly Expanding Systems*, *Nucl. Phys. A* **916** (2013) 249 [[1304.0665](#)].
- [75] W. Florkowski, R. Ryblewski and M. Strickland, *Testing viscous and anisotropic hydrodynamics in an exactly solvable case*, *Phys. Rev. C* **88** (2013) 024903 [[1305.7234](#)].
- [76] W. Florkowski, E. Maksymiuk, R. Ryblewski and M. Strickland, *Exact solution of the (0+1)-dimensional Boltzmann equation for a massive gas*, *Phys. Rev. C* **89** (2014) 054908 [[1402.7348](#)].
- [77] G. S. Denicol, U. W. Heinz, M. Martinez, J. Noronha and M. Strickland, *New Exact Solution of the Relativistic Boltzmann Equation and its Hydrodynamic Limit*, *Phys. Rev. Lett.* **113** (2014) 202301 [[1408.5646](#)].
- [78] G. S. Denicol, U. W. Heinz, M. Martinez, J. Noronha and M. Strickland, *Studying the validity of relativistic hydrodynamics with a new exact solution of the Boltzmann equation*, *Phys. Rev. D* **90** (2014) 125026 [[1408.7048](#)].
- [79] M. P. Heller and M. Spalinski, *Hydrodynamics Beyond the Gradient Expansion: Resurgence and Resummation*, *Phys. Rev. Lett.* **115** (2015) 072501 [[1503.07514](#)].
- [80] L. Keegan, A. Kurkela, P. Romatschke, W. van der Schee and Y. Zhu, *Weak and strong coupling equilibration in nonabelian gauge theories*, *JHEP* **04** (2016) 031 [[1512.05347](#)].
- [81] M. Strickland, J. Noronha and G. Denicol, *Anisotropic nonequilibrium hydrodynamic attractor*, *Phys. Rev. D* **97** (2018) 036020 [[1709.06644](#)].
- [82] M. Strickland, *The non-equilibrium attractor for kinetic theory in relaxation time approximation*, *JHEP* **12** (2018) 128 [[1809.01200](#)].
- [83] M. Strickland and U. Tantiary, *Exact solution for the non-equilibrium attractor in number-conserving relaxation time approximation*, *JHEP* **10** (2019) 069 [[1903.03145](#)].
- [84] D. Almaalol, A. Kurkela and M. Strickland, *Non-equilibrium attractor in high-temperature QCD plasmas*, *Phys. Rev. Lett.* **125** (2020) 122302 [[2004.05195](#)].
- [85] N. Brambilla, Y. Sumino and A. Vairo, *Quarkonium spectroscopy and perturbative QCD: a new perspective*, *Phys. Lett. B* **513** (2001) 381 [[hep-ph/0101305](#)].

- [86] A. Penin, V. A. Smirnov and M. Steinhauser, *Heavy quarkonium spectrum and production/annihilation rates to order $\beta_0^3\alpha_s^3$* , *Nucl. Phys. B* **716** (2005) 303 [[hep-ph/0501042](#)].
- [87] Y. Sumino, *Computation of heavy quarkonium spectrum in perturbative QCD*, *PoS* **LL2016** (2016) 011 [[1607.03469](#)].
- [88] V. Mateu and P. G. Ortega, *Bottom and charm mass determinations from global fits to $Q\bar{Q}$ bound states at N^3LO* , *JHEP* **01** (2018) 122 [[1711.05755](#)].
- [89] C. Peset, A. Pineda and J. Segovia, *P-wave heavy quarkonium spectrum with next-to-next-to-next-to-leading logarithmic accuracy*, *Phys. Rev. D* **98** (2018) 094003 [[1809.09124](#)].
- [90] J. Segovia, S. Steinbecker and A. Vairo, *Electric dipole transitions of 1P bottomonia*, *Phys. Rev. D* **99** (2019) 074011 [[1811.07590](#)].
- [91] PARTICLE DATA GROUP PDG collaboration, P. Zyla et al., *Review of particle physics*, *Prog. Theor. Exp. Phys.* (2020) 083C01.
- [92] CMS collaboration, V. Khachatryan et al., *Suppression of $\Upsilon(1S)$, $\Upsilon(2S)$ and $\Upsilon(3S)$ production in PbPb collisions at $\sqrt{s_{NN}} = 2.76$ TeV*, *Phys. Lett. B* **770** (2017) 357 [[1611.01510](#)].
- [93] Chad Flores (ALICE Collaboration), “Bottomonia results from the LHC Run 1 and 2 with CMS.” Quark Matter 2017, <https://goo.gl/imTtmM>, 2017.
- [94] CMS collaboration, A. M. Sirunyan et al., *Measurement of nuclear modification factors of $\Upsilon(1S)$, $\Upsilon(2S)$, and $\Upsilon(3S)$ mesons in PbPb collisions at $\sqrt{s_{NN}} = 5.02$ TeV*, *Phys. Lett. B* **790** (2019) 270 [[1805.09215](#)].
- [95] R. Aaij et al., *Study of χ_b meson production in p p collisions at $\sqrt{s} = 7$ and 8 TeV and observation of the decay $\chi_b(3P) \rightarrow \Upsilon(3S)\gamma$* , *The European Physical Journal C* **74** (2014) 3092.
- [96] ALICE collaboration, S. Acharya et al., *Υ production and nuclear modification at forward rapidity in Pb-Pb collisions at $\sqrt{s_{NN}} = 5.02$ TeV*, [2011.05758](#).
- [97] Songkyo Lee (ATLAS Collaboration), “Quarkonium production in Pb+Pb collisions with ATLAS.” Quark Matter 2020 <https://indico.cern.ch/event/792436/contributions/3535775/>, 2017.
- [98] CMS collaboration, A. M. Sirunyan et al., *Suppression of Excited Υ States Relative to the Ground State in Pb-Pb Collisions at $\sqrt{s_{NN}}=5.02$ TeV*, *Phys. Rev. Lett.* **120** (2018) 142301 [[1706.05984](#)].
- [99] M. A. Escobedo, F. Giannuzzi, M. Mannarelli and J. Soto, *Heavy Quarkonium moving in a Quark-Gluon Plasma*, *Phys. Rev.* **D87** (2013) 114005 [[1304.4087](#)].