

Human Haptic Gesture Interpretation for Robotic Systems

Elizabeth “Bibit” Bianchini, Prateek Verma, and J. Kenneth Salisbury

Abstract—Physical human-robot interactions (pHRI) are less efficient and communicative than human-human interactions, and a key reason is a lack of informative sense of touch in robotic systems. Interpreting human touch gestures is a nuanced, challenging task with extreme gaps between human and robot capability. Among prior works that demonstrate human touch recognition capability, differences in sensors, gesture classes, feature sets, and classification algorithms yield a conglomerate of non-transferable results and a glaring lack of a standard. To address this gap, this work presents 1) four proposed touch gesture classes that cover the majority of the gesture characteristics identified in the literature, 2) the collection of an extensive force dataset on a common pHRI robotic arm with only its internal wrist force-torque sensor, and 3) an exhaustive performance comparison of combinations of feature sets and classification algorithms on this dataset. We demonstrate high classification accuracies among our proposed gesture definitions on a test set, emphasizing that neural network classifiers on the raw data outperform other combinations of feature sets and algorithms.

I. INTRODUCTION

A. Motivation and Applications

An ultimate goal of the robotics sector, developing human-robot interactions (HRI) as natural as human-human interactions is most severely limited by physical HRI (pHRI). While computer vision and natural language processing are strong research thrusts that provide eyes and ears for HRI, a robotic sense of touch faces the additional hurdle of no standardized parallel to cameras and microphones: clearly established, off-the-shelf, and sufficiently reliable sensors. The simple human task of identifying the meaning behind a human touch is a critical informative step to enable pHRI collaboration, as well as a significant challenge for robots. Discerning among such subtleties with a contact sensor as ubiquitous as cameras and microphones are for capturing visual and auditory data, respectively, is an effort with great implications for the future of pHRI.

B. Prior Work

There are many works in the existing literature that demonstrate progress toward natural physical robot interactions in task-specific examples. Using contact sensors, robots have been able to dance with their human partners [1],

Elizabeth “Bibit” Bianchini is with the Department of Mechanical Engineering and Applied Mechanics, University of Pennsylvania, Philadelphia, PA 19104, bibit@seas.upenn.edu

Prateek Verma is an affiliate with the Artificial Intelligence Laboratory at the Department of Computer Science, Stanford University, Stanford, CA 94305, prateekv@stanford.edu

J. Kenneth Salisbury is with the departments of Computer Science and Surgery, Stanford University, Stanford, CA 94305, jks@robotics.stanford.edu

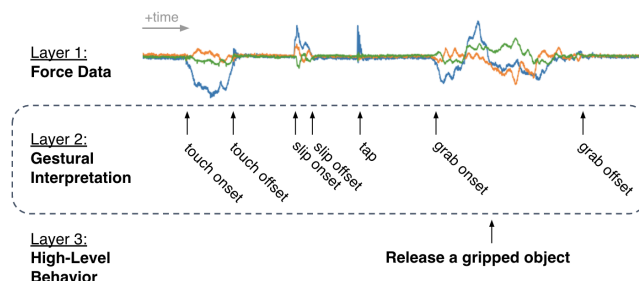


Fig. 1. This work aims to build a competent gestural interpretation layer, as illustrated above in relation to low-level force-torque sensor data and to high-level behavioral system decisions. The above exemplifies the utility of this layer for the purpose of a robot-to-human object hand-off.

perform handovers with humans [2], [3], [4], open a variety of doors [5], insert pegs of unknown shape into precision holes [6], and determine acceptable grip forces for grasping various objects [7]. Many physical robotic tasks are better informed by studying how humans accomplish them, such as for handovers [8], [9], [10], [11]. However, the success of these demonstrations can be misleading, given the narrow capabilities of the robotic systems in such examples. For instance, some HRI handover demonstrations require the human to apply aggressive forces for the robot to detect when to release a transferred object [2], and others implement thresholding of single parameters, such as jerk in [3]. Even carefully tuned thresholds leave systems ample room to misclassify gestures, thus rendering the robotic system useless outside a narrowly-defined task.

Making robotic systems more broadly useful in a range of pHRI tasks requires the ability to identify and distinguish among many forms of contact that could occur between a human and a robot. Subtle gestural differences within even the same task can affect how humans perceive other humans such as in handshaking [12], [13], [14] or other systems such as haptic devices [15]. Recent works in pHRI reference a social touch study that draws upon a “touch dictionary” of 30 touch gestures a human can inflict, correlating the gestures with particular emotions through an extensive user study [16]. Other sources pare down the 30 gestures to those most relevant to social robotics: 20 gestures in [17], 14 in [18], 6 in [19], and 4 in [20]. Further simplification of gestural classes led other researchers to consider distinguishing all intentional from all accidental human-robot contact [21], [22]. Clearly, there is no standard for human touch gesture categories in pHRI work.

Similarly, there is no standard for the contact sensor: the works represent an immense variety of force-torque sensors [1], [3], [5], [23], fingertip force sensors [2], actuator current

sensors at arm joints [21], [22], contact microphones [20], pressure or touch sensor arrays [18], [19], BioTac sensors [24], and external visual sensors [6], [17], [25]. Translating between different sensor readings is a challenge requiring significant data to attain reasonable accuracies [24]. Thus, comparing system performances across differences in sensors is non-trivial and should reasonably require constancy of all other variables. The demonstrations with external visual sensors in particular, while producing convincingly natural interactions, require the crutch of external sensing, which has no biological parallel and cannot be feasibly implemented on mobile platforms or in dynamic and/or unknown environments. Like with differences in sensors, only a few examples compare different classification algorithms against each other [20], and none the authors have found compares differences in feature sets ported into the classifiers.

C. Contributions and Paper Organization

This paper provides a comprehensive, direct comparison of system performance in identifying four touch gestures with influences from prior work, testing five forms of feature sets and three classification approaches. The sensor data used for this endeavor comes from the internal wrist force-torque sensor of a UR5e: a common, off-the-shelf platform many pHRI research groups are likely to have and use for future studies. Fixing only the variables of sensor type (selected to be ubiquitous) and gestures present in the dataset (collected to distinctly yet broadly cover many of the 30 gestures identified in [16]), we demonstrate strong performance. Our conclusions on most effective feature set and classification algorithm translate to future work as a standard benchmark.

Section II proposes a dictionary of gestural types, and justifies its comprehensiveness against categories used in other noted work. The section further characterizes the dataset design and collection used for the remainder of this project. Section III describes the unique feature sets, and Section IV describes the explored classification algorithms. Section V presents the results of the trained models, using combinations of feature sets and algorithms aforementioned. We conclude in Section VI with suggested future directions.

II. PROBLEM FORMULATION

A. Gesture Definitions and Vocabulary

We developed a dictionary of human-to-robot touch gestures to differentiate between categories of human intent or preparedness for a collaborative pHRI task. The original 30 gesture dictionary in [16] and an alternative 20 in [17] include purely social interactions (e.g. nuzzle, massage, tickle in [16]), specify parts of a humanoid robot to which the gesture is applied (e.g. push chest, rub head, slap cheek in [17]), and include lifting the entire object/robotic system (e.g. toss, swing, shake, rock in [16]), none of which are relevant for goal-driven pHRI task completion. Other works have narrowed down these 20-30 gestures to smaller subsets as noted in Section I-B, with number of categories ranging from as many as 14 to as few as 4. We propose a new dictionary of 4 gesture definitions, the combination of which

TABLE I
OUR GESTURE DEFINITIONS COMPARED TO OTHERS

Ours	[16]	[18]	[19]	[20]
Tap	hit pat poke slap tap	hit pat poke slap tap	pat slap tap	slap tap
Touch	contact hold ¹ lift press push	press	push	
Grab	cradle grab hold ¹ pinch pull squeeze	grab pinch squeeze		
Slip	rub scratch stroke	rub scratch stroke	scratch stroke	stroke
Excluded from our definitions	finger idly hug kiss massage nuzzle pick rock shake swing tickle toss tremble	massage tickle		tickle

is broad enough to cover all relevant gestures of the 30 in [16] and 14 in [18] and goes beyond the scope of the 6 in [19] and 4 in [20]. This definition set is the broadest coverage of distinct human touch gestures within a minimal number of categories we have found in the literature.

The four gestures outlined in our proposed dictionary are 1) tap, 2) touch, 3) grab, and 4) slip. See Table I for direct comparison of terminology across other sources. This correspondence allows us to calculate comparison performances in [18] against our categories (see Section V).

Our gesture category definitions are defined as follows:

1) *Tap Gesture*: A tap is an impulse-like event, wherein contact is made and broken in quick succession, occurring between the robot and any part of the human hand.

2) *Touch Gesture*: A touch is analogous to a tap with indefinitely longer duration.

3) *Grab Gesture*: A grab is defined as more than one touch occurring simultaneously from multiple directions. This subtlety between touches and grabs becomes critical in human-robot handovers, in which touches on their own may not maintain control of an object. The duration of a grab gesture, like that of a touch, can be indefinite.

4) *Slip Gesture*: A slip involves contact motion between the human and the robot. A slip may involve contact from one primary direction (like touch) or from two directions (like grab). The duration of a slip gesture is also indefinite.

¹The “hold” category in [16] can be interpreted in two ways and thus fits into two of our gesture definitions.




Fig. 2. An example of a user initiating a grab gesture to the robotic arm’s end effector during the data collection experiments. Note that this visual depicts the scenario in which the end effector is removed and contact occurs at the robotic arm’s distal plate. Half of the dataset involved contact with the robot through an installed end effector.

As is clear from the existing literature, there is no perfect way to categorize human touches due to their analog nature. Prior works highlight the necessity of defining fewer classes for the purpose of improving accuracy, emphasizing that class definitions can ultimately be a trade-off with application [18]. In the effort of enabling pHRI tasks, we construct our four categories to consider a wide variety of contacts, while still simplistically combining nuanced differences into functional groups. These groups could 1) be intentionally leveraged to communicate from human to robot, 2) be combined hierarchically with other algorithms to discern intra-group differences, and 3) cover a broad scope of potential unorchestrated human-robot interactions.

B. State-Based and Transition-Based Approaches

A robot can keep track of occurrences of the four gestures throughout time series data in two ways: by identifying the current state (i.e. determining gesture occurrence and type) or by identifying transitions between states (i.e. recognizing a change of gesture occurrence or type). We refer to the start and end transition of a gesture as the “onset” and “offset” of the gesture, respectively. A system that implements a state-based touch gesture identification model can infer the transition events, as can a transition-based model infer the current state. Thus, a system only has to implement one of these strategies accurately to effectively gain the same information. The models developed in this paper pursued the state-based approach.

C. Dataset Generation

The data used in this project was collected in the Salisbury Robotics Lab, using a UR5e collaborative robotic arm. The internal six-axis wrist force-torque sensor and its design as a collaborative system renders the UR5e an attractive option for pHRI applications in which a robot’s sense of force-based touch perception could offer extensive new capabilities.

The dataset used for training and testing the models is composed of force readings from two user subjects who were instructed to apply each of the four gesture types to the end

of the robotic arm. Half of the data was collected with an end effector installed, while the other half omitted any end effector, allowing the users to touch the plate at the end of the robotic arm directly, pictured in Figure 2. This split is intentional, as these techniques are designed to be agnostic to the installed end effector, as long as it is rigid enough to transfer forces to the wrist with low enough damping and latency. In all cases, the robotic arm was stationary in a configuration pictured in Figure 2. Users were instructed to vary which hand and the part of their hand used as well as the pressure, duration, and location of the contact.

The dataset represents 24 minutes of force-torque sensor readings sampled at 500 Hz. The raw data was filtered to remove noise, then cut into 600 millisecond duration overlapping snippets, generated at 100 millisecond increments. The chosen duration distinguishes taps from touches (long enough for entire taps to appear within a single snippet whereas touches took longer for all of the collected examples) and is appropriately short enough for a robot employing this technique to make sufficiently real-time decisions.

The models described herein used the three force channels only, since the focus of this work is to identify the type of contact gesture occurring at the end effector. Future iterations could incorporate the torque channels to improve accuracy in this endeavor. Six-axis force-torque sensors provide enough information to localize point contacts [26], so this could be a possibility with our dataset in future studies.

III. FEATURE SETS

This work explores several feature sets, including the full filtered data itself. The other five feature sets employed by some of these models decrease the dimensionality and emulate other techniques in the literature. The permutations of feature sets and algorithms employed in this research are illustrated in Figure 3.

A. Autoencoder Bottleneck

Two of the five reduced-size feature sets were generated using a reconstruction convolutional autoencoder model. These models learn a compressed version of the original

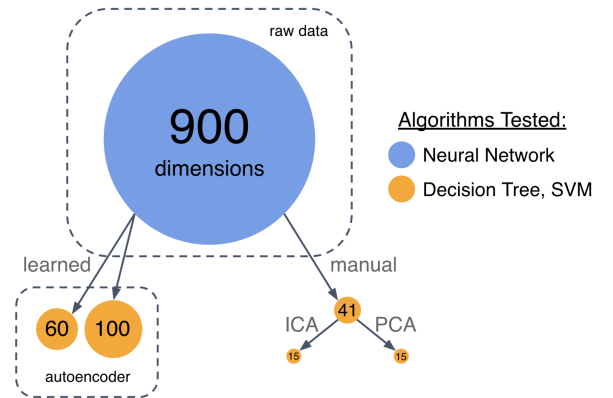


Fig. 3. Six feature sets and three classification algorithms were tested, for a total of 11 models. The above shows the feature sets’ relationships, relative dimensionality, and algorithm(s) employed on them.

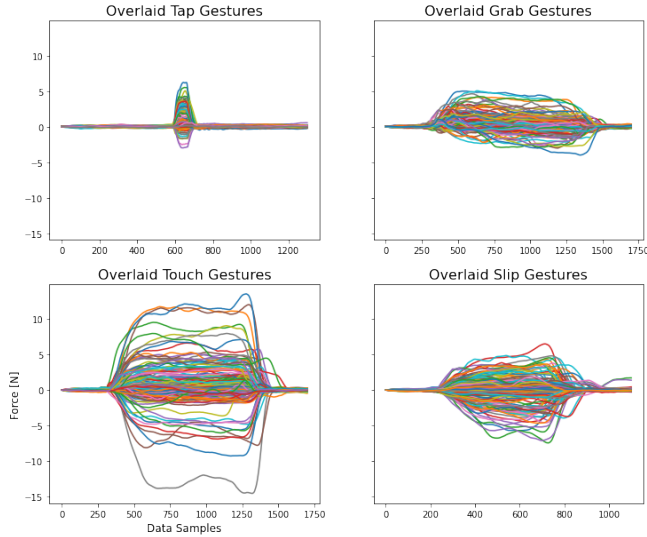


Fig. 4. The above plots illustrate groupings of each gesture type of similar duration as they appear through force sensor readings. All x and y axis scales are shared.

snippet at the network’s bottleneck [27]. Manual verification determined the efficacy of these models by comparing their output vectors to their input vectors. Two feature sets were constructed in this way: one of 100 dimensions for a compression ratio of 9, and another of 60 dimensions for a compression ratio of 15, described by the size of the bottleneck layer. We explored higher compression ratios (20+), but those models did not converge to give a reconstructable output for our dataset.

B. Manual Feature Selection

The remaining three reduced-size feature sets were constructed manually based on distinguishing characteristics between the gestures in the force-torque sensor readings (see Figure 4). These visuals provided insight into characteristics that could both unify examples of the same gesture and discriminate from other gestures.

41 features were designed to capture some of these critical characteristics. These features correlate with other feature sets employed on similar data in prior works [18], [19], [20], [21]. The initial force level of every data snippet is subtracted out prior to feature calculation such that the features are invariant in the presence of a DC bias. Prior to their usage in training the subsequent algorithms, each feature was normalized to span $[0, 1]$. The features (f_i) are listed in Table II, which indicates which quantities store their maximum and minimum as features, and which quantities store their values per three force channels as features.

We omit further discussion of calculating the simplest features: slope (f_1 - f_5) and its duration (f_6 - f_8), curvature (f_7 - f_{11}) and its duration (f_{12}), standard deviation (f_{13}), and third-order polynomial fit coefficients (f_{14} - f_{22}). The third-order polynomial fit coefficients are calculated using least-square error method; the offset is ignored while the linear, quadratic, and cubic coefficients are stored for each force channel (f_{14} - f_{22}). The remaining features are described in more detail below.

TABLE II
MANUAL FEATURES COMPUTED ON FORCE SIGNAL

#	Feature	Max/Min	Per Channel
1-2	Peak Slope	✓	
3-5	Average Slope		✓
6-8	High Slope Duration		✓
7-8	Peak Curvature (2nd derivative)	✓	
9-11	Average Curvature	✓	
12	High Curvature Duration		
13	Standard Deviation		
14-22	Third-Order Polynomial Fit Coefficients		✓
23-24	Window Main-Lobe Matching (Upward Tap Profile)	✓	
25-26	Window Main-Lobe Matching (Downward Tap Profile)	✓	
27-32	Spectrogram Slice Linear Fit	✓	✓
33-35	Spectral Rolloff		✓
36-38	Spectral Centroid		✓
39-41	Spectral Flatness		✓

1) *Tap Profile*: Their impulse-like nature means tap gestures all resemble a similar profile, albeit differing in direction and magnitude. A method that compares an input signal to a pre-selected template signal is called window main-lobe matching [28]. To implement, all snippet channel data are compared to a template tap profile. If the data points closely resemble the template, the resulting correlation error is low. Mathematically, a normalized correlation error ξ is given by:

$$\xi = \frac{\epsilon}{\sum_{t=a}^b X^2(t)} \quad (1)$$

$$\text{where } \epsilon = \sum_{t=a}^b [X(t) - |A|W(t)]^2 \quad (2)$$

$$\text{and } A = \frac{\sum_{t=a}^b X(t)W(t)}{\sum_{t=a}^b W^2(t)} \quad (3)$$

ξ is a normalized form of the error ϵ of an input signal $X(t)$ of length $b - a$ compared to a template signal $W(t)$, selected from the template data. A is a scaling factor to ensure scale-independence, meaning a high force template tap could still be useful in detecting a tap of low force. Per snippet, two 320-millisecond templates – one for an upwards tap, one for a downwards tap – are compared against each of the force channels. Both the lowest and highest error ξ to each template are stored, yielding features f_{23} through f_{26} .

2) *Spectrogram Slice Linear Approximation*: Noting the time series similarity between force and audio data, we employed many techniques commonly used for audio signal analysis [29]. One such technique is short-time Fourier transform, which quantifies the frequency content throughout a time series signal. Previous studies indicate that humans have particular tremor frequencies [30] that could be injected into a robotic system’s force-torque sensor readings at the occurrence of human contact. Figure 5 demonstrates the abil-

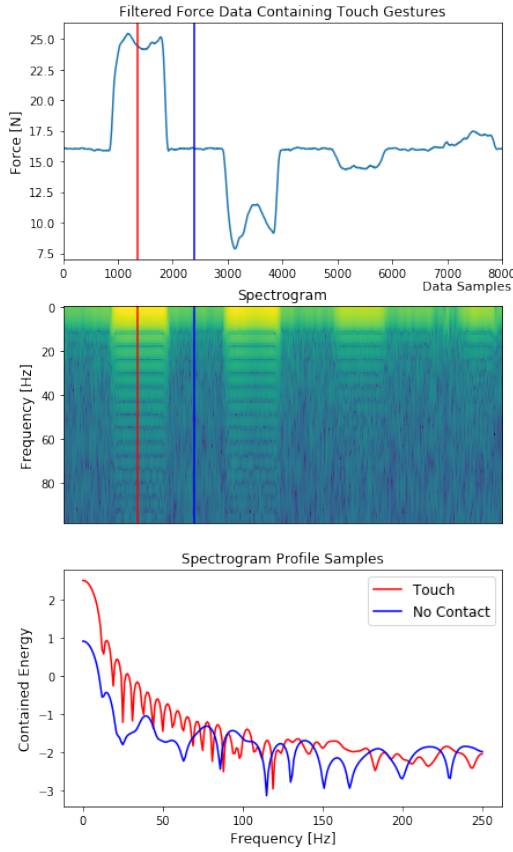


Fig. 5. Force data (top) produces a spectrogram (center) that displays more energetic frequency content at low frequencies during touch events than during periods of no human contact. This is captured by a linear approximation for a time slice of the frequency content. Two example slice profiles are illustrated (bottom), with their corresponding time stamps marked in the upper two plots.

ity of this tool to distinguish contact from non-contact, the former of which exhibit higher energies of lower frequencies.

For each of the three channels and through time, a linear line with least squared error is computed for the spectrogram slice profile. Of these, the maximum, minimum, and average value for both the slope and offset are stored as features f_{27} through f_{32} .

3) *Spectral Rolloff, Centroid, and Flatness*: Among several other ways of characterizing frequency content from a generated spectrogram [31] are:

- Spectral rolloff: the frequency beyond which a diminishing proportion of the total energy is contained.
- Spectral centroid: a measure akin to the “center of mass” of the frequency content.
- Spectral flatness: a quantification of tone-like versus noise-like characteristics.

The remaining nine features, f_{33} through f_{41} , are the average values of spectral rolloff, spectral centroid, and spectral flatness across each of the three force data channels.

C. Principal and Independent Component Analysis

Lower dimensional representations of the manually selected features f_1 through f_{41} are also evaluated, via principal component analysis (PCA), as used in [5], and inde-

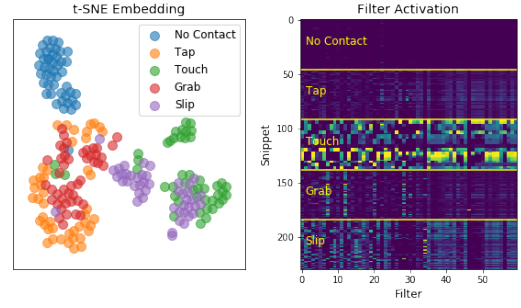


Fig. 6. A t-SNE plot (left) of a convolutional layer for the validation set indicates clustering of gesture types, and filter activations (right) throughout the CNN demonstrates similar activation patterns within like gesture types.

pendent component analysis (ICA). Using PCA, 15 principal components are selected to maintain 95% of the training data variance at a reduced dimensionality. To match the PCA feature set size, 15 independent components are generated using ICA.

IV. ALGORITHMS

A. Models for Autoencoder Feature Sets

The autoencoders trained to generate the two learned feature sets discussed in Section III-A are convolutional neural networks (CNNs) [32], [33] built using Keras [34]. Both autoencoder models use 128 filters, optimized with the Adam optimizer [35] with a learning rate of $1e-4$ over 1000 epochs with a batch size of 128, saving the weights corresponding to the lowest validation loss.

B. Classifiers

This research evaluates three classifier algorithm types: decision trees, support vector machines (SVM), and neural network classifiers. While all three algorithms generally improve with larger datasets, the size of a sufficiently large dataset for neural network classifiers is particularly difficult to determine [36] and was not guaranteed to be met by our collected dataset.

We constructed and searched over 1D CNNs where filters are learned to perform temporal convolutions. We opted for simple linear convolutions instead of dilated convolutions [23], recurrent neural networks, or variants including LSTMs [37], as our force signal application has near-sighted contexts and does not require solving long-term dependencies. Figure 6 shows validation set t-SNE and filter activation plots.

A neural architecture search [38] was performed through two selection rounds: the first round stored several models with the highest validation accuracy over 200 epochs with a batch size of 128, and a second round trained that limited set of models for an additional 1000 epochs at a 10x slower learning rate, saving the lowest validation loss thereafter. The hyperparameter search was necessary and non-trivial, as indicated by the sporadic, often underwhelming, and frequently overfitting results pictured in Figure 8. All optimization used the Adam optimizer [35]. The final model has 16 filters, an initial learning rate of $1e-4$, and 5 convolution layers, each followed by a dropout layer to mitigate overfitting [39], with

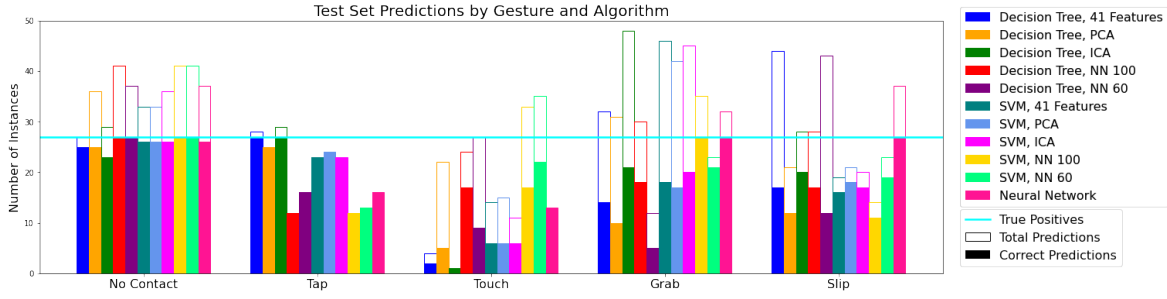


Fig. 7. This plot shows the true and false positives for each of the 11 trained classification models for each of the 5 state-based categories on the test set.

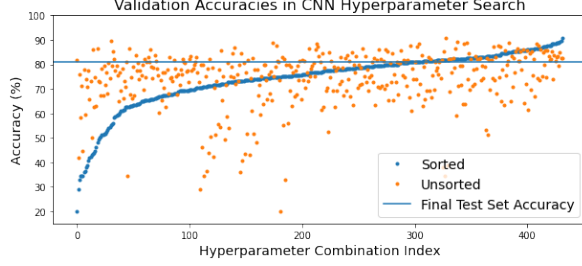


Fig. 8. Plot of highest validation accuracies obtained at each index through the initial hyperparameter search round. The sorted points display the same data in ascending order as the unsorted points. The test set accuracy line indicates above it all of the models that overfit to the training data.

dropout rates of 0.5 after the first 3 convolution layers and 0.1 after the last 2.

Hyperparameter searches were performed for each feature set on the decision tree and SVM algorithms. The hyperparameters that yielded the highest validation set accuracy at the end of the second training round were selected. The Appendix has details on the iterated hyperparameters.

V. RESULTS

The training set contains 319 snippets for each of the five states, totaling 1,595 examples. A held-out validation set contains 46 snippets for each category, totaling 230 examples. Performance on this validation set determined the hyperparameter values employed per algorithm and feature set combination. The separate test set contains 27 snippets per category, for 135 examples.

The held-out test set accuracy results are given in Table III, and a breakdown of true and false positives across all models and gesture types is plotted in Figure 7 (note that the cyan “True Positives” horizontal line applies to all gestures,

TABLE III
TEST SET ACCURACIES BY FEATURE SET AND ALGORITHM

Feature Set	Decision Tree	SVM	NN
Manual	63%	66%	-
PCA	57%	67%	-
ICA	68%	68%	-
Autoencoder 60	67%	70%	-
Autoencoder 100	51%	76%	-
Force Data	-	-	81%

TABLE IV
CONFUSION MATRICES

		Predicted Gesture				
		a	b	c	d	e
Decision Tree with ICA						
Actual Gesture	No Contact (a)	23	0	0	3	1
	Tap (b)	0	27	0	0	0
	Touch (c)	4	0	1	19	3
	Grab (d)	2	0	0	21	4
	Slip (e)	0	2	0	5	20
SVM with NN 100						
Actual Gesture	No Contact (a)	27	0	0	0	0
	Tap (b)	14	12	0	1	0
	Touch (c)	0	0	17	7	3
	Grab (d)	0	0	0	27	0
	Slip (e)	0	0	16	0	11
Neural Network						
Actual Gesture	No Contact (a)	26	0	0	1	0
	Tap (b)	11	16	0	0	0
	Touch (c)	0	0	13	4	10
	Grab (d)	0	0	0	27	0
	Slip (e)	0	0	0	0	27

given the balanced set). Despite a small dataset, the best performing algorithm is the neural network classifier, which uses the force data directly as its feature set, obtaining a test set accuracy of 81%.

Using reported data from [18] of predictions among their 14 classes, we are able to compare our results to this prior work, which used an SVM algorithm on a manually-constructed feature set of 54 dimensions. Combining their categories into our definitions as outlined in Table I and correcting for the resulting unbalanced dataset, Jung et al. obtain a test set accuracy of 81.5% within our gestural dictionary.² Notably, our algorithms matched their performance on our categories using a dataset less than a quarter of the size of theirs (1,960 examples versus their 7,805). This similar performance to our neural network’s 81% indicates 1)

²81.5% accuracy is among the 4 categories of tap, touch, grab, and slip, excluding the no contact category due to lack of those results in [18].

the promise of force-torque sensors over more complicated sensors (such as pressure sensor arrays in [18]) to discern our proposed categories, 2) the validity and data efficiency of our four gesture definitions against those of other works, 3) the nonessential role of feature computation over using the raw data, and 4) the reproducibility of our results.

After the neural network with the raw data, the next best performance is 76% with the SVM algorithm with the autoencoder bottleneck feature set of dimension 100. These top neural network and SVM models perform markedly better than the best decision tree model, which obtains 68% accuracy using the ICA feature set.

Confusion matrices for the top performing algorithms of each category (decision tree, SVM, neural network) are presented in Table IV. These matrices indicate the weaknesses of each model. For example, the highest performing decision tree model's accuracy is skewed upward because the confusion matrix (top in Table IV) indicates this particular model seldom predicts touch gestures, inflating the likelihood of correctly guessing the other four categories. The model misclassified most of the actual touch gestures as grabs.

The neural network and SVM models displayed similar patterns of misidentification. For the neural network, approximately half of all touch gestures were misclassified, either as slip or grab gestures. Additionally, while still correctly classifying the majority of tap gestures, the neural network model incorrectly labeled a significant portion as no contact. Tap gestures had some of the highest recall in the training and validation sets, so this difference in the test set was unexpected. Further inspection indicated that several of the tap instances in the test set were particularly low in amplitude in comparison to the training examples.

VI. FUTURE WORK

A. Suggestions for the Field

Given our comprehensive comparison of feature sets and classification algorithms on a single dataset with a standard, convenient sensor, we intend for our results to inform future developments in human touch gesture recognition. Our ability to compare all tested combinations against each other yields the following list of conclusions otherwise absent from the previous works in the field:

- 1) A well-tuned neural network using raw sensor data as its feature set can outperform other algorithms and feature sets, even using a medium-sized dataset (on the order of 1000 examples). Design and computational effort in calculating manual features can be unnecessary.
- 2) Complex, fragile tactile sensors can be met and even surpassed in performance by simple, ubiquitous force-torque sensors, which are conveniently built into most common pHRI robotic platforms.
- 3) Our gesture dictionary outlines four broad yet distinct categories, covering as much scope in fewer categories than several previously proposed definition sets. The accuracies obtained in our work are reproducible since they match those reported by others, after correcting for categorization labels.

B. Increase Accuracy and Robustness

Using our conclusions to make progress in pHRI demonstrations, we intend to pursue further improvements in our classification methods. Techniques such as distillation [40], majority vote across multiple algorithm outputs, and data augmentation can improve performance using the existing dataset. These models can be made more robust by expanding the dataset [38], [41] through more human experiments. A larger dataset in concert with distillation and/or data augmentation will likely improve the accuracy and generalizability of these developed models.

C. Active Exploration of Environment

The developed models so far identify contact events inflicted by a human on a robot. There exists enormous opportunity for the robot to learn more about its environment and human collaborators if it performs its own active exploration. For instance, a robotic arm could determine a measure of stability of a human's grasp by actively quantifying the mechanical impedance the human imposes through the grasped object. Such a measure could be critical in human-robot handovers of fragile objects.

VII. CONCLUSION

With results that match previous research, this work provides formerly unclear enlightenment on how to design feature sets and classification algorithms for the purpose of interpreting human contact. Common and inexpensive haptic sensors can obtain high accuracies, comparable to the performance of complex tactile sensor arrays. Equipping a robotic system with the ability to understand aspects of human touch can enable them to collaborate effectively and efficiently, one day with as much elegance as physical human-human interactions.

APPENDIX

The following are the hyperparameters varied during our searches for each algorithm-feature set combination. *Decision Tree*: max. tree depth, min. samples per leaf, min. samples per split, random state variable (for repeatability). *SVM*: regularization parameter, kernel type, kernel coefficient (for 'rbf', 'poly', and 'sigmoid' kernels), decision shape, random state variable. *Neural Network*: network topology, learning rate, filters, early layer dropout, late layer dropout.

ACKNOWLEDGMENTS

This work was supported by the National Defense Science and Engineering Graduate Fellowship and in part by the Amazon Research Awards Program.

REFERENCES

- [1] T. L. Chen, T. Bhattacharjee, J. L. McKay, J. E. Borinski, M. E. Hackney, L. H. Ting, and C. C. Kemp, "Evaluation by expert dancers of a robot that performs partnered stepping via haptic interaction," *PLoS one*, vol. 10, no. 5, p. e0125179, 2015.
- [2] K. Nagata, Y. Oosaki, M. Kakikura, and H. Tsukune, "Delivery by hand between human and robot based on fingertip force-torque information," in *Proceedings. 1998 IEEE/RSJ International Conference on Intelligent Robots and Systems. Innovations in Theory, Practice and Applications (Cat. No.98CH36190)*, vol. 2, 1998, pp. 750–757.

- [3] J. Konstantinova, S. Krivic, A. Stilli, J. Piater, and K. Althoefer, "Autonomous object handover using wrist tactile information," in *Towards Autonomous Robotic Systems*, Y. Gao, S. Fallah, Y. Jin, and C. Lekakou, Eds. Cham: Springer International Publishing, 2017, pp. 450–463.
- [4] W. He and D. Sidobre, "Improving human-robot object exchange by online force classification," 2015.
- [5] A. Jain and C. C. Kemp, "Improving robot manipulation with data-driven object-centric models of everyday forces," *Autonomous Robots*, vol. 35, no. 2, pp. 143–159, 2013.
- [6] Y. Li, J.-Y. Zhu, R. Tedrake, and A. Torralba, "Connecting touch and vision via cross-modal prediction," in *Proceedings of the IEEE Conference on Computer Vision and Pattern Recognition*, 2019, pp. 10 609–10 618.
- [7] M. J. Sadigh and H. Ahmadi, "Safe grasping with multi-link fingers based on force sensing," in *2009 IEEE International Conference on Robotics and Biomimetics (ROBIO)*, 2009, pp. 1796–1802.
- [8] W. P. Chan, C. A. Parker, H. M. Van der Loos, and E. A. Croft, "Grip forces and load forces in handovers: Implications for designing human-robot handover controllers," in *Proceedings of the Seventh Annual ACM/IEEE International Conference on Human-Robot Interaction*, ser. HRI '12. New York, NY, USA: Association for Computing Machinery, 2012, p. 9–16. [Online]. Available: <https://doi-org.proxy.library.upenn.edu/10.1145/2157689.2157692>
- [9] K. Strabala, M. K. Lee, A. Dragan, J. Forlizzi, S. S. Srinivasa, M. Cakmak, and V. Micelli, "Toward seamless human-robot handovers," *J. Hum.-Robot Interact.*, vol. 2, no. 1, p. 112–132, Feb. 2013. [Online]. Available: <https://doi.org/10.5898/JHRI.2.1.Strabala>
- [10] A. H. Mason and C. L. MacKenzie, "Grip forces when passing an object to a partner," *Experimental Brain Research*, vol. 163, pp. 443–456, 2005.
- [11] M. K. Pan, V. Skjervøy, W. P. Chan, M. Inaba, and E. A. Croft, "Automated detection of handovers using kinematic features," *The International Journal of Robotics Research*, vol. 36, no. 5-7, pp. 721–738, 2017.
- [12] J. N. Bailenson, N. Y. Ph.D., S. B. Ph.D., D. Merget, and D. Koslow, "Virtual interpersonal touch: Expressing and recognizing emotions through haptic devices," *Human-Computer Interaction*, vol. 22, no. 3, pp. 325–353, 2007. [Online]. Available: <https://www.tandfonline.com/doi/abs/10.1080/07370020701493509>
- [13] J. N. Bailenson and N. Yee, "Virtual interpersonal touch and digital chameleons," *Journal of Nonverbal Behavior*, vol. 31, pp. 225–242, 2007. [Online]. Available: <https://doi.org/10.1007/s10919-007-0034-6>
- [14] F. Vigni, E. Knoop, D. Prattichizzo, and M. Malvezzi, "The role of closed-loop hand control in handshaking interactions," *IEEE Robotics and Automation Letters*, vol. 4, no. 2, pp. 878–885, 2019.
- [15] S. Brave, C. Nass, and E. Sirinian, "Force-feedback in computer-mediated communication," *Universal Access in HCI: Towards an Information Society for All*, vol. 3, 2001.
- [16] S. Yohanan and K. E. MacLean, "The role of affective touch in human-robot interaction: Human intent and expectations in touching the haptic creature," *International Journal of Social Robotics*, vol. 4, no. 2, pp. 163–180, 2012.
- [17] M. Cooney, S. Nishio, and H. Ishiguro, "Affectionate interaction with a small humanoid robot capable of recognizing social touch behavior," *ACM Transactions on Interactive Intelligent Systems (TiiS)*, vol. 4, no. 4, pp. 1–32, 2014.
- [18] M. M. Jung, M. Poel, R. Poppe, and D. K. Heylen, "Automatic recognition of touch gestures in the corpus of social touch," *Journal on multimodal user interfaces*, vol. 11, no. 1, pp. 81–96, 2017.
- [19] D. Silvera Tawil, D. Rye, and M. Velonaki, "Interpretation of the modality of touch on an artificial arm covered with an eit-based sensitive skin," *The International Journal of Robotics Research*, vol. 31, no. 13, pp. 1627–1641, 2012.
- [20] F. Alonso-Martín, J. J. Gamboa-Montero, J. C. Castillo, Á. Castro-González, and M. Á. Salichs, "Detecting and classifying human touches in a social robot through acoustic sensing and machine learning," *Sensors*, vol. 17, no. 5, p. 1138, 2017.
- [21] S. Golz, C. Osendorfer, and S. Haddadin, "Using tactile sensation for learning contact knowledge: Discriminate collision from physical interaction," in *2015 IEEE International Conference on Robotics and Automation (ICRA)*. IEEE, 2015, pp. 3788–3794.
- [22] N. Briquet-Kerestedjian, A. Wahrburg, M. Grossard, M. Makarov, and P. Rodriguez-Ayerbe, "Using neural networks for classifying human-robot contact situations," in *2019 18th European Control Conference (ECC)*. IEEE, 2019, pp. 3279–3285.
- [23] M. A. Lee, Y. Zhu, K. Srinivasan, P. Shah, S. Savarese, L. Fei-Fei, A. Garg, and J. Bohg, "Making sense of vision and touch: Self-supervised learning of multimodal representations for contact-rich tasks," in *2019 International Conference on Robotics and Automation (ICRA)*. IEEE, 2019, pp. 8943–8950.
- [24] B. Sundaralingam, A. S. Lambert, A. Handa, B. Boots, T. Hermans, S. Birchfield, N. Ratliff, and D. Fox, "Robust learning of tactile force estimation through robot interaction," in *2019 International Conference on Robotics and Automation (ICRA)*, 2019, pp. 9035–9042.
- [25] M. Pan, E. Knoop, M. Backer, and G. Niemeyer, "Fast handovers with a robot character: Small sensorimotor delays improve perceived qualities," in *IEEE/RSJ International Conference on Intelligent Robots and Systems (IROS)*, 2019.
- [26] J. Salisbury, "Interpretation of contact geometries from force measurements," in *Proceedings. 1984 IEEE International Conference on Robotics and Automation*, vol. 1. IEEE, 1984, pp. 240–247.
- [27] G. E. Hinton and R. R. Salakhutdinov, "Reducing the dimensionality of data with neural networks," *science*, vol. 313, no. 5786, pp. 504–507, 2006.
- [28] V. Rao, P. Gaddipati, and P. Rao, "Signal-driven window-length adaptation for sinusoid detection in polyphonic music," *IEEE Transactions on Audio, Speech, and Language Processing*, vol. 20, no. 1, pp. 342–348, 2012.
- [29] G. Peeters, "A large set of audio features for sound description (similarity and classification) in the cuidado project," *CUIDADO IST Project Report*, vol. 54, no. 0, pp. 1–25, 2004.
- [30] R. N. Stiles and J. E. Randall, "Mechanical factors in human tremor frequency," *Journal of Applied Physiology*, vol. 23, no. 3, pp. 324–330, 1967, pMID: 6047952. [Online]. Available: <https://doi.org/10.1152/jappl.1967.23.3.324>
- [31] B. McFee, C. Raffel, D. Liang, D. P. Ellis, M. McVicar, E. Battenberg, and O. Nieto, "librosa: Audio and music signal analysis in python," in *Proceedings of the 14th python in science conference*, vol. 8, 2015, pp. 18–25.
- [32] S. Kiranyaz, O. Avci, O. Abdeljaber, T. Ince, M. Gabbouj, and D. J. Inman, "1d convolutional neural networks and applications: A survey," *arXiv preprint arXiv:1905.03554*, 2019.
- [33] O. Ronneberger, P. Fischer, and T. Brox, "U-net: Convolutional networks for biomedical image segmentation," in *International Conference on Medical image computing and computer-assisted intervention*. Springer, 2015, pp. 234–241.
- [34] A. Géron, *Hands-on machine learning with Scikit-Learn, Keras, and TensorFlow: Concepts, tools, and techniques to build intelligent systems*. O'Reilly Media, 2019.
- [35] D. P. Kingma and J. Ba, "Adam: A method for stochastic optimization," *arXiv preprint arXiv:1412.6980*, 2014.
- [36] J. G. A. Barbedo, "Impact of dataset size and variety on the effectiveness of deep learning and transfer learning for plant disease classification," *Computers and Electronics in Agriculture*, vol. 153, pp. 46 – 53, 2018. [Online]. Available: <http://www.sciencedirect.com/science/article/pii/S0168169918304617>
- [37] S. Hochreiter and J. Schmidhuber, "Long short-term memory," *Neural computation*, vol. 9, no. 8, pp. 1735–1780, 1997.
- [38] T. Elsken, J. H. Metzen, and F. Hutter, "Neural architecture search: A survey," *arXiv preprint arXiv:1808.05377*, 2018.
- [39] N. Srivastava, G. Hinton, A. Krizhevsky, I. Sutskever, and R. Salakhutdinov, "Dropout: a simple way to prevent neural networks from overfitting," *The journal of machine learning research*, vol. 15, no. 1, pp. 1929–1958, 2014.
- [40] G. Hinton, O. Vinyals, and J. Dean, "Distilling the knowledge in a neural network," *arXiv preprint arXiv:1503.02531*, 2015.
- [41] D. Ellis and N. Morgan, "Size matters: An empirical study of neural network training for large vocabulary continuous speech recognition," in *1999 IEEE International Conference on Acoustics, Speech, and Signal Processing. Proceedings. ICASSP99 (Cat. No. 99CH36258)*, vol. 2. IEEE, 1999, pp. 1013–1016.