

# KATRec: Knowledge Aware aTtentive Sequential Recommendations

Mehrnaz Amjadi\*

MAMJAD2@UIC.EDU

Danial Mohseni-Taheri\*

SMOHSE3@UIC.EDU

Theja Tulabandhula

TT@THEJA.ORG

*Information and Decision Sciences*

*University of Illinois*

*Chicago, IL 60607, USA*

## Abstract

Sequential recommendation systems model dynamic preferences of users based on their historical interactions with platforms. Despite recent progress, modeling short-term and long-term behavior of users in such systems is nontrivial and challenging. To address this, we present a solution enhanced by a knowledge graph called KATRec (Knowledge Aware aTtentive sequential Recommendations). KATRec learns the short and long-term interests of users by modeling their sequence of interacted items and leveraging pre-existing side information through a knowledge graph attention network. Our novel knowledge graph-enhanced sequential recommender contains item multi-relations at the entity-level and users' dynamic sequences at the item-level. KATRec improves item representation learning by considering higher-order connections and incorporating them in user preference representation while recommending the next item. Experiments on three public datasets show that KATRec outperforms state-of-the-art recommendation models and demonstrates the importance of modeling both temporal and side information to achieve high-quality recommendations.

**Keywords:** Sequential recommendations, attention mechanism, bidirectional transformers, knowledge graph.

## 1. Introduction

With the exploding growth of online platforms in recent years, recommendation systems have become an essential component in elevating user engagement levels and thus have taken a central role in business success. Many services leverage historical data of users and their interactions with their service (e.g., an app or a website) to personalize recommendations. Such recommendation systems are increasingly popular in various domains including: e-commerce, social media, search engines, content portals, and online publishing platforms.

In this work, we focus on exploiting the sequential behavior of users in order to predict their upcoming interactions. Existing sequential recommender designs, e.g., Markov chains, recurrent neural networks (RNN), graph convolutional neural networks (GCN), and self-attention based models (to name a few), primarily focus on various ways to model such historical data. However, these sequential models tend to disregard the relationship between items. In particular, platforms usually have access to two types of information that can be

\* Equal contribution.

valuable for recommendations: (i) interactions of users and the service, which may evolve over time, and (ii) side information about users, items, and other auxiliary components. Recommender systems can generate more relevant content by taking advantage of item relations that are hard to elicit from interaction sequences of users. Such side information about the items can be based on higher-order item-entity connections and co-occurrence patterns, which can provide implicit information about related items (for instance, a mouse and a laptop).

Efficient exploitation of both temporal data of users and side information is the primary gap this paper attempts to fill. While there are many well-performing solutions in the literature, they do not effectively capture both types of information. For instance, models such as BERT4Rec, SASRec, and GRU4Rec (Sun et al., 2019; Kang and McAuley, 2018; Hidasi et al., 2015) heavily focus on the temporal aspect by encoding user behavior sequences. Another stream of literature focuses on graph structure to capture item relations and side information, for example: TransE (Bordes et al., 2013), TransH (Wang et al., 2014), and TransR Lin et al. (2015). In this work, we build on both these prior works and provide a novel way to integrate them. We follow this up by systematically exploring the importance of capturing both types of information on recommendation quality.

To capture the short-term preferences, long-term interests, and item-item relations, we propose the Knowledge Aware aTtentive Sequential Recommendations (KATRec) system. Our recommendation system consists of two modules: (i) a bidirectional transformer, which captures sequential interests by considering the inter-dependencies among items at any temporal distance, and (ii) a knowledge graph attention network that models higher-order user-item and item-item relations. The user-item relations are based on the interactions of users with items, e.g., click, purchase, view, etc., and capture *collaborative information*. The item-item relations capture the *semantic relatedness* among items based on their shared entities (e.g., movies with the same actor or genre). The importance of capturing such information while making sequential recommendations has been previously discussed in Ji et al. (2019); Ma et al. (2019); Zhang et al. (2020) to name a few. In addition to first-order relations, sequential recommendations generated by KATRec can use higher-order connections and relations among items (e.g., an individual can be an actor in a movie and a producer in another). Figure 1 illustrates two sequences of user interactions. A traditional sequential recommendation system models these two users differently, as they interact with different movies, although these users show similar interests to movies with shared entities (genre, actor, producer, etc.). Therefore, incorporating information using a knowledge graph can enhance their representations, and consequently improve recommendation performance Wang et al. (2019b); Zhao et al. (2019).

This work proposes a novel deep neural network architecture incorporating both sequential behavior of users and side information about items. Our proposed structure captures the temporal information using a sequential attention mechanism and spatial information via a knowledge graph attention mechanism. To summarize, the key contributions of this work are:

- KATRec builds on a knowledge graph neural network that captures multi-relationships between items by tying them together using the underlying entities. This allows for better representations of items and enhances the recommendation performance.

- KATRec models the short-term and long-term user preferences by adaptively aggregating dynamic interactions and item-item multi-relations through a gating mechanism. This mechanism can significantly alleviate the sparsity in both user sequences and item relationships.
- KATRec captures co-occurrence information and collaborative signals by leveraging attention mechanisms in the knowledge graph, which ultimately impact the attention weights in the bidirectional transformer module and the overall recommendations.
- We conduct experiments to evaluate the impact of different components on the performance of KATRec, and show that it outperforms state-of-the-art baselines on three public datasets.

The paper is organized as follows: in Section 2, we review the relevant prior literature. Section 3 defines the problem and presents the new architecture KATRec. We conduct a detailed comparison of the performance of KATRec with multiple competitive baselines in Section 4. Section 5 concludes with some pointers to future directions.

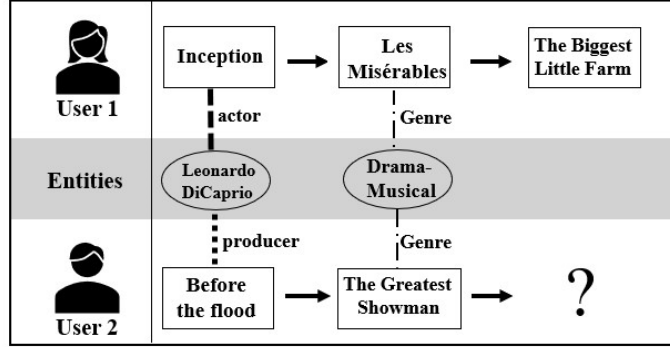


Figure 1: Sequential interactions of two users with the systems. While users interact with different items, their collaborative signal can be detected via shared entities.

## 2. Literature Review

**General Recommendations:** Early work on recommendation systems uses collaborative filtering (CF) to make recommendations based on common interests between users (Koren, 2008), which can be modeled using either explicit or implicit ratings (Hu et al., 2008). CF based models usually suffer from the sparsity of the user-item interactions, which makes them susceptible to the cold start problem. To address this issue, newer variants of matrix factorization, including point-wise and pair-wise methods, have been proposed (Rendle et al., 2012; He and McAuley, 2016a).

Recent advances in deep neural networks (DNNs) have resulted in the development of recommendation models that have higher flexibility in learning user and item representations (Zhang et al., 2019). Among several recent works in this area, Wu et al. (2016) and He et al. (2017) use conventional matrix factorization with DNNs to predict ratings

using autoencoders, and also predict user preferences using certain multi-layer perceptron architectures.

**Sequential Recommendations:** Given a user’s temporally structured historical interaction logs, sequential recommendations predict the next item that a user is likely to adopt. Early works incorporated Markov chains to capture the underlying temporal behavior. For example, (Rendle et al., 2010; He and McAuley, 2016a) look at the most recently interacted item(s) to predict the next item to recommend. Newer methods have incorporated higher-order Markov chains to capture a better representation of user behavior. For instance, the Convolutional Sequence Model (Caser) in Tang and Wang (2018) learns the sequential patterns of a user via an embedding matrix of a fixed size that captures the previous  $L$  items, using it as an image input and leveraging convolutional filters. A collection of works has similarly adopted RNNs to encode temporal user preferences into a context vector (Hidasi et al., 2015; Donkers et al., 2017). The attention mechanism has recently been used as a key modeling component for time series data in natural language processing, including in architectures such as the transformer (Vaswani et al., 2017) and BERT (Devlin et al., 2018). Inspired by these initial works, Kang and McAuley (2018) proposes a two-layer transformer decoder, namely SASRec, to capture sequential user behavior. Sun et al. (2019) encodes user preferences with a bidirectional model using the Cloze task setup. While all these models encode sequential preferences of users, they have limited power in capturing the relationships between items themselves and between items and users in a parsimonious way. Our proposed approach aggregates higher-order and multi-relation item connections and dynamic preferences of users to predict the next item while retaining modular interpretability.

**Knowledge-aware Recommendations:** There have been multiple prior works that focus on enhancing recommendation system performance by explicitly considering multi-relations between items (Qin et al., 2020). These models usually leverage the structure of an associated knowledge graph and a static user-item interaction graph to exploit such higher-order relationships, typically through path selection algorithms (Wang et al., 2019c; Lei et al., 2020) and meta-paths heuristics (Huang et al., 2020; Hu et al., 2018). However, these approaches can be sub-optimal for the recommendation objective, and may require a reasonably high degree of domain knowledge, making them less suitable for generating highly relevant recommendations. A recent work focuses on regularizing the recommendation objective by adding a loss that captures the knowledge graph structure (Wang et al., 2019a,b). Due to certain modeling choices, it is not fully clear if higher-order connectivity is being captured effectively, while retaining interpretability. In contrast to these methods, some of which are focused on generic graphs, we incorporate a knowledge graph while taking the higher-order connectivity between entities and their neighbors into account in a parsimonious way, and fuse these signals into an attention-based sequential model that captures dynamic preferences of a user.

### 3. Method

Our goal is to provide a personalized next item recommendation for users based on their history and higher-order relations between items. In this section, we first state a formal definition of the problem, and then we elaborate on different parts of our proposed solution.

### 3.1 Problem Definition and Solution Overview

Given a set of users  $\mathcal{U}$  and items  $\mathcal{I}$ , we have a sequence of items  $\mathcal{S}^u = \{S_1^u, \dots, S_T^u\}$  that user  $u$  has interacted with over  $T$  time steps ( $T = |\mathcal{S}^u|$ ). Also, we have access to side information related to items (e.g., actors, directors, and genre as shown in Figure 1). Based on the historical interaction sequence  $\mathcal{S}^u$ , our goal is to predict the item that user  $u$  is most likely interested in at the next time step  $T + 1$ .

In **KATRec**, we build a knowledge-aware attentive sequential recommendation system to facilitate modeling of dynamic behavior of users while capturing the multi-relations between items. Specifically, our model contains two modules as shown in Figures 3 and 4, namely: (a) a graph neural network  $\mathcal{G}$  which captures item level multi-relations, and (b) a bidirectional transformer module that incorporates item embeddings from the knowledge graph network into the representations of dynamic preferences exhibited by the users. In the following, we discuss the details of each.

### 3.2 Knowledge Graph Module with Attention

This module encodes items' metadata as a unified graph to exploit the higher-order connectivity between items. The graph  $\mathcal{G} = (\mathcal{E}, \mathcal{R})$ , where  $\mathcal{I} \subset \mathcal{E}$ , incorporates entities as nodes and relationships as the edges. For instance, entities in a movie data set include the items and their side information e.g., genres, producer, actor, etc. We use entities as building blocks that capture connections between items, and we focus on paths that start and end with items. Formally, the  $K$ -order connectivity between items is a path that captures a higher-order relationship between items  $(i, j)$  as:  $i \xrightarrow{r_1} n_1 \xrightarrow{r_2} n_2 \xrightarrow{r_3} \dots \xrightarrow{r_K} j$ , where  $(i, j) \in \mathcal{I}$ , entity  $n_k \in \mathcal{E}$ , and relation  $r_k \in \mathcal{R}$  for  $k \in \{1, 2, \dots, K\}$ . In addition to item and entities in the paths, we also model the joint occurrence of commonly related items using a collaborative knowledge graph by adding users as nodes in the graph. In particular, we integrate the item-user relations  $\mathcal{R}_U$  into the knowledge graph, so in the resulting graph, the interactions of users with items are also captured. We can represent the graph by a pair of nodes and their relation as  $\mathcal{G} = \{(h, r, t) | h, t \in \mathcal{E}', r \in \mathcal{R}'\}$ , where  $\mathcal{E}' \subset \mathcal{E} \cup \mathcal{U}$  and  $\mathcal{R}' \subset \mathcal{R} \cup \mathcal{R}_U$ . Figure 2 illustrates a collaborative knowledge graph where movie  $i$  and movie  $j$  are second order neighbors related by entity  $n_1$  in the path  $i \xrightarrow{r_4} n_1 \xrightarrow{r_5} j$  or related by user  $u_2$  in the path  $i \xrightarrow{r_3} u_2 \xrightarrow{r_2} j$ .

In order to encode these relations as item embeddings, we use the TransR method (Lin et al., 2015). TransR learns the embedding of each node and relation via the translation principle:  $W^r e_h + e_r \approx W^r e_t$  ( $e_h, e_t \in \mathbb{R}^d$ ,  $e_r \in \mathbb{R}^k$ , and  $W^r \in \mathbb{R}^{k \times d}$ ), if triplet  $(h, r, t)$  exists in the knowledge graph. For each triplet  $(h, r, t)$  the score is computed using:

$$s(h, r, t) = \|W^r e_h + e_r - W^r e_t\|_2^2,$$

The lower the score of  $s(h, r, t)$  the more likely is the triplet in the KG. Following Wang et al. (2019b), we capture each relation's importance by generating attentive weights between a node and its higher-order neighbors. So, for each node  $h$ , we initially consider all nodes that have the first-order relation with it, i.e.,

$$\mathcal{N}_h = \{(h, r, t) | (h, r, t) \in \mathcal{G}\}.$$

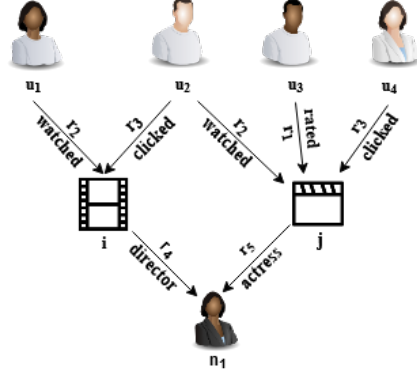


Figure 2: Collaborative knowledge graph relates items  $i$  and  $j$  through user  $u_2$  and entity  $n_1$  with different types of relations.

The first order connectivity of head node  $h$  is defined as the linear combination of its ego network:

$$e_{\mathcal{N}_h} = \sum_{(h,r,t) \in \mathcal{N}_h} \pi(h, r, t) e_t,$$

where attention factor  $\pi(h, r, t)$  controls how much information from tail  $t$  can be propagated to head  $h$  based on relation  $r$  and can be computed as follows:

$$\pi(h, r, t) = (W^r e_t)^\top \tanh(W^r e_h + e_r).$$

This attention mechanism will propagate more information from closer entities in the relationship space. Then, we normalize the coefficients across all  $h$ 's first-order relations using a softmax function:

$$\pi'(h, r, t) = \frac{\exp(\pi(h, r, t))}{\sum_{(h,r',t') \in \mathcal{N}_h} \exp(\pi(h, r', t'))}.$$

We update the node's representations by aggregating its representation and its ego network representation,  $e_h^{(1)} = f_{\mathcal{G}}^{(1)}(e_h, e_{\mathcal{N}_h})$ , where aggregator  $f_{\mathcal{G}}^{(1)}$  is defined as follows:

$$f_{\mathcal{G}}^{(1)} = \sigma\left(W_1^{(1)}(e_h + e_{\mathcal{N}_h})\right) + \sigma\left(W_2^{(1)}(e_h \odot e_{\mathcal{N}_h})\right),$$

where  $\sigma$  is Leaky ReLU activation function and  $W_1^{(1)}, W_2^{(1)} \in \mathbb{R}^{d^{(1)}} \times \mathbb{R}^d$  are trainable weight matrices. We follow a similar intuition of residual connections by aggregating information through the sum of two representations  $e_h$  and  $e_{\mathcal{N}_h}$  to retain a copy of input and learn identity transformation.  $\odot$  is the element-wise product that captures the feature interaction between  $e_h$  and  $e_{\mathcal{N}_h}$ , which ensures the passing of more information from more similar nodes.

For higher-order propagation, we can stack more propagation layers to cascade information from higher-order neighbors. The  $l$ -th step node representation can be formulated as:

$$e_h^{(l)} = f_{\mathcal{G}}^{(l)}(e_h^{(l-1)}, e_{\mathcal{N}_h}^{(l-1)}),$$

where the information cascaded from  $l$ -th ego network is defined as:

$$e_{\mathcal{N}_h}^{(l-1)} = \sum_{(h,r,t) \in \mathcal{N}_h} \pi'(h,r,t) e_t^{(l-1)}.$$

Using this embedding propagation mechanism, the higher-order connectivities can be captured in the node representation after stacking  $L$  layers. Finally, we concatenate these representations into one vector to get the representations of the node.

$$e_h^* = [e_h^{(0)} \parallel \cdots \parallel e_h^{(L)}] \in \mathbb{R}^q,$$

where  $e_h^{(0)} := e_h$  and  $q = d + d^{(1)} + \cdots + d^{(L)}$ . Different layers of knowledge graph attention module are shown in Figure 3.

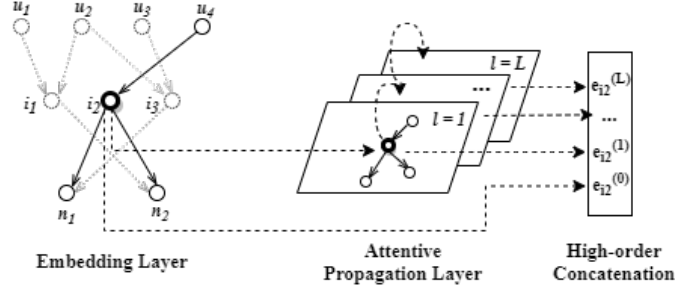


Figure 3: Illustration of different components of the knowledge graph attention module.

### 3.3 Dynamic User Interaction Module

To capture the sequential patterns among successive items interacted by a user, we use the Bidirectional Encoder Representations from Transformers (BERT) model (Vaswani et al., 2017; Devlin et al., 2018). In our context, BERT uses the historical sequence of user  $u$ ,  $S^u$ , and aims to predict the item that the user is interested in the next time step  $T + 1$ . BERT models  $M$  bidirectional transformer layers and revises each item’s representation at each layer by exchanging information across all positions at the previous layer. Our key contribution is that we embed the higher-order connectivity of the item relations into the BERT module to capture user preferences under a more informative context. Below, we briefly discuss the self-attention structure used in the BERT module of KATRec.

*Positional Embedding:* Since the self-attention mechanism doesn’t include any recurrent or convolutional blocks, it cannot be aware of items’ position embeddings. So, we incorporate a learnable positional embedding  $P \in \mathbb{R}^{T \times q}$  into the input embedding:

$$v_i^{(0)} = e_i^* + p_i,$$

where  $v_i^{(0)}$  computes the input representation of items at each position index  $i = 1, \dots, T$ . Concatenating embedding of  $T$  items in a user sequence,  $v_i^{(0)} \in \mathbb{R}^q$ , results in  $V^{(0)} \in \mathbb{R}^{T \times q}$ . Next, this positional embedding matrix is feed into the transformer layer. The transformer

layer contains two sublayers, a multi-head self-attention sublayer, and a position-wise feed-forward network. In the following, we describe each of these sublayers.

*Multi-Head Self-Attention:* The attention mechanism helps the model capture dependencies between each subspace representation pairs at any distance in input sequences simultaneously. To learn information in different representation subspaces, we use multi-head attention (Devlin et al., 2018). First, we linearly project  $V^{(0)}$  into  $k$  subspaces using different learnable projections and then apply attention function on each in parallel to create  $k$  heads  $H_1, \dots, H_k$  as follows.

$$H_j = \text{Attention}(V^{(0)}W_j^{\mathcal{Q}}, V^{(0)}W_j^{\mathcal{K}}, V^{(0)}W_j^{\mathcal{V}})$$

where  $W_j^{\mathcal{Q}}$ ,  $W_j^{\mathcal{K}}$  and  $W_j^{\mathcal{V}}$  are all  $\mathbb{R}^{q \times q/k}$  learnable projection matrices corresponding to head  $j = 1, \dots, k$ . The attention function is scaled dot-product defined as  $\text{Attention}(\mathcal{Q}, \mathcal{K}, \mathcal{V}) = \text{softmax}\left(\frac{\mathcal{Q}\mathcal{K}^\top}{\sqrt{q/k}}\right)\mathcal{V}$ . To compute the Multi-head Attention, we concatenate these  $k$  heads and then project it as follows:

$$\text{MH}(V^{(0)}) = [H_1 \parallel H_2 \parallel \dots \parallel H_k]W^{\mathcal{O}}$$

where the learnable projection matrix  $W^{\mathcal{O}} \in \mathbb{R}^{q \times q}$ . Next, we input  $\text{MH}(V^{(0)})$  to a feed-forward network.

*Position-wise Feed-Forward Network:* Since the self-attention sub-layer mainly leverages linear transformations, we need another sub-layer to implement non-linearity and also capture interactions between different dimensions. We use a position-wise feed-forward network on the outputs of the multi-head self-attention sublayer at each position  $i = 1, \dots, T$ .

$$\text{PFF}(V^{(0)}) = [FF(v_1^{(0)})^\top \parallel \dots \parallel FF(v_T^{(0)})^\top]$$

where  $FF(x) = \text{GELU}(xW^1 + b^1)W^2 + b^2$ , and  $W^1, W^2 \in \mathbb{R}^{q \times 4q}$ ,  $b^1 \in \mathbb{R}^{4q}$  and  $b^2 \in \mathbb{R}^q$  are learnable and shared at different positions.

Furthermore, we apply dropout to the output of both multi-head self-attention and position-wise feed-forward sub-layers. Due to the architecture depth, we also add a residual network to capture item-item interactions better. Finally, we apply the layer normalize (LN). These operations can be summarized as  $\text{LN}(x + \text{Dropout}(\text{sublayer}(x)))$ . In order to learn a more complex representation of items in the sequence, we can stack  $M$  Transformer layers as illustrated in Figure 4.

*Item Co-occurrence Modeling:* Capturing the pairwise item relations plays an important role in the effectiveness and interpretability of the recommendation systems. To include item-item relations more precisely in item embeddings, we concatenate item embeddings learned by sequential module and the knowledge graph.

$$E^* = \sigma(W^E E + W^e e^* + b),$$



where  $E^*$  is the item embeddings.  $E$  is the embedding table of the item learned by sequential part, and  $e^*$  is the item embedding table learned by the knowledge graph.

*Output Layer:* We predict the masked item at time step  $t$  by applying two feed-forward layers with the GELU activation function on hidden state  $v_t^{(M)}$ :

$$P(\mathcal{I}) = \text{softmax}(\text{GELU}(v_t^{(M)} W^P + b^P) E^{*\top} + b^O),$$

where  $W^P, b^P$ , and  $b^O$  are learnable parameters,  $E^* \in \mathbb{R}^{|\mathcal{I}| \times q}$  is the embedding table for item set  $\mathcal{I}$ , and  $P(\cdot)$  is the distribution over the target items.

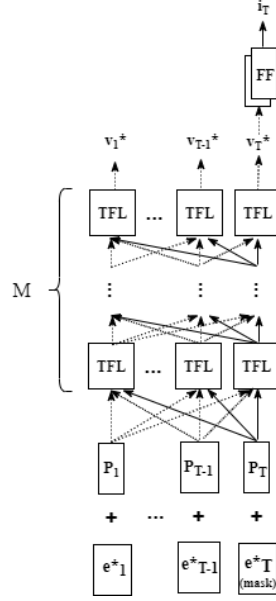


Figure 4: Illustration of dynamic user interaction module. First, we learn the initial item embedding  $e_i^*$  using the knowledge graph attention module. Then, we feed these item embeddings to the user’s interaction sequence  $\mathcal{S}^u$  and pass them through  $M$  layers of the bidirectional transformer (TFL).

### 3.4 Optimization

The loss function of KATRec contains the TransR objective along with a regularizer. In particular, we use the TransR objective to train the entity embeddings. This objective can be minimized by discriminating between valid and invalid triplets in the collaborative knowledge graph:

$$\mathcal{L}_{\mathcal{G}} = \sum_{(h,r,t,t')} -\ln \sigma\left(s(h,r,t') - s(h,r,t)\right) + \lambda \|\Theta\|_2^2, \quad (1)$$

where the sum is over all valid  $(h,r,t) \in \mathcal{G}$  and invalid  $(h,r,t') \notin \mathcal{G}$  triplets in the knowledge graph  $\mathcal{G}$ ,  $\sigma(\cdot)$  is the sigmoid function, and  $\lambda \|\Theta\|_2^2$  models the  $\ell_2$  regularization to prevent

overfitting. Similar to Devlin et al. (2018), we implement the *Cloze task* training approach in addition to pairwise ranking loss in equation (1). In this approach, we randomly mask a portion of items in the input sequence  $\mathcal{S}_u$  to predict them. The loss for each masked input  $\mathcal{S}'_u$  is given by:

$$\mathcal{L}_{BERT} = \frac{1}{|\mathcal{S}_u^m|} \sum_{i_m \in \mathcal{S}_u^m} -\log P(i_m = i_m^* | \mathcal{S}'_u),$$

where  $\mathcal{S}_u^m$  is the set of randomly masked items,  $i_m^*$  is the true item corresponding to the masked item  $i_m$ , and  $P(\cdot)$  is the distribution over the target items. These two losses are jointly minimized over their respective parameters using standard first-order approaches.

## 4. Experiments

We evaluate our model on three real-world datasets, which are different in domain and sparsity<sup>1</sup>. We are going to answer the following questions in this section.

**Q1:** How does KATRec perform compared with the state-of-the-art sequential recommendation methods?

**Q2:** How do different components of the model (e.g., knowledge graph attention mechanism, information aggregation, and pre-training) affect KATRec?

Following prior work Sun et al. (2019); Kang and McAuley (2018), we convert all numeric ratings to positive interaction of 1, which means that the user has interacted with the item. Then, we sort each user’s interactions by timestamp to build her interaction sequence. In this paper, we include users and items with at least ten interactions to ensure data quality Wang et al. (2019b). Similar to prior works, we split the user sequences into three parts. The test dataset includes the most recent item interacted by each user ( $\mathcal{S}_T^u$ ), the validation data set consists of the second most recent item interacted by each user ( $\mathcal{S}_{T-1}^u$ ), and the remaining items in the sequence belong to the training data. To construct knowledge graph aware attention, we first need to build the item knowledge graph for each dataset. We follow Zhao et al. (2019); Wang et al. (2019b) to unveil knowledge graph triplets by mapping items into freebase entities. We include triplets with one-hop and two-hop neighbor entities and filter out entities with less than ten and relations less than fifty occurrences. The statistics of datasets are presented in table 1. For  $\mathcal{L}_G$  in equation (1), we pair each observed triplet with a broken (unobserved) triplet.

### 4.1 Datasets Description

We evaluate our model on three real-world datasets. In the following datasets, we use the 5-core setting, where we remove items and users with less than ten interactions.

**Amazon-book:** Amazon review data is one of the popular datasets in recommendation literature He and McAuley (2016b). The data has been categorized based on the different product categories, and in this paper, we focus on the book product.

**LastFM:** This is music listening dataset collected from Last.fm online music platform Schedl (2016). In this dataset, tracks are viewed as items, and we consider a subset of the

---

1. All code and experiments shall be provided at publication time.

dataset from Jan 2014 to August 2014.

**Yelp2018:** This dataset is adopted from Yelp 2018 challenge. In this dataset, local restaurants and bars are represented as items.

We calculate our dataset’s sparsity based on the number of interactions, users, and items based on  $1 - \frac{\text{Interactions}}{\text{Users} \cdot \text{Items}}$ . Therefore, larger values in the sparsity column represent datasets with smaller interactions for fixed number of users and items. Table 1 shows the properties and the sparsity value of each dataset. It also highlights the fact that LastFM is significantly denser than others.

Table 1: Statistics of datasets

Datsets	Users	Items	Interactions	Entities	Relations	Triples	Sparsity
Amazon-book	70679	24915	846434	88572	39	2557746	99.952%
LastFM	23566	48123	8057269	58266	9	464567	99.289%
Yelp2018	45919	45538	1185068	90961	42	1853704	99.943%

## 4.2 Experimental Settings

### 4.2.1 EVALUATION METRICS

We use two common Top-K metrics to evaluate the performance of our model. Hit@K and NDCG@K count the fraction of the time when the ground truth item is among top K recommendations respectively without and with defining a position-aware weight. Mean Average Precision (MAP) is also a ranked precision metric over all users that emphasizes on correct predictions with position-aware weight. Given a list of top  $K$  predicted items for user  $u$ , denoted as item  $\hat{S}_{1:K}^u$  and the last item  $S_T^u$ , Hit@K, NDCG@K, and are computed by

$$\begin{aligned}
 \text{Hit@K} &= |\hat{S}_{1:K}^u \cap S_T^u| \\
 \text{NDCG@K} &= \sum_{i=1}^K \frac{rel_i}{\log_2(i+1)} \\
 \text{MAP} &= \frac{1}{|\mathcal{U}|} \sum_{u \in \mathcal{U}} \sum_{i=1}^{|\hat{S}^u|} \text{Prec@}i \times rel_i,
 \end{aligned}$$

where  $rel_i = 1$  if the  $i^{th}$  item in  $\hat{S}_{1:K}^u$  equals  $S_T^u$ . Following Kang and McAuley (2018); Sun et al. (2019), we randomly sample 100 negative items for each user besides the ground-truth item. We report the average of Metrics Hit@K, NDCG@K over all users.

### 4.2.2 BASELINES

To compare the performance of our model with others, we consider the following competitive baselines:

- GRU4Rec (Hidasi et al., 2015): It implements a session-based recommendation based on RNN. We consider each user’s sequence as a session.

- GRU4Rec<sup>++</sup> (Hidasi and Karatzoglou, 2018): It modifies the result of GRU4Rec by implementing a new loss function and sampling approach.
- SASRec (Kang and McAuley, 2018): It uses a self-attention mechanism with a left-to-right Transformer to capture useful patterns in users’ sequences.
- BERT4Rec (Sun et al., 2019): The recent state-of-the-art sequential recommendation that uses the bidirectional Transformers language model to learn the temporal behavior of users.

We implement KATRec with Tensorflow. All parameters are initialized using a truncated normal distribution in the interval  $[-0.02, 0.02]$ . We use Adam (Kingma and Ba, 2014) with learning rate  $10^{-4}$ ,  $\beta_1 = 0.9$ ,  $\beta_2 = 0.999$ , a weight decay of 0.01 and linear decay of the learning rate. We fix the maximum sequence length proportional to the average sequence length in the dataset, i.e., 50, 50, and 200 for Amazon-book, Yelp, and LastFM, respectively. We set the dimension of the hidden dimension of KATRec to be 128. We propagate neighbors’ information up to three levels into each entity’s embedding with hidden dimensions 32, 16, 16. Finally, we set the embedding of entities in the knowledge graph to be 64.

We search for hyperparameters to select the best parameters for different baselines. These include changing embedding size from  $\{8, 16, 32, 64, 128\}$  and regularization hyperparameter  $\lambda$  from  $\{0.1, 0.05, 0.01, 0.005, 0.001, 0.0001\}$ . We use the optimizer algorithm suggested by the authors for baselines. The model is trained in Tensorflow on GeForce GTX 1080Ti GPU.

#### 4.2.3 PERFORMANCE COMPARISON

Table 2 shows the recommendation performance of KATRec and baselines. We do not write Hit@1 in the table since Hit@1 and NDCG@1 are the same. Since we have one ground-truth, Hit@K is equivalent to Recall@K, and it is proportional to Precision@K. We observe that KATRec improves the recommendation’s performance over all alternatives by 6.29% and 3.82% in Hit and 7.15% and 4.64% in NDCG on average, respectively in Amazon-book and Yelp.

In particular, KATRec consistently outperforms BERT4Rec in Amazon-book and Yelp, which shows the importance of modeling item-item and user-item relations. KATRec achieves a considerable performance improvement in Amazon-book, while the improvement in Yelp is relatively smaller. This observation can be attributed to the difference in the sparsity of these two datasets.

#### 4.2.4 ABLATION STUDY

In this section, we analyze variants of KATRec to monitor the impact of different components in the model. (1) *No Attention*: we remove the attention mechanism in the knowledge graph and allocate equal weights to each entity’s neighbors. (2) *Level-1*: we decrease the level of information propagation of neighbors to a node and study the impact of the immediate neighbors on the node’s embedding. (3) *Connection*: while in our model, there exists a connection between two encoder modules, we consider the setting that both modules train

Table 2: KATRec versus baselines over three datasets. The improvement percentage compares KATRec versus the next-best alternative.

Datasets	Metrics	GRU	$GRU^{++}$	SASRec	BERT	KATRec	Improv.
Amazon	NDCG@1	0.3485	0.3464	0.3749	<u>0.4344</u>	<b>0.4706</b>	8.33%
	NDCG@5	0.4404	0.4358	0.5267	<u>0.5715</u>	<b>0.6110</b>	6.91%
	NDCG@10	0.4598	0.4574	0.5600	<u>0.6022</u>	<b>0.6401</b>	6.2%
	Hit@5	0.5202	0.5148	0.6594	<u>0.6910</u>	<b>0.7321</b>	5.94%
	Hit@10	0.58	0.5814	0.7621	<u>0.7856</u>	<b>0.8217</b>	4.6%
	MAP	0.42	0.4259	0.5065	<u>0.5539</u>	<b>0.5907</b>	6.64%
LastFM	NDCG@1	0.3646	0.3523	<u>0.6771</u>	0.6339	<b>0.6931</b>	2.36%
	NDCG@5	0.4648	0.4448	<b>0.7765</b>	0.7606	<u>0.7725</u>	-0.51%
	NDCG@10	0.4881	0.4674	<b>0.7930</b>	0.7786	<u>0.7911</u>	-0.24%
	Hit@5	0.5531	0.5263	<b>0.8600</b>	0.8281	<u>0.8426</u>	-2.06%
	Hit@10	0.6249	0.5958	<b>0.9105</b>	0.8836	<u>0.9001</u>	-1.15%
	MAP	0.4577	0.4357	<u>0.7598</u>	0.7509	<b>0.7618</b>	0.26%
Yelp2018	NDCG@1	0.3946	0.4148	0.3723	<u>0.4149</u>	<b>0.4405</b>	6.17%
	NDCG@5	0.5041	0.5143	0.5703	<u>0.6039</u>	<b>0.629</b>	4.15%
	NDCG@10	0.5278	0.5395	0.6068	<u>0.6400</u>	<b>0.663</b>	3.6%
	Hit@5	0.5991	0.6021	0.7434	<u>0.7690</u>	<b>0.7927</b>	3.08%
	Hit@10	0.6721	0.68	0.8551	<u>0.8796</u>	<b>0.899</b>	2.2%
	MAP	0.49	0.515	0.5351	<u>0.5706</u>	<b>0.5946</b>	4.21%

independently using learnable embeddings. (4) *No pretrain*: we forgo the pre-trained embeddings of entities in the knowledge graph. (5) *Concat*: we remove non-linearity in the item co-occurrence modeling and only consider the item embedding vector resulted from the sequential module.

Results are shown in Table 3. We observe that incorporating the attention mechanism between neighbors in the knowledge graph increases the recommendation’s performance. However, this increase is not substantial. We also observe that multiple layer information propagation in an item’s embedding plays an important role in the next item recommendation. Also, as expected, propagating the first layer’s information in the knowledge graph has a higher impact, and this impact decreases with incorporating a higher level of connectivities. The results of the *Connection* shows that incorporating the side information in the bidirectional encoder module during training results in better parameter learning. Furthermore, the results of the *NoPretrain* case shows that incorporating pre-trained embeddings increases the performance of the sequential recommendation. Finally, the results of the *Concat* shows that incorporating non-linearity in the final layer is beneficial for learning the item embedding table by combining features learned through knowledge graph and bidirectional encoder.

We also study the recommendation performance of KATRec for users with different sequence lengths and compare it with competitive baselines. In Figure 5, we illustrate the population percentage of users with varying sizes of sequence in each dataset and report each method’s performance for different user groups. KATRec outperforms two other competitive

Table 3: Ablation study on Amazon-book

Metrics	KATRec	NoAtten.	Level-1	Connect.	NoPretrain	Concat.
NDCG@10	0.6401	0.6371	0.6386	0.621	0.6306	0.649
Hit@10	0.8217	0.8178	0.8195	0.801	0.8092	0.8149

baselines for different user groups in Yelp and Amazon-book datasets. Results for LastFm dataset show that KATRec provides a reasonably robust recommendation performance on different user groups, while the evaluation metric in baselines is more sensitive to the user sequence length. This can be attributed to the item-item and user-item relationship learned in KATRec. Our model performs relatively better for users with small sequence lengths. However, SASRec slightly outperforms KATRec for a subset of users with long sequence length. This can be attributed to the number of interactions in the LastFM dataset, which indicates the vanishing impact of side information on dense datasets.

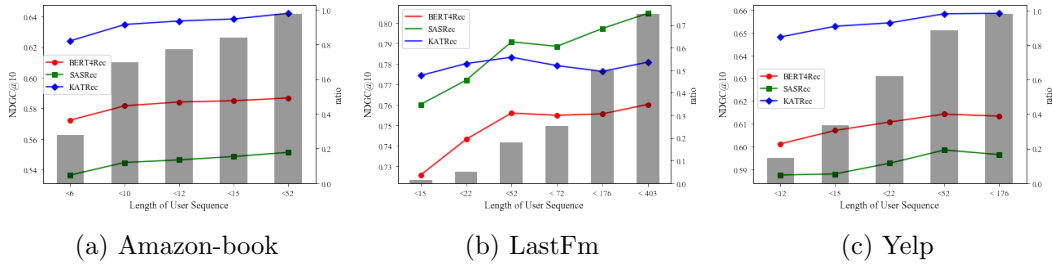


Figure 5: Performance comparison of users with different sequence length in Amazon-book, LastFM and Yelp.

## 5. Conclusion and Future Work

Designing robust deep neural network architectures that produce quality recommendations is challenging for several reasons. A couple of these challenges were addressed in this work, namely leveraging of side information and getting around data sparsity. In particular, we proposed incorporating item side information to alleviate both these shortcomings while making recommendations. This information is readily available in many real-world applications.

Our work introduces a novel neural network structure that leverages collaborative knowledge graphs to improve the representations of items in a sequential recommendation system setup. Empirical results are provided to illustrate the benefit via multiple evaluation metrics: the proposed solution is compared against multiple state-of-the-art sequential recommendation systems on three different datasets. Similar to the way we included item metadata in building a more performant recommendation system, further research in incorporating user metadata can be undertaken.

## References

- Antoine Bordes, Nicolas Usunier, Alberto Garcia-Duran, Jason Weston, and Oksana Yakhnenko. Translating embeddings for modeling multi-relational data. In *Advances in neural information processing systems*, pages 2787–2795, 2013.
- Jacob Devlin, Ming-Wei Chang, Kenton Lee, and Kristina Toutanova. Bert: Pre-training of deep bidirectional transformers for language understanding. *arXiv preprint arXiv:1810.04805*, 2018.
- Tim Donkers, Benedikt Loepp, and Jürgen Ziegler. Sequential user-based recurrent neural network recommendations. In *Proceedings of the Eleventh ACM Conference on Recommender Systems*, pages 152–160, 2017.
- Ruining He and Julian McAuley. Fusing similarity models with markov chains for sparse sequential recommendation. In *2016 IEEE 16th International Conference on Data Mining (ICDM)*, pages 191–200. IEEE, 2016a.
- Ruining He and Julian McAuley. Ups and downs: Modeling the visual evolution of fashion trends with one-class collaborative filtering. In *proceedings of the 25th international conference on world wide web*, pages 507–517, 2016b.
- Xiangnan He, Lizi Liao, Hanwang Zhang, Liqiang Nie, Xia Hu, and Tat-Seng Chua. Neural collaborative filtering. In *Proceedings of the 26th international conference on world wide web*, pages 173–182, 2017.
- Balázs Hidasi and Alexandros Karatzoglou. Recurrent neural networks with top-k gains for session-based recommendations. page 843–852, 2018. doi: 10.1145/3269206.3271761. URL <https://doi.org/10.1145/3269206.3271761>.
- Balázs Hidasi, Alexandros Karatzoglou, Linas Baltrunas, and Domonkos Tikk. Session-based recommendations with recurrent neural networks. *arXiv preprint arXiv:1511.06939*, 2015.
- Binbin Hu, Chuan Shi, Wayne Xin Zhao, and Philip S Yu. Leveraging meta-path based context for top-n recommendation with a neural co-attention model. In *Proceedings of the 24th ACM SIGKDD International Conference on Knowledge Discovery & Data Mining*, pages 1531–1540, 2018.
- Yifan Hu, Yehuda Koren, and Chris Volinsky. Collaborative filtering for implicit feedback datasets. In *2008 Eighth IEEE International Conference on Data Mining*, pages 263–272. Ieee, 2008.
- Xiaowen Huang, Shengsheng Qian, Quan Fang, Jitao Sang, and Changsheng Xu. Meta-path augmented sequential recommendation with contextual co-attention network. *ACM Transactions on Multimedia Computing, Communications, and Applications (TOMM)*, 16(2):1–24, 2020.

- Mingi Ji, Weonyoung Joo, Kyungwoo Song, Yoon-Yeong Kim, and Il-Chul Moon. Sequential recommendation with relation-aware kernelized self-attention. *arXiv preprint arXiv:1911.06478*, 2019.
- Wang-Cheng Kang and Julian McAuley. Self-attentive sequential recommendation. In *2018 IEEE International Conference on Data Mining (ICDM)*, pages 197–206. IEEE, 2018.
- Diederik P Kingma and Jimmy Ba. Adam: A method for stochastic optimization. *arXiv preprint arXiv:1412.6980*, 2014.
- Yehuda Koren. Factorization meets the neighborhood: a multifaceted collaborative filtering model. In *Proceedings of the 14th ACM SIGKDD international conference on Knowledge discovery and data mining*, pages 426–434, 2008.
- Wenqiang Lei, Gangyi Zhang, Xiangnan He, Yisong Miao, Xiang Wang, Liang Chen, and Tat-Seng Chua. Interactive path reasoning on graph for conversational recommendation. In *Proceedings of the 26th ACM SIGKDD International Conference on Knowledge Discovery & Data Mining*, pages 2073–2083, 2020.
- Yankai Lin, Zhiyuan Liu, Maosong Sun, Yang Liu, and Xuan Zhu. Learning entity and relation embeddings for knowledge graph completion. In *Twenty-ninth AAAI conference on artificial intelligence*, 2015.
- Chen Ma, Liheng Ma, Yingxue Zhang, Jianing Sun, Xue Liu, and Mark Coates. Memory augmented graph neural networks for sequential recommendation. *arXiv preprint arXiv:1912.11730*, 2019.
- Chuan Qin, Hengshu Zhu, Fuzhen Zhuang, Qingyu Guo, Qi Zhang, Le Zhang, Chao Wang, Enhong Chen, and Hui Xiong. A survey on knowledge graph-based recommender systems. *SCIENTIA SINICA Informationis*, 50(7):937–956, 2020.
- Steffen Rendle, Christoph Freudenthaler, and Lars Schmidt-Thieme. Factorizing personalized markov chains for next-basket recommendation. In *Proceedings of the 19th international conference on World wide web*, pages 811–820, 2010.
- Steffen Rendle, Christoph Freudenthaler, Zeno Gantner, and Lars Schmidt-Thieme. Bpr: Bayesian personalized ranking from implicit feedback. *arXiv preprint arXiv:1205.2618*, 2012.
- Markus Schedl. The lfm-1b dataset for music retrieval and recommendation. In *Proceedings of the 2016 ACM on International Conference on Multimedia Retrieval*, pages 103–110, 2016.
- Fei Sun, Jun Liu, Jian Wu, Changhua Pei, Xiao Lin, Wenwu Ou, and Peng Jiang. Bert4rec: Sequential recommendation with bidirectional encoder representations from transformer. In *Proceedings of the 28th ACM International Conference on Information and Knowledge Management*, pages 1441–1450, 2019.



- Jiaxi Tang and Ke Wang. Personalized top-n sequential recommendation via convolutional sequence embedding. In *Proceedings of the Eleventh ACM International Conference on Web Search and Data Mining*, pages 565–573, 2018.
- Ashish Vaswani, Noam Shazeer, Niki Parmar, Jakob Uszkoreit, Llion Jones, Aidan N Gomez, Łukasz Kaiser, and Illia Polosukhin. Attention is all you need. In *Advances in neural information processing systems*, pages 5998–6008, 2017.
- Hongwei Wang, Fuzheng Zhang, Mengdi Zhang, Jure Leskovec, Miao Zhao, Wenjie Li, and Zhongyuan Wang. Knowledge-aware graph neural networks with label smoothness regularization for recommender systems. In *Proceedings of the 25th ACM SIGKDD International Conference on Knowledge Discovery & Data Mining*, pages 968–977, 2019a.
- Xiang Wang, Xiangnan He, Yixin Cao, Meng Liu, and Tat-Seng Chua. KGAT: knowledge graph attention network for recommendation. In *KDD*, pages 950–958, 2019b.
- Xiang Wang, Dingxian Wang, Canran Xu, Xiangnan He, Yixin Cao, and Tat-Seng Chua. Explainable reasoning over knowledge graphs for recommendation. In *Proceedings of the AAAI Conference on Artificial Intelligence*, volume 33, pages 5329–5336, 2019c.
- Zhen Wang, Jianwen Zhang, Jianlin Feng, and Zheng Chen. Knowledge graph embedding by translating on hyperplanes. In *Twenty-Eighth AAAI conference on artificial intelligence*, 2014.
- Yao Wu, Christopher DuBois, Alice X Zheng, and Martin Ester. Collaborative denoising auto-encoders for top-n recommender systems. In *Proceedings of the Ninth ACM International Conference on Web Search and Data Mining*, pages 153–162, 2016.
- Shuai Zhang, Lina Yao, Aixin Sun, and Yi Tay. Deep learning based recommender system: A survey and new perspectives. *ACM Computing Surveys (CSUR)*, 52(1):1–38, 2019.
- Yin Zhang, Yun He, Jianling Wang, and James Caverlee. Adaptive hierarchical translation-based sequential recommendation. In *Proceedings of The Web Conference 2020*, pages 2984–2990, 2020.
- Wayne Xin Zhao, Gaole He, Kunlin Yang, Hongjian Dou, Jin Huang, Siqi Ouyang, and Ji-Rong Wen. Kb4rec: A data set for linking knowledge bases with recommender systems. *Data Intelligence*, 1(2):121–136, 2019.