

Kernel Methods for Unobserved Confounding: Negative Controls, Proxies, and Instruments

Rahul Singh*
MIT Economics

Original draft: December 18, 2020. This draft: September 1, 2022.

Abstract

Negative control is a strategy for learning the causal relationship between treatment and outcome in the presence of unmeasured confounding. The treatment effect can nonetheless be identified if two auxiliary variables are available: a negative control treatment (which has no effect on the actual outcome), and a negative control outcome (which is not affected by the actual treatment). These auxiliary variables can also be viewed as proxies for a traditional set of control variables, and they bear resemblance to instrumental variables. I propose a family of algorithms based on kernel ridge regression for learning nonparametric treatment effects with negative controls. Examples include dose response curves, dose response curves with distribution shift, and heterogeneous treatment effects. Data may be discrete or continuous, and low, high, or infinite dimensional. I prove uniform consistency and provide finite sample rates of convergence. I estimate the dose response curve of cigarette smoking on infant birth weight adjusting for unobserved confounding due to household income, using a data set of singleton births in the state of Pennsylvania between 1989 and 1991.

Keywords: potential outcome, reproducing kernel Hilbert space, dose response

*Rahul Singh is a PhD Candidate in Economics and Statistics, MIT Department of Economics, Cambridge MA 02143 (e-mail: rahul.singh@mit.edu). I am particularly grateful to Olivia Foley for sharing medical expertise that is critical for the empirical application. I thank Alberto Abadie, Ben Deaner, Anna Mikusheva, Whitney Newey, and Vasilis Syrgkanis for helpful comments. I thank Douglas Almond, Kenneth Chay, and David Lee for building the data set, as well as Matias Cattaneo for sharing it with their permission. I am grateful to the Jerry A Hausman Graduate Dissertation Fellowship for financial support.

1 Introduction

Selection on observables is the popular assumption in causal inference that the assignment of treatment D is as good as random after conditioning on covariates X . It is a strong causal assumption which is often violated even in laboratory settings. Negative controls, widely used in laboratory science, guard against unobserved confounding. The idea is to check for spurious relationships that would only be nonzero in the presence of an unobserved confounder U —an approach sometimes called *falsification* or *specificity* testing. Consider two auxiliary variables: a negative control treatment Z (which a priori has no effect on the actual outcome Y), and a negative control outcome W (which a priori is not affected by the actual treatment D). [Miao and Tchetgen Tchetgen, 2018] and [Deaner, 2018] carefully formalize a learning problem in which negative controls (Z, W) can not only check for the presence of unobserved confounding U , but also recover the causal relationship of interest.

As a concrete example, consider the empirical strategy of [Lousdal et al., 2020]. The goal is to measure the effect of mammography screening D on death from breast cancer Y . The set of covariates X includes marriage status, number of children, age at first birth, years of education, annual income, and hormone drug use. The authors used negative controls to document that, even after taking into account the covariates X , unobserved confounding U drives spurious correlations. Specifically, dental care participation Z decreases the likelihood of death from breast cancer Y in the dataset. Mammography screening D decreases the likelihood of death from other causes W in the dataset. The authors conclude that unobserved confounding contaminates treatment effect estimation in this setting.

In the present work, I propose a family of nonparametric algorithms based on kernel ridge regression that use negative controls to not only detect but also adjust for unobserved confounding. I consider treatment effects of the population, of subpopulations, and of alternative populations with alternative covariate distributions. Moreover, I allow for treatments, covariates, and negative controls that may be discrete or continuous, and low, high, or infinite dimensional. Due to the intuitive nature of negative controls, I use such terminology throughout the paper. In recent work, [Tchetgen Tchetgen et al., 2020] refer to negative controls as proxy variables in order to emphasize that they may arise in not only experimental but also observational settings. Due to the formal resemblance between neg-

ative controls and instrumental variables, the new statistical results I provide also apply to nonparametric instrumental variable regression (NPIV). Altogether, I provide conceptual, algorithmic, and statistical contributions.

Conceptual. I unify a variety of learning problems with unobserved confounding into one general nonparametric learning problem. In semiparametric causal inference, treatment D is restricted to be binary. I consider nonparametric causal inference, allowing the treatment D to be binary, discrete, or continuous. It appears that this is the first work on dose response curves and heterogeneous treatment effects using negative controls. I provide a template for future epidemiology research to estimate dose response curves and heterogeneous treatment effects from medical records despite unobserved confounding.

Algorithmic. I propose a family of novel estimators with closed form solutions that are straightforward to implement by matrix operations. To do so, I assume that the true causal relationship is a function in a reproducing kernel Hilbert space (RKHS), which is a popular nonparametric setting in machine learning. The hyperparameters are ridge regression penalties and kernel hyperparameters. For the former, I derive the closed form solution for leave-one-out cross validation. The latter have well known heuristics. I evaluate the estimators in simulations against alternative estimators that ignore unobserved confounding.

Statistical. I prove uniform (sup norm) consistency with finite sample rates. A uniform guarantee encodes caution about worst case scenarios when informing policy decisions. The finite sample rates of convergence do not directly depend on the data dimension but rather the smoothness of the true causal relationship. An important intermediate result is finite sample analysis of NPIV in sup norm. Of independent interest, I relate assumptions required in ill posed inverse problems—existence and completeness—to the RKHS setting. This characterization appears to be absent from previous work on NPIV in the RKHS.

To illustrate how the proposed estimators are useful, I conduct a case study. Estimating the effect of cigarette smoking on infant birth weight is challenging for several reasons. First, pregnant women are classified as a vulnerable population, so they are typically excluded from clinical trials; observational data are the only option. Second, pregnancy induces many physiological changes, so medical knowledge predicts different dose response curves for women who are pregnant compared to women who are not pregnant. Third, medical

records exclude an *unobserved confounder* known to be crucial for maternal-fetal health: household income. I argue that medical records include variables that satisfy the properties of *negative controls* for unobserved income, and discuss what issues may arise if there are additional unobserved confounders. I provide preliminary results and outline directions for future work on this important topic.

The structure of the paper is as follows. Section 2 describes related work. Section 3 formalizes the learning problem. Section 4 proposes the new algorithms. Section 5 proves uniform consistency. Section 6 conducts simulation experiments and estimates the dose response curve of cigarette smoking on infant birth weight, adjusting for unobserved confounding due to household income. Section 7 concludes.

2 Related work

I view dose response curves and heterogeneous treatment effects as reweightings of a structural function defined by an ill posed inverse problem. As such, I extend the *partial means* framework [Newey, 1994]. Existing work on partial means considers consumer surplus [Newey, 1994] and certain causal parameters [Singh et al., 2020] to be reweightings of a *regression function*. By contrast, I consider causal parameters that are reweightings of a *structural function*. My uniform analysis therefore generalizes uniform analysis in previous work. To express causal parameters in this way, I generalize identification theorems for treatment effects that use negative controls [Miao et al., 2018, Miao and Tchetgen Tchetgen, 2018, Deaner, 2018, Tchetgen Tchetgen et al., 2020].

Early work on negative controls emphasized their role in *detection* of unobserved confounding. As early as the 1950s, epidemiologists proposed the principle of causal specificity as a diagnostic tool [Berkson, 1958, Yerushalmy and Palmer, 1959, Hill, 1965]. Subsequent work formalized these concepts [Rosenbaum, 1989, Weiss, 2002, Lipsitch et al., 2010]. A more recent literature emphasizes the role of negative controls in *adjustment* for unobserved confounding. Many papers eliminate the bias from unobserved confounding by imposing additional structure: linearity and normality [Gagnon-Bartsch and Speed, 2012, Wang et al., 2017]; joint normality [Kuroki and Pearl, 2014]; rank preservation of individual potential outcomes [Tchetgen Tchetgen, 2014]; or monotonicity of confounding effects

[Sofer et al., 2016]. I generalize identification results that relax such additional structure.

In econometrics, closely related strategies adjust for unobserved confounding in dynamic settings: *difference-in-difference* [Card, 1990, Meyer, 1995, Abadie, 2005], and *panel proxy control* [Deaner, 2018]. Traditional difference-in-difference analysis requires strong assumptions such as linearity and additive separability of confounding. [Athey and Imbens, 2006] present a more general approach, called *changes-in-changes*, articulated in terms of a nonseparable, nonlinear structural model. A key assumption is monotonicity of confounding effects. Importantly, the model I present allows nonlinearity *without* requiring monotonicity of confounding effects. The panel proxy control approach is also articulated in terms of a nonseparable, nonlinear structural model, and its static special case closely resembles the negative control model. [Deaner, 2018] presents a series estimator as well as innovative strategies to handle ill posedness and completeness for both static and dynamic settings. It is straightforward to use the techniques developed in this paper to derive an RKHS estimator for the panel proxy setting. See [Sofer et al., 2016] and [Deaner, 2018] for explicit comparisons of negative control with difference-in-difference and panel proxy control, respectively.

I contribute to a growing literature that adapts RKHS methods to treatment effect estimation. [Nie and Wager, 2021] propose an RKHS estimator of heterogeneous treatment effects under selection on observables and prove mean square error rates. I pursue a more general definition of heterogeneous treatment effects conditional on some interpretable subvector $V \subset X$ [Abrevaya et al., 2015] and allow for unobserved confounding. [Singh et al., 2019] present an RKHS approach for nonparametric instrumental variable regression and prove mean square error rates. [Singh et al., 2020] present an RKHS approach for treatment effects identified by selection on observables and prove uniform rates. I unify the RKHS constructions in both works in order to handle both ill posedness and reweighting. My work is complementary in that I consider a new causal setting. My uniform analysis applies to not only negative control treatment effects but also nonparametric instrumental variable regression, providing alternative results under fewer assumptions than [Singh et al., 2019]. I build on fundamental statistical contributions from [Smale and Zhou, 2005, Smale and Zhou, 2007].

The original draft of this paper was circulated on arXiv in 2020, and it was the first

to bring RKHS analysis to the negative control setting. Subsequently, several works have proposed alternative RKHS estimators. [Kallus et al., 2021, Ghassami et al., 2021] study the semiparametric problem rather than the nonparametric problem considered here. Both works propose doubly robust estimators that combine nuisance functions estimated by a minimax procedure. [Chernozhukov et al., 2021] provide abstract conditions to translate learning theory rates into semiparametric inference when treatment is binary. I summarize the connection to semiparametrics in Appendix A. The emphasis of this work is uniform consistency for the nonparametric case. Uniform nonparametric inference remains an open question for future research. In follow up work, [Mastouri et al., 2021] focus on only the dose response curve and analyze excess risk for alternative estimators.

3 Learning problem

3.1 Treatment effects

Treatment effects are statements about counterfactual outcomes given hypothetical interventions. Though we observe outcome Y , we seek to infer means of counterfactual outcomes $\{Y^{(d)}\}$, where $Y^{(d)}$ is the potential outcome given the hypothetical intervention $D = d$. The treatment effect literature aims to measure a rich variety of treatment effects, which I quote from [Singh et al., 2020, Definition 3.1].

Definition 1 (Treatment effects). I define the following treatment effects.

1. Dose response: $\theta_0^{ATE}(d) := \mathbb{E}[Y^{(d)}]$ is the counterfactual mean outcome given intervention $D = d$ for the entire population.
2. Dose response with distribution shift: $\theta_0^{DS}(d, \tilde{\mathbb{P}}) := \mathbb{E}_{\tilde{\mathbb{P}}}[Y^{(d)}]$ is the counterfactual mean outcome given intervention $D = d$ for an alternative population with data distribution $\tilde{\mathbb{P}}$ (elaborated in Assumption 3).
3. Conditional dose response: $\theta_0^{ATT}(d, d') := \mathbb{E}[Y^{(d')}|D = d]$ is the counterfactual mean outcome given intervention $D = d'$ for the subpopulation who actually received treatment $D = d$.

4. Heterogeneous treatment effect: $\theta_0^{CATE}(d, v) := \mathbb{E}[Y^{(d)}|V = v]$ is the counterfactual mean outcome given intervention $D = d$ for the subpopulation with covariate value $V = v$.

The superscript of each nonparametric treatment effect corresponds to its semiparametric analogue. If treatment is binary, then average treatment effect (ATE) is $\mathbb{E}[Y^{(1)} - Y^{(0)}]$; average treatment effect with distribution shift (DS) is $\mathbb{E}_{\tilde{\mathbb{P}}}[Y^{(1)} - Y^{(0)}]$; average treatment on the treated (ATT) is $\mathbb{E}[Y^{(1)} - Y^{(0)}|D = 1]$; and conditional average treatment effect (CATE) is $\mathbb{E}[Y^{(1)} - Y^{(0)}|V = v]$. Rather than differences of potential outcomes indexed by binary treatment, I analyze potential outcomes indexed by discrete or continuous treatment.

$\theta_0^{ATE}(d)$ has many names: dose response curve, continuous treatment effect, and average structural function. If treatment is binary, then $\theta_0^{ATE}(d)$ is a vector in \mathbb{R}^2 and the learning problem is semiparametric. If the treatment is discrete or continuous, then $\theta_0^{ATE}(d)$ is a function and the learning problem is nonparametric. $\theta_0^{DS}(d, \tilde{\mathbb{P}})$ is a closely related variant that handles the scenario where the covariate distribution has shifted. This variant may be called distribution shift, covariate shift, policy effect, or transfer learning.

Both $\theta_0^{ATT}(d, d')$ and $\theta_0^{CATE}(d, v)$ involve conditioning on a particular subpopulation. If treatment is binary, then $\theta_0^{ATT}(d, d')$ is a matrix in $\mathbb{R}^{2 \times 2}$ and the learning problem is semiparametric. If the treatment is discrete or continuous, then $\theta_0^{ATT}(d, d')$ is a surface and the learning problem is nonparametric. Likewise for $\theta_0^{CATE}(d, v)$. $\theta_0^{ATT}(d, d')$ is called the conditional dose response, and $\theta_0^{CATE}(d, v)$ is called the heterogeneous treatment effect. The possibility for D to be discrete or continuous and for V to be a particular covariate, rather than the full set of covariates required for identification, is more general than the typical heterogeneous treatment effect [Nie and Wager, 2021]. For θ_0^{CATE} , I slightly abuse notation by denoting the complete set of identifying covariates as (V, X) .

3.2 Negative control identification

In pioneering work, [Tchetgen Tchetgen et al., 2020] propose a potential outcome model in which treatment effects can be measured from outcomes Y , treatments D , and covariates (V, X) despite unobserved confounding U . The technique involves two auxiliary variables: negative control treatment Z , and negative control outcome W . In this model, potential

outcomes $\{Y^{(d,z)}\}$ and potential negative control outcomes $\{W^{(d,z)}\}$ are initially indexed by both the treatment value $D = d$ and the negative control treatment value $Z = z$. The identification strategy requires prior knowledge of how the unobserved confounder, which may be a vector, relates to the observed variables. The validity of negative controls as articulated in Assumptions 1 and 2 is *relative* to a conjectured unobserved confounder.

Assumption 1 (Negative controls). Assume

1. No interference: if $D = d$ and $Z = z$ then $Y = Y^{(d,z)}$ and $W = W^{(d,z)}$.
2. Latent exchangeability: $\{Y^{(d,z)}\}, \{W^{(d,z)}\} \perp\!\!\!\perp D, Z | U, X$.
3. Overlap: if $f(u, x) > 0$ then $f(d, z | u, x) > 0$, where $f(u, x)$ and $f(d, z | u, x)$ are densities.
4. Negative control treatment and outcome: $Y^{(d,z)} = Y^{(d)}$ and $W^{(d,z)} = W$.

For θ_0^{CATE} , replace X with (V, X) .

No interference is also called consistency or the stable unit treatment value assumption in causal inference, and it rules out network effects. Latent exchangeability states that conditional on covariates X and unobserved confounder U , treatment assignment and negative control treatment assignment are as good as random. Latent exchangeability relaxes the classic assumption of conditional exchangeability in which $U = \emptyset$, i.e. in which there is no unobserved confounder. Overlap ensures that there is no confounder-covariate stratum such that treatment and negative control treatment have a restricted support; for any stratum, any value of treatment or negative control treatment can occur.

In a graphical causal model, there could be many sets of observed variables that could serve as covariates X and many sets of unobserved variables that could serve as the unobserved confounder U based on these initial criteria. The subsequent criteria provide guidance in how to choose (X, U) . We will see that the set of covariates X should be chosen to block as much unobserved confounding as possible, because the variation in unobserved confounding that remains must be tied to variation in negative controls.

The negative control treatment condition imposes that the negative control treatment Z only affects the outcome Y via actual treatment D . It is identical to the exclusion restriction

assumed for instrumental variables [Angrist et al., 1996]. The negative control outcome condition imposes that the negative control outcome W is unaffected by the treatment D and negative control treatment Z . It is an even stronger exclusion restriction. Altogether, Assumption 1 formalizes the intuition that *if there are spurious correlations then there is unobserved confounding*. It also implies $Y \perp\!\!\!\perp Z | D, U, X$ and $W \perp\!\!\!\perp D, Z | U, X$, which are weaker conditions used in the identification argument [Miao et al., 2018].

Figure 1 visualizes a representative directed acyclic graph (DAG). Despite access to covariates X , unobserved confounding U has unblocked paths to treatment D and outcome Y . In the DAG, we also see the proxy interpretation of this learning problem. Covariates X , negative control treatment Z , and negative control outcome W are all imperfect proxies for a set of control variables that would block unobserved confounding. Covariates X are proxies that induce treatment and outcome; negative control treatment Z is a proxy that induces treatment only; and negative control outcome W is a proxy that induces outcome only.

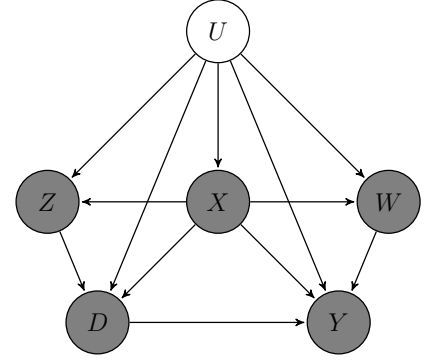


Figure 1: Negative control DAG

Next, I quote a high level technical condition, which I will later verify for the RKHS setting. Define the regression $\gamma_0(d, x, z) := \mathbb{E}[Y | D = d, X = x, Z = z]$.

Assumption 2 (Confounding bridge). Assume

1. Existence: there exists a solution h_0 to the operator equation

$$\gamma_0(d, x, z) = \mathbb{E}[h(D, X, W) | D = d, X = x, Z = z].$$

2. Completeness: for any function f ,

$$\mathbb{E}[f(U) | D = d, X = x, Z = z] = 0 \quad \forall (d, x, z) \iff f(U) = 0.$$

I call h_0 the *confounding bridge*, following [Miao and Tchetgen Tchetgen, 2018]. Here, we see the formal resemblance to the nonparametric instrumental variable regression problem (NPIV) [Newey and Powell, 2003]. In the language of NPIV, the LHS $\gamma_0(d, x, z)$ is the

reduced form, while the RHS is a composition of a *stage 1* conditional expectation operator and *stage 2* structural function h_0 . In the language of functional analysis, the operator equation is a Fredholm integral equation of the first kind. Solving this operator equation for h_0 involves inverting a linear operator with infinite dimensional domain; it is an ill posed problem. Indeed, existence will require conditions on the spectrum of the conditional expectation operator formalized in Appendix B. Completeness is a technical condition from the NPIV literature. Taking $f = f_1 - f_2$, it states that the observed variables (D, X, Z) have sufficiently rich variation in the sense that different functions of unobserved confounding $f_1(U)$ and $f_2(U)$ lead to different projections onto (D, X, Z) ; if they lead to the same projections, then $f_1 = f_2$.

There is a subtle yet fundamental connection between the existence of the confounding bridge and the relevance of negative controls.

Proposition 1 (Relevance). Suppose Assumption 1 holds and γ_0 varies in z , i.e. there exist (z, z') such that $\gamma_0(d, x, z) \neq \gamma_0(d, x, z')$.

1. If the negative control treatment is irrelevant to the unobserved confounder in the sense that $Z \perp\!\!\!\perp U | D, X$, then no confounding bridge exists.
2. If the negative control outcome is irrelevant to the unobserved confounder in the sense that $W \perp\!\!\!\perp U | X$, then no confounding bridge exists.

See Appendix B for the proof, as well as further discussion of the cases in which (U, Z, W) are discrete or continuous. Assumption 2 formalizes the converse intuition of Assumption 1: *if there is unobserved confounding, then there are spurious correlations*. In order to use (Z, W) to adjust for unobserved confounding U , it must be the case that (Z, W) can detect U well enough. In practice, an analyst must collaborate with domain experts in order to assess (i) what are the sources of unobserved confounding, (ii) whether the negative control exclusion restrictions hold, and (iii) whether the negative controls are relevant. In summary, the key assumptions of negative control identification apply to settings where *there are spurious correlations if and only if there is unobserved confounding*. When domain knowledge is insufficient to verify these assumptions, then the strategy of negative controls is inappropriate.

To handle θ_0^{DS} , I generalize a standard assumption in transfer learning.

Assumption 3 (Distribution shift). Assume

1. The difference in population distributions \mathbb{P} and $\tilde{\mathbb{P}}$ is only in the marginal distribution of treatments, negative control treatments, and covariates:

$$\tilde{\mathbb{P}}(Y, W, D, X, Z) = \mathbb{P}(Y, W|D, X, Z)\tilde{\mathbb{P}}(D, X, Z).$$

2. $\tilde{\mathbb{P}}(D, X, Z)$ is absolutely continuous with respect to $\mathbb{P}(D, X, Z)$.

Proposition 2 (Invariance of confounding bridge). Under Assumptions 2 and 3, the confounding bridge h_0 remains the same across the different populations \mathbb{P} and $\tilde{\mathbb{P}}$.

See Appendix C for the proof. It appears that Assumption 3 and Proposition 2 are the first formalization of distribution shift in negative control and NPIV settings.

In summary, I place three assumptions: availability of negative controls (Assumption 1); existence and completeness of the confounding bridge (Assumption 2); and invariance of the confounding bridge for transfer learning (Assumption 3). Formally, the theorem that uses these assumptions to express treatment effects in terms of data is known as an identification result. I present the main identification result below, extending the powerful insights of [Miao et al., 2018, Miao and Tchetgen Tchetgen, 2018, Deaner, 2018, Tchetgen Tchetgen et al., 2020] to additional treatment effects beyond $\theta_0^{ATE}(d)$.

Theorem 1 (Identification of treatment effects). If Assumptions 1 and 2 hold then

1. $\theta_0^{ATE}(d) = \int h_0(d, x, w)d\mathbb{P}(x, w)$.
2. If in addition Assumption 3 holds, then $\theta_0^{DS}(d, \tilde{\mathbb{P}}) = \int h_0(d, x, w)d\tilde{\mathbb{P}}(x, w)$.
3. $\theta_0^{ATT}(d, d') = \int h_0(d', x, w)d\mathbb{P}(x, w|d)$.
4. $\theta_0^{CATE}(d, v) = \int h_0(d, v, x, w)d\mathbb{P}(x, w|v)$.

See Appendix C for the proof. In Theorem 1, we see how negative controls (Z, W) allow us to adjust for unobserved confounding U and to thereby recover the treatment effect of interest. Each treatment effect is a reweighting of the confounding bridge h_0 defined in Assumption 2 with respect to some distribution \mathbb{Q} . In this sense, each treatment effect is an example of the same general nonparametric learning problem: $\int h_0(d, x, w)d\mathbb{Q}$, where \mathbb{Q} may be an unconditional distribution such as $\mathbb{P}(x, w)$ or a conditional distribution such as $\mathbb{P}(x, w|d)$.

3.3 RKHS background

Until this point, I have placed only causal assumptions formalized in Assumptions 1, 2, and 3. For computational and analytical tractability, I now place additional structure on the learning problem: I assume key quantities are elements of a reproducing kernel Hilbert space (RKHS). The RKHS is a canonical setting in machine learning, and it is a space of smooth functions that generalizes the Sobolev space. For a broad statistical audience, I organize ideas from RKHS learning theory that underpin the algorithm derivation (Section 4) and consistency guarantee (Section 5) to follow.

Kernel and feature map. I begin with basic kernel and feature map notation. Consider the RKHS \mathcal{H} which consist of functions of the form $f : \mathcal{A} \rightarrow \mathbb{R}$, where \mathcal{A} is a Polish space (defined formally below). An RKHS \mathcal{H} is characterized by its feature map $\phi(a)$, which can be interpreted as the dictionary of basis functions for the RKHS in the sense that, for any $f \in \mathcal{H}$, $f(a) = \langle f, \phi(a) \rangle_{\mathcal{H}}$. The kernel $k : \mathcal{A} \times \mathcal{A} \rightarrow \mathbb{R}$ is a positive definite, symmetric, and continuous function such that $k(a, a') = \langle \phi(a), \phi(a') \rangle_{\mathcal{H}}$; it is the inner product of features, so it encodes the geometry of the RKHS. Alternatively, one may define the kernel first, then define the feature map as $\phi : \mathcal{A} \rightarrow \mathcal{H}$, $a \mapsto k(a, \cdot)$. The feature map perspective is helpful for theory, but the kernel perspective is helpful for practice, since $k(a, a')$ is a scalar that can be computed. Ultimately, I will reduce the algorithm to kernel evaluations.

Kernel mean embedding. We have seen how the feature map helps to evaluate a function. A related object, called the kernel mean embedding, helps to take the expectation of a function. Suppose we wish to calculate $\mathbb{E}[f(A)]$. The idea of kernel mean embedding is to write

$$\mathbb{E}[f(A)] = \int f(a) d\mathbb{P}(a) = \int \langle f, \phi(a) \rangle_{\mathcal{H}} d\mathbb{P}(a) = \left\langle f, \int \phi(a) d\mathbb{P}(a) \right\rangle_{\mathcal{H}} = \langle f, \mu \rangle_{\mathcal{H}}$$

where the exchange of expectation and inner product requires weak regularity conditions (defined formally below). The object $\mu := \int \phi(a) d\mathbb{P}(a)$ is called the *mean embedding* of the distribution $\mathbb{P}(a)$. A kernel is *characteristic* when the mapping $\mathbb{P}(a) \mapsto \mu$ is injective. The geometry of the RKHS implies that, to calculate the expectation of a function, it suffices to take the product of the function and the mean embedding of the corresponding

distribution. This idea extends to conditional distributions over a subset of the arguments of the function. I will use this idea extensively when deriving the algorithm.

Tensor product. What if a function is defined over multiple variables, e.g. $f : \mathcal{A} \times \mathcal{B} \rightarrow \mathbb{R}$? A natural approach is to define an RKHS \mathcal{H} for such functions as the combination of RKHSs $\mathcal{H}_{\mathcal{A}}$ and $\mathcal{H}_{\mathcal{B}}$ that contain functions of the form $f_1 : \mathcal{A} \rightarrow \mathbb{R}$ and $f_2 : \mathcal{B} \rightarrow \mathbb{R}$, respectively. Denote the individual feature maps by $\phi_{\mathcal{A}}(a)$ and $\phi_{\mathcal{B}}(b)$, then define the tensor product feature map $\phi(a, b) = \phi_{\mathcal{A}}(a) \otimes \phi_{\mathcal{B}}(b)$ for the tensor product RKHS \mathcal{H} . The tensor product is a generalization of the outer product; formally, $[a \otimes b]c = a\langle b, c \rangle$. Then, for any $f \in \mathcal{H}$, $f(a, b) = \langle f, \phi_{\mathcal{A}}(a) \otimes \phi_{\mathcal{B}}(b) \rangle_{\mathcal{H}}$. It turns out that the kernel of this RKHS is simply the product of the kernels of the individual RKHSs: $k(a, b; a', b') = k_{\mathcal{A}}(a, a') \cdot k_{\mathcal{B}}(b, b')$. As such, $k(a, b; a', b')$ is a scalar that can be computed. In this work, I will extensively use tensor product constructions. For this reason, the algorithm statements will have the symbol \odot for the elementwise product of objects that contain kernel evaluations.

RKHS for operators. So far, I have defined RKHSs for functions of one or more variables. RKHSs also exist for operators. I denote by $\mathcal{L}_2(\mathcal{H}_{\mathcal{A}}, \mathcal{H}_{\mathcal{B}})$ the space of Hilbert-Schmidt operators of the form $E : \mathcal{H}_{\mathcal{A}} \rightarrow \mathcal{H}_{\mathcal{B}}$. It turns out that this space is an RKHS in its own right. The operators of interest are conditional expectation operators, which correspond to conditional mean embeddings. For example, consider the goal of calculating $\mathbb{E}[f(a)|B = b]$. As before, one can express

$$\int f(a) d\mathbb{P}(a|b) = \int \langle f, \phi_{\mathcal{A}}(a) \rangle_{\mathcal{H}_{\mathcal{A}}} d\mathbb{P}(a|b) = \left\langle f, \int \phi_{\mathcal{A}}(a) d\mathbb{P}(a|b) \right\rangle_{\mathcal{H}_{\mathcal{A}}} = \langle f, \mu_a(b) \rangle_{\mathcal{H}_{\mathcal{A}}}$$

where $\mu_a(b) := \int \phi_{\mathcal{A}}(a) d\mathbb{P}(a|b)$ is called the *conditional mean embedding* of the distribution $\mathbb{P}(a|b)$. Observe that

$$\mu_a(b) = \int \phi(a) d\mathbb{P}(a|b) = [E\phi(\cdot)](b) = [E^*\phi(b)](\cdot)$$

where $E^* : \mathcal{H}_{\mathcal{B}} \rightarrow \mathcal{H}_{\mathcal{A}}$ is the adjoint of $E : \mathcal{H}_{\mathcal{A}} \rightarrow \mathcal{H}_{\mathcal{B}}$, and both are conditional expectation operators. Formally, the operators $E : f(\cdot) \mapsto \mathbb{E}[f(A)|B = \cdot]$ and $E^* : g(\cdot) \mapsto \mathbb{E}[g(B)|A = \cdot]$ encode the same information as the conditional mean embedding $\mu_a(b)$. This relationship will facilitate estimation and analysis.

Closed form solution. The final piece of RKHS machinery necessary for the algorithm derivation (Section 4) is the so-called *kernel trick*. We have seen how a kernel evaluation

is, in the end, simply a scalar. So, if an analyst can express an algorithm exclusively in terms of kernel evaluations, then the algorithm can be easily computed. A virtue of kernel methods is that they tend to have closed form solutions in terms of kernel evaluations. Conceptually, an RKHS algorithm $\hat{f}(a) = \langle \hat{f}, \phi(a) \rangle_{\mathcal{H}}$ involves a possibly nonlinear feature map $\phi(\cdot)$ applied to the data, so such an algorithm maintains computational simplicity while allowing for rich nonlinearity. Consider, for example, the kernel ridge regression

$$\hat{f} = \operatorname{argmin}_{f \in \mathcal{H}} \frac{1}{n} \sum_{i=1}^n \{y_i - \langle f, \phi(a_i) \rangle_{\mathcal{H}}\}^2 + \lambda \|f\|_{\mathcal{H}}^2 \quad (1)$$

with regularization hyperparameter $\lambda > 0$. Its closed form solution is

$$\hat{f}(a) = \langle \hat{f}, \phi(a) \rangle_{\mathcal{H}} = \mathbf{Y}^\top (\mathbf{K}_{AA} + n\lambda \mathbf{I})^{-1} \mathbf{K}_{Aa} \quad (2)$$

where $\mathbf{Y} \in \mathbb{R}^n$ is the vector of outcomes with i -th entry y_i , $\mathbf{K}_{AA} \in \mathbb{R}^{n \times n}$ is the kernel matrix with (i, j) -th entry $k(a_i, a_j)$, and $\mathbf{K}_{Aa} \in \mathbb{R}^n$ is the evaluation vector with i -th entry $k(a_i, a)$. The algorithms I propose generalize kernel ridge regression. Sometimes, instead of regressing the outcome Y on features $\phi(A)$, I will regress the outcome Y on mean embeddings $\mu_a(B)$. At other times, I will regress one collection of features $\phi(A)$ on another collection of features $\phi(B)$. These generalizations have losses and closed form solutions that generalize those of kernel ridge regression. As such, they are simple combinations of kernel matrices and evaluation vectors despite being nonparametric.

Spectral view. The statistical guarantees of Section 5 require the *spectral* view of the RKHS \mathcal{H} . The spectral view is more challenging, but it is the only way to articulate RKHS learning theory. Let \mathbb{L}_2 denote the space of square integrable functions mapping from \mathcal{A} to \mathbb{R} with respect to measure \mathbb{P} . For a fixed kernel k , define the convolution operator $L : \mathbb{L}_2 \rightarrow \mathbb{L}_2$, $f \mapsto \int k(a, \cdot) f(a) d\mathbb{P}(a)$. By the spectral theorem, we can express the operator L in terms of its countable eigenvalues $\{\eta_j\}$ and eigenfunctions $\{\varphi_j\}$: $Lf = \sum_{j=1}^{\infty} \eta_j \langle f, \varphi_j \rangle \cdot \varphi_j$. Without loss of generality, $\{\eta_j\}$ is a weakly decreasing sequence and $\{\varphi_j\}$ forms an orthonormal basis of \mathbb{L}_2 . With this spectral notation, we are ready to formalize the sense in which the RKHS \mathcal{H} is a smooth subset of \mathbb{L}_2 . Since $\{\varphi_j\}$ forms an orthonormal basis of \mathbb{L}_2 , any $f, g \in \mathbb{L}_2$ can be expressed as $f = \sum_{j=1}^{\infty} f_j \varphi_j$ and $g = \sum_{j=1}^{\infty} g_j \varphi_j$. By [Cucker and Smale, 2002, Theorem

4], \mathbb{L}_2 and the RKHS \mathcal{H} can be explicitly represented as

$$\begin{aligned}\mathbb{L}_2 &= \left\{ f = \sum_{j=1}^{\infty} f_j \varphi_j : \sum_{j=1}^{\infty} f_j^2 < \infty \right\}, & \langle f, g \rangle_{\mathbb{L}_2} &= \sum_{j=1}^{\infty} f_j g_j \\ \mathcal{H} &= \left\{ f = \sum_{j=1}^{\infty} f_j \varphi_j : \sum_{j=1}^{\infty} \frac{f_j^2}{\eta_j} < \infty \right\}, & \langle f, g \rangle_{\mathcal{H}} &= \sum_{j=1}^{\infty} \frac{f_j g_j}{\eta_j}.\end{aligned}$$

The RKHS \mathcal{H} is the subset of \mathbb{L}_2 for which higher order terms in the series $\{\varphi_j\}$ have a smaller contribution. In the RKHS, there is a penalty on higher order coefficients, and the magnitude of the penalty corresponds to how small the eigenvalue is.

Main assumption. Finally, I articulate the main approximation assumption of this paper. Formally, I assume that a statistical target f_0 satisfies

$$f_0 \in \mathcal{H}^c := \left\{ f = \sum_{j=1}^{\infty} f_j \varphi_j : \sum_{j=1}^{\infty} \frac{f_j^2}{\eta_j^c} < \infty \right\}, \quad c \in (1, 2]. \quad (3)$$

For $c = 1$, we see that $\mathcal{H}^1 = \mathcal{H}$; I am simply assuming that f_0 is correctly specified as an element of the RKHS. For $c > 1$, I am assuming that f_0 is in the interior of the RKHS. This assumption is called the source condition in statistical learning theory and econometrics [Smale and Zhou, 2007, Caponnetto and De Vito, 2007, Carrasco et al., 2007]. As we will see, a larger value of c corresponds to a smoother target f_0 and a faster uniform rate. I allow c to be as large as $c = 2$, which is the highest degree of smoothness to which kernel ridge estimators can adapt. In Appendix D, I compare this main approximation assumption with alternative approximation assumptions in the negative control and NPIV literatures.

Special case: Sobolev space. The abstract approximation condition is easy to interpret in the context of Sobolev spaces. Denote by \mathbb{H}_2^s the Sobolev space of functions of the form $f : \mathcal{A} \rightarrow \mathbb{R}$ with $\mathcal{A} \subset \mathbb{R}^p$. The parameter s denotes how many derivatives of f are square integrable. The Sobolev space \mathbb{H}_2^s is an RKHS if and only if $s > p/2$ [Berlinet and Thomas-Agnan, 2011, Theorem 132]. Its kernel is known as the *Matérn* kernel. Suppose we take $\mathcal{H} = \mathbb{H}_2^s$ with $s > p/2$ as the RKHS for estimation. If the true target f_0 is in $\mathbb{H}_2^{s_0}$, then $c = s_0/s$ [Fischer and Steinwart, 2020]. In the notation of (3), $\mathbb{H}_2^{s_0} = [\mathbb{H}_2^s]^c$. Clearly $c > 1$ means that the target f_0 is in the interior of \mathbb{H}_2^s . Rates in terms of c adapt to the smoothness of f_0 and are invariant to dimension, as long as $s_0 > s > p/2$.

4 Algorithm

4.1 RKHS construction

I provide a new RKHS construction for negative control treatment effect estimation, generalizing and unifying the constructions in [Singh et al., 2019, Singh et al., 2020]. In my construction, I define RKHSs for treatment D , negative controls (Z, W) , and covariates (V, X) . For example, for treatment D define the RKHS \mathcal{H}_D with feature map $\phi_D(d)$ and kernel $k_D(d, d') = \langle \phi_D(d), \phi_D(d') \rangle_{\mathcal{H}_D}$. Formally, $\phi_D : \mathcal{D} \rightarrow \mathcal{H}_D$ and $k_D : \mathcal{D} \times \mathcal{D} \rightarrow \mathbb{R}$. To lighten notation, I suppress subscripts when arguments are provided, e.g. I write $\phi(d) = \phi_D(d)$.

From these individual RKHSs, I construct a tensor product RKHS \mathcal{H} for the confounding bridge h_0 . For clarity of exposition, I initially focus on the case without V , i.e. excluding θ_0^{CATE} . I assume the confounding bridge h_0 is an element of the RKHS with tensor product feature map $\phi(d, x, w) := \phi(d) \otimes \phi(x) \otimes \phi(w)$, i.e. $h_0 \in \mathcal{H} := \mathcal{H}_D \otimes \mathcal{H}_X \otimes \mathcal{H}_W$. As before, the feature map can be interpreted as the dictionary of basis functions since $h_0(d, x, w) = \langle h_0, \phi(d, x, w) \rangle_{\mathcal{H}} = \langle h_0, \phi(d) \otimes \phi(x) \otimes \phi(w) \rangle_{\mathcal{H}}$. In Appendix B, I discuss how an analogous assumption for the regression γ_0 relates to Assumption 2.

This tensor product RKHS construction plays a central role in deriving simple representations of treatment effects and hence deriving simple estimators, under weak regularity conditions. The RKHS aspect allows for the technique of kernel mean embedding: an analyst can reweight a function $h_0(d, x, w)$ according to some counterfactual distribution by reweighting its feature map $\phi(d, x, w)$ by that distribution. The tensor product aspect ensures separability of the different variables in the feature map; since $\phi(d, x, w) = \phi(d) \otimes \phi(x) \otimes \phi(w)$, the reweighting can apply to the specific variables $\phi(x) \otimes \phi(w)$. Using these properties, I represent the causal quantities defined in Definition 1 and identified in Theorem 1 in a more tractable form. To begin, I state the regularity conditions.

Assumption 4 (RKHS regularity conditions). Assume

1. k_D, k_X, k_W , and k_Z are continuous and bounded:

$$\sup_{d \in \mathcal{D}} \|\phi(d)\|_{\mathcal{H}_D} \leq \kappa_d, \sup_{x \in \mathcal{X}} \|\phi(x)\|_{\mathcal{H}_X} \leq \kappa_x, \sup_{w \in \mathcal{W}} \|\phi(w)\|_{\mathcal{H}_W} \leq \kappa_w, \sup_{z \in \mathcal{Z}} \|\phi(z)\|_{\mathcal{H}_Z} \leq \kappa_z;$$

2. $\phi(d)$, $\phi(x)$, $\phi(w)$, and $\phi(z)$ are measurable;
3. $k_{\mathcal{X}}$ and $k_{\mathcal{W}}$ are characteristic.

For θ_0^{CATE} , extend the stated assumptions from X to (V, X) .

Continuity, boundedness, and measurability are weak conditions satisfied by commonly used kernels. The characteristic property is a regularity condition for embedding a distribution in an RKHS, and it is satisfied by commonly used kernels as well [Sriperumbudur et al., 2010]. Formally, $k_{\mathcal{X}}$ is characteristic if and only if, for all Borel probability measures \mathbb{Q} , the mapping $\mathbb{Q} \mapsto \int \phi(x) d\mathbb{Q}$ is injective. I explain the role of the characteristic property below.

Theorem 2 (Representation via kernel mean embedding). Suppose the conditions of Theorem 1 hold. Further suppose Assumption 4 holds and $h_0 \in \mathcal{H}$. Then

$$\gamma_0(d, x, z) = \langle h_0, \phi(d) \otimes \phi(x) \otimes \mu_w(d, x, z) \rangle_{\mathcal{H}} \text{ where } \mu_w(d, x, z) := \int \phi(w) d\mathbb{P}(w|d, x, z).$$

Moreover

1. $\theta_0^{ATE}(d) = \langle h_0, \phi(d) \otimes \mu \rangle_{\mathcal{H}}$ where $\mu := \int [\phi(x) \otimes \phi(w)] d\mathbb{P}(x, w)$;
2. $\theta_0^{DS}(d, \tilde{\mathbb{P}}) = \langle h_0, \phi(d) \otimes \nu \rangle_{\mathcal{H}}$ where $\nu := \int [\phi(x) \otimes \phi(w)] d\tilde{\mathbb{P}}(x, w)$;
3. $\theta_0^{ATT}(d, d') = \langle h_0, \phi(d') \otimes \mu(d) \rangle_{\mathcal{H}}$ where $\mu(d) := \int [\phi(x) \otimes \phi(w)] d\mathbb{P}(x, w|d)$;
4. $\theta_0^{CATE}(d, v) = \langle h_0, \phi(d) \otimes \phi(v) \otimes \mu(v) \rangle_{\mathcal{H}}$ where $\mu(v) := \int [\phi(x) \otimes \phi(w)] d\mathbb{P}(x, w|v)$.

I present the proof in Appendix E. Whereas the expressions in Theorem 1 are reweightings of the confounding bridge h_0 , the expressions in Theorem 2 are inner products of h_0 . The quantity $\mu_w(d, x, z)$ encodes the conditional distribution $\mathbb{P}(w|d, x, z)$ from the integral equation that defines the confounding bridge h_0 . The quantities $\mu, \nu, \mu(d), \mu(v)$ embed various reweighting distributions: $\mathbb{P}(x, w)$, $\tilde{\mathbb{P}}(x, w)$, $\mathbb{P}(x, w|d)$, and $\mathbb{P}(x, w|v)$, respectively. In general, the quantity $\int [\phi(x) \otimes \phi(w)] d\mathbb{Q}$ encodes the distribution \mathbb{Q} as a function in $\mathcal{H}_{\mathcal{X}} \otimes \mathcal{H}_{\mathcal{W}}$. The characteristic property for $k_{\mathcal{X}}$ and $k_{\mathcal{W}}$ ensures that the mapping $\mathbb{Q} \mapsto \int [\phi(x) \otimes \phi(w)] d\mathbb{Q}$ is injective, so that the RKHS representation of the reweighting distribution \mathbb{Q} is unique.

These representations abstractly suggest estimators. For example, for $\theta_0^{ATE}(d)$ the estimator should be of the form $\hat{\theta}^{ATE}(d) = \langle \hat{h}, \phi(d) \otimes \hat{\mu} \rangle_{\mathcal{H}}$, where \hat{h} is an estimator of the

confounding bridge h_0 and $\hat{\mu}$ is an estimator of the mean embedding μ . I propose a regularized kernel estimator of the confounding bridge function in the spirit of two stage least squares (2SLS): first project $\phi(W)$ onto $\phi(D) \otimes \phi(X) \otimes \phi(Z)$ to obtain $\hat{\mu}_w(D, X, Z)$, then project Y onto $\phi(D) \otimes \phi(X) \otimes \hat{\mu}_w(D, X, Z)$ to obtain \hat{h} . I estimate unconditional mean embeddings $\hat{\mu}, \hat{\nu}$ with simple averages, and I estimate conditional mean embeddings $\hat{\mu}(d), \hat{\mu}(v)$ with projections similar to $\hat{\mu}_w(d, x, z)$.¹

4.2 Generalized regression loss

It is not obvious that $\hat{\theta}^{ATE}(d) = \langle \hat{h}, \phi(d) \otimes \hat{\mu} \rangle_{\mathcal{H}}$ has a closed form expression in terms of kernel matrices. In this section, I state the generalized regression losses that define the estimator. These losses generalize the loss in (1). Along the way, I discuss the connection to 2SLS and provide intuition for these techniques. In the next section, I formally prove that a closed form expression exists and then solve for it, generalizing the expression in (2).

Similar to 2SLS, I estimate the confounding bridge \hat{h} in two stages. In the first stage, I estimate the conditional mean embedding $\hat{\mu}_w(d, x, z)$. Let n be the number of observations of (d_i, x_i, w_i, z_i) used to estimate the conditional mean embedding $\hat{\mu}_w(d, x, z)$ with regularization parameter λ . The generalized regression loss for the regression of $\phi(W)$ on $\phi(D, X, Z)$ is

$$\hat{E} = \underset{E \in \mathcal{L}_2(\mathcal{H}_W, \mathcal{H}_D \otimes \mathcal{H}_X \otimes \mathcal{H}_Z)}{\operatorname{argmin}} \frac{1}{n} \sum_{i=1}^n \|\phi(w_i) - E^* \phi(d_i, x_i, z_i)\|_{\mathcal{H}_W}^2 + \lambda \|E\|_{\mathcal{L}_2(\mathcal{H}_W, \mathcal{H}_D \otimes \mathcal{H}_X \otimes \mathcal{H}_Z)}^2$$

so that $\hat{\mu}_w(d, x, z) = \hat{E}^* \phi(d, x, z)$. In this notation, E^* is the adjoint operator of E , and $\mathcal{L}_2(\mathcal{H}_W, \mathcal{H}_D \otimes \mathcal{H}_X \otimes \mathcal{H}_Z)$ is an RKHS whose elements are operators of the form $E : \mathcal{H}_W \rightarrow \mathcal{H}_D \otimes \mathcal{H}_X \otimes \mathcal{H}_Z$.

In the second stage, I estimate the confounding bridge \hat{h} . Let m be the number of observations of $(y_i, \dot{d}_i, \dot{x}_i, \dot{z}_i)$ used to estimate the confounding bridge \hat{h} with regularization parameter ξ . This notation allows the analyst to use different quantities of observations (n, m) to estimate $\hat{\mu}_w(d, x, z)$ and \hat{h} , or to reuse the same observations. To estimate \hat{h} , I regress Y on $\hat{\mu}(D, X, Z) := \phi(D) \otimes \phi(X) \otimes \hat{\mu}_w(D, X, Z)$. The generalized regression loss

¹When V is discrete, a simple average suffices; see the discussion in Appendix J.

for the regression of Y on $\hat{\mu}(D, X, Z)$ is

$$\hat{h} = \operatorname{argmin}_{h \in \mathcal{H}} \frac{1}{m} \sum_{i=1}^m \left\{ y_i - \langle h, \hat{\mu}(\dot{d}_i, \dot{x}_i, \dot{z}_i) \rangle_{\mathcal{H}} \right\}^2 + \xi \|h\|_{\mathcal{H}}^2.$$

Finally, when estimating $\hat{\theta}^{ATT}$ and $\hat{\theta}^{CATE}$, one must also estimate the conditional mean embeddings $\hat{\mu}(d)$ and $\hat{\mu}(v)$. The losses for these conditional mean embeddings mirror the loss for the conditional mean embedding $\hat{\mu}_w(d, x, z)$.

4.3 Closed form

I present a closed form solution for the confounding bridge estimator, generalizing kernel instrumental variable regression [Singh et al., 2019, Algorithm 1] to my extended RKHS construction.

Algorithm 1 (Estimation of confounding bridge). Let \odot mean elementwise product. Then

$$\begin{aligned} \mathbf{A} &= \mathbf{K}_{DD} \odot \mathbf{K}_{XX} \odot \mathbf{K}_{ZZ} \in \mathbb{R}^{n \times n}, \quad \dot{\mathbf{A}} = \mathbf{K}_{D\dot{D}} \odot \mathbf{K}_{X\dot{X}} \odot \mathbf{K}_{Z\dot{Z}} \in \mathbb{R}^{n \times m}, \\ \mathbf{B} &= (\mathbf{A} + n\lambda\mathbf{I})^{-1} \dot{\mathbf{A}} \in \mathbb{R}^{n \times m}, \quad \mathbf{M} = \mathbf{K}_{\dot{D}\dot{D}} \odot \mathbf{K}_{\dot{X}\dot{X}} \odot \{\mathbf{B}^\top \mathbf{K}_{WW} \mathbf{B}\} \in \mathbb{R}^{m \times m}, \\ \hat{\boldsymbol{\alpha}} &= (\mathbf{M}\mathbf{M}^\top + m\xi\mathbf{M})^{-1} \mathbf{M}\dot{\mathbf{Y}} \in \mathbb{R}^m, \quad \hat{h}(d, x, w) = \hat{\boldsymbol{\alpha}}^\top [\mathbf{K}_{\dot{D}d} \odot \mathbf{K}_{\dot{X}x} \odot \{\mathbf{B}^\top \mathbf{K}_{Ww}\}] \in \mathbb{R} \end{aligned}$$

where (λ, ξ) are ridge penalty hyperparameters.

See Appendix E for the derivation, which begins with an original proof that such an $\hat{\boldsymbol{\alpha}} \in \mathbb{R}^m$ even exists. The elementwise products arise because tensor product RKHSs correspond to product kernels. For example, the kernel of $\mathcal{H}_D \otimes \mathcal{H}_X \otimes \mathcal{H}_Z$ is $k(d, x, z; d', x', z') = k_D(d, d')k_X(x, x')k_Z(z, z')$ so its kernel matrix is $\mathbf{K}_{DD} \odot \mathbf{K}_{XX} \odot \mathbf{K}_{ZZ}$. \mathbf{M} is essentially the kernel matrix for the conditional mean embedding $\hat{\mu}(d, x, z) = \phi(d) \otimes \phi(x) \otimes \hat{\mu}_w(d, x, z)$. Interpreting these expressions, $\hat{\boldsymbol{\alpha}}$ is clearly the regularized empirical projection of Y onto $\phi(D) \otimes \phi(X) \otimes \hat{\mu}_w(D, X, Z)$ in the spirit of 2SLS.

Next, I present closed form solutions for treatment effects, e.g. $\hat{\theta}^{ATE}(d) = \langle \hat{h}, \phi(d) \otimes \hat{\mu} \rangle_{\mathcal{H}}$, building on \hat{h} from Algorithm 1. Whereas [Singh et al., 2020, Algorithm 3.1] estimate treatment effects assuming selection on observables, Algorithm 2 estimates treatment effects assuming access to negative controls. For θ_0^{DS} , let \tilde{n} be the number of observations of $(\tilde{x}_i, \tilde{w}_i)$ drawn from population $\tilde{\mathbb{P}}$.

Algorithm 2 (Estimation of treatment effects). Treatment effect estimators have the closed form solutions

1. $\hat{\theta}^{ATE}(d) = n^{-1} \sum_{i=1}^n \hat{\alpha}^\top [\mathbf{K}_{\dot{D}d} \odot \mathbf{K}_{\dot{X}x_i} \odot \{\mathbf{B}^\top \mathbf{K}_{Ww_i}\}]$
2. $\hat{\theta}^{DS}(d, \tilde{\mathbb{P}}) = \tilde{n}^{-1} \sum_{i=1}^{\tilde{n}} \hat{\alpha}^\top [\mathbf{K}_{\dot{D}d} \odot \mathbf{K}_{\dot{X}\tilde{x}_i} \odot \{\mathbf{B}^\top \mathbf{K}_{W\tilde{w}_i}\}]$
3. $\hat{\theta}^{ATT}(d, d') = \hat{\alpha}^\top [\mathbf{K}_{\dot{D}d'} \odot \{[\mathbf{K}_{\dot{X}X} \odot \{\mathbf{B}^\top \mathbf{K}_{WW}\}](\mathbf{K}_{DD} + n\lambda_1 \mathbf{I})^{-1} \mathbf{K}_{Dd}\}]$
4. $\hat{\theta}^{CATE}(d, v) = \hat{\alpha}^\top [\mathbf{K}_{\dot{D}d} \odot \mathbf{K}_{\dot{V}v} \odot \{[\mathbf{K}_{\dot{X}X} \odot \{\mathbf{B}^\top \mathbf{K}_{WW}\}](\mathbf{K}_{VV} + n\lambda_2 \mathbf{I})^{-1} \mathbf{K}_{Vv}\}]$

where (λ_1, λ_2) are ridge regression penalty hyperparameters. In $\hat{\theta}^{CATE}(d, v)$, $\hat{\alpha}$ is the coefficient for the confounding bridge that includes V .

See Appendix E for the derivation. I give theoretical values for the regularization parameters that balance bias and variance in Section 5 below. In particular, I specify (λ, ξ) in Theorem 3 and (λ_1, λ_2) in Theorem 4. In Appendix F, I propose a practical tuning procedure based on the closed form solution of leave-one-out cross validation (LOOCV) to empirically balance bias and variance, and I discuss the time complexity.

4.4 Summary

To fix ideas, I summarize the end-to-end procedure for $\hat{\theta}^{ATE}(d)$. For simplicity, I suppose that the analyst re-uses observations in the two stages of confounding bridge estimation. I provide additional discussion in Appendix E for researchers who are new to kernel methods.

Algorithm 3 (End-to-end details). Given n observations of outcome Y , treatment D , covariates X , negative control outcome W , and negative control treatment Z ,

1. Specify the kernels $k_{\mathcal{D}}, k_{\mathcal{X}}, k_{\mathcal{W}}, k_{\mathcal{Z}}$.
 - (a) For multivariate objects, e.g. $X = (X_1, \dots, X_p)$, use the product of scalar kernels

$$k_{\mathcal{X}}(x, x') = \prod_{j=1}^p k_{\mathcal{X}_1}(x_1, x'_1) \cdot \dots \cdot k_{\mathcal{X}_p}(x_p, x'_p).$$

- (b) Tune the scalar kernel hyperparameters. For example, if the treatment kernel k_D is chosen as the Gaussian kernel, a standard heuristic is to use the median interpoint distance among observed treatment values.

- (c) Compute the kernel matrices, e.g. $\mathbf{K}_{DD} \in \mathbb{R}^{n \times n}$ with (i, j) -th entry $k_{\mathcal{D}}(d_i, d_j)$.
2. Specify the regularization hyperparameters (λ, ξ) .
- (a) For λ , I derive the closed form solution of LOOCV in Appendix F.
- (b) The same procedure applies to ξ , plugging in the chosen value of λ .
3. Estimate the confounding bridge \hat{h} in two stages, using (λ, ξ) .
- (a) Estimate the distribution in the integral equation $\hat{\mathbb{P}}(w|d, x, z)$ via its mean embedding $\hat{\mu}_w(d, x, z)$ with regularization λ as

$$[\hat{\mu}_w(d, x, z)](w) = \mathbf{K}_{wW}(\mathbf{K}_{DD} \odot \mathbf{K}_{XX} \odot \mathbf{K}_{ZZ} + n\lambda\mathbf{I})^{-1}[\mathbf{K}_{Dd} \odot \mathbf{K}_{Xx} \odot \mathbf{K}_{Zz}].$$

- (b) Regress Y onto $\phi(D) \otimes \phi(X) \otimes \hat{\mu}_w(D, X, Z)$ with regularization ξ . It turns out that $\hat{h}(d, x, w) = \hat{\boldsymbol{\alpha}}^\top [\mathbf{K}_{Dd} \odot \mathbf{K}_{Xx} \odot \{\mathbf{B}^\top \mathbf{K}_{Ww}\}] \in \mathbb{R}$ where

$$\begin{aligned} \mathbf{A} &= \mathbf{K}_{DD} \odot \mathbf{K}_{XX} \odot \mathbf{K}_{ZZ} \in \mathbb{R}^{n \times n}, \quad \mathbf{B} = (\mathbf{A} + n\lambda\mathbf{I})^{-1}\mathbf{A} \in \mathbb{R}^{n \times n}, \\ \mathbf{M} &= \mathbf{K}_{DD} \odot \mathbf{K}_{XX} \odot \{\mathbf{B}^\top \mathbf{K}_{WW}\mathbf{B}\} \in \mathbb{R}^{n \times n}, \quad \hat{\boldsymbol{\alpha}} = (\mathbf{M}\mathbf{M}^\top + n\xi\mathbf{M})^{-1}\mathbf{M}\mathbf{Y} \in \mathbb{R}^n. \end{aligned}$$

4. Estimate the counterfactual distribution $\hat{\mathbb{P}}(x, w)$ via its mean embedding $\hat{\mu}$ as

$$[\hat{\mu}](x, w) = \frac{1}{n} \sum_{i=1}^n k_{\mathcal{X}}(x_i, x) k_{\mathcal{W}}(w_i, w) \in \mathbb{R}.$$

5. Estimate the dose response $\hat{\theta}^{ATE}(d)$ by combining \hat{h} and $\hat{\mu}$ according to $\hat{\theta}^{ATE}(d) = \langle \hat{h}, \phi(d) \otimes \hat{\mu} \rangle_{\mathcal{H}}$. To do so, match the common arguments (x, w) of \hat{h} and $\hat{\mu}$. In summary,

$$\hat{\theta}^{ATE}(d) = \frac{1}{n} \sum_{i=1}^n \hat{\boldsymbol{\alpha}}^\top [\mathbf{K}_{Dd} \odot \mathbf{K}_{Xx_i} \odot \{\mathbf{B}^\top \mathbf{K}_{Ww_i}\}] \in \mathbb{R}.$$

5 Consistency

To define the learning problem in Section 3, I placed three assumptions: availability of negative controls (Assumption 1); existence and completeness of the confounding bridge (Assumption 2); and invariance of the confounding bridge for transfer learning (Assumption 3). To construct an algorithm in Section 4, I assumed RKHS regularity (Assumption 4).

To guarantee uniform consistency in this section, I place three final assumptions: original space regularity (Assumption 5); smoothness of conditional expectation operators (Assumption 6); and smoothness of the confounding bridge (Assumption 7). I first prove uniform consistency of the confounding bridge, then uniform consistency of treatment effects. As before, for θ_0^{ATE} I extend the stated assumptions from X to (V, X) .

5.1 Confounding bridge

I require weak regularity conditions on the original spaces of the outcome Y , treatment D , covariates (V, X) , and negative controls (W, Z) .

Assumption 5 (Original space regularity conditions). Assume

1. $Y \in \mathcal{Y} \subset \mathbb{R}$ is bounded, i.e. there exists $C < \infty$ such that $|Y| \leq C$ almost surely.
2. \mathcal{D} , \mathcal{X} , \mathcal{W} , and \mathcal{Z} are Polish spaces.

To simplify notation and analysis, I require that the outcome $Y \in \mathbb{R}$ is a bounded scalar. More generally, \mathcal{Y} could be a separable Hilbert space. I preserve generality for treatment, covariates, and negative controls. A Polish space is a separable and completely metrizable topological space. Random variables with support in a Polish space may be discrete or continuous and low, high, or infinite dimensional. As such, I allow for treatment, covariates, and negative controls that could even be texts, graphs, or images.

Next, I place a smoothness condition in the sense of (3) for the conditional mean embedding $\mu_w(d, x, z)$. In anticipation of later analysis, I articulate this assumption abstractly. Consider the abstract conditional mean embedding $\mu_a(b) := \int \phi(a) d\mathbb{P}(a|b)$ where $a \in \mathcal{A}_j$ and $b \in \mathcal{B}_j$. I will ultimately consider the three different conditional mean embeddings $\mu_w(d, x, z)$, $\mu(d)$, and $\mu(v)$ indexed by $j \in \{0, 1, 2\}$. As previewed in Section 3, the conditional expectation operator $E_j : \mathcal{H}_{\mathcal{A}_j} \rightarrow \mathcal{H}_{\mathcal{B}_j}$, $f(\cdot) \mapsto \mathbb{E}[f(A_j)|B_j = \cdot]$ encodes the same information as $\mu_a(b)$. In particular,

$$\mu_a(b) = \int \phi(a) d\mathbb{P}(a|b) = [E_j \phi(\cdot)](b) = [E_j^* \phi(b)](\cdot), \quad a \in \mathcal{A}_j, \quad b \in \mathcal{B}_j$$

where $E_j^* : \mathcal{H}_{\mathcal{B}_j} \rightarrow \mathcal{H}_{\mathcal{A}_j}$, $g(\cdot) \mapsto \mathbb{E}[g(B_j)|A_j = \cdot]$ is the adjoint of E_j . I denote the space of Hilbert-Schmidt operators between $\mathcal{H}_{\mathcal{A}_j}$ and $\mathcal{H}_{\mathcal{B}_j}$ by $\mathcal{L}_2(\mathcal{H}_{\mathcal{A}_j}, \mathcal{H}_{\mathcal{B}_j})$, which is an RKHS in its own right.

Assumption 6 (Smooth conditional expectation operator). Assume $E_j \in [\mathcal{L}_2(\mathcal{H}_{\mathcal{A}_j}, \mathcal{H}_{\mathcal{B}_j})]^{c_j}$.

To specialize the assumption, all one has to do is specify \mathcal{A}_j and \mathcal{B}_j . For example, for $\mu_w(d, x, z)$, $\mathcal{A}_0 = \mathcal{W}$ and $\mathcal{B}_0 = \mathcal{D} \times \mathcal{X} \times \mathcal{Z}$. By assuming smoothness of E_0 , I assume smoothness of $\mu_w(d, x, z)$. I explicitly specialize the assumption in Appendices G and H.

The final assumption that I place in order to prove uniform consistency of the confounding bridge estimator \hat{h} is that the confounding bridge h_0 is smooth in the sense of (3). Recall that the features for the RKHS \mathcal{H} are $\phi(d, x, w) = \phi(d) \otimes \phi(x) \otimes \phi(w)$. Recall from Theorem 2 that we must solve the integral equation $\gamma_0(d, x, z) = \langle h_0, \mu(d, x, z) \rangle_{\mathcal{H}}$ where $\mu(d, x, z) = \phi(d) \otimes \phi(x) \otimes \mu_w(d, x, z)$ is a mean embedding. By construction,

$$\langle \mu(d, x, z), \mu(d', x', z') \rangle_{\mathcal{H}} = k_{\mathcal{D}}(d, d') k_{\mathcal{X}}(x, x') \int k_{\mathcal{W}}(w, w') d\mathbb{P}(w|d, x, z) d\mathbb{P}(w'|d', x', z'),$$

which we may interpret as the inner product of a space $\mathcal{H}_{\mu} \subset \mathcal{H}$. In words, the kernel of \mathcal{H}_{μ} is simply the kernel of \mathcal{H} after integrating out (w, w') according to the conditional distribution $\mathbb{P}(w|d, x, z)$ from the integral equation. Formally, \mathcal{H}_{μ} can be viewed as an RKHS of functions evaluated on mean embeddings instead of features [Szabó et al., 2016].

Assumption 7 (Smooth confounding bridge). Assume $h_0 \in \mathcal{H}_{\mu}^c$.

As a technical aside, an analyst may introduce additional nonlinearity by enriching the model and enriching this assumption. A richer model would instead allow $\gamma_0(d, x, z) = H_0 \mu(d, x, z)$ where $H_0 : \mathcal{H} \rightarrow \mathbb{R}$ is a nonlinear mapping in a richer RKHS. In such case, the smoothness assumption would be placed on H_0 rather than h_0 and a notion of Hölder continuity is required [Szabó et al., 2016, Table 1]. For clarity, I omit this complexity.

Under these conditions, I arrive at the first main result: uniform consistency of the confounding bridge. This result appears to be the first finite sample uniform analysis of nonparametric instrumental variable regression in the RKHS. By allowing $n \neq m$, I allow the possibility of asymmetric sample splitting and the use of observations from different data sets. The finite sample rates are expressed in terms of (n, m) . The parameter $a > 0$ characterizes the ratio between the sample sizes.

Theorem 3 (Consistency of confounding bridge). Suppose Assumptions 2, 4, 5, 6 with $\mathcal{A}_0 = \mathcal{W}$ and $\mathcal{B}_0 = \mathcal{D} \times \mathcal{X} \times \mathcal{Z}$, and 7 hold. Set $\lambda = n^{-\frac{1}{c_0+1}}$ and $n = m^{\frac{a(c_0+1)}{c_0-1}}$ where $a > 0$.

1. If $a \leq (c+3)/(c+1)$ then $\|\hat{h} - h_0\|_\infty = O_p(m^{-\frac{1}{2} \frac{a(c-1)}{c+3}})$ with $\xi = m^{-\frac{a}{c+3}}$.
2. If $a \geq (c+3)/(c+1)$ then $\|\hat{h} - h_0\|_\infty = O_p(m^{-\frac{1}{2} \frac{c-1}{c+1}})$ with $\xi = m^{-\frac{1}{c+1}}$.

See Appendix G for exact finite sample rates. At $a = (c+3)/(c+1) < 2$, the convergence rate $m^{-\frac{1}{2} \frac{c-1}{c+1}}$ attains the rate of single stage kernel ridge regression with respect to m [Smale and Zhou, 2007]. This rate is calibrated by c , the smoothness of confounding bridge. However, this rate requires the ratio between sample sizes to be $n = m^{\frac{c+3}{c+1} \cdot \frac{(c_0+1)}{c_0-1}}$, implying $n \gg m$. In practice, the analyst often uses the same observations to estimate $\hat{\mu}_w(d, x, z)$ and \hat{h} .

Corollary 1 (Reusing samples). If samples are reused to estimate $\hat{\mu}_w(d, x, z)$ and \hat{h} , then $n = m$, $a = (c_0 - 1)/(c_0 + 1) < 1$, $\xi = n^{-\frac{c_0-1}{(c_0+1)(c+3)}}$, and $\|\hat{h} - h_0\|_\infty = O_p(n^{-\frac{1}{2} \frac{c_0-1}{c_0+1} \frac{c-1}{c+3}})$.

This rate adapts to the smoothness c_0 of the conditional distribution as well as the smoothness c of the confounding bridge. The slow rate reflects the challenge of a uniform norm guarantee in an ill posed inverse problem. A faster rate could be possible under further assumptions on the spectral decay of the RKHS, which I leave to future work.

5.2 Treatment effects

Recall from Theorem 2 that θ_0^{ATT} and θ_0^{CATE} contain conditional mean embeddings $\mu(d)$ and $\mu(v)$, respectively. I estimate these conditional mean embeddings by regularized projections in Algorithm 2. To control bias introduced by regularization, I place smoothness conditions in the sense of (3) for $\mu(d)$ and $\mu(v)$ as well. As previewed in the discussion about $\mu_w(d, x, z)$ and E_0 , a conditional mean embedding corresponds to a conditional expectation operator. As before, all one has to do is specify \mathcal{A}_j and \mathcal{B}_j to specialize the assumption. For $\mu(d)$, $\mathcal{A}_1 = \mathcal{X} \times \mathcal{W}$ and $\mathcal{B}_1 = \mathcal{D}$; for $\mu(v)$, $\mathcal{A}_2 = \mathcal{X} \times \mathcal{W}$ and $\mathcal{B}_2 = \mathcal{V}$.

Under these conditions, I arrive at the second main result: uniform consistency of the treatment effect estimators. For simplicity, I assume the analyst reuses samples, so that $n = m$. Recall \tilde{n} is the number of observations drawn from the alternative population $\tilde{\mathbb{P}}$.

Theorem 4 (Consistency of treatment effects). Suppose Assumption 1 holds, as well as the conditions of Theorem 3. Set $(\lambda, \lambda_1, \lambda_2) = (n^{-\frac{1}{c_0+1}}, n^{-\frac{1}{c_1+1}}, n^{-\frac{1}{c_2+1}})$ and $\xi = n^{-\frac{c_0-1}{(c_0+1)(c+3)}}$.

1. Then

$$\|\hat{\theta}^{ATE} - \theta_0^{ATE}\|_{\infty} = O_p \left(n^{-\frac{1}{2} \frac{c_0-1}{c_0+1} \frac{c-1}{c+3}} \right).$$

2. If in addition Assumption 3 holds, then

$$\|\hat{\theta}^{DS}(\cdot, \tilde{\mathbb{P}}) - \theta_0^{DS}(\cdot, \tilde{\mathbb{P}})\|_{\infty} = O_p \left(n^{-\frac{1}{2} \frac{c_0-1}{c_0+1} \frac{c-1}{c+3}} + \tilde{n}^{-\frac{1}{2}} \right).$$

3. If in addition Assumption 6 holds with $\mathcal{A}_1 = \mathcal{X} \times \mathcal{W}$ and $\mathcal{B}_1 = \mathcal{D}$, then

$$\|\hat{\theta}^{ATT} - \theta_0^{ATT}\|_{\infty} = O_p \left(n^{-\frac{1}{2} \frac{c_0-1}{c_0+1} \frac{c-1}{c+3}} + n^{-\frac{1}{2} \frac{c_1-1}{c_1+1}} \right).$$

4. If in addition Assumption 6 holds with $\mathcal{A}_2 = \mathcal{X} \times \mathcal{W}$ and $\mathcal{B}_2 = \mathcal{V}$, then

$$\|\hat{\theta}^{CATE} - \theta_0^{CATE}\|_{\infty} = O_p \left(n^{-\frac{1}{2} \frac{c_0-1}{c_0+1} \frac{c-1}{c+3}} + n^{-\frac{1}{2} \frac{c_2-1}{c_2+1}} \right).$$

See Appendix H for exact finite sample rates. Inspecting the rates, we see that each one is a sum of the rate for the confounding bridge from Corollary 1 with the rate for the appropriate mean embedding estimation procedure. The rates adapt to the smoothness parameters (c, c_0, c_1, c_2) of the confounding bridge h_0 and the conditional expectation operators E_0 , E_1 , and E_2 . Equivalently, the rates adapt to the smoothness of the confounding bridge h_0 and the conditional distributions $\mathbb{P}(w|d, x, z)$, $\mathbb{P}(x, w|d)$, and $\mathbb{P}(x, w|v)$.

The goal of this project is to propose dose response and heterogeneous treatment effect estimators to ultimately inform policy and medical decisions. For this reason, I prove a uniform guarantee that strictly controls error for *any* level of treatment, rather than a mean square guarantee that controls error for the *average* level of treatment. Uniform guarantees come at the cost of slower rates. In negative control treatment effect estimation, the ill posedness of the confounding bridge learning problem compounds this phenomenon. Theorem 4 appears to be the first finite sample analysis for nonparametric negative control treatment effects, and it holds under weak assumptions. Obtaining faster rates, perhaps via further assumptions on spectral decay, is an important direction for future work.

6 Simulation and application

6.1 Simulations

I evaluate the empirical performance of the new estimators. I focus on dose response with negative controls, and consider various designs with varying sample sizes. Specifically, I compare the new algorithm that uses negative controls (N.C.) with an existing RKHS algorithm for nonparametric treatment effects (T.E.) [Singh et al., 2020] that ignores unobserved confounding and instead classifies negative controls as additional covariates. Whereas the new algorithm involves reweighting a confounding bridge, the previous algorithm involves reweighting a regression. For each design, sample size, and algorithm, I implement 100 simulations and calculate mean square error (MSE) with respect to the true counterfactual function.

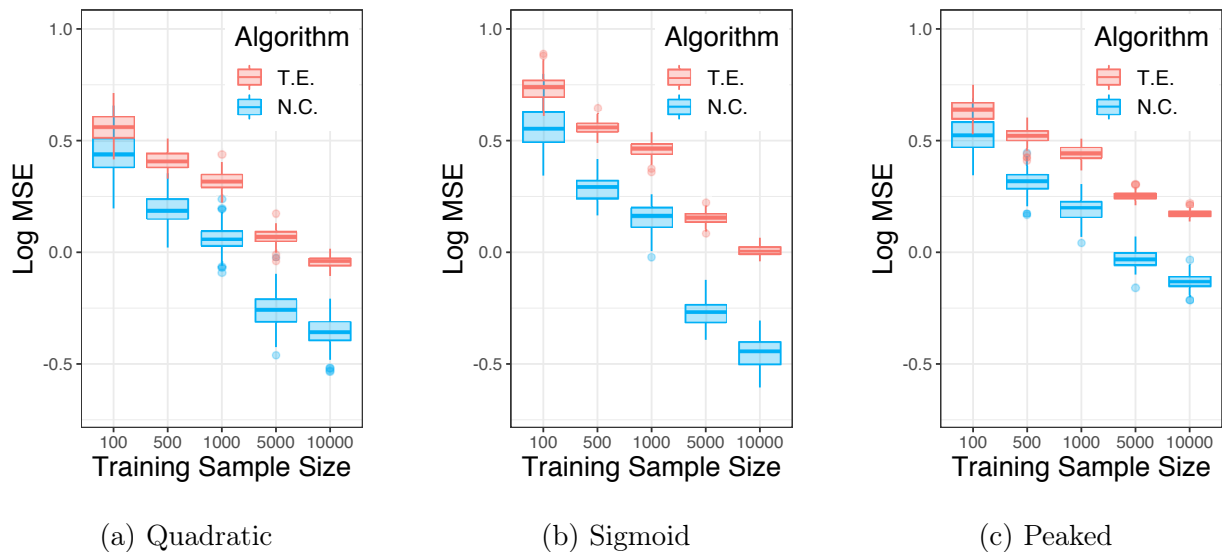


Figure 2: Simulation results for various designs

Specifically, I adapt the continuous treatment effect design proposed by [Colangelo and Lee, 2020]. Whereas the original setting studied by [Colangelo and Lee, 2020] has no unobserved confounding, my modification does have unobserved confounding. The goal is to learn the counterfactual function $\theta_0^{ATE}(d)$, which may be a quadratic, sigmoid, or peaked function. A single observation consists of the tuple (Y, W, D, Z, X) for outcome, negative control outcome, treatment, negative control treatment, and covariates. (Y, D) are continuous scalars.

In the baseline experiment, $X \in \mathbb{R}^5$ and $(Z, W) \in \mathbb{R}$.

To explore the role of sample size, I consider $n \in \{100, 500, 1000, 5000, 10000\}$. To explore the role of dimension, I focus on the quadratic design, fix sample size at $n = 1000$, and then vary $\dim(X) \in \{1, 5, 10, 50, 100\}$, $\dim(Z) \in \{1, 5, 10\}$, or $\dim(W) \in \{1, 5, 10\}$. This range of sample sizes and dimensions is common in epidemiology research. Figures 2 and 3 visualize results. Across designs, sample sizes, and dimensions, the use of negative controls to adjust for unobserved confounding improves performance. The improvement is generally increasing in n and $\dim(Z)$ but decreasing in $\dim(X)$ and $\dim(W)$. Intuitively, (X, W) are the variables used in the reweighting step, which is common across the two estimators N.C. and T.E.; as this step becomes relatively more important, the estimators become more similar. See Appendix I for implementation details as well as additional simulations that confirm: (i) robustness to tuning; (ii) improvement when treatment is discrete; and (iii) inefficiency in the absence of unobserved confounding.

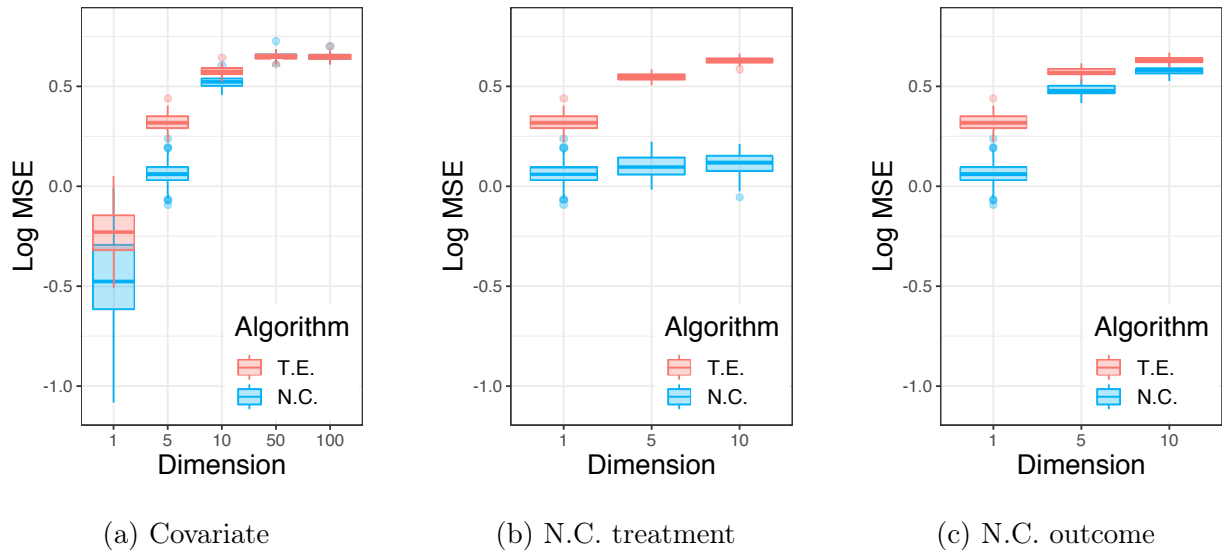


Figure 3: Simulation results for various dimensions

6.2 Dose response of cigarette smoking

Estimating the effect of cigarette smoking on infant birth weight is challenging for several reasons. First, pregnant women are classified as a vulnerable population, so they are typically excluded from clinical trials of any kind. When the treatment of interest causes

harm, ethical considerations preclude randomization. Therefore *observational* data are the only option. Second, pregnancy induces many physiological changes, so medical knowledge predicts different dose response curves for women who are pregnant compared to women who are not pregnant. For example, plasma volume increases 35%, cardiac output increases 40%, and glomerular filtration rate (a measure of kidney function) increases 50% during pregnancy [Cunningham et al., 2014]. Therefore the shape of the dose response curve for pregnant women is an unknown, *nonparametric* quantity. Third, medical records exclude an *unobserved confounder* known to be crucial for maternal-fetal health: household income [Joseph et al., 2007].

In this section, I argue that medical records include variables that satisfy the properties of *negative controls* for unobserved income. I provide preliminary results and outline directions for future work on this topic. Finally, I discuss what issues may arise if there are additional unobserved confounders. The purpose of this case study is to illustrate how the proposed estimators may be useful in epidemiology research, though the findings are not conclusive.

I estimate the dose response curve of cigarette smoking on infant birth weight using a data set of singleton births in the state of Pennsylvania between 1989 and 1991 assembled by [Almond et al., 2005] and subsequently analyzed by [Cattaneo, 2010]. I focus on Pennsylvania because smoking data are available for over 95% of mothers. I focus on singleton births because multiple gestations reflect a variety of factors and result in different fetal growth trajectories. 21% of women report smoking during pregnancy, and I subset to this sample. I consider the subpopulations of (a) nonhispanic white women who smoke ($n = 73,834$), (b) nonhispanic black women who smoke ($n = 17,625$), and (c) hispanic women who smoke ($n = 2,152$). Formally, I estimate $\theta_0^{CATE}(d, v)$ where $D \in \mathbb{R}$ is the number of cigarettes smoked per day, and

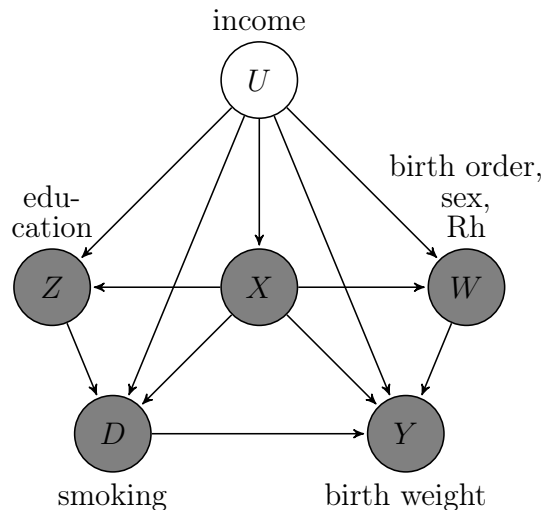


Figure 4: Smoking DAG

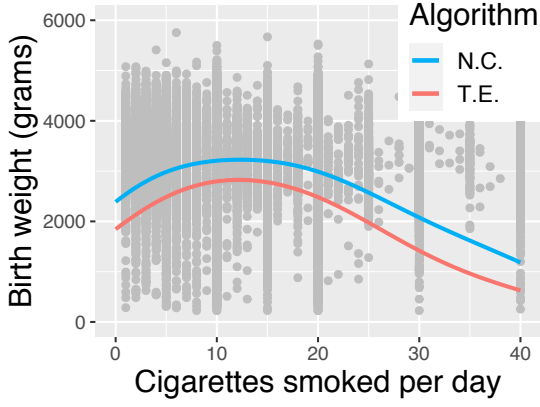
V concatenates mother’s race $V_1 \in \{\text{white, black, hispanic}\}$ and mother’s smoking status $V_2 \in \{0, 1\}$. See Appendix J for further discussion.

The classification of variables extensively relies on domain knowledge, so I sought the expertise of physicians from the Department of Obstetrics, Gynecology & Reproductive Biology at Harvard Medical School. Together, we arrived at the classification given in Appendix J, based on a canonical textbook [Cunningham et al., 2014]. Figure 4 illustrates the model. Demographics, alcohol consumption, prenatal care, existing medical conditions, county, and year serve as covariates X since they may be associated with both smoking D and birth weight Y .

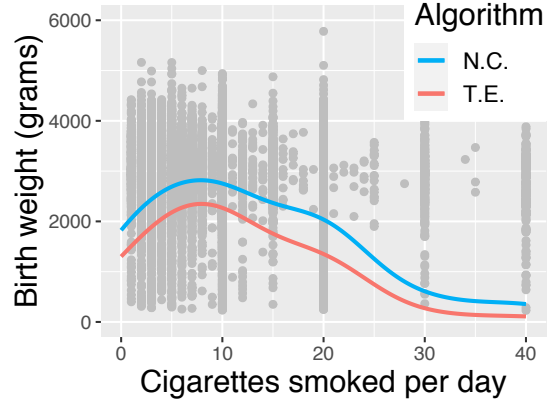
Education serves as a negative control treatment Z because it reflects unobserved confounding due to household income U but has no direct medical effect on birth weight Y . Formally, we require $Z \perp\!\!\!\perp Y | D, U, X$: education is independent of birth weight after conditioning on smoking, income, and observed covariates. Prenatal care and weight gain are the observed covariates that, along with smoking and income, justify the conditional independence between education and birth weight.

Infant birth order and sex serve as a negative control outcomes W because family size reflects household income U but is not directly caused by smoking D or education Z . Formally, we require $W \perp\!\!\!\perp D, Z | U, X$: family size is independent of smoking and education after conditioning on income and observed covariates. Age and marriage status are the observed covariates that, along with income, justify the conditional independence between education and family size. We also include Rh sensitization as a negative control outcome because it is one of the few medical conditions not affected by smoking (it is caused by blood type).

I implement both the new algorithm (N.C.) and an existing RKHS algorithm for continuous treatment effect (T.E) [Singh et al., 2020] that ignores unobserved confounding. For the method that ignores unobserved confounding, I classify negative controls as additional covariates. Figures 5 and 6 visualize results for white, black, and hispanic smoking mothers. The effect of cigarettes smoked per day D on birth weight in grams Y is generally negative with similar shapes across subpopulations. The counterfactual birth weights for black and hispanic mothers are lower than for white mothers when the number of cigarettes is high. The main finding is that using negative controls leads to higher dose response curves.



(a) White smoking mothers



(b) Black smoking mothers

Figure 5: Effect of cigarette smoking on birth weight for different subpopulations; $\theta_0^{CATE}(d, v)$ where $D \in \mathbb{R}$ is the number of cigarettes smoked per day, and V concatenates mother’s race $V_1 \in \{\text{white, black, hispanic}\}$ and mother’s smoking status $V_2 \in \{0, 1\}$.

Under the stated causal assumptions, the gap between N.C. and T.E. is the magnitude of unobserved confounding due to income. These preliminary results support the clinical hypothesis that poverty is an unmeasured confounder that affects infant birth weight. Unobserved poverty may substantially mislead observational studies that fail to account for it. See Appendix J for implementation details.

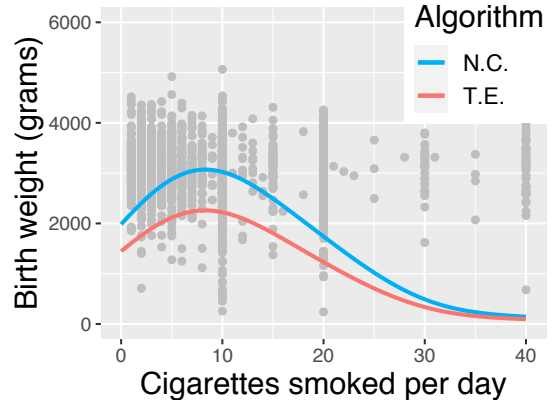
An unanticipated result is that the dose response curves appear nonmonotonic; estimated counterfactual birth weight increases before it decreases. This phenomenon prevails across subpopulations, and it can be seen in not only N.C. but also T.E. and the raw data. We propose two conjectures based on the data and domain knowledge. Both of these conjectures are ways in which the data generating process may violate the causal assumptions in Assumption 1.

First, it may be that measurement error contaminates observations. In the raw data, it appears that when the number of cigarettes was between one and 10 it may have been rounded up to 10. Indeed, Figures 5 and 6 document substantial point masses at multiples of 10. This phenomenon would violate our causal model, since it would mean that when the true treatment value d was less than 10, we observe $D = 10$, $Z = z$, yet $Y = Y^{(d,z)}$. In such case, estimates of the dose response for $d < 10$ may be unreliable. How to account for measurement error in negative control estimation remains an open question.

Second, it could be that another unobserved confounder exists, is not detected by the negative controls, and disproportionately affects women who reported smoking less than 10 cigarettes. Previous studies suggest that rural-urban classification, poverty, and psychosocial stress are possible confounders [Hobel et al., 2008]. In our analysis, we account for rural-urban classification as an observed covariate and we account for poverty via negative controls, but we did not find plausible negative controls for stress in this data set; see Appendix J for further discussion. Indeed, psychosocial stress is notoriously difficult to measure, and it may cause both smoking and low birth weight. We pose for future work a further analysis that adjusts for unobserved confounding due to both income and stress.

7 Conclusion

I propose a new family of nonparametric algorithms for learning treatment effects with negative controls. The estimators are easily implemented and uniformly consistent. As a contribution to the negative control literature, I propose methods to estimate dose response curves and heterogeneous treatment effects under the assumption that treatment effects are smooth. As a contribution to the kernel methods literature, I show how the RKHS is well suited to causal inference in the presence of unobserved confounding. As a contribution to maternal-fetal medicine, I propose a toolkit for estimating dose response curves for pregnant women from medical records despite unobserved confounding. The results suggest that RKHS methods may be an effective bridge between epidemiology and machine learning.



(c) Hispanic smoking mothers

Figure 6: Effect of cigarette smoking on birth weight for different subpopulations; $\theta_0^{ATE}(d, v)$ where $D \in \mathbb{R}$ is the number of cigarettes smoked per day, and V concatenates mother's race $V_1 \in \{\text{white, black, hispanic}\}$ and mother's smoking status $V_2 \in \{0, 1\}$.

References

- [Abadie, 2005] Abadie, A. (2005). Semiparametric difference-in-differences estimators. *The Review of Economic Studies*, 72(1):1–19.
- [Abrevaya et al., 2015] Abrevaya, J., Hsu, Y.-C., and Lieli, R. P. (2015). Estimating conditional average treatment effects. *Journal of Business & Economic Statistics*, 33(4):485–505.
- [Almond et al., 2005] Almond, D., Chay, K. Y., and Lee, D. S. (2005). The costs of low birth weight. *The Quarterly Journal of Economics*, 120(3):1031–1083.
- [Angrist et al., 1996] Angrist, J. D., Imbens, G. W., and Rubin, D. B. (1996). Identification of causal effects using instrumental variables. *Journal of the American Statistical Association*, 91(434):444–455.
- [Athey and Imbens, 2006] Athey, S. and Imbens, G. W. (2006). Identification and inference in nonlinear difference-in-differences models. *Econometrica*, 74(2):431–497.
- [Berkson, 1958] Berkson, J. (1958). Smoking and lung cancer: Some observations on two recent reports. *Journal of the American Statistical Association*, 53(281):28–38.
- [Berlinet and Thomas-Agnan, 2011] Berlinet, A. and Thomas-Agnan, C. (2011). *Reproducing Kernel Hilbert Spaces in Probability and Statistics*. Springer Science & Business Media.
- [Caponnetto and De Vito, 2007] Caponnetto, A. and De Vito, E. (2007). Optimal rates for the regularized least-squares algorithm. *Foundations of Computational Mathematics*, 7(3):331–368.
- [Card, 1990] Card, D. (1990). The impact of the Mariel boatlift on the Miami labor market. *Industrial and Labor Relations Review*, 43(2):245–257.
- [Carrasco et al., 2007] Carrasco, M., Florens, J.-P., and Renault, E. (2007). Linear inverse problems in structural econometrics estimation based on spectral decomposition and regularization. *Handbook of Econometrics*, 6:5633–5751.

- [Cattaneo, 2010] Cattaneo, M. D. (2010). Efficient semiparametric estimation of multi-valued treatment effects under ignorability. *Journal of Econometrics*, 155(2):138–154.
- [Chen and Christensen, 2018] Chen, X. and Christensen, T. M. (2018). Optimal sup-norm rates and uniform inference on nonlinear functionals of nonparametric IV regression. *Quantitative Economics*, 9(1):39–84.
- [Chernozhukov et al., 2021] Chernozhukov, V., Newey, W. K., and Singh, R. (2021). A simple and general debiased machine learning theorem with finite sample guarantees. *arXiv:2105.15197*.
- [Colangelo and Lee, 2020] Colangelo, K. and Lee, Y.-Y. (2020). Double debiased machine learning nonparametric inference with continuous treatments. *arXiv:2004.03036*.
- [Cucker and Smale, 2002] Cucker, F. and Smale, S. (2002). On the mathematical foundations of learning. *Bulletin of the American Mathematical Society*, 39(1):1–49.
- [Cui et al., 2020] Cui, Y., Pu, H., Shi, X., Miao, W., and Tchetgen Tchetgen, E. J. (2020). Semiparametric proximal causal inference. *arXiv:2011.08411*.
- [Cunningham et al., 2014] Cunningham, F. G., Leveno, K. J., Bloom, S. L., Spong, C. Y., Dashe, J. S., Hoffman, B. L., Casey, B. M., and Sheffield, J. S. (2014). *Williams Obstetrics*, volume 7. McGraw-Hill Medical New York.
- [Darolles et al., 2011] Darolles, S., Fan, Y., Florens, J.-P., and Renault, E. (2011). Non-parametric instrumental regression. *Econometrica*, 79(5):1541–1565.
- [Deaner, 2018] Deaner, B. (2018). Proxy controls and panel data. *arXiv:1810.00283*.
- [Dikkala et al., 2020] Dikkala, N., Lewis, G., Mackey, L., and Syrgkanis, V. (2020). Minimax estimation of conditional moment models. *Advances in Neural Information Processing Systems*, 33:12248–12262.
- [Fischer and Steinwart, 2020] Fischer, S. and Steinwart, I. (2020). Sobolev norm learning rates for regularized least-squares algorithms. *Journal of Machine Learning Research*, 21:205–1.

- [Gagnon-Bartsch and Speed, 2012] Gagnon-Bartsch, J. A. and Speed, T. P. (2012). Using control genes to correct for unwanted variation in microarray data. *Biostatistics*, 13(3):539–552.
- [Ghassami et al., 2021] Ghassami, A., Ying, A., Shpitser, I., and Tchetgen Tchetgen, E. J. (2021). Minimax kernel machine learning for a class of doubly robust functionals. *arXiv:2104.02929*.
- [Hall and Horowitz, 2005] Hall, P. and Horowitz, J. L. (2005). Nonparametric methods for inference in the presence of instrumental variables. *The Annals of Statistics*, 33(6):2904–2929.
- [Hill, 1965] Hill, A. B. (1965). The environment and disease: Association or causation? *Proceedings of the Royal Society of Medicine*, 58:295–300.
- [Hobel et al., 2008] Hobel, C. J., Goldstein, A., and Barrett, E. S. (2008). Psychosocial stress and pregnancy outcome. *Clinical Obstetrics and Gynecology*, 51(2):333–348.
- [Joseph et al., 2007] Joseph, K., Liston, R. M., Dodds, L., Dahlgren, L., and Allen, A. C. (2007). Socioeconomic status and perinatal outcomes in a setting with universal access to essential health care services. *Canadian Medical Association Journal*, 177(6):583–590.
- [Kallus et al., 2021] Kallus, N., Mao, X., and Uehara, M. (2021). Causal inference under unmeasured confounding with negative controls: A minimax learning approach. *arXiv:2103.14029*.
- [Kress, 1989] Kress, R. (1989). *Linear Integral Equations*, volume 3. Springer.
- [Kuroki and Pearl, 2014] Kuroki, M. and Pearl, J. (2014). Measurement bias and effect restoration in causal inference. *Biometrika*, 101(2):423–437.
- [Lipsitch et al., 2010] Lipsitch, M., Tchetgen Tchetgen, E. J., and Cohen, T. (2010). Negative controls: A tool for detecting confounding and bias in observational studies. *Epidemiology*, 21(3):383.
- [Lousdal et al., 2020] Lousdal, M. L., Lash, T. L., Flanders, W. D., Brookhart, M. A., Kristiansen, I. S., Kalager, M., and Støvring, H. (2020). Negative controls to detect

uncontrolled confounding in observational studies of mammographic screening comparing participants and non-participants. *International Journal of Epidemiology*.

[Mastouri et al., 2021] Mastouri, A., Zhu, Y., Gultchin, L., Korba, A., Silva, R., Kusner, M. J., Gretton, A., and Muandet, K. (2021). Proximal causal learning with kernels: Two-stage estimation and moment restriction. *arXiv:2105.04544*.

[Meyer, 1995] Meyer, B. D. (1995). Natural and quasi-experiments in economics. *Journal of Business & Economic Statistics*, 13(2):151–161.

[Miao et al., 2018] Miao, W., Geng, Z., and Tchetgen Tchetgen, E. J. (2018). Identifying causal effects with proxy variables of an unmeasured confounder. *Biometrika*, 105(4):987–993.

[Miao and Tchetgen Tchetgen, 2018] Miao, W. and Tchetgen Tchetgen, E. J. (2018). A confounding bridge approach for double negative control inference on causal effects. *arXiv:1808.04945*.

[Newey, 1994] Newey, W. K. (1994). Kernel estimation of partial means and a general variance estimator. *Econometric Theory*, pages 233–253.

[Newey and Powell, 2003] Newey, W. K. and Powell, J. L. (2003). Instrumental variable estimation of nonparametric models. *Econometrica*, 71(5):1565–1578.

[Nie and Wager, 2021] Nie, X. and Wager, S. (2021). Quasi-oracle estimation of heterogeneous treatment effects. *Biometrika*, 108(2):299–319.

[Rosenbaum, 1989] Rosenbaum, P. R. (1989). The role of known effects in observational studies. *Biometrics*, 45(2):557–569.

[Shi et al., 2020] Shi, X., Miao, W., Nelson, J. C., and Tchetgen Tchetgen, E. J. (2020). Multiply robust causal inference with double-negative control adjustment for categorical unmeasured confounding. *Journal of the Royal Statistical Society: Series B (Statistical Methodology)*, 82(2):521–540.

- [Singh et al., 2019] Singh, R., Sahani, M., and Gretton, A. (2019). Kernel instrumental variable regression. In *Advances in Neural Information Processing Systems*, pages 4595–4607.
- [Singh et al., 2020] Singh, R., Xu, L., and Gretton, A. (2020). Kernel methods for policy evaluation: Treatment effects, mediation analysis, and off-policy planning. *arXiv:2010.04855*.
- [Smale and Zhou, 2005] Smale, S. and Zhou, D.-X. (2005). Shannon sampling II: Connections to learning theory. *Applied and Computational Harmonic Analysis*, 19(3):285–302.
- [Smale and Zhou, 2007] Smale, S. and Zhou, D.-X. (2007). Learning theory estimates via integral operators and their approximations. *Constructive Approximation*, 26(2):153–172.
- [Sofer et al., 2016] Sofer, T., Richardson, D. B., Colicino, E., Schwartz, J., and Tchetgen Tchetgen, E. J. (2016). On negative outcome control of unobserved confounding as a generalization of difference-in-differences. *Statistical Science*, 31(3):348.
- [Sriperumbudur et al., 2010] Sriperumbudur, B., Fukumizu, K., and Lanckriet, G. (2010). On the relation between universality, characteristic kernels and RKHS embedding of measures. In *International Conference on Artificial Intelligence and Statistics*, pages 773–780.
- [Steinwart and Christmann, 2008] Steinwart, I. and Christmann, A. (2008). *Support Vector Machines*. Springer Science & Business Media.
- [Szabó et al., 2016] Szabó, Z., Sriperumbudur, B. K., Póczos, B., and Gretton, A. (2016). Learning theory for distribution regression. *The Journal of Machine Learning Research*, 17(1):5272–5311.
- [Tchetgen Tchetgen, 2014] Tchetgen Tchetgen, E. J. (2014). The control outcome calibration approach for causal inference with unobserved confounding. *American Journal of Epidemiology*, 179(5):633–640.

- [Tchetgen Tchetgen et al., 2020] Tchetgen Tchetgen, E. J., Ying, A., Cui, Y., Shi, X., and Miao, W. (2020). An introduction to proximal causal learning. *arXiv:2009.10982*.
- [Wang et al., 2017] Wang, J., Zhao, Q., Hastie, T., and Owen, A. B. (2017). Confounder adjustment in multiple hypothesis testing. *Annals of Statistics*, 45(5):1863.
- [Weiss, 2002] Weiss, N. S. (2002). Can the “specificity” of an association be rehabilitated as a basis for supporting a causal hypothesis? *Epidemiology*, 13(1):6–8.
- [Yerushalmy and Palmer, 1959] Yerushalmy, J. and Palmer, C. E. (1959). On the methodology of investigations of etiologic factors in chronic diseases. *Journal of Chronic Diseases*, 10(1):27–40.

A Semiparametric inference

While the main contribution of this paper is uniform consistency in nonparametric settings, in this section I present complementary results for semiparametric settings. In particular, I articulate conditions that imply Gaussian approximation and valid confidence intervals for the setting with binary treatment, appealing to the semiparametric theory of [Cui et al., 2020, Kallus et al., 2021, Ghassami et al., 2021, Chernozhukov et al., 2021].

To lighten notation, fix the treatment value $d' \in \{0, 1\}$ and denote $\theta_0 = \theta_0^{ATE}(d')$. Observe that for each treatment value,

$$\theta_0 = \int h_0(d', x, w) d\mathbb{P}(x, w) = \int h_0(d, x, w) \tau_0(d, x, w) d\mathbb{P}(d, x, w)$$

where by standard propensity score arguments

$$\tau_0(d, x, w) = \frac{1\{d = d'\}}{\pi_0(x, w)}, \quad \pi_0(x, w) = \mathbb{P}(D = d' | X = x, W = w).$$

Just as the primary confounding bridge h_0 is defined as the solution to the operator equation

$$\gamma_0(d, x, z) = \mathbb{E}[h(D, X, W) | D = d, X = x, Z = z]$$

one may define a secondary confounding bridge α_0 as the solution to the operator equation

$$\tau_0(d, x, w) = \mathbb{E}[\alpha(D, X, Z) | D = d, X = x, W = w].$$

Proposition 3 (Secondary confounding bridge). Suppose Assumptions 1 and 2 hold. In addition, suppose there exists a solution α_0 to the operator equation

$$\tau_0(d, x, w) = \mathbb{E}[\alpha(D, X, Z) | D = d, X = x, W = w].$$

Then

$$\theta_0 = \int y \alpha_0(d, x, z) d\mathbb{P}(y, d, x, z).$$

Proof. The result follows from the law of iterated expectations and the definitions of the

primary and secondary confounding bridges. Write

$$\begin{aligned}
\theta_0 &= \int h_0(d', x, w) d\mathbb{P}(x, w) \\
&= \int h_0(d, x, w) \tau_0(d, x, w) d\mathbb{P}(d, x, w) \\
&= \int h_0(d, x, w) \mathbb{E}[\alpha_0(D, X, Z) | D = d, X = x, W = w] d\mathbb{P}(d, x, w) \\
&= \int h_0(d, x, w) \alpha_0(d, x, z) d\mathbb{P}(d, z, x, w) \\
&= \int \mathbb{E}[h_0(D, X, W) | D = d, X = x, Z = z] \alpha_0(d, x, z) d\mathbb{P}(d, x, z) \\
&= \int \gamma_0(d, x, z) \alpha_0(d, x, z) d\mathbb{P}(d, x, z) \\
&= \int y \alpha_0(d, x, z) d\mathbb{P}(y, d, z, x).
\end{aligned}$$

□

The secondary confounding bridge formulation in Proposition 3 generalizes the familiar inverse propensity weight formulation for treatment effects. Instead of using the propensity score π_0 encoded by τ_0 , the formulation uses a secondary confounding bridge α_0 defined as the solution to an ill posed inverse problem that involves the propensity score. Analogously, the primary confounding bridge formulation in Theorem 1 generalizes the familiar g-formula for treatment effects, using the confounding bridge h_0 rather than the regression γ_0 .

Both the primary and secondary confounding bridges (h_0, α_0) appear in the semiparametrically efficient asymptotic variance, so it is natural to incorporate them into semiparametric estimation and inference [Cui et al., 2020]. The targeted and debiased machine learning literatures provide a meta algorithm to do so, as well as rate conditions that suffice for Gaussian approximation. I quote the meta algorithm and rate conditions, adapting them to the treatment effect θ_0 identified by negative controls.

Algorithm 4 (Debiased machine learning). Given a sample $(Y_i, W_i, D_i, X_i, Z_i)$ ($i = 1, \dots, n$), partition the sample into folds (I_ℓ) ($\ell = 1, \dots, L$). Denote by I_ℓ^c the complement of I_ℓ .

1. For each fold ℓ , estimate \hat{h}_ℓ and $\hat{\alpha}_\ell$ from observations in I_ℓ^c .
2. Estimate $\hat{\theta} = n^{-1} \sum_{\ell=1}^L \sum_{i \in I_\ell} [\hat{h}_\ell(d, X_i, W_i) + \hat{\alpha}_\ell(D_i, X_i, Z_i) \{Y_i - \hat{h}_\ell(D_i, X_i, W_i)\}]$.

3. Estimate its 95% confidence interval as $\hat{\theta} \pm 1.96\hat{\sigma}n^{-1/2}$, where

$$\hat{\sigma}^2 = n^{-1} \sum_{\ell=1}^L \sum_{i \in I_\ell} [\hat{h}_\ell(d, X_i, W_i) + \hat{\alpha}_\ell(D_i, X_i, Z_i) \{Y_i - \hat{h}_\ell(D_i, X_i, W_i)\} - \hat{\theta}]^2.$$

Towards a formal statement of the inference result, define the following moments:

$$\sigma^2 = \mathbb{E}[\psi_0(Y, W, D, Z, X)^2], \quad \chi^3 = \mathbb{E}[|\psi_0(Y, W, D, Z, X)|^3], \quad \omega^4 = \mathbb{E}[\psi_0(Y, W, D, Z, X)^4],$$

where

$$\psi_0(Y, W, D, Z, X) = h_0(d, X, W) + \alpha_0(D, X, Z) \{Y - h_0(D, X, W)\} - \theta_0$$

is the asymptotic influence of each observation. Next, I define mean square error.

Definition 2 (Mean square error). Write the mean square error $\mathcal{R}(\hat{h}_\ell)$ and the projected mean square error $\mathcal{P}(\hat{h}_\ell)$ of \hat{h}_ℓ trained on observations indexed by I_ℓ^c as

$$\begin{aligned} \mathcal{R}(\hat{h}_\ell) &= \mathbb{E}[\{\hat{h}_\ell(D, X, W) - h_0(D, X, W)\}^2 \mid I_\ell^c] \\ \mathcal{P}(\hat{h}_\ell) &= \mathbb{E}([\mathbb{E}\{\hat{h}_\ell(D, X, W) - h_0(D, X, W) \mid D, X, Z, I_\ell^c\}]^2 \mid I_\ell^c). \end{aligned}$$

Likewise define $\mathcal{R}(\hat{\alpha}_\ell)$ and $\mathcal{P}(\hat{\alpha}_\ell)$:

$$\begin{aligned} \mathcal{R}(\hat{\alpha}_\ell) &= \mathbb{E}[\{\hat{\alpha}_\ell(D, X, Z) - \alpha_0(D, X, Z)\}^2 \mid I_\ell^c] \\ \mathcal{P}(\hat{\alpha}_\ell) &= \mathbb{E}([\mathbb{E}\{\hat{\alpha}_\ell(D, X, Z) - \alpha_0(D, X, Z) \mid D, X, W, I_\ell^c\}]^2 \mid I_\ell^c). \end{aligned}$$

Sufficiently fast rates of mean square error and projected mean square error imply Gaussian approximation. The following lemma summarizes the rate conditions.

Lemma 1 (Semiparametric inference; Corollary 5.1 of [Chernozhukov et al., 2021]). Assume the propensity score $\pi_0(x, w)$ is bounded away from zero and one and the following regularity conditions hold for some absolute constant $C < \infty$:

$$\mathbb{E}[\{Y - h_0(D, X, W)\}^2 \mid D, X, W] \leq C, \quad \|\alpha_0\|_\infty \leq C, \quad \|\hat{\alpha}_\ell\|_\infty \leq C.$$

Further assume the following learning rate conditions, as $n \rightarrow \infty$

1. $\{(\chi/\sigma)^3 + \omega^2\} n^{-1/2} = o(1)$;
2. $\{\mathcal{R}(\hat{h}_\ell)\}^{1/2} = o_p(1)$ and $\{\mathcal{R}(\hat{\alpha}_\ell)\}^{1/2} = o_p(1)$;

$$3. \{n\mathcal{R}(\hat{h}_\ell)\mathcal{R}(\hat{\alpha}_\ell)\}^{1/2} \wedge \{n\mathcal{P}(\hat{h}_\ell)\mathcal{R}(\hat{\alpha}_\ell)\}^{1/2} \wedge \{n\mathcal{R}(\hat{h}_\ell)\mathcal{P}(\hat{\alpha}_\ell)\}^{1/2} = o_p(1).$$

Then the estimator $\hat{\theta}$ in Algorithm 4 is consistent and asymptotically Gaussian, and the confidence interval in Algorithm 4 includes θ_0 with probability approaching the nominal level. Formally,

$$\hat{\theta} \xrightarrow{p} \theta_0, \quad \sigma^{-1}n^{1/2}(\hat{\theta} - \theta_0) \xrightarrow{d} \mathcal{N}(0, 1), \quad \mathbb{P}\left\{\theta_0 \in \left(\hat{\theta} \pm 1.96\hat{\sigma}n^{-1/2}\right)\right\} \rightarrow 0.95.$$

In summary, the algorithmic techniques developed in this paper may be combined with semiparametric theory as long as the rate conditions in Lemma 1 are satisfied. Theorem 3 in the main text provides a sup norm guarantee for the primary confounding bridge \hat{h} , which implies slow rates of $\mathcal{P}(\hat{h}_\ell)$ and $\mathcal{R}(\hat{h}_\ell)$. [Singh et al., 2019, Theorem 4] directly provides fast rates of $\mathcal{P}(\hat{h}_\ell)$. [Kallus et al., 2021, Theorems 4 and 8] and [Ghassami et al., 2021, Theorem 5 and Lemma 1] provide fast rates of $\mathcal{P}(\hat{\alpha}_\ell)$ and slow rates of $\mathcal{R}(\hat{\alpha}_\ell)$ for minimax kernel estimators of the secondary confounding bridge. An interesting direction for future work would be to develop a kernel ridge regression estimator for the secondary confounding bridge.

B Relevance and existence

In this appendix, I revisit the high level conditions in Assumption 2. These conditions are standard in the negative control and instrumental variable literatures. I begin by illustrating how irrelevance of negative controls violates existence. Then I characterize existence and completeness in the RKHS. This characterization appears to be absent from previous work on nonparametric instrumental variable regression in the RKHS.

B.1 Relevance

Existence of the confounding bridge is fundamentally connected to the relevance of negative controls, as articulated in Proposition 1. The heart of the argument is as follows.

Lemma 2 (Rephrasing existence). Suppose Assumption 1 holds. The existence condition in Assumption 2 holds if and only if there exists a solution h_0 to the operator equation

$$\gamma_0(d, x, z) = \int h_0(d, x, w) d\mathbb{P}(w|u, x) d\mathbb{P}(u|d, x, z).$$

Proof. As in [Miao et al., 2018, Theorem 1], Assumption 1 implies

$$W \perp\!\!\!\perp D, Z | U, X.$$

Hence

$$\begin{aligned} \mathbb{P}(w|d, x, z) &= \int \mathbb{P}(w, u|d, x, z) du \\ &= \int \mathbb{P}(w|u, d, x, z) d\mathbb{P}(u|d, x, z) \\ &= \int \mathbb{P}(w|u, x) d\mathbb{P}(u|d, x, z). \end{aligned}$$

Therefore

$$\int h_0(d, x, w) d\mathbb{P}(w|d, x, z) = \int h_0(d, x, w) d\mathbb{P}(w|u, x) d\mathbb{P}(u|d, x, z).$$

□

For interpretation, consider the special case where (U, Z, W) are discrete with finite supports $(\mathcal{U}, \mathcal{Z}, \mathcal{W})$, respectively. Then for any fixed (\bar{d}, \bar{x}) , the following representations are possible [Miao et al., 2018, Shi et al., 2020]:

$$\gamma_0(\bar{d}, \bar{x}, z) \in \mathbb{R}^{1 \times |\mathcal{Z}|}, \quad h_0(\bar{d}, \bar{x}, w) \in \mathbb{R}^{1 \times |\mathcal{W}|}, \quad \mathbb{P}(w|u, \bar{x}) \in \mathbb{R}^{|\mathcal{W}| \times |\mathcal{U}|}, \quad \mathbb{P}(u|\bar{d}, \bar{x}, z) \in \mathbb{R}^{|\mathcal{U}| \times |\mathcal{Z}|}.$$

For this special case, it is clear from the expression in Lemma 2

$$\gamma_0(\bar{d}, \bar{x}, z) = \int h_0(\bar{d}, \bar{x}, w) d\mathbb{P}(w|u, \bar{x}) d\mathbb{P}(u|\bar{d}, \bar{x}, z)$$

that there exists a solution h_0 when $|\mathcal{W}| \geq |\mathcal{U}|$, $|\mathcal{Z}| \geq |\mathcal{U}|$, and both matrices $\mathbb{P}(w|u, \bar{x})$ and $\mathbb{P}(u|\bar{d}, \bar{x}, z)$ are full rank for any fixed values (\bar{d}, \bar{x}) [Shi et al., 2020, Lemma 1]. $|\mathcal{W}| \geq |\mathcal{U}|$ and $|\mathcal{Z}| \geq |\mathcal{U}|$ mean that the negative controls are expressive enough relative to the unobserved confounder. Full rank $\mathbb{P}(w|u, \bar{x})$ and $\mathbb{P}(u|\bar{d}, \bar{x}, z)$ mean that the conditional distributions are non-degenerate; variation in the negative controls is relevant for recovering variation in the unobserved confounder. When $|\mathcal{W}| > |\mathcal{U}|$ or $|\mathcal{Z}| > |\mathcal{U}|$, the solution h_0 is not unique. Nonetheless, the completeness condition ensures that treatment effects are point identified.²

²In particular, completeness is deployed in the proof of Theorem 1 to argue that, despite the fact that h_0 may be non-unique, the partial mean $\int h_0(d, x, w) d\mathbb{P}(w|u, x)$ is unique.

Next, I interpret the special case in which (U, Z, W) are continuous with supports $(\mathcal{U}, \mathcal{Z}, \mathcal{W})$, respectively. I uncover the sense in which the existence assumption may be quite stringent. As before, fix (\bar{d}, \bar{x}) . Now, fix (z, z') such that $\gamma_0(\bar{d}, \bar{x}, z) \neq \gamma_0(\bar{d}, \bar{x}, z')$. If, for these choices, $\mathbb{P}(u|\bar{d}, \bar{x}, z) = \mathbb{P}(u|\bar{d}, \bar{x}, z')$, then by Lemma 2 the confounding bridge does not exist. In other words, to violate Assumption 2, there simply needs to exist some (\bar{d}, \bar{x}) stratum such that γ_0 takes on different values at z versus z' yet the conditional densities of unobserved confounding coincide.

Finally, I prove the result given in the main text.

Proof of Proposition 1. With Lemma 2, I prove each claim separately.

1. $Z \perp\!\!\!\perp U|D, X$ means that $\mathbb{P}(u|d, x, z) = \mathbb{P}(u|d, x)$. Towards a contradiction, suppose h_0 exists. Then by Lemma 2,

$$\gamma_0(d, x, z) = \int h_0(d, x, w) d\mathbb{P}(w|u, x) d\mathbb{P}(u|d, x).$$

The RHS does not depend on z , implying $\gamma_0(d, x, z) = \gamma_0(d, x, z')$, which violates the hypothesis that γ_0 varies in z .

2. $W \perp\!\!\!\perp U|X$ means that $\mathbb{P}(w|u, x) = \mathbb{P}(w|x)$. Towards a contradiction, suppose h_0 exists. Then by Lemma 2,

$$\gamma_0(d, x, z) = \int h_0(d, x, w) d\mathbb{P}(w|x) d\mathbb{P}(u|d, x, z) = \int h_0(d, x, w) d\mathbb{P}(w|x).$$

The RHS does not depend on z , implying $\gamma_0(d, x, z) = \gamma_0(d, x, z')$, which violates the hypothesis that γ_0 varies in z .

□

B.2 Existence

Next I revisit the existence condition. In particular, I present (i) a lemma to characterize existence in ill posed inverse problems; (ii) a proposition verifying existence in the nonparametric negative control problem; and (iii) a proposition verifying existence in the RKHS negative control problem.

B.2.1 Picard's criterion

Lemma 3 (Picard's criterion; Theorem 15.18 of [Kress, 1989]). Let $K : H_1 \rightarrow H_2$ be a compact operator from the Hilbert space H_1 to the Hilbert space H_2 , with singular value decomposition $(e_k^1, \eta_k, e_k^2)_{k=1}^\infty$. Given the function $g \in H_2$, the equation $Kf = g$ has a solution if and only if

1. Inclusion: $g \in \mathcal{N}(K^*)^\perp$ i.e. g is an element of the orthogonal complement to the null space of the adjoint operator K^* ;
2. Penalized square summability: $\sum_{k=1}^\infty \eta_k^{-2} \langle g, e_k^2 \rangle_{H_2}^2 < \infty$.

Note that $e_k^1 \in H_1$, $e_k^2 \in H_2$, and $K^* : H_2 \rightarrow H_1$ by construction. Various works use this technical lemma to prove existence of the confounding bridge [Miao et al., 2018, Deaner, 2018]. Inclusion essentially means that g is in the appropriate row space. Penalized square summability means that K^-g has a finite norm since g is not too aligned with the right singular functions of K relative to the spectral decay.

In what follows, I provide conditions in \mathbb{L}_2 and subsequently conditions in the RKHS that verify the abstract conditions in Lemma 3. The RKHS conditions are stronger versions of the \mathbb{L}_2 conditions, analogous to how the RKHS is a subset of \mathbb{L}_2 as we have seen in Section 3.

B.2.2 Previous work

I quote a proposition verifying existence of the confounding bridge in the negative control problem. To begin, fix the values (\bar{d}, \bar{x}) . Given (\bar{d}, \bar{x}) , denote by $\mathbb{L}_2(\mathbb{P}(w|\bar{d}, \bar{x}))$ the space of functions $g : \mathcal{W} \rightarrow \mathbb{R}$ that are square integrable with respect to the conditional distribution $\mathbb{P}(w|\bar{d}, \bar{x})$, i.e. $\int g(w)^2 d\mathbb{P}(w|\bar{d}, \bar{x}) < \infty$. Likewise for $\mathbb{L}_2(\mathbb{P}(z|\bar{d}, \bar{x}))$. Then define the operator

$$E_{\bar{d}, \bar{x}} : \mathbb{L}_2(\mathbb{P}(w|\bar{d}, \bar{x})) \rightarrow \mathbb{L}_2(\mathbb{P}(z|\bar{d}, \bar{x})), \quad f(\cdot) \mapsto \mathbb{E}[f(W)|D = \bar{d}, X = \bar{x}, Z = \cdot].$$

Matching symbols with Lemma 3, $H_1 = \mathbb{L}_2(\mathbb{P}(w|\bar{d}, \bar{x}))$, $H_2 = \mathbb{L}_2(\mathbb{P}(z|\bar{d}, \bar{x}))$, and the adjoint operator is

$$E_{\bar{d}, \bar{x}}^* : \mathbb{L}_2(\mathbb{P}(z|\bar{d}, \bar{x})) \rightarrow \mathbb{L}_2(\mathbb{P}(w|\bar{d}, \bar{x})), \quad g(\cdot) \mapsto \mathbb{E}[g(Z)|D = \bar{d}, X = \bar{x}, W = \cdot].$$

Proposition 4 (Existence in \mathbb{L}_2 for fixed (\bar{d}, \bar{x}) ; Proposition 1 of [Miao et al., 2018]). Fix (\bar{d}, \bar{x}) . Denote by $f(w|\bar{d}, \bar{x}, z)$ and $f(z|\bar{d}, \bar{x}, w)$ the densities of $\mathbb{P}(w|\bar{d}, \bar{x}, z)$ and $\mathbb{P}(z|\bar{d}, \bar{x}, w)$. Suppose

1. Regularity: $\int f(w|\bar{d}, \bar{x}, z)f(z|\bar{d}, \bar{x}, w)dwdz < \infty$;
2. Completeness: for any function $g \in \mathbb{L}_2(\mathbb{P}(z|\bar{d}, \bar{x}))$,

$$\mathbb{E}[g(Z)|D = \bar{d}, X = \bar{x}, W = w] = 0 \quad \forall w \iff g(Z) = 0;$$

3. Correct specification: $\gamma_0(\bar{d}, \bar{x}, \cdot) \in \mathbb{L}_2(\mathbb{P}(z|\bar{d}, \bar{x}))$;
4. Penalized square summability: $\sum_{k=1}^{\infty} \eta_k^{-2} \langle \gamma_0(\bar{d}, \bar{x}, \cdot), e_k^z \rangle_{\mathbb{L}_2(\mathbb{P}(z|\bar{d}, \bar{x}))} < \infty$, where the singular value decomposition exists due to the regularity condition.

Then for any fixed (\bar{d}, \bar{x}) , there exists some $f_{\bar{d}, \bar{x}} \in \mathbb{L}_2(\mathbb{P}(w|\bar{d}, \bar{x}))$ such that

$$\gamma_0(\bar{d}, \bar{x}, z) = [E_{\bar{d}, \bar{x}} f_{\bar{d}, \bar{x}}](z) = \mathbb{E}[f_{\bar{d}, \bar{x}}(W)|D = \bar{d}, X = \bar{x}, Z = z].$$

Regularity pertains to the conditional distribution $\mathbb{P}(w|d, x, z)$ in the integral operator equation. It ensures compactness of the corresponding conditional expectation operator in order to appeal to Lemma 3. Completeness is a technical condition from the NPIV literature which, together with correct specification of γ_0 , implies the inclusion condition of Lemma 3. Penalized square summability is identical to Lemma 3.

Proof. I verify the conditions of Lemma 3. Rewriting the regularity condition,

$$\int f(w|\bar{d}, \bar{x}, z)f(z|\bar{d}, \bar{x}, w)dwdz = \int \frac{f(z, w|\bar{d}, \bar{x})^2}{f(w|\bar{d}, \bar{x})f(z|\bar{d}, \bar{x})}dwdz$$

which is a sufficient condition for compactness of $E_{\bar{d}, \bar{x}}$ [Carrasco et al., 2007, Example 2.3]. By compactness, the singular value decomposition $(e_k^w, \eta_k, e_k^z)_{k=1}^{\infty}$ exists, where $e_k^w \in \mathbb{L}_2(\mathbb{P}(w|\bar{d}, \bar{x}))$ and $e_k^z \in \mathbb{L}_2(\mathbb{P}(z|\bar{d}, \bar{x}))$.

Next, I verify inclusion by appealing to completeness and correct specification. Towards this end, I first argue that $\mathcal{N}(E_{\bar{d}, \bar{x}}^*)^\perp = \mathbb{L}_2(\mathbb{P}(z|\bar{d}, \bar{x}))$. It suffices to show $\mathcal{N}(E_{\bar{d}, \bar{x}}^*) = 0$, i.e. the null space only consists of the zero function. Consider any $g \in \mathcal{N}(E_{\bar{d}, \bar{x}}^*)$. By definition of the null space,

$$\begin{aligned} 0(\cdot) &= [E_{\bar{d}, \bar{x}}^* g](\cdot) \\ &= \mathbb{E}[g(Z)|D = \bar{d}, X = \bar{x}, W = \cdot]. \end{aligned}$$

By completeness, I conclude that $\mathcal{N}(E_{\bar{d}, \bar{x}}^*) = 0$. Therefore $\mathcal{N}(E_{\bar{d}, \bar{x}}^*)^\perp = \mathbb{L}_2(\mathbb{P}(z|\bar{d}, \bar{x}))$. Finally, correct specification implies $\gamma_0(\bar{d}, \bar{x}, \cdot) \in \mathbb{L}_2(\mathbb{P}(z|\bar{d}, \bar{x}))$.

Penalized square summability is immediate. \square

Corollary 2 (Existence in \mathbb{L}_2 ; Proposition 1 of [Miao et al., 2018]). If the conditions of Proposition 4 hold for each (\bar{d}, \bar{x}) , then there exists a confounding bridge h_0 such that

$$\gamma_0(d, x, z) = \mathbb{E}[h_0(D, X, W)|D = d, X = x, Z = z].$$

Proof. For each (\bar{d}, \bar{x}) , set $h_0(\bar{d}, \bar{x}, w) = f_{\bar{d}, \bar{x}}(w)$. \square

B.2.3 RKHS

In \mathbb{L}_2 , I introduced the function spaces $\mathbb{L}_2(\mathbb{P}(w|\bar{d}, \bar{x}))$ and $\mathbb{L}_2(\mathbb{P}(z|\bar{d}, \bar{x}))$ which are induced by conditioning on (\bar{d}, \bar{x}) . Now, I introduce analogous function spaces $\mathcal{H}_{\mathcal{W}}^{\bar{d}, \bar{x}}$ and $\mathcal{H}_{\mathcal{Z}}^{\bar{d}, \bar{x}}$. In particular, I demonstrate that these function spaces are RKHSs and characterize their kernels. For now, I simply state their kernels. Later in this section, I will demonstrate how these kernels relate to the tensor product RKHS construction.

Recall that the kernels for $\mathcal{H}_{\mathcal{W}}$ and $\mathcal{H}_{\mathcal{Z}}$ are $k(w, w')$ and $k(z, z')$, respectively. The kernels for $\mathcal{H}_{\mathcal{W}}^{\bar{d}, \bar{x}}$ and $\mathcal{H}_{\mathcal{Z}}^{\bar{d}, \bar{x}}$ are

$$k_{\bar{d}, \bar{x}}(w, w') = k(\bar{d}, \bar{d})k(\bar{x}, \bar{x})k(w, w'), \quad k_{\bar{d}, \bar{x}}(z, z') = k(\bar{d}, \bar{d})k(\bar{x}, \bar{x})k(z, z').$$

Define the scalar $c_{\bar{d}, \bar{x}} = k(\bar{d}, \bar{d})k(\bar{x}, \bar{x})$. Then

$$k_{\bar{d}, \bar{x}}(w, w') = c_{\bar{d}, \bar{x}} \cdot k(w, w'), \quad k_{\bar{d}, \bar{x}}(z, z') = c_{\bar{d}, \bar{x}} \cdot k(z, z')$$

and it is clear that these induced kernels are simply rescaled versions of the original kernels $k(w, w')$ and $k(z, z')$ according to the conditioned value (\bar{d}, \bar{x}) , so they remain positive definite and hence valid. Then define the operator

$$E_{\bar{d}, \bar{x}} : \mathcal{H}_{\mathcal{W}}^{\bar{d}, \bar{x}} \rightarrow \mathcal{H}_{\mathcal{Z}}^{\bar{d}, \bar{x}}, \quad f(\cdot) \mapsto \mathbb{E}[f(W)|D = \bar{d}, X = \bar{x}, Z = \cdot].$$

Matching symbols with Lemma 3, $H_1 = \mathcal{H}_{\mathcal{W}}^{\bar{d}, \bar{x}}$, $H_2 = \mathcal{H}_{\mathcal{Z}}^{\bar{d}, \bar{x}}$, and the adjoint operator is

$$E_{\bar{d}, \bar{x}}^* : \mathcal{H}_{\mathcal{Z}}^{\bar{d}, \bar{x}} \rightarrow \mathcal{H}_{\mathcal{W}}^{\bar{d}, \bar{x}}, \quad g(\cdot) \mapsto \mathbb{E}[g(Z)|D = \bar{d}, X = \bar{x}, W = \cdot].$$

Proposition 5 (Existence in the RKHS for fixed (\bar{d}, \bar{x})). Suppose Assumption 4 holds, as well as

1. Regularity: $E_{\bar{d}, \bar{x}} \in \mathcal{L}_2(\mathcal{H}_{\mathcal{W}}^{\bar{d}, \bar{x}}, \mathcal{H}_{\mathcal{Z}}^{\bar{d}, \bar{x}})$, i.e. the space of Hilbert-Schmidt operators from $\mathcal{H}_{\mathcal{W}}^{\bar{d}, \bar{x}}$ to $\mathcal{H}_{\mathcal{Z}}^{\bar{d}, \bar{x}}$;
2. Completeness: $\text{closure}(\text{span}\{\mu_{\mathcal{Z}}^{\bar{d}, \bar{x}}(\bar{d}, \bar{x}, w)\}_{w \in \mathcal{W}}) = \mathcal{H}_{\mathcal{Z}}^{\bar{d}, \bar{x}}$;
3. Correct specification: $\gamma_0(\bar{d}, \bar{x}, \cdot) \in \mathcal{H}_{\mathcal{Z}}^{\bar{d}, \bar{x}}$;
4. Penalized square summability: $\sum_{k=1}^{\infty} \eta_k^{-2} \langle \gamma_0(\bar{d}, \bar{x}, \cdot), e_k^z \rangle_{\mathcal{H}_{\mathcal{Z}}^{\bar{d}, \bar{x}}}^2 < \infty$.

Then for any fixed (\bar{d}, \bar{x}) , there exists some $f_{\bar{d}, \bar{x}} \in \mathcal{H}_{\mathcal{W}}^{\bar{d}, \bar{x}}$ such that

$$\gamma_0(\bar{d}, \bar{x}, z) = [E_{\bar{d}, \bar{x}} f_{\bar{d}, \bar{x}}](z) = \mathbb{E}[f_{\bar{d}, \bar{x}}(W) | D = \bar{d}, X = \bar{x}, Z = z].$$

I name the conditions of Proposition 5 to match the conditions of Proposition 4, which are standard in the literature. Regularity is again a condition on the smoothness of the distribution $\mathbb{P}(w|d, x, z)$. Completeness becomes a condition on how well the encodings of conditional distributions of Z can recover the full space. Correct specification is with respect to the RKHS rather than \mathbb{L}_2 . Penalized square summability is as before, though using the appropriate inner product.

Proof. Hilbert-Schmidt operators are compact [Carrasco et al., 2007, Theorem 2.32], verifying the compactness requirement. By compactness, the singular value decomposition $(e_k^w, \eta_k, e_k^z)_{k=1}^{\infty}$ exists, where $e_k^w \in \mathcal{H}_{\mathcal{W}}^{\bar{d}, \bar{x}}$ and $e_k^z \in \mathcal{H}_{\mathcal{Z}}^{\bar{d}, \bar{x}}$.

Next, I verify inclusion by appealing to completeness and correct specification. Towards this end, I first argue that $\mathcal{N}(E_{\bar{d}, \bar{x}}^*)^\perp = \mathcal{H}_{\mathcal{Z}}^{\bar{d}, \bar{x}}$. It suffices to show $\mathcal{N}(E_{\bar{d}, \bar{x}}^*) = 0$, i.e. the null space is the zero function. Consider any $g \in \mathcal{N}(E_{\bar{d}, \bar{x}}^*)$. By definition of the null space,

$$\begin{aligned} 0(\cdot) &= [E_{\bar{d}, \bar{x}}^* g](\cdot) \\ &= \mathbb{E}[g(Z) | D = \bar{d}, X = \bar{x}, W = \cdot]. \end{aligned}$$

In Assumption 4, I impose that the kernels are bounded. This assumption has several implications. First, the feature maps are Bochner integrable [Steinwart and Christmann, 2008, Definition A.5.20]. Bochner integrability permits the exchange of expectation and inner

product. Second, the mean embeddings exist. Third, the induced kernel $k_{\bar{d}, \bar{x}}(z, z')$ is also bounded and hence the induced RKHS $\mathcal{H}_{\mathcal{Z}}^{\bar{d}, \bar{x}}$ inherits these favorable properties. Therefore

$$\begin{aligned}\mathbb{E}[g(Z)|D = \bar{d}, X = \bar{x}, W = \cdot] &= \int g(z) d\mathbb{P}(z|\bar{d}, \bar{x}, \cdot) \\ &= \int \langle g, \phi^{\bar{d}, \bar{x}}(z) \rangle_{\mathcal{H}_{\mathcal{Z}}^{\bar{d}, \bar{x}}} d\mathbb{P}(z|\bar{d}, \bar{x}, \cdot) \\ &= \left\langle g, \int \phi^{\bar{d}, \bar{x}}(z) d\mathbb{P}(z|\bar{d}, \bar{x}, \cdot) \right\rangle_{\mathcal{H}_{\mathcal{Z}}^{\bar{d}, \bar{x}}} \\ &= \langle g, \mu_z^{\bar{d}, \bar{x}}(\bar{d}, \bar{x}, \cdot) \rangle_{\mathcal{H}_{\mathcal{Z}}^{\bar{d}, \bar{x}}}\end{aligned}$$

where $\phi^{\bar{d}, \bar{x}}(z)$ is the feature map of $\mathcal{H}_{\mathcal{Z}}^{\bar{d}, \bar{x}}$ and $\mu_z^{\bar{d}, \bar{x}}(\bar{d}, \bar{x}, w) = \int \phi^{\bar{d}, \bar{x}}(w) d\mathbb{P}(z|\bar{d}, \bar{x}, w)$ is the conditional mean embedding of $\mathbb{P}(z|\bar{d}, \bar{x}, w)$. In summary,

$$0(\cdot) = \langle g, \mu_z^{\bar{d}, \bar{x}}(\bar{d}, \bar{x}, \cdot) \rangle_{\mathcal{H}_{\mathcal{Z}}^{\bar{d}, \bar{x}}}.$$

By hypothesis, $g \in \mathcal{H}_{\mathcal{Z}}^{\bar{d}, \bar{x}} = \text{closure}(\text{span}\{\mu_z^{\bar{d}, \bar{x}}(\bar{d}, \bar{x}, w)\}_{w \in \mathcal{W}})$. Since $\mathcal{H}_{\mathcal{Z}}^{\bar{d}, \bar{x}}$ is a Hilbert space,

$$\langle g, \mu_z^{\bar{d}, \bar{x}}(\bar{d}, \bar{x}, w) \rangle_{\mathcal{H}_{\mathcal{Z}}^{\bar{d}, \bar{x}}} = 0 \quad \forall w \in \mathcal{W} \iff g = 0.$$

Combining these results, $g \in \mathcal{N}(E_{\bar{d}, \bar{x}}^*)$ implies $g = 0$, so $\mathcal{N}(E_{\bar{d}, \bar{x}}^*) = 0$ and $\mathcal{N}(E_{\bar{d}, \bar{x}}^*)^\perp = \mathcal{H}_{\mathcal{Z}}^{\bar{d}, \bar{x}}$. Finally, correct specification implies $\gamma_0(\bar{d}, \bar{x}, \cdot) \in \mathcal{H}_{\mathcal{Z}}^{\bar{d}, \bar{x}}$.

Penalized square summability is immediate. \square

Corollary 3 (Existence in the RKHS). If the conditions of Proposition 5 hold for each (\bar{d}, \bar{x}) , then there exists a confounding bridge h_0 such that

$$\gamma_0(d, x, z) = \mathbb{E}[h_0(D, X, W)|D = d, X = x, Z = z].$$

Proof. For each (\bar{d}, \bar{x}) , set $h_0(\bar{d}, \bar{x}, w) = f_{\bar{d}, \bar{x}}(w)$. \square

Finally, I relate the spaces $\mathcal{H}_{\mathcal{W}}^{\bar{d}, \bar{x}}$ and $\mathcal{H}_{\mathcal{Z}}^{\bar{d}, \bar{x}}$ with the tensor product construction in the main text. In particular, I show how the spaces $\mathcal{H}_{\mathcal{W}}^{\bar{d}, \bar{x}}$ and $\mathcal{H}_{\mathcal{Z}}^{\bar{d}, \bar{x}}$ can be induced by a tensor product construction.

Proposition 6 (Relation among kernels). Suppose Assumption 4 holds.

1. If $\gamma_0 \in \mathcal{H}_{\mathcal{D}} \otimes \mathcal{H}_{\mathcal{X}} \otimes \mathcal{H}_{\mathcal{Z}}$ then $\gamma_0(\bar{d}, \bar{x}, \cdot) \in \mathcal{H}_{\mathcal{Z}}^{\bar{d}, \bar{x}}$.
2. If $h_0 \in \mathcal{H}_{\mathcal{D}} \otimes \mathcal{H}_{\mathcal{X}} \otimes \mathcal{H}_{\mathcal{W}}$ then $h_0(\bar{d}, \bar{x}, \cdot) \in \mathcal{H}_{\mathcal{W}}^{\bar{d}, \bar{x}}$.

The succinct assumption that the reduced form belongs to a tensor product RKHS, i.e. $\gamma_0 \in \mathcal{H}_{\mathcal{D}} \otimes \mathcal{H}_{\mathcal{X}} \otimes \mathcal{H}_{\mathcal{Z}}$, implies the correct specification condition in Proposition 5 for each value (\bar{d}, \bar{x}) . In the main text, I simply assume that the confounding bridge exists and belongs to a tensor product RKHS, i.e. $h_0 \in \mathcal{H}_{\mathcal{D}} \otimes \mathcal{H}_{\mathcal{X}} \otimes \mathcal{H}_{\mathcal{W}}$. Proposition 6 demonstrates that this assumption is coherent with conditions that imply existence in Proposition 5. I pose as a question for future research how to characterize the conditions with which one can prove, rather than assume, that the confounding bridge is an element of an RKHS.

Proof. I prove each result separately.

1. If $\gamma_0 \in \mathcal{H}_{\mathcal{D}} \otimes \mathcal{H}_{\mathcal{X}} \otimes \mathcal{H}_{\mathcal{Z}}$, then

$$\gamma_0(\bar{d}, \bar{x}, z) = \langle \gamma_0, \phi(\bar{d}) \otimes \phi(\bar{x}) \otimes \phi(z) \rangle_{\mathcal{H}_{\mathcal{D}} \otimes \mathcal{H}_{\mathcal{X}} \otimes \mathcal{H}_{\mathcal{Z}}}.$$

Moreover,

$$\begin{aligned} k_{\bar{d}, \bar{x}}(z, z') &= k(\bar{d}, \bar{d})k(\bar{x}, \bar{x})k(z, z') \\ &= \langle \phi(\bar{d}) \otimes \phi(\bar{x}) \otimes \phi(z), \phi(\bar{d}) \otimes \phi(\bar{x}) \otimes \phi(z') \rangle_{\mathcal{H}_{\mathcal{D}} \otimes \mathcal{H}_{\mathcal{X}} \otimes \mathcal{H}_{\mathcal{Z}}} \end{aligned}$$

so the feature maps coincide.

2. If $h_0 \in \mathcal{H}_{\mathcal{D}} \otimes \mathcal{H}_{\mathcal{X}} \otimes \mathcal{H}_{\mathcal{W}}$, then

$$h_0(\bar{d}, \bar{x}, w) = \langle h_0, \phi(\bar{d}) \otimes \phi(\bar{x}) \otimes \phi(w) \rangle_{\mathcal{H}_{\mathcal{D}} \otimes \mathcal{H}_{\mathcal{X}} \otimes \mathcal{H}_{\mathcal{W}}}.$$

Moreover,

$$\begin{aligned} k_{\bar{d}, \bar{x}}(w, w') &= k(\bar{d}, \bar{d})k(\bar{x}, \bar{x})k(w, w') \\ &= \langle \phi(\bar{d}) \otimes \phi(\bar{x}) \otimes \phi(w), \phi(\bar{d}) \otimes \phi(\bar{x}) \otimes \phi(w') \rangle_{\mathcal{H}_{\mathcal{D}} \otimes \mathcal{H}_{\mathcal{X}} \otimes \mathcal{H}_{\mathcal{W}}} \end{aligned}$$

so the feature maps coincide.

□

C Identification proof

To lighten notation, I abbreviate conditional expectations and conditional probabilities. For example, I write

$$\gamma_0(d, x, z) = \mathbb{E}[Y|D = d, X = x, Z = z] = \mathbb{E}[Y|d, x, z].$$

Proof of Proposition 2. h_0 is defined as a solution to $\gamma_0(d, x, z) = \mathbb{E}[h(D, X, W)|D = d, X = x, Z = z]$, which exists by Assumption 2. The reduced form $\gamma_0(d, x, z) = \mathbb{E}[Y|D = d, X = x, Z = z]$ is the same across populations since $\mathbb{P}(Y|D, X, Z)$ is invariant in Assumption 3. The conditional expectation operator is also the same across populations since $\mathbb{P}(W|D, X, Z)$ is invariant in Assumption 3. \square

Proposition 7. Suppose the conditions of Theorem 1 hold. Then

$$\mathbb{E}[Y|d, u, x] = \int h_0(d, x, w) d\mathbb{P}(w|u, x)$$

For θ_0^{CATE} , replace x with (v, x) .

Proof. I generalize [Miao et al., 2018, Theorem 1]. By Assumption 1

$$\begin{aligned} Y &\perp\!\!\!\perp Z|U, D, X \\ W &\perp\!\!\!\perp D, Z|U, X. \end{aligned}$$

The former implies

$$\begin{aligned} \gamma_0(d, x, z) &= \mathbb{E}[Y|d, x, z] \\ &= \int \mathbb{E}[Y, u|d, x, z] du \\ &= \int \mathbb{E}[Y|u, d, x, z] d\mathbb{P}(u|d, x, z) \\ &= \int \mathbb{E}[Y|u, d, x] d\mathbb{P}(u|d, x, z). \end{aligned}$$

The latter implies

$$\begin{aligned} \mathbb{P}(w|d, x, z) &= \int \mathbb{P}(w, u|d, x, z) du \\ &= \int \mathbb{P}(w|u, d, x, z) d\mathbb{P}(u|d, x, z) \\ &= \int \mathbb{P}(w|u, x) d\mathbb{P}(u|d, x, z). \end{aligned}$$

Using these results and existence

$$\begin{aligned} \int \mathbb{E}[Y|u, d, x] d\mathbb{P}(u|d, x, z) &= \gamma_0(d, x, z) \\ &= \int h_0(d, x, w) d\mathbb{P}(w|d, x, z) \\ &= \int h_0(d, x, w) d\mathbb{P}(w|u, x) d\mathbb{P}(u|d, x, z). \end{aligned}$$

Hence by completeness

$$\mathbb{E}[Y|u, d, x] = \int h_0(d, x, w) d\mathbb{P}(w|u, x).$$

□

Proof of Theorem 1. I prove each result, appealing to Assumption 1 and Proposition 7.

$$\begin{aligned} \theta_0^{ATE}(d) &= \mathbb{E}[Y^{(d)}] \\ &= \int \mathbb{E}[Y^{(d)}|u, x] d\mathbb{P}(u, x) \\ &= \int \mathbb{E}[Y^{(d)}|d, u, x] d\mathbb{P}(u, x) \\ &= \int \mathbb{E}[Y|d, u, x] d\mathbb{P}(u, x) \\ &= \int h_0(d, x, w) d\mathbb{P}(w|u, x) d\mathbb{P}(u, x) \\ &= \int h_0(d, x, w) d\mathbb{P}(w, u, x) \\ &= \int h_0(d, x, w) d\mathbb{P}(w, x); \end{aligned}$$

$$\begin{aligned} \theta_0^{DS}(d, \tilde{\mathbb{P}}) &= \mathbb{E}_{\tilde{\mathbb{P}}}[Y^{(d)}] \\ &= \int \mathbb{E}_{\tilde{\mathbb{P}}}[Y^{(d)}|u, x] d\tilde{\mathbb{P}}(u, x) \\ &= \int \mathbb{E}_{\tilde{\mathbb{P}}}[Y^{(d)}|d, u, x] d\tilde{\mathbb{P}}(u, x) \\ &= \int \mathbb{E}_{\tilde{\mathbb{P}}}[Y|d, u, x] d\tilde{\mathbb{P}}(u, x) \\ &= \int h_0(d, x, w) d\tilde{\mathbb{P}}(w|u, x) d\tilde{\mathbb{P}}(u, x) \\ &= \int h_0(d, x, w) d\tilde{\mathbb{P}}(w, u, x) \\ &= \int h_0(d, x, w) d\tilde{\mathbb{P}}(w, x); \end{aligned}$$

$$\begin{aligned}
\theta_0^{ATT}(d, d') &= \mathbb{E}[Y^{(d')} | D = d] \\
&= \int \mathbb{E}[Y^{(d')} | d, u, x] d\mathbb{P}(u, x | d) \\
&= \int \mathbb{E}[Y^{(d')} | d', u, x] d\mathbb{P}(u, x | d) \\
&= \int \mathbb{E}[Y | d', u, x] d\mathbb{P}(u, x | d) \\
&= \int h_0(d', x, w) d\mathbb{P}(w | u, x) d\mathbb{P}(u, x | d) \\
&= \int h_0(d', x, w) d\mathbb{P}(w | d, u, x) d\mathbb{P}(u, x | d) \\
&= \int h_0(d', x, w) d\mathbb{P}(w, u, x | d) \\
&= \int h_0(d', x, w) d\mathbb{P}(w, x | d);
\end{aligned}$$

$$\begin{aligned}
\theta_0^{CATE}(d, v) &= \mathbb{E}[Y^{(d)} | V = v] \\
&= \int \mathbb{E}[Y^{(d)} | u, v, x] d\mathbb{P}(u, x | v) \\
&= \int \mathbb{E}[Y^{(d)} | d, u, v, x] d\mathbb{P}(u, x | v) \\
&= \int \mathbb{E}[Y | d, u, v, x] d\mathbb{P}(u, x | v) \\
&= \int h_0(d, v, x, w) d\mathbb{P}(w | u, v, x) d\mathbb{P}(u, x | v) \\
&= \int h_0(d, v, x, w) d\mathbb{P}(w, u, x | v) \\
&= \int h_0(d, v, x, w) d\mathbb{P}(w, x | v).
\end{aligned}$$

□

D Discussion of the source condition

In this appendix, I provide further discussion of the smoothness assumption that drives my analysis: the source condition. The source condition pertains to *estimation* of h_0 rather than *existence* of h_0 . In this appendix, I discuss estimation assumptions; see Appendix B for a thorough discussion of existence assumptions.

D.1 Source conditions in this work

A source condition is an approximation assumption that helps to control the bias from ridge regularization. I place four source conditions in this work, parametrized by (c, c_0, c_1, c_2) . The source condition parametrized by c quantifies the smoothness of the confounding bridge h_0 . The source conditions parametrized by (c_0, c_1, c_2) quantify the smoothness of the conditional distributions $\mathbb{P}(w|d, x, z)$, $\mathbb{P}(x, w|d)$, and $\mathbb{P}(x, w|v)$. Due to the similarity of (c_0, c_1, c_2) , in this discussion I focus on only (c, c_0) .

To understand the role of (c, c_0) , recall the integral equation

$$\gamma_0(d, x, z) = \int h_0(d, x, w) d\mathbb{P}(w|d, x, z).$$

The source conditions apply to both objects on the RHS. In Section 4, I provide an RKHS construction to express the integral equation as

$$\gamma_0(d, x, z) = \langle h_0, \phi(d) \otimes \phi(x) \otimes E_0^*[\phi(d) \otimes \phi(x) \otimes \phi(z)] \rangle_{\mathcal{H}}.$$

The conditional expectation operator E_0 encodes the conditional distribution $\mathbb{P}(w|d, x, z)$, and I quantify its smoothness by c_0 . I quantify the smoothness of the confounding bridge h_0 by c . Recall that $\phi(d)$, $\phi(x)$, and $\phi(z)$ can be interpreted as dictionaries of basis functions.

I propose an estimator of the confounding bridge h_0 that proceeds in two stages similar to two stage least squares (2SLS): (i) estimate the conditional expectation operator E_0 with a generalized kernel ridge regression; (ii) estimate h_0 with a generalized kernel ridge regression, using the estimator of E_0 from the first stage. See Section 4 for discussion of the estimation procedure. Because both (E_0, h_0) involve ridge regularization, I place the source conditions (c_0, c) to control the regularization bias. See Appendix G for the formal arguments by which the source conditions imply bounds on regularization bias.

The source condition c_0 placed on E_0 means that the conditional expectation operator for $\mathbb{P}(w|d, x, z)$ has rapidly decaying Fourier coefficients as formalized in Section 3. In particular, c_0 quantifies how fast the Fourier coefficients of E_0 decay relative to the eigenvalues of the kernel of $\mathcal{L}_2(\mathcal{H}_{\mathcal{W}}, \mathcal{H}_{\mathcal{D}} \otimes \mathcal{H}_{\mathcal{X}} \otimes \mathcal{H}_{\mathcal{Z}})$. Similarly, the source condition c placed on h_0 means that the confounding bridge has rapidly decaying Fourier coefficients as formalized in Section 3. In particular, c quantifies how fast the Fourier coefficients of h_0 decay relative to the eigenvalues of the kernel of \mathcal{H}_{μ} .

D.2 Source conditions in ill posed inverse problems

As documented in the main text, the confounding bridge learning problem is precisely the nonparametric instrumental variable (NPIV) regression problem where (D, X) are exogenous regressors, W is an endogenous regressor, and Z is the instrument. Several works in the NPIV literature deploy source conditions or similar assumptions including [Hall and Horowitz, 2005, Darolles et al., 2011, Singh et al., 2019]. I demonstrate that the source conditions in this work generalize those of [Singh et al., 2019] and depart from those of [Darolles et al., 2011, Hall and Horowitz, 2005].

The source conditions in this paper most closely resemble those in [Singh et al., 2019], who study the NPIV problem without exogenous covariates. In particular, the integral equation studied in that work is

$$\gamma_0(z) = \int h_0(w) d\mathbb{P}(w|z) = \langle h_0, E_0^* \phi(z) \rangle_{\mathcal{H}}.$$

As such, the source conditions in [Singh et al., 2019] are a special case of the source conditions in this work.

[Darolles et al., 2011] also study the NPIV problem without exogenous covariates, but assume a different source condition. Whereas I assume two source conditions for E_0 and h_0 , [Darolles et al., 2011] assume one source condition for E_0 and h_0 . Consider the NPIV problem without exogenous covariates. If E_0 is compact, then its singular value decomposition is $\{e_j^w, \eta_j, e_j^z\}_{j=1}^\infty$ where $e_j^w \in \mathbb{L}_2(\mathbb{P}(w))$ and $e_j^z \in \mathbb{L}_2(\mathbb{P}(z))$. The authors assume

$$h_0 \in \mathcal{H}^\beta := \left\{ f = \sum_{j=1}^\infty f_j e_j^z : \sum_{j=1}^\infty \frac{f_j^2}{\eta_j^{2\beta}} < \infty, f_j = \langle f, e_j^w \rangle_{\mathbb{L}_2(\mathbb{P}(w))} \right\}, \quad \beta \in (0, 2].$$

This source condition involves both the smoothness of E_0 , encoded by the rate at which the singular values $\{\eta_j\}$ decay, and the smoothness of h_0 , encoded by the rate at which the Fourier coefficients $\{f_j\}$ decay.

While [Hall and Horowitz, 2005] do not explicitly place a source condition, the assumptions in that work are closely related to the source condition in [Darolles et al., 2011]. Specifically, [Hall and Horowitz, 2005] directly place assumptions on the rates at which $\{\eta_j\}$ and $\{f_j\}$ decay: $\eta_j \sim j^{-s}$ and $f_j \sim j^{-r}$. Note that if these conditions hold and $\beta < s^{-1}(r - 1/2)$ then $h_0 \in \mathcal{H}^\beta$. Moreover, s essentially pins down the degree of smoothness of the joint density of (W, Z) .

D.3 Alternatives to source conditions

Two recent works prove uniform consistency of estimators in ill posed settings. Whereas this work proposes machine learning estimators with finite sample guarantees for the negative control problem, previous work proposes series estimators with asymptotic guarantees for related problems: NPIV [Chen and Christensen, 2018] and panel proxy control [Deaner, 2018]. I now compare the source conditions with the alternatives assumptions in these related works.

[Chen and Christensen, 2018] assume that (W, Z) have compact rectangular supports and bounded densities. Denoting by J the dimension of the series and τ_J the series measure of ill posedness, the authors place restrictions on how J evolves relative to n , τ_J , and the norms of inverse covariances applied to the series. The main assumption is a collection of high level conditions about ill posedness, the projection of E_0 onto the series, and the projection of h_0 onto the series [Chen and Christensen, 2018, Assumption 4]. The high level conditions are satisfied if the series are taken to be the singular functions (e_j^w) and (e_j^z) of the conditional expectation operator E_0 . In such case, the stated conditions amount to joint assumptions on $\{f_j\}$ and $\{\eta_j\}$ as before, which we have seen to be a type of source condition.

The conditions of [Deaner, 2018] are again in terms of series analysis. [Deaner, 2018] assumes (i) the series approximates Hölder functions well; (ii) joint densities are bounded away from zero and one; (iii) several ratios of joint over marginal densities are Hölder smooth, as is the reduced form γ_0 ; (iv) the series dimension J grows at a certain rate relative to n , the approximation quality, and the norms of inverse covariances applied to the series. The smoothness of joint over marginal density ratios is akin to assumptions on $\{\eta_j\}$. The restrictions on norms of inverse covariances applied to the series is akin to assumptions on $\{f_j\}$. In this sense, the assumptions of [Chen and Christensen, 2018, Deaner, 2018] resemble the assumptions of [Hall and Horowitz, 2005].

E Algorithm derivation

E.1 Overview

I present an overview of the end-to-end procedure, first in principle then in practice. For simplicity, I focus on the dose response curve $\theta_0^{ATE}(d) = \int h_0(d, x, w) d\mathbb{P}(x, w)$, where h_0 is the confounding bridge and $\mathbb{P}(x, w)$ is the counterfactual distribution with which we wish to reweight h_0 . To further simplify the discussion, I abstract from sample splitting. By Theorem 2,

$$\theta_0^{ATE}(d) = \langle h_0, \phi(d) \otimes \mu \rangle_{\mathcal{H}}, \quad \mu := \int [\phi(x) \otimes \phi(w)] d\mathbb{P}(x, w)$$

where μ is the mean embedding of the counterfactual distribution $\mathbb{P}(x, w)$. This representation suggests an estimator of the form

$$\hat{\theta}^{ATE}(d) = \langle \hat{h}, \phi(d) \otimes \hat{\mu} \rangle_{\mathcal{H}}, \quad \hat{\mu} := \int [\phi(x) \otimes \phi(w)] d\hat{\mathbb{P}}(x, w)$$

combining appropriate estimators \hat{h} and $\hat{\mu}$. Estimation of $\hat{\mu}$ is simply an average: $\hat{\mu} = n^{-1} \sum_{i=1}^n \phi(x_i) \otimes \phi(w_i)$. Estimation of \hat{h} is more involved.

Towards an estimator \hat{h} , I recast h_0 as a nonparametric instrumental variable (NPIV) regression. The confounding bridge is defined as the solution to the integral equation

$$\gamma_0(d, x, z) = \int h_0(d, x, w) d\mathbb{P}(w|d, x, z), \quad \gamma_0(d, x, z) := \mathbb{E}[Y|D = d, X = x, Z = z].$$

For expositional purposes, define the residual $\epsilon := Y - \gamma_0(D, X, Z)$ so that

$$Y = \int h_0(D, X, w) d\mathbb{P}(w|D, X, Z) + \epsilon, \quad \mathbb{E}[\epsilon|D, X, Z] = 0.$$

Furthermore,

$$Y = h_0(D, X, W) + \epsilon, \quad \mathbb{E}[\epsilon|D, X, Z] = 0.$$

This representation is precisely the NPIV problem where W is endogenous and Z is the instrument.

In this light, I propose a two stage estimator for \hat{h} that generalizes two stage least squares (2SLS) and appeals to the RKHS construction. In 2SLS, an analyst would estimate \hat{h}^{2SLS}

by (i) projecting W onto (D, X, Z) , obtaining an estimator $\hat{W}(D, X, Z)$; then (ii) projecting Y onto $(D, X, \hat{W}(D, X, Z))$. I propose something similar. Define the mean embedding

$$\mu_w(d, x, z) := \int \phi(w) d\mathbb{P}(w|d, x, z)$$

which encodes the distribution $\mathbb{P}(w|d, x, z)$ in the integral equation we wish to solve. I propose estimating \hat{h} by (i) projecting $\phi(W)$ onto $\phi(D) \otimes \phi(X) \otimes \phi(W)$, obtaining an estimator $\hat{\mu}_w(D, X, Z)$; then (ii) projecting Y onto $\phi(D) \otimes \phi(X) \otimes \hat{\mu}_w(D, X, Z)$.

Algorithm 5 (End-to-end: Principles). Given n observations of outcome Y , treatment D , covariates X , negative control outcome W , and negative control treatment Z ,

1. Specify the kernels $k_{\mathcal{D}}, k_{\mathcal{X}}, k_{\mathcal{W}}, k_{\mathcal{Z}}$.
2. Specify the regularization hyperparameters (λ, ξ) .
3. Estimate the confounding bridge \hat{h} in two stages, using (λ, ξ) .
 - (a) Estimate the distribution in the integral equation $\hat{\mathbb{P}}(w|d, x, z)$ via its mean embedding $\hat{\mu}_w(d, x, z)$ with regularization λ .
 - (b) Regress Y onto $\phi(D) \otimes \phi(X) \otimes \hat{\mu}_w(D, X, Z)$ with regularization ξ .
4. Estimate the counterfactual distribution $\hat{\mathbb{P}}(x, w)$ via its mean embedding $\hat{\mu}$.
5. Estimate the dose response $\hat{\theta}^{ATE}(d)$ by combining \hat{h} and $\hat{\mu}$ according to $\hat{\theta}^{ATE}(d) = \langle \hat{h}, \phi(d) \otimes \hat{\mu} \rangle_{\mathcal{H}}$.

With these principles in mind, I now fill in the details. Objects in an RKHS are infinite dimensional, and I have reasoned about them abstractly in Algorithm 5. To actually compute the estimator, I must express the procedure exclusively as inner products of RKHS objects, i.e. as scalar evaluations of kernels. I provide such details in Algorithm 3 in the main text.

E.2 Representation

Proof of Theorem 2. In Assumption 4, I impose that the scalar kernels are bounded. This assumption has several implications. First, the feature maps are Bochner integrable [Steinwart and Christmann, 2008].

Definition A.5.20]. Bochner integrability permits the exchange of expectation and inner product. Second, the mean embeddings exist. Third, the product kernel is also bounded and hence the tensor product RKHS inherits these favorable properties. Since $h_0 \in \mathcal{H}$,

$$\begin{aligned}
\gamma_0(d, x, z) &= \int h_0(d, x, w) d\mathbb{P}(w|d, x, z) \\
&= \int \langle h_0, \phi(d) \otimes \phi(x) \otimes \phi(w) \rangle_{\mathcal{H}} d\mathbb{P}(w|d, x, z) \\
&= \left\langle h_0, \phi(d) \otimes \phi(x) \otimes \int \phi(w) d\mathbb{P}(w|d, x, z) \right\rangle_{\mathcal{H}} \\
&= \langle h_0, \phi(d) \otimes \phi(x) \otimes \mu_w(d, x, z) \rangle_{\mathcal{H}}.
\end{aligned}$$

Next, I generalize [Singh et al., 2020, Theorem 3.2], replacing the prediction function with the confounding bridge h_0 . By Theorem 1 and linearity of expectation,

$$\begin{aligned}
\theta_0^{ATE}(d) &= \int h_0(d, x, w) d\mathbb{P}(x, w) \\
&= \int \langle h_0, \phi(d) \otimes \phi(x) \otimes \phi(w) \rangle_{\mathcal{H}} d\mathbb{P}(x, w) \\
&= \left\langle h_0, \phi(d) \otimes \int [\phi(x) \otimes \phi(w)] d\mathbb{P}(x, w) \right\rangle_{\mathcal{H}} \\
&= \langle h_0, \phi(d) \otimes \mu \rangle_{\mathcal{H}};
\end{aligned}$$

$$\begin{aligned}
\theta_0^{DS}(d, \tilde{\mathbb{P}}) &= \int h_0(d, x, w) d\tilde{\mathbb{P}}(x, w) \\
&= \int \langle h_0, \phi(d) \otimes \phi(x) \otimes \phi(w) \rangle_{\mathcal{H}} d\tilde{\mathbb{P}}(x, w) \\
&= \left\langle h_0, \phi(d) \otimes \int [\phi(x) \otimes \phi(w)] d\tilde{\mathbb{P}}(x, w) \right\rangle_{\mathcal{H}} \\
&= \langle h_0, \phi(d) \otimes \nu \rangle_{\mathcal{H}};
\end{aligned}$$

$$\begin{aligned}
\theta_0^{ATT}(d, d') &= \int h_0(d', x, w) d\mathbb{P}(x, w|d) \\
&= \int \langle h_0, \phi(d') \otimes \phi(x) \otimes \phi(w) \rangle_{\mathcal{H}} d\mathbb{P}(x, w|d) \\
&= \left\langle h_0, \phi(d') \otimes \int [\phi(x) \otimes \phi(w)] d\mathbb{P}(x, w|d) \right\rangle_{\mathcal{H}} \\
&= \langle h_0, \phi(d') \otimes \mu(d) \rangle_{\mathcal{H}};
\end{aligned}$$

$$\begin{aligned}
\theta_0^{CATE}(d, v) &= \int h_0(d, v, x, w) d\mathbb{P}(x, w|v) \\
&= \int \langle h_0, \phi(d) \otimes \phi(v) \otimes \phi(x) \otimes \phi(w) \rangle_{\mathcal{H}} d\mathbb{P}(x, w|v) \\
&= \left\langle h_0, \phi(d) \otimes \phi(v) \otimes \int [\phi(x) \otimes \phi(w)] d\mathbb{P}(x, w|v) \right\rangle_{\mathcal{H}} \\
&= \langle h_0, \phi(d) \otimes \phi(v) \otimes \mu(v) \rangle_{\mathcal{H}}.
\end{aligned}$$

□

E.3 Confounding bridge

Let n be the number of observations of (d_i, x_i, w_i, z_i) used to estimate the conditional mean embedding $\mu_w(d, x, z)$ by kernel ridge regression with regularization parameter λ . Let m be the number of observations of $(y_i, \dot{d}_i, \dot{x}_i, \dot{z}_i)$ used to estimate the confounding bridge h_0 by kernel ridge regression with regularization parameter ξ . This notation allows the analyst to use different quantities of observations (n, m) to estimate (E_0, h_0) , or to reuse the same observations.

Derivation of Algorithm 1. I proceed in steps, generalizing the derivation of [Singh et al., 2019, Algorithm 1].

1. Closed form for stage 1.

By [Singh et al., 2019, Algorithm 1], the closed form solution for the stage 1 conditional mean embedding is

$$\hat{\mu}_w(d, x, z) = \sum_{i=1}^n \beta_i(d, x, z) \phi(w_i)$$

where

$$\beta(d, x, z) = (K_{DD} \odot K_{XX} \odot K_{ZZ} + n\lambda I)^{-1} [K_{Dd} \odot K_{Xx} \odot K_{Zz}] \in \mathbb{R}^n.$$

Slightly abusing notation, one may write

$$\hat{\mu}_w(d, x, z) = K_{\cdot W} \beta(d, x, z).$$

2. Closed form for stage 2.

Next, I argue that $\hat{h} = \sum_{i=1}^m \alpha_i [\phi(\dot{d}_i) \otimes \phi(\dot{x}_i) \otimes \hat{\mu}_w(\dot{d}_i, \dot{x}_i, \dot{z}_i)]$ for some $\alpha \in \mathbb{R}^m$. Write the objective as

$$\hat{h} = \operatorname{argmin}_{h \in \mathcal{H}} \mathcal{E}_\xi^m(h), \quad \mathcal{E}_\xi^m(h) = \frac{1}{m} \sum_{i=1}^m \|\dot{y}_i - \langle h, \phi(\dot{d}_i) \otimes \phi(\dot{x}_i) \otimes \hat{\mu}_w(\dot{d}_i, \dot{x}_i, \dot{z}_i) \rangle_{\mathcal{H}}\|_{\mathcal{Y}}^2 + \xi \|h\|_{\mathcal{H}}^2.$$

Due to the ridge penalty, the stated objective is coercive and strongly convex with respect to h . Hence it has a unique minimizer that obtains the minimum.

Write $\hat{h} = \hat{h}_m + \hat{h}_m^\perp$ where $\hat{h}_m \in \operatorname{span}\{\phi(\dot{d}_i) \otimes \phi(\dot{x}_i) \otimes \hat{\mu}_w(\dot{d}_i, \dot{x}_i, \dot{z}_i)\}$ and \hat{h}_m^\perp is an element of the orthogonal complement. Therefore

$$\mathcal{E}_\xi^m(\hat{h}) = \mathcal{E}_\xi^m(\hat{h}_m) + \xi \|\hat{h}_m^\perp\|_{\mathcal{H}}^2$$

which implies $\mathcal{E}_\xi^m(\hat{h}) \geq \mathcal{E}_\xi^m(\hat{h}_m)$. Since \hat{h} is the unique minimizer, $\hat{h} = \hat{h}_m$.

3. Substitution.

I substitute the functional form of \hat{h} into its objective. Note that

$$\begin{aligned} & \|\hat{h}\|_{\mathcal{H}}^2 \\ &= \langle \hat{h}, \hat{h} \rangle_{\mathcal{H}} \\ &= \left\langle \sum_{i=1}^m \alpha_i [\phi(\dot{d}_i) \otimes \phi(\dot{x}_i) \otimes \hat{\mu}_w(\dot{d}_i, \dot{x}_i, \dot{z}_i)], \sum_{j=1}^m \alpha_j [\phi(\dot{d}_j) \otimes \phi(\dot{x}_j) \otimes \hat{\mu}_w(\dot{d}_j, \dot{x}_j, \dot{z}_j)] \right\rangle_{\mathcal{H}} \\ &= \sum_{i=1}^m \sum_{j=1}^m \alpha_i \alpha_j k(\dot{d}_i, \dot{d}_j) k(\dot{x}_i, \dot{x}_j) \beta(\dot{d}_i, \dot{x}_i, \dot{z}_i)^\top K_{WW} \beta(\dot{d}_j, \dot{x}_j, \dot{z}_j) \\ &= \alpha^\top M \alpha \end{aligned}$$

where in the last line I define the matrix

$$M = K_{\dot{D}\dot{D}} \odot K_{\dot{X}\dot{X}} \odot \{\dot{A}^\top (A + n\lambda I)^{-1} K_{WW} (A + n\lambda I)^{-1} \dot{A}\} \in \mathbb{R}^{m \times m}$$

with

$$A = K_{DD} \odot K_{XX} \odot K_{ZZ} \in \mathbb{R}^{n \times n}, \quad \dot{A} = K_{D\dot{D}} \odot K_{X\dot{X}} \odot K_{Z\dot{Z}} \in \mathbb{R}^{n \times m}.$$

Further define

$$B = (A + n\lambda I)^{-1} \dot{A} \in \mathbb{R}^{n \times m}$$

whose j -th column is $\beta(\dot{d}_j, \dot{x}_j, \dot{z}_j)$. In terms of B ,

$$M = K_{\dot{D}\dot{D}} \odot K_{\dot{X}\dot{X}} \odot \{B^\top K_{WW} B\}.$$

Next note that

$$\begin{aligned} & \langle \hat{h}, \phi(d) \otimes \phi(x) \otimes \hat{\mu}_w(d, x, z) \rangle_{\mathcal{H}} \\ &= \left\langle \sum_{j=1}^m \alpha_j [\phi(\dot{d}_j) \otimes \phi(\dot{x}_j) \otimes \hat{\mu}_w(\dot{d}_j, \dot{x}_j, \dot{z}_j)], \phi(d) \otimes \phi(x) \otimes \hat{\mu}_w(d, x, z) \right\rangle_{\mathcal{H}} \\ &= \sum_{j=1}^m \alpha_j \left\langle \phi(\dot{d}_j) \otimes \phi(\dot{x}_j) \otimes \hat{\mu}_w(\dot{d}_j, \dot{x}_j, \dot{z}_j), \phi(d) \otimes \phi(x) \otimes \hat{\mu}_w(d, x, z) \right\rangle_{\mathcal{H}} \\ &= \sum_{j=1}^m \alpha_j k(\dot{d}_j, d) k(\dot{x}_j, x) \beta(\dot{d}_j, \dot{x}_j, \dot{z}_j)^\top K_{WW} \beta(d, x, z). \end{aligned}$$

Hence

$$\begin{aligned} & \langle \hat{h}, \phi(\dot{d}_i) \otimes \phi(\dot{x}_i) \otimes \hat{\mu}_w(\dot{d}_i, \dot{x}_i, \dot{z}_i) \rangle_{\mathcal{H}} \\ &= \sum_{j=1}^n \alpha_j k(\dot{d}_j, \dot{d}_i) k(\dot{x}_j, \dot{x}_i) \beta(\dot{d}_j, \dot{x}_j, \dot{z}_j)^\top K_{WW} \beta(\dot{d}_i, \dot{x}_i, \dot{z}_i) \\ &= \sum_{j=1}^m \alpha_j k(\dot{d}_i, \dot{d}_j) k(\dot{x}_i, \dot{x}_j) \beta(\dot{d}_i, \dot{x}_i, \dot{z}_i)^\top K_{WW} \beta(\dot{d}_j, \dot{x}_j, \dot{z}_j). \end{aligned}$$

In terms of M ,

$$\begin{aligned} [M^\top \alpha]_i &= [(K_{\dot{D}\dot{D}} \odot K_{\dot{X}\dot{X}} \odot \{B^\top K_{WW} B\}) \alpha]_i \\ &= \left[\sum_{j=1}^m \alpha_j \left(K_{\dot{D}\dot{d}_j} \odot K_{\dot{X}\dot{x}_j} \odot B^\top K_{WW} \beta(\dot{d}_j, \dot{x}_j, \dot{z}_j) \right) \right]_i \\ &= \sum_{j=1}^m \alpha_j k(\dot{d}_i, \dot{d}_j) k(\dot{x}_i, \dot{x}_j) \beta(\dot{d}_i, \dot{x}_i, \dot{z}_i)^\top K_{WW} \beta(\dot{d}_j, \dot{x}_j, \dot{z}_j) \\ &= \langle \hat{h}, \phi(\dot{d}_i) \otimes \phi(\dot{x}_i) \otimes \hat{\mu}_w(\dot{d}_i, \dot{x}_i, \dot{z}_i) \rangle_{\mathcal{H}}. \end{aligned}$$

In summary,

$$\mathcal{E}_\xi^m(\hat{h}) = \frac{1}{m} \|\dot{Y} - M^\top \alpha\|_2^2 + \xi \alpha^\top M \alpha.$$

4. Optimization.

Express the objective, scaled by m , as

$$\begin{aligned}
m\mathcal{E}_\xi^m(\hat{h}) &= \|\dot{Y} - M^\top \alpha\|_2^2 + m\xi \cdot \alpha^\top M \alpha \\
&= \dot{Y}^\top \dot{Y} - 2\alpha^\top M \dot{Y} + \alpha^\top M M^\top \alpha + m\xi \cdot \alpha^\top M \alpha \\
&= \dot{Y}^\top \dot{Y} - 2\alpha^\top M \dot{Y} + \alpha^\top (M M^\top + m\xi M) \alpha
\end{aligned}$$

Solving the first order condition with respect to α ,

$$\hat{\alpha} = (M M^\top + m\xi M)^{-1} M \dot{Y}.$$

Therefore

$$\begin{aligned}
\hat{h}(d, x, w) &= \langle \hat{h}, \phi(d) \otimes \phi(x) \otimes \phi(w) \rangle_{\mathcal{H}} \\
&= \left\langle \sum_{i=1}^m \hat{\alpha}_i [\phi(\dot{d}_i) \otimes \phi(\dot{x}_i) \otimes \hat{\mu}_w(\dot{d}_i, \dot{x}_i, \dot{z}_i)], \phi(d) \otimes \phi(x) \otimes \phi(w) \right\rangle_{\mathcal{H}} \\
&= \sum_{i=1}^m \hat{\alpha}_i \left\langle \phi(\dot{d}_i) \otimes \phi(\dot{x}_i) \otimes \hat{\mu}_w(\dot{d}_i, \dot{x}_i, \dot{z}_i), \phi(d) \otimes \phi(x) \otimes \phi(w) \right\rangle_{\mathcal{H}} \\
&= \sum_{i=1}^m \hat{\alpha}_i k(\dot{d}_i, d) k(\dot{x}_i, x) \beta(\dot{d}_i, \dot{x}_i, \dot{z}_i)^\top K_{Ww} \\
&= \hat{\alpha}^\top [K_{\dot{D}d} \odot K_{\dot{X}x} \odot \{B^\top K_{Ww}\}].
\end{aligned}$$

□

E.4 Treatment effects

Derivation of Algorithm 2. By Algorithm 1,

$$\langle \hat{h}, \phi(d) \otimes \phi(\cdot) \otimes \phi(\cdot) \rangle_{\mathcal{H}} = \hat{\alpha}^\top [K_{\dot{D}d} \odot K_{\dot{X}\cdot} \odot \{B^\top K_{W\cdot}\}]$$

where I leave the arguments (x, w) blank in order to showcase how the confounding bridge estimator will be combined with the kernel mean embedding estimators. By Theorem 2, it is sufficient to obtain expressions for kernel mean embedding estimators and to substitute them in. In particular,

1. θ_0^{ATE} : $\hat{\mu} = n^{-1} \sum_{i=1}^n [\phi(x_i) \otimes \phi(w_i)] = n^{-1} \sum_{i=1}^n k(\cdot, x_i) k(\cdot, w_i);$
2. θ_0^{DS} : $\hat{\nu} = \tilde{n}^{-1} \sum_{i=1}^{\tilde{n}} [\phi(\tilde{x}_i) \otimes \phi(\tilde{w}_i)] = \tilde{n}^{-1} \sum_{i=1}^{\tilde{n}} k(\cdot, \tilde{x}_i) k(\cdot, \tilde{w}_i);$

$$3. \theta_0^{ATT}: \hat{\mu}(d) = [K_{\cdot X} \odot K_{\cdot W}](K_{DD} + n\lambda_1 I)^{-1} K_{Dd};$$

$$4. \theta_0^{CATE}: \hat{\mu}(v) = [K_{\cdot X} \odot K_{\cdot W}](K_{VV} + n\lambda_2 I)^{-1} K_{Vv}.$$

I use the n observations of (d_i, x_i, w_i, z_i) to estimate the kernel mean embeddings, and I do not use the m observations of $(\dot{y}_i, \dot{d}_i, \dot{x}_i, \dot{z}_i)$, because the former contain the negative control outcome while the latter do not. The conditional mean embedding expressions follow from [Singh et al., 2019, Algorithm 1]. Matching the blank arguments yields the desired result. \square

F Tuning

F.1 Simplified setting

The dose response and heterogeneous treatment effect estimators I propose are composed of kernel ridge regressions. The hyperparameters of the new estimators are therefore the same hyperparameters of kernel ridge regression. I present practical tuning procedures for the hyperparameters of (i) ridge regression penalties and (ii) the kernel itself. This appendix is an elaboration of [Singh et al., 2020, Appendix F].

F.2 Ridge penalty

To begin, I quote a tuning procedure for kernel ridge regression. For simplicity, I focus on the regression of Y on A . It is convenient to tune λ by leave-one-out cross validation (LOOCV), since the validation loss has a closed form solution.

Algorithm 6 (Tuning kernel ridge regression; Algorithm F.1 of [Singh et al., 2020]). Construct the matrices

$$H_\lambda := I - K_{AA}(K_{AA} + n\lambda I)^{-1} \in \mathbb{R}^{n \times n}, \quad \tilde{H}_\lambda := \text{diag}(H_\lambda) \in \mathbb{R}^{n \times n}$$

where \tilde{H}_λ has the same diagonal entries as H_λ and off diagonal entries of 0. Then set

$$\lambda^* = \underset{\lambda \in \Lambda}{\operatorname{argmin}} \frac{1}{n} \|\tilde{H}_\lambda^{-1} H_\lambda Y\|_2^2, \quad \Lambda \subset \mathbb{R}.$$

The same principles govern the tuning of conditional mean embeddings, which can be viewed as vector valued regressions. Moreover, the same principles govern the tuning of kernel instrumental variable regression, which consists of two kernel ridge regressions. The extension of these tuning procedures to kernel instrumental variable regression is an innovation, and it differs from the tuning procedure in [Singh et al., 2019, Appendix A.5.2]. To simplify the discussion, I focus on the conditional mean embedding $\mu(a) = \int \phi(y) d\mathbb{P}(y|a)$. Recall that the closed form solution of the conditional mean embedding estimator using all observations is

$$\hat{\mu}(a) = K_{\cdot Y}(K_{AA} + n\lambda I)^{-1}K_{Aa}.$$

Algorithm 7 (Tuning conditional mean embedding). Construct the matrices

$$\begin{aligned} R &:= K_{AA}(K_{AA} + n\lambda I)^{-1} \in \mathbb{R}^{n \times n} \\ S &\in \mathbb{R}^{n \times n} \text{ s.t. } S_{ij} = 1\{i = j\} \left\{ \frac{1}{1 - R_{ii}} \right\}^2 \\ T &:= S(K_{YY} - 2K_{YX}R^\top + RK_{YX}R^\top) \in \mathbb{R}^{n \times n} \end{aligned}$$

where R_{ii} is the i -th diagonal element of R . Then set

$$\lambda^* = \operatorname{argmin}_{\lambda \in \Lambda} \frac{1}{n} \operatorname{tr}(T), \quad \Lambda \subset \mathbb{R}.$$

Derivation. I prove that $n^{-1}\operatorname{tr}(T)$ is the LOOCV loss. By definition, the LOOCV loss is

$$\mathcal{E}(\lambda) := \frac{1}{n} \sum_{i=1}^n \|\phi(y_i) - \hat{\mu}_{-i}(a_i)\|_{\mathcal{H}_Y}^2$$

where $\hat{\mu}_{-i}$ is the conditional mean embedding estimator using all observations except the i -th observation.

Informally, let Φ be the matrix of features for $\{a_i\}$, with i -th row $\phi(a_i)^\top$, and let $Q := \Phi^\top \Phi + n\lambda$. Let Ψ be the matrix of features for $\{y_i\}$, with i -th row $\phi(y_i)^\top$. By the regression first order condition

$$\begin{aligned} \hat{\mu}(a)^\top &= \phi(a)^\top Q^{-1} \Phi^\top \Psi \\ \hat{\mu}_{-i}(a)^\top &= \phi(a)^\top \{Q - \phi(a_i)\phi(a_i)^\top\}^{-1} \{\Phi^\top \Psi - \phi(a_i)\phi(y_i)^\top\}. \end{aligned}$$

The Sherman-Morrison formula for rank one updates gives

$$\{Q - \phi(a_i)\phi(a_i)^\top\}^{-1} = Q^{-1} + \frac{Q^{-1}\phi(a_i)\phi(a_i)^\top Q^{-1}}{1 - \phi(a_i)^\top Q^{-1}\phi(a_i)}.$$

Let $\beta_i := \phi(a_i)^\top Q^{-1} \phi(a_i)$. Then

$$\begin{aligned}
\hat{\mu}_{-i}(a)^\top &= \phi(a_i)^\top \left\{ Q^{-1} + \frac{Q^{-1} \phi(a_i) \phi(a_i)^\top Q^{-1}}{1 - \beta_i} \right\} \{ \Phi^\top \Psi - \phi(a_i) \phi(y_i)^\top \} \\
&= \phi(a_i)^\top \left\{ I + \frac{Q^{-1} \phi(a_i) \phi(a_i)^\top}{1 - \beta_i} \right\} \{ \hat{\mu}^\top - Q^{-1} \phi(a_i) \phi(y_i)^\top \} \\
&= \left\{ 1 + \frac{\beta_i}{1 - \beta_i} \right\} \phi(a_i)^\top \{ \hat{\mu}^\top - Q^{-1} \phi(a_i) \phi(y_i)^\top \} \\
&= \left\{ 1 + \frac{\beta_i}{1 - \beta_i} \right\} \{ \hat{\mu}(a_i)^\top - \beta_i \phi(y_i)^\top \} \\
&= \frac{1}{1 - \beta_i} \{ \hat{\mu}(a_i)^\top - \beta_i \phi(y_i)^\top \}
\end{aligned}$$

i.e. $\hat{\mu}_{-i}$ can be expressed in terms of $\hat{\mu}$. Note that

$$\begin{aligned}
\phi(y_i) - \hat{\mu}_{-i}(a_i) &= \phi(y_i) - \frac{1}{1 - \beta_i} \{ \hat{\mu}(a_i) - \beta_i \phi(y_i) \} \\
&= \phi(y_i) + \frac{1}{1 - \beta_i} \{ \beta_i \phi(y_i) - \hat{\mu}(a_i) \} \\
&= \frac{1}{1 - \beta_i} \{ \phi(y_i) - \hat{\mu}(a_i) \}.
\end{aligned}$$

Substituting back into the LOOCV loss

$$\begin{aligned}
\frac{1}{n} \sum_{i=1}^n \|\phi(y)_i - \hat{\mu}_{-i}(a_i)\|_{\mathcal{H}_Y}^2 &= \frac{1}{n} \sum_{i=1}^n \left\| \{ \phi(y_i) - \hat{\mu}(a_i) \} \left\{ \frac{1}{1 - \beta_i} \right\} \right\|_{\mathcal{H}_Y}^2 \\
&= \frac{1}{n} \sum_{i=1}^n \left\{ \frac{1}{1 - \beta_i} \right\}^2 \|\phi(y_i) - \hat{\mu}(a_i)\|_{\mathcal{H}_Y}^2.
\end{aligned}$$

By arguments in [Singh et al., 2020, Appendix F],

$$\beta_i = [K_{AA}(K_{AA} + n\lambda I)^{-1}]_{ii}$$

i.e. β_i can be calculated as the i -th diagonal element of $K_{AA}(K_{AA} + n\lambda I)^{-1}$. Moreover

$$\begin{aligned}
&\|\phi(y_i) - \hat{\mu}(a_i)\|_{\mathcal{H}}^2 \\
&= k(y_i, y_i) - 2K_{y_i Y}(K_{AA} + n\lambda I)^{-1}K_{Aa_i} + K_{a_i A}(K_{AA} + n\lambda I)^{-1}K_{Y Y}(K_{AA} + n\lambda I)^{-1}K_{Aa_i} \\
&= [K_{Y Y} - 2K_{Y Y}(K_{AA} + n\lambda I)^{-1}K_{AA} + K_{AA}(K_{AA} + n\lambda I)^{-1}K_{Y Y}(K_{AA} + n\lambda I)^{-1}K_{AA}]_{ii}
\end{aligned}$$

i.e. $\|\phi(y_i) - \hat{\mu}(a_i)\|_{\mathcal{H}}^2$ can be calculated as the i -th diagonal element of a matrix as well.

Substituting these results back into the LOOCV loss gives the final expression. \square

F.3 Kernel

The Gaussian kernel satisfies the requirements of Assumption 4. Formally, the kernel

$$k(a, a') = \exp \left\{ -\frac{1}{2} \frac{\|a - a'\|_{\mathcal{A}}^2}{\sigma^2} \right\}$$

is continuous, bounded, and characteristic. The kernel hyperparameter σ is called the lengthscale. A simple heuristic is to set σ as the median interpoint distance of $\{a_i\}_{i=1}^n$, where the interpoint distance between observations i and j is $\|a_i - a_j\|_{\mathcal{A}}$.

I use the Gaussian kernel in experiments. When the input a is a vector rather than a scalar, I use the kernel obtained as the product of scalar kernels for each input dimension, following [Singh et al., 2019, Singh et al., 2020]. For example, if $\mathcal{A} \subset \mathbb{R}^d$ then

$$k(a, a') = \prod_{j=1}^d \exp \left\{ -\frac{1}{2} \frac{[a_j - a'_j]^2}{\sigma_j^2} \right\}.$$

Each lengthscale σ_j is set as the median interpoint distance for that input dimension. In principle, one could instead use LOOCV to tune kernel hyperparameters as above. The LOOCV approach to tuning lengthscales $\{\sigma_j\}$ is impractical in high dimensions, since there is a lengthscale σ_j for each input dimension.

F.4 Time complexity

As in classic kernel ridge regression, the time consuming step is tuning. We see in Algorithms 6 and 7 that to choose the ridge penalty hyperparameter λ^* , one must invert the matrix

$$K_{AA} + n\lambda I \in \mathbb{R}^{n \times n}$$

for each value λ in the grid Λ . Inversion of such a matrix has complexity $O(n^3)$; the sample size n is the limiting factor. The same is true for the two ridge penalty hyperparameters in the confounding bridge estimated by Algorithm 1, and for the additional ridge penalty hyperparameter that appears when estimating the heterogeneous treatment effect in Algorithm 2. Therefore tuning of the heterogeneous treatment effect in Algorithm 2 takes roughly three times as long as tuning of a kernel ridge regression, whose runtime scales as $O(n^3)$.

A vast literature considers how to speed up kernel methods by replacing the kernel matrix with a low rank approximation. Appendix E.3 of [Dikkala et al., 2020] discusses popular techniques and their implementation in NPIV. I pose as a question for future work how to extend the main results of this paper to accommodate kernel matrix approximations.

G Confounding bridge consistency proof

In this appendix, I (i) state a probability lemma, (ii) explicitly specialize the smoothness assumptions, (iii) provide regression lemmas, (iv) prove technical bounds, and (v) prove uniform consistency of the confounding bridge. This is the most technically demanding appendix.

G.1 Probability lemma

Lemma 4 (Lemma 2 of [Smale and Zhou, 2007]). Let ξ be a random variable taking values in a real separable Hilbert space \mathcal{K} . Suppose there exists \tilde{M} and σ^2 such that

$$\|\xi\|_{\mathcal{K}} \leq \tilde{M} < \infty \quad \text{almost surely,} \quad \mathbb{E}\|\xi\|_{\mathcal{K}}^2 \leq \sigma^2.$$

Then $\forall n \in \mathbb{N}, \forall \eta \in (0, 1)$,

$$\mathbb{P}\left[\left\|\frac{1}{n} \sum_{i=1}^n \xi_i - \mathbb{E}\xi\right\|_{\mathcal{K}} \leq \frac{2\tilde{M} \ln(2/\eta)}{n} + \sqrt{\frac{2\sigma^2 \ln(2/\eta)}{n}}\right] \geq 1 - \eta.$$

G.2 Smoothness assumptions

Let the symbol \circ mean composition. I use it to emphasize the composition of operators. To lighten notation, let $\mathcal{H}_{RF} = \mathcal{H}_{\mathcal{D}} \otimes \mathcal{H}_{\mathcal{X}} \otimes \mathcal{H}_{\mathcal{Z}}$, which is named for the reduced form.

Assumption 8 (Smoothness of conditional expectation). Assume

1. The conditional expectation operator E_0 is well specified as a Hilbert-Schmidt operator between RKHSs, i.e. $E_0 \in \mathcal{L}_2(\mathcal{H}_{\mathcal{W}}, \mathcal{H}_{RF})$, where

$$E_0 : \mathcal{H}_{\mathcal{W}} \rightarrow \mathcal{H}_{RF}, \quad h(\cdot) \mapsto \mathbb{E}[h(W)|D = \cdot, X = \cdot, Z = \cdot].$$

2. The conditional expectation operator is a particularly smooth element of $\mathcal{L}_2(\mathcal{H}_{\mathcal{W}}, \mathcal{H}_{RF})$.

Formally, define the covariance operator $T_0 := \mathbb{E}[\phi(D, X, Z) \otimes \phi(D, X, Z)]$ for $\mathcal{L}_2(\mathcal{H}_{\mathcal{W}}, \mathcal{H}_{RF})$.

I assume there exists $G_0 \in \mathcal{L}_2(\mathcal{H}_{\mathcal{W}}, \mathcal{H}_{RF})$ such that $E_0 = (T_0)^{\frac{c_0-1}{2}} \circ G_0$, $c_0 \in (1, 2]$, and $\|G_0\|_{\mathcal{L}_2(\mathcal{H}_{\mathcal{W}}, \mathcal{H}_{RF})}^2 \leq \zeta_0$.

Assumption 9 (Smoothness of confounding bridge). Assume

1. The confounding bridge h_0 is well specified, i.e. $h_0 \in \mathcal{H}_\mu \subset \mathcal{H}$.
2. The confounding bridge is a particularly smooth element of \mathcal{H}_μ . Formally, define the covariance operator $T := \mathbb{E}[\mu(D, X, Z) \otimes \mu(D, X, Z)]$, where $\mu(d, x, z) = \phi(d) \otimes \phi(x) \otimes \mu_w(d, x, z)$, for \mathcal{H}_μ . I assume there exists $g \in \mathcal{H}$ such that $h_0 = T^{\frac{c-1}{2}} \circ g$, $c \in (1, 2]$, and $\|g\|_{\mathcal{H}}^2 \leq \zeta$.

Proposition 8. The following assumptions are equivalent

1. Assumption 6 with $\mathcal{A}_0 = \mathcal{W}$ and $\mathcal{B}_0 = \mathcal{D} \times \mathcal{X} \times \mathcal{Z}$ is equivalent to Assumption 8
2. Assumption 7 is equivalent to Assumption 9

Proof. The result is immediate from [Caponnetto and De Vito, 2007, Remark 2]. The expanded expressions are more convenient for analysis. \square

G.3 Regression lemmas

Let n be the number of observations of (d_i, x_i, w_i, z_i) used to estimate the stage 1 conditional mean embedding $\mu(d, x, z) = \phi(d) \otimes \phi(x) \otimes \mu_w(d, x, z)$ by kernel ridge regression with regularization parameter λ . Let m be the number of observations of $(\dot{y}_i, \dot{d}_i, \dot{x}_i, \dot{z}_i)$ used to estimate the stage 2 confounding bridge operator h_0 by kernel ridge regression with regularization parameter ξ .

Proposition 9. Suppose Assumptions 2 and 4 hold, and $h_0 \in \mathcal{H}$. Then

$$\mathbb{E}[\mu(D, X, Z)Y] = Th_0.$$

Proof. Appealing to the definition of T , the argument in the proof of Theorem 2, and the law of iterated expectations,

$$\begin{aligned}
Th_0 &= \mathbb{E}[\mu(D, X, Z) \otimes \mu(D, X, Z)]h_0 \\
&= \mathbb{E}[\mu(D, X, Z)\langle \mu(D, X, Z), h_0 \rangle_{\mathcal{H}}] \\
&= \mathbb{E}[\mu(D, X, Z)\gamma_0(D, X, Z)] \\
&= \mathbb{E}[\mu(D, X, Z)Y].
\end{aligned}$$

□

To facilitate analysis, define the following quantities.

Definition 3 (Confounding bridge risk). Define

1. Target bridge

$$h_0 \in \operatorname{argmin}_{h \in \mathcal{H}} \mathcal{E}(h), \quad \mathcal{E}(h) = \mathbb{E}[\{Y - \langle h, \mu(D, X, Z) \rangle_{\mathcal{H}}\}^2].$$

2. Regularized bridge

$$h_{\xi} = \operatorname{argmin}_{h \in \mathcal{H}} \mathcal{E}_{\xi}(h), \quad \mathcal{E}_{\xi}(h) = \mathcal{E}(h) + \xi \|h\|_{\mathcal{H}}^2.$$

3. Empirical regularized bridge

$$h_{\xi}^m = \operatorname{argmin}_{h \in \mathcal{H}} \mathcal{E}_{\xi}^m(h), \quad \mathcal{E}_{\xi}^m(h) = \frac{1}{m} \sum_{i=1}^m \{\dot{y}_i - \langle h, \mu(\dot{d}_i, \dot{x}_i, \dot{z}_i) \rangle_{\mathcal{H}}\}^2 + \xi \|h\|_{\mathcal{H}}^2.$$

4. Estimated bridge

$$\hat{h}_{\xi}^m = \operatorname{argmin}_{h \in \mathcal{H}} \hat{\mathcal{E}}_{\xi}^m(h), \quad \hat{\mathcal{E}}_{\xi}^m(h) = \frac{1}{m} \sum_{i=1}^m \{\dot{y}_i - \langle h, \mu_{\lambda}^n(\dot{d}_i, \dot{x}_i, \dot{z}_i) \rangle_{\mathcal{H}}\}^2 + \xi \|h\|_{\mathcal{H}}^2$$

where $\mu_{\lambda}^n(d, x, z)$ is an estimator of the conditional mean embedding $\mu(d, x, z)$.

Proposition 10. Suppose the conditions of Proposition 9 hold. Then

$$\mathbb{E}[\langle h - h_0, \mu(D, X, Z) \rangle_{\mathcal{H}}^2] = \mathcal{E}(h) - \mathcal{E}(h_0).$$

Proof. Write

$$\begin{aligned}\mathcal{E}(h) &= \mathbb{E}[\{Y - \langle h, \mu(D, X, Z) \rangle_{\mathcal{H}}\}^2] \\ &= \mathbb{E}[\{(Y - \langle h_0, \mu(D, X, Z) \rangle_{\mathcal{H}}) + (\langle h_0, \mu(D, X, Z) \rangle_{\mathcal{H}} - \langle h, \mu(D, X, Z) \rangle_{\mathcal{H}})\}^2].\end{aligned}$$

Squaring the initial terms gives $\mathcal{E}(h_0)$. Squaring the latter terms gives $\mathbb{E}[\langle h - h_0, \mu(D, X, Z) \rangle_{\mathcal{H}}^2]$.

To complete the argument, I show that the cross term is zero. Write

$$\begin{aligned}& -2\mathbb{E}[(Y - \langle h_0, \mu(D, X, Z) \rangle_{\mathcal{H}}) \cdot (\langle h_0, \mu(D, X, Z) \rangle_{\mathcal{H}} - \langle h, \mu(D, X, Z) \rangle_{\mathcal{H}})] \\ &= -2\mathbb{E}[(Y - \gamma_0(D, X, Z)) \cdot (\langle h_0, \mu(D, X, Z) \rangle_{\mathcal{H}} - \langle h, \mu(D, X, Z) \rangle_{\mathcal{H}})] \\ &= 0\end{aligned}$$

where the first equality appeals to the the argument in the proof of Theorem 2, and the second appeals to the law of iterated expectations. \square

Proposition 11. Suppose the conditions of Proposition 9 hold. Then

$$h_{\xi} = \operatorname{argmin}_{h \in \mathcal{H}} \mathbb{E}[\langle h - h_0, \mu(D, X, Z) \rangle_{\mathcal{H}}^2] + \xi \|h\|_{\mathcal{H}}^2.$$

Proof. The result is a corollary of Proposition 10. \square

Proposition 12 (Closed form). $\forall \xi > 0$, the solution h_{ξ}^m to \mathcal{E}_{ξ}^m and the solution \hat{h}_{ξ}^m to $\hat{\mathcal{E}}_{\xi}^m$ both exist, are unique, and

$$\begin{aligned}h_{\xi}^m &= (\mathbf{T} + \xi)^{-1} \mathbf{g}, \quad \mathbf{T} = \frac{1}{m} \sum_{i=1}^m \mu(\dot{d}_i, \dot{x}_i, \dot{z}_i) \otimes \mu(\dot{d}_i, \dot{x}_i, \dot{z}_i), \quad \mathbf{g} = \frac{1}{m} \sum_{i=1}^m \mu(\dot{d}_i, \dot{x}_i, \dot{z}_i) \dot{y}_i, \\ \hat{h}_{\xi}^m &= (\hat{\mathbf{T}} + \xi)^{-1} \hat{\mathbf{g}}, \quad \hat{\mathbf{T}} = \frac{1}{m} \sum_{i=1}^m \mu_{\lambda}^n(\dot{d}_i, \dot{x}_i, \dot{z}_i) \otimes \mu_{\lambda}^n(\dot{d}_i, \dot{x}_i, \dot{z}_i), \quad \hat{\mathbf{g}} = \frac{1}{m} \sum_{i=1}^m \mu_{\lambda}^n(\dot{d}_i, \dot{x}_i, \dot{z}_i) \dot{y}_i.\end{aligned}$$

Proof. The result is a simplification of [Singh et al., 2019, Theorem 3]. \square

Proposition 13 (Sampling error). Suppose the conditions of Proposition 9 hold. Then $\forall \delta \in (0, 1)$, the following holds with probability $1 - \delta$:

$$\|h_{\xi}^m - h_{\xi}\|_{\mathcal{H}} \leq \frac{4\kappa(C + \kappa\|h_0\|_{\mathcal{H}}) \ln(2/\delta)}{\sqrt{m\xi}}, \quad \kappa := \kappa_d \kappa_x \kappa_w.$$

Proof. I generalize [Smale and Zhou, 2007, Theorem 1]. I proceed in steps.

1. Decomposition.

$$h_\xi^m - h_\xi = \left(\mathbf{T} + \xi I \right)^{-1} \left(\mathbf{g} - \mathbf{T}h_\xi - \xi h_\xi \right) = \left(\mathbf{T} + \xi I \right)^{-1} \left(\frac{1}{m} \sum_{i=1}^m \dot{\xi}_i - \mathbb{E}[\dot{\xi}] \right)$$

where

$$\dot{\xi}_i = \mu(\dot{d}_i, \dot{x}_i, \dot{z}_i) \dot{y}_i - \mu(\dot{d}_i, \dot{x}_i, \dot{z}_i) \otimes \mu(\dot{d}_i, \dot{x}_i, \dot{z}_i) h_\xi = \mu(\dot{d}_i, \dot{x}_i, \dot{z}_i) [\dot{y}_i - \langle h_\xi, \mu(\dot{d}_i, \dot{x}_i, \dot{z}_i) \rangle_{\mathcal{H}}].$$

In particular, by the definitions in Proposition 12

$$\frac{1}{m} \sum_{i=1}^m \dot{\xi}_i = \mathbf{g} - \mathbf{T}h_\xi.$$

Meanwhile

$$\begin{aligned} \mathbb{E}[\dot{\xi}] &= \mathbb{E}[\mu(D, X, Z)Y] - Th_\xi \\ &= \mathbb{E}[\mu(D, X, Z)Y] - Th_\xi - \xi h_\xi + \xi h_\xi \\ &= \mathbb{E}[\mu(D, X, Z)Y] - (T + \xi I)h_\xi + \xi h_\xi \\ &= \mathbb{E}[\mu(D, X, Z)Y] - \mathbb{E}[\mu(D, X, Z)Y] + \xi h_\xi \\ &= \xi h_\xi \end{aligned}$$

as desired.

Next, observe that

$$\left(\mathbf{T} + \xi I \right)^{-1} \in \mathcal{L}(\mathcal{H}), \quad \left(\frac{1}{n} \sum_{i=1}^n \dot{\xi}_i - \mathbb{E}\dot{\xi} \right) \in \mathcal{H}$$

where $\mathcal{L}(\mathcal{H})$ is the space of bounded operators from \mathcal{H} to \mathcal{H} . Therefore

$$\|h_\xi^m - h_\xi\|_{\mathcal{H}} \leq \frac{1}{\xi} \Delta, \quad \Delta = \left\| \frac{1}{m} \sum_{i=1}^m \dot{\xi}_i - \mathbb{E}\dot{\xi} \right\|_{\mathcal{H}}.$$

2. Moments.

$$\|\dot{\xi}_i\|_{\mathcal{H}} \leq \kappa C + \kappa^2 \|h_\xi\|_{\mathcal{H}};$$

$$\mathbb{E}\|\dot{\xi}_i\|_{\mathcal{H}}^2 \leq \kappa^2 \mathbb{E}[\{Y - \langle h_\xi, \mu(D, X, Z) \rangle_{\mathcal{H}}\}^2] = \kappa^2 \mathcal{E}(h_\xi).$$

By Proposition 11 with $h = 0$

$$\begin{aligned} \mathbb{E}[\langle h_\xi - h_0, \mu(D, X, Z) \rangle_{\mathcal{H}}^2] + \xi \|h_\xi\|_{\mathcal{H}}^2 &\leq \mathbb{E}[\langle h_0, \mu(D, X, Z) \rangle_{\mathcal{H}}^2] \\ &\leq \|h_0\|_{\mathcal{H}}^2 \mathbb{E}\|\mu(D, X, Z)\|_{\mathcal{H}}^2 \\ &\leq \kappa^2 \|h_0\|_{\mathcal{H}}^2. \end{aligned}$$

This result has two implications:

$$\mathbb{E}[\langle h_\xi - h_0, \mu(D, X, Z) \rangle_{\mathcal{H}}^2] \leq \kappa^2 \|h_0\|_{\mathcal{H}}^2, \quad \|h_\xi\|_{\mathcal{H}} \leq \frac{\kappa \|h_0\|_{\mathcal{H}}}{\sqrt{\xi}}.$$

Moreover by the definition of h_0 as the minimizer of \mathcal{E} ,

$$\mathcal{E}(h_0) \leq \mathcal{E}(0) = \mathbb{E}[Y^2] \leq C^2$$

so by Proposition 10

$$\mathcal{E}(h_\xi) = \mathcal{E}(h_0) + \mathbb{E}[\langle h_\xi - h_0, \mu(D, X, Z) \rangle_{\mathcal{H}}^2] \leq C^2 + \kappa^2 \|h_0\|_{\mathcal{H}}^2.$$

In summary,

$$\begin{aligned} \|\dot{\xi}_i\|_{\mathcal{H}} &\leq \kappa C + \kappa^2 \frac{\kappa \|h_0\|_{\mathcal{H}}}{\sqrt{\xi}} = \kappa(C + \kappa^2 \|h_0\|_{\mathcal{H}} / \sqrt{\xi}) \\ \mathbb{E}\|\dot{\xi}_i\|_{\mathcal{H}}^2 &\leq \kappa^2(C^2 + \kappa^2 \|h_0\|_{\mathcal{H}}^2). \end{aligned}$$

3. Concentration.

I then apply Lemma 4. With probability $1 - \delta$,

$$\Delta \leq \kappa(C + \kappa^2 \|h_0\|_{\mathcal{H}} / \sqrt{\xi}) \frac{2 \ln(2/\delta)}{m} + \sqrt{\kappa^2(C^2 + \kappa^2 \|h_0\|_{\mathcal{H}}^2) \frac{2 \ln(2/\delta)}{m}}.$$

There are two cases, which I analyze with techniques similar to [Singh et al., 2019, Theorem 5].

$$(a) \quad \frac{\kappa}{\sqrt{m\xi}} \leq \frac{1}{4 \ln(2/\delta)}.$$

Because $a^2 + b^2 \leq (a + b)^2$ for $a, b \geq 0$,

$$\begin{aligned} \Delta &< \frac{2\kappa C \ln(2/\delta)}{m} + \frac{2\kappa^3 \|h_0\|_{\mathcal{H}} \ln(2/\delta)}{m\sqrt{\xi}} + \kappa(C + \kappa \|h_0\|_{\mathcal{H}}) \sqrt{\frac{2 \ln(2/\delta)}{m}} \\ &= \frac{2\kappa C \ln(2/\delta)}{m} + \frac{2\kappa^2 \|h_0\|_{\mathcal{H}} \ln(2/\delta)}{\sqrt{m}} \frac{\kappa}{\sqrt{m\xi}} + \frac{\kappa(C + \kappa \|h_0\|_{\mathcal{H}}) \ln(2/\delta)}{\sqrt{m}} \sqrt{\frac{2}{\ln(2/\delta)}} \\ &\leq \frac{2\kappa C \ln(2/\delta)}{\sqrt{m}} + \frac{2\kappa^2 \|h_0\|_{\mathcal{H}} \ln(2/\delta)}{\sqrt{m}} + \frac{2\kappa(C + \kappa \|h_0\|_{\mathcal{H}}) \ln(2/\delta)}{\sqrt{m}} \\ &= \frac{4\kappa(C + \kappa \|h_0\|_{\mathcal{H}}) \ln(2/\delta)}{\sqrt{m}}. \end{aligned}$$

Then recall

$$\|h_\xi^m - h_\xi\|_{\mathcal{H}} \leq \frac{1}{\xi} \Delta.$$

$$(b) \frac{\kappa}{\sqrt{m\xi}} > \frac{1}{4\ln(2/\delta)}.$$

Observe that by the definition of h_ξ^m

$$\xi \|h\|_{\mathcal{H}}^2 \leq \mathcal{E}_\xi^m(h_\xi^m) \leq \mathcal{E}_\xi^m(0) = \frac{1}{m} \sum_{i=1}^m \dot{y}_i^2 \leq C^2.$$

It follows that

$$\|h_\xi^m\|_{\mathcal{H}} \leq \frac{C}{\sqrt{\xi}}$$

and therefore

$$\|h_\xi^m - h_\xi\|_{\mathcal{H}} \leq \|h_\xi^m\|_{\mathcal{H}} + \|h_\xi\|_{\mathcal{H}} \leq \frac{C}{\sqrt{\xi}} + \frac{\kappa \|h_0\|_{\mathcal{H}}}{\sqrt{\xi}} = \frac{C + \kappa \|h_0\|_{\mathcal{H}}}{\sqrt{\xi}}.$$

Finally observe that

$$\frac{1}{4\ln(2/\delta)} < \frac{\kappa}{\sqrt{m\xi}} \iff \frac{C + \kappa \|h_0\|_{\mathcal{H}}}{\sqrt{\xi}} < \frac{4\kappa(C + \kappa \|h_0\|_{\mathcal{H}}) \ln(2/\delta)}{\sqrt{m\xi}}.$$

□

Proposition 14 (Approximation error). Suppose Assumptions 2, 4, 5, and 9 hold. Then

$$\|h_\xi - h_0\|_{\mathcal{H}} \leq \xi^{\frac{c-1}{2}} \sqrt{\zeta}.$$

Proof. I generalize [Smale and Zhou, 2005, Theorem 4]. By Assumption 9, there exists a function $g \in \mathcal{H}$ such that

$$g = T^{\frac{1-c}{2}} h_0 = \sum_k \eta_k^{\frac{1-c}{2}} e_k \langle e_k, h_0 \rangle_{\mathcal{H}}$$

where $\{\eta_k\}$ are the eigenvalues and $\{e_k\}$ are the eigenfunctions of T . By Proposition 9, write

$$h_\xi - h_0 = [(T + \xi I)^{-1} T - I] h_0 = \sum_k \left(\frac{\eta_k}{\eta_k + \xi} - 1 \right) e_k \langle e_k, h_0 \rangle_{\mathcal{H}}.$$

Therefore

$$\begin{aligned}
\|h_\xi - h_0\|_{\mathcal{H}}^2 &= \sum_k \left(\frac{\eta_k}{\eta_k + \xi} - 1 \right)^2 \langle e_k, h_0 \rangle_{\mathcal{H}}^2 \\
&= \sum_k \left(\frac{\xi}{\eta_k + \xi} \right)^2 \langle e_k, h_0 \rangle_{\mathcal{H}}^2 \\
&= \sum_k \left(\frac{\xi}{\eta_k + \xi} \right)^2 \langle e_k, h_0 \rangle_{\mathcal{H}}^2 \left(\frac{\xi}{\xi} \cdot \frac{\eta_k}{\eta_k} \cdot \frac{\eta_k + \xi}{\eta_k + \xi} \right)^{c-1} \\
&= \xi^{c-1} \sum_k \eta_k^{1-c} \langle e_k, h_0 \rangle_{\mathcal{H}}^2 \left(\frac{\xi}{\eta_k + \xi} \right)^{3-c} \left(\frac{\eta_k}{\eta_k + \xi} \right)^{c-1} \\
&\leq \xi^{c-1} \sum_k \eta_k^{1-c} \langle e_k, h_0 \rangle_{\mathcal{H}}^2 \\
&= \xi^{c-1} \|g\|_{\mathcal{H}}^2 \\
&\leq \xi^{c-1} \zeta.
\end{aligned}$$

□

G.4 Bounds

Proposition 15. Suppose Assumption 4 holds. Assume that $\forall d \in \mathcal{D}, x \in \mathcal{X}, z \in \mathcal{Z}$, $\|\mu_\lambda^n(d, x, z) - \mu(d, x, z)\|_{\mathcal{H}} \leq r_\mu(n, \delta, c_0)$.

1. Then $\|\hat{\mathbf{T}} - \mathbf{T}\|_{\mathcal{L}(\mathcal{H})} \leq \{2\kappa + r_\mu(n, \delta, c_0)\} r_\mu(n, \delta, c_0)$.
2. If in addition Assumption 5 holds then $\|\hat{\mathbf{g}} - \mathbf{g}\|_{\mathcal{H}} \leq C r_\mu(n, \delta, c_0)$.

Proof. For the former result, write

$$\begin{aligned}
\hat{\mathbf{T}} - \mathbf{T} &= \frac{1}{m} \sum_{i=1}^m \{ \mu_\lambda^n(\dot{d}_i, \dot{x}_i, \dot{z}_i) \otimes \mu_\lambda^n(\dot{d}_i, \dot{x}_i, \dot{z}_i) - \mu(\dot{d}_i, \dot{x}_i, \dot{z}_i) \otimes \mu(\dot{d}_i, \dot{x}_i, \dot{z}_i) \} \\
&= \frac{1}{m} \sum_{i=1}^m \{ \mu_\lambda^n(\dot{d}_i, \dot{x}_i, \dot{z}_i) \otimes \mu_\lambda^n(\dot{d}_i, \dot{x}_i, \dot{z}_i) - \mu_\lambda^n(\dot{d}_i, \dot{x}_i, \dot{z}_i) \otimes \mu(\dot{d}_i, \dot{x}_i, \dot{z}_i) \\
&\quad + \mu_\lambda^n(\dot{d}_i, \dot{x}_i, \dot{z}_i) \otimes \mu(\dot{d}_i, \dot{x}_i, \dot{z}_i) - \mu(\dot{d}_i, \dot{x}_i, \dot{z}_i) \otimes \mu(\dot{d}_i, \dot{x}_i, \dot{z}_i) \}.
\end{aligned}$$

Hence

$$\begin{aligned}
\|\mathbf{T} - \hat{\mathbf{T}}\|_{\mathcal{L}(\mathcal{H})} &\leq \frac{1}{m} \sum_{i=1}^m \|\mu_\lambda^n(\dot{d}_i, \dot{x}_i, \dot{z}_i) \otimes \mu_\lambda^n(\dot{d}_i, \dot{x}_i, \dot{z}_i) - \mu_\lambda^n(\dot{d}_i, \dot{x}_i, \dot{z}_i) \otimes \mu(\dot{d}_i, \dot{x}_i, \dot{z}_i) \\
&\quad + \|\mu_\lambda^n(\dot{d}_i, \dot{x}_i, \dot{z}_i) \otimes \mu(\dot{d}_i, \dot{x}_i, \dot{z}_i) - \mu(\dot{d}_i, \dot{x}_i, \dot{z}_i) \otimes \mu(\dot{d}_i, \dot{x}_i, \dot{z}_i)\|_{\mathcal{L}(\mathcal{H})}.
\end{aligned}$$

In the first term,

$$\begin{aligned}
& \|\mu_\lambda^n(\dot{d}_i, \dot{x}_i, \dot{z}_i) \otimes \mu_\lambda^n(\dot{d}_i, \dot{x}_i, \dot{z}_i) - \mu_\lambda^n(\dot{d}_i, \dot{x}_i, \dot{z}_i) \otimes \mu(\dot{d}_i, \dot{x}_i, \dot{z}_i)\|_{\mathcal{L}(\mathcal{H})} \\
&= \|\mu_\lambda^n(\dot{d}_i, \dot{x}_i, \dot{z}_i)\|_{\mathcal{H}} \cdot \|\mu_\lambda^n(\dot{d}_i, \dot{x}_i, \dot{z}_i) - \mu(\dot{d}_i, \dot{x}_i, \dot{z}_i)\|_{\mathcal{H}} \\
&\leq \left(\|\mu(\dot{d}_i, \dot{x}_i, \dot{z}_i)\|_{\mathcal{H}} + \|\mu_\lambda^n(\dot{d}_i, \dot{x}_i, \dot{z}_i) - \mu(\dot{d}_i, \dot{x}_i, \dot{z}_i)\|_{\mathcal{H}} \right) \|\mu_\lambda^n(\dot{d}_i, \dot{x}_i, \dot{z}_i) - \mu(\dot{d}_i, \dot{x}_i, \dot{z}_i)\|_{\mathcal{H}} \\
&\leq \{\kappa + r_\mu(n, \delta, c_0)\} r_\mu(n, \delta, c_0).
\end{aligned}$$

In the second term

$$\begin{aligned}
& \|\mu_\lambda^n(\dot{d}_i, \dot{x}_i, \dot{z}_i) \otimes \mu(\dot{d}_i, \dot{x}_i, \dot{z}_i) - \mu(\dot{d}_i, \dot{x}_i, \dot{z}_i) \otimes \mu(\dot{d}_i, \dot{x}_i, \dot{z}_i)\|_{\mathcal{L}(\mathcal{H})} \\
&= \|\mu_\lambda^n(\dot{d}_i, \dot{x}_i, \dot{z}_i) - \mu(\dot{d}_i, \dot{x}_i, \dot{z}_i)\|_{\mathcal{H}} \cdot \|\mu(\dot{d}_i, \dot{x}_i, \dot{z}_i)\|_{\mathcal{H}} \\
&\leq \kappa \cdot r_\mu(n, \delta, c_0).
\end{aligned}$$

In summary,

$$\|\mathbf{T} - \hat{\mathbf{T}}\|_{\mathcal{L}(\mathcal{H})} \leq \{2\kappa + r_\mu(n, \delta, c_0)\} r_\mu(n, \delta, c_0).$$

For the latter result, write

$$\hat{\mathbf{g}} - \mathbf{g} = \frac{1}{m} \sum_{i=1}^m \{\mu_\lambda^n(\dot{d}_i, \dot{x}_i, \dot{z}_i) - \mu(\dot{d}_i, \dot{x}_i, \dot{z}_i)\} \dot{y}_i$$

Hence

$$\|\hat{\mathbf{g}} - \mathbf{g}\|_{\mathcal{H}} \leq \frac{1}{m} \sum_{i=1}^m \|\{\mu_\lambda^n(\dot{d}_i, \dot{x}_i, \dot{z}_i) - \mu(\dot{d}_i, \dot{x}_i, \dot{z}_i)\}\|_{\mathcal{H}} \cdot |\dot{y}_i| \leq C r_\mu(n, \delta, c_0).$$

□

Proposition 16. Suppose Assumption 4 holds. If $\forall d \in \mathcal{D}, x \in \mathcal{X}, z \in \mathcal{Z}$, $\|\mu_\lambda^n(d, x, z) - \mu(d, x, z)\|_{\mathcal{H}} \leq r_\mu(n, \delta, c_0)$ then

$$\|(\hat{\mathbf{T}} + \xi)^{-1} - (\mathbf{T} + \xi)^{-1}\|_{\mathcal{L}(\mathcal{H})} \leq \frac{\{2\kappa + r_\mu(n, \delta, c_0)\} r_\mu(n, \delta, c_0)}{\xi^2}.$$

Proof. Since $A^{-1} - B^{-1} = B^{-1}(B - A)A^{-1}$,

$$(\hat{\mathbf{T}} + \xi)^{-1} - (\mathbf{T} + \xi)^{-1} = (\mathbf{T} + \xi)^{-1}(\mathbf{T} - \hat{\mathbf{T}})(\hat{\mathbf{T}} + \xi)^{-1}.$$

Therefore

$$\|(\hat{\mathbf{T}} + \xi)^{-1} - (\mathbf{T} + \xi)^{-1}\|_{\mathcal{L}(\mathcal{H})} \leq \frac{1}{\xi^2} \|\mathbf{T} - \hat{\mathbf{T}}\|_{\mathcal{L}(\mathcal{H})} \leq \frac{\{2\kappa + r_\mu(n, \delta, c_0)\} r_\mu(n, \delta, c_0)}{\xi^2}$$

where the final inequality appeals to Proposition 15.

□

Proposition 17. Suppose Assumptions 4 and 5 hold. Then

$$\|\mathbf{g}\|_{\mathcal{H}} \leq \kappa C.$$

Proof.

$$\|\mathbf{g}\|_{\mathcal{H}} = \left\| \frac{1}{m} \sum_{i=1}^m \mu(\dot{d}_i, \dot{x}_i, \dot{z}_i) \dot{y}_i \right\|_{\mathcal{H}} \leq \frac{1}{m} \sum_{i=1}^m \left\| \mu(\dot{d}_i, \dot{x}_i, \dot{z}_i) \right\|_{\mathcal{H}} |\dot{y}_i| \leq \kappa C.$$

□

G.5 Main result

Theorem 5 (Collecting results). Suppose Assumptions 2, 4, 5, and 9 hold. Suppose $\forall d \in \mathcal{D}, x \in \mathcal{X}, z \in \mathcal{Z}, \|\mu_{\lambda}^n(d, x, z) - \mu(d, x, z)\|_{\mathcal{H}} \leq r_{\mu}(n, \delta, c_0)$ with probability $1 - \delta$. Then $\forall \delta \in (0, 1)$ and $\forall \eta \in (0, 1)$, the following holds with probability $1 - \eta - \delta$:

$$\begin{aligned} & \|\hat{h}_{\xi}^m - h_0\|_{\mathcal{H}} \\ & \leq r_h(n, \delta, c_0; m, \eta, c) \\ & := \frac{Cr_{\mu}(n, \delta, c_0)}{\xi} + \frac{\kappa C}{\xi^2} \{2\kappa + r_{\mu}(n, \delta, c_0)\} r_{\mu}(n, \delta, c_0) + \frac{4\kappa(C + \kappa\|h_0\|_{\mathcal{H}}) \ln(2/\eta)}{\sqrt{m}\xi} + \xi^{\frac{c-1}{2}} \sqrt{\zeta}. \end{aligned}$$

Proof. I begin with a decomposition using Proposition 12.

$$\hat{h}_{\xi}^m - h_0 = \left[(\hat{\mathbf{T}} + \xi)^{-1} \hat{\mathbf{g}} - (\hat{\mathbf{T}} + \xi)^{-1} \mathbf{g} \right] + \left[(\hat{\mathbf{T}} + \xi)^{-1} \mathbf{g} - (\mathbf{T} + \xi)^{-1} \mathbf{g} \right] + \left[(\mathbf{T} + \xi)^{-1} \mathbf{g} - h_0 \right].$$

Consider the first term.

$$\|(\hat{\mathbf{T}} + \xi)^{-1} (\hat{\mathbf{g}} - \mathbf{g})\|_{\mathcal{H}} \leq \frac{1}{\xi} \|\hat{\mathbf{g}} - \mathbf{g}\|_{\mathcal{H}} \leq \frac{1}{\xi} Cr_{\mu}(n, \delta, c_0)$$

by Proposition 15.

Consider the second term.

$$\begin{aligned} \left\| \left[(\hat{\mathbf{T}} + \xi)^{-1} - (\mathbf{T} + \xi)^{-1} \right] \mathbf{g} \right\|_{\mathcal{H}} & \leq \|(\hat{\mathbf{T}} + \xi)^{-1} - (\mathbf{T} + \xi)^{-1}\|_{\mathcal{L}(\mathcal{H})} \|\mathbf{g}\|_{\mathcal{H}} \\ & \leq \frac{1}{\xi^2} \{2\kappa + r_{\mu}(n, \delta, c_0)\} r_{\mu}(n, \delta, c_0) \cdot \kappa C \end{aligned}$$

with probability $1 - \delta$ by Propositions 16 and 17.

Consider the third term.

$$\|h_{\xi}^m - h_0\|_{\mathcal{H}} \leq \|h_{\xi}^m - h_{\xi}\|_{\mathcal{H}} + \|h_{\xi} - h_0\|_{\mathcal{H}} \leq \frac{4\kappa(C + \kappa\|h_0\|_{\mathcal{H}}) \ln(2/\eta)}{\sqrt{m}\xi} + \xi^{\frac{c-1}{2}} \sqrt{\zeta}.$$

with probability $1 - \eta$, appealing to triangle inequality and Propositions 13 and 14. □

Theorem 6 (Conditional mean embedding). Suppose Assumptions 4, 5, and 8 hold. Set $\lambda = n^{-\frac{1}{c_0+1}}$. Then with probability $1 - \delta$, $\forall d \in \mathcal{D}, x \in \mathcal{X}, z \in \mathcal{Z}$

$$\|\hat{\mu}(d, x, z) - \mu(d, x, z)\|_{\mathcal{H}} \leq r_{\mu}(n, \delta, c_0)$$

where $\kappa_{RF} := \kappa_d \kappa_x \kappa_z$ and

$$r_{\mu}(n, \delta, c_0) := \kappa_d \kappa_x \cdot \kappa_{RF} \cdot \frac{\sqrt{\zeta_0}(c_0 + 1)}{4^{\frac{1}{c_0+1}}} \left(\frac{4\kappa_{RF}(\kappa_w + \kappa_{RF}\|E_0\|_{\mathcal{L}_2}) \ln(2/\delta)}{\sqrt{n\zeta_0}(c_0 - 1)} \right)^{\frac{c_0-1}{c_0+1}}.$$

Proof. Write

$$\begin{aligned} \hat{\mu}(d, x, z) - \mu(d, x, z) &= [\phi(d) \otimes \phi(x) \otimes \hat{\mu}_w(d, x, z)] - [\phi(d) \otimes \phi(x) \otimes \mu_w(d, x, z)] \\ &= \phi(d) \otimes \phi(x) \otimes [\hat{\mu}_w(d, x, z) - \mu_w(d, x, z)] \end{aligned}$$

so that

$$\|\hat{\mu}(d, x, z) - \mu(d, x, z)\|_{\mathcal{H}} \leq \kappa_d \kappa_x \cdot \|\hat{\mu}_w(d, x, z) - \mu_w(d, x, z)\|_{\mathcal{H}_W}.$$

The bound on the final factor follows from [Singh et al., 2019, Corollary 1], observing that

$$E_0 : \mathcal{H}_W \rightarrow \mathcal{H}_{RF}, \quad \|\phi(w)\|_{\mathcal{H}} \leq \kappa_w, \quad \|\phi(d, x, z)\|_{\mathcal{H}_{RF}} \leq \kappa_{RF}.$$

□

Proof of Theorem 3. Summarize the bound in Theorem 5 as

$$r_h = O\left(\frac{r_{\mu}}{\xi} + \frac{r_{\mu}}{\xi^2} + \frac{r_{\mu}^2}{\xi^2} + \frac{1}{\sqrt{m}\xi} + \xi^{\frac{c-1}{2}}\right) = O\left(\frac{r_{\mu}}{\xi^2} + \frac{1}{\sqrt{m}\xi} + \xi^{\frac{c-1}{2}}\right).$$

Summarize the bound in Theorem 6 as

$$r_{\mu} = O\left(n^{-\frac{1}{2} \frac{c_0-1}{c_0+1}}\right) = O(m^{-\frac{a}{2}}), \quad n = m^{\frac{a(c_0+1)}{(c_0-1)}}.$$

Combining results,

$$r_h = O\left(\frac{1}{m^{\frac{a}{2}}\xi^2} + \frac{1}{\sqrt{m}\xi} + \xi^{\frac{c-1}{2}}\right), \quad \text{such that} \quad \xi^2 \geq r_{\mu}, \quad m\xi^2 \geq 1.$$

This choice of (n, m) ratio is the same parametrization as [Singh et al., 2019, Theorem 4].

I have choice over ξ as a function of m to achieve the single stage rate of $m^{-\frac{1}{2} \frac{c-1}{c+1}}$. I choose ξ to match the bias $\xi^{\frac{c-1}{2}}$ with the variance $\frac{1}{m^{\frac{a}{2}}\xi^2} + \frac{1}{\sqrt{m}\xi}$. I set bias equal to each term in the variance.

1. $\xi^{\frac{c-1}{2}} = \frac{1}{m^{\frac{a}{2}}\xi^2}$. Rearranging, $\xi = m^{-\frac{a}{c+3}}$. The bias term becomes

$$\xi^{\frac{c-1}{2}} = \left(m^{-\frac{a}{c+3}}\right)^{\frac{c-1}{2}}$$

and the remaining term becomes

$$\frac{1}{\sqrt{m}\xi} = \frac{m^{\frac{a}{c+3}}}{\sqrt{m}} = m^{\frac{2a-(c+3)}{2(c+3)}}.$$

Note that the former dominates the latter if and only if

$$-\frac{a}{c+3} \frac{c-1}{2} \geq \frac{2a-(c+3)}{2(c+3)} \iff a \leq \frac{c+3}{c+1}.$$

2. $\xi^{\frac{c-1}{2}} = \frac{1}{\sqrt{m}\xi}$. Rearranging, $\xi = m^{-\frac{1}{c+1}}$. The bias term becomes

$$\xi^{\frac{c-1}{2}} = \left(m^{-\frac{1}{c+1}}\right)^{\frac{c-1}{2}}$$

and the remaining term becomes

$$\frac{1}{m^{\frac{a}{2}}\xi^2} = m^{-\frac{a}{2}} \left(m^{-\frac{1}{c+1}}\right)^{-2} = m^{\frac{4-a(c+1)}{2(c+1)}}.$$

Note that the former dominates the latter if and only if

$$-\frac{1}{c+1} \frac{c-1}{2} \geq \frac{4-a(c+1)}{2(c+1)} \iff a \geq \frac{c+3}{c+1}.$$

□

H Treatment effect consistency proof

In this appendix, I (i) explicitly specialize the smoothness assumptions, (ii) provide rates for unconditional mean embeddings, (iv) provide rates for conditional mean embeddings, and (iv) prove uniform consistency of negative control treatment effects.

H.1 Smoothness assumptions

Assumption 10 (Smoothness for θ_0^{ATT}). Assume

1. The conditional expectation operator E_1 is well specified as a Hilbert-Schmidt operator between RKHSs, i.e. $E_1 \in \mathcal{L}_2(\mathcal{H}_{\mathcal{X}} \otimes \mathcal{H}_{\mathcal{W}}, \mathcal{H}_{\mathcal{D}})$, where

$$E_1 : \mathcal{H}_{\mathcal{X}} \otimes \mathcal{H}_{\mathcal{W}} \rightarrow \mathcal{H}_{\mathcal{D}}, \quad f(\cdot, \cdot) \mapsto \mathbb{E}[f(X, W)|D = \cdot].$$

2. The conditional expectation operator is a particularly smooth element of $\mathcal{L}_2(\mathcal{H}_{\mathcal{X}} \otimes \mathcal{H}_{\mathcal{W}}, \mathcal{H}_{\mathcal{D}})$. Formally, define the covariance operator $T_1 := \mathbb{E}[\phi(D) \otimes \phi(D)]$ for $\mathcal{L}_2(\mathcal{H}_{\mathcal{X}} \otimes \mathcal{H}_{\mathcal{W}}, \mathcal{H}_{\mathcal{D}})$. I assume there exists $G_1 \in \mathcal{L}_2(\mathcal{H}_{\mathcal{X}} \otimes \mathcal{H}_{\mathcal{W}}, \mathcal{H}_{\mathcal{D}})$ such that $E_1 = (T_1)^{\frac{c_1-1}{2}} \circ G_1$, $c_1 \in (1, 2]$, and $\|G_1\|_{\mathcal{L}_2(\mathcal{H}_{\mathcal{X}} \otimes \mathcal{H}_{\mathcal{W}}, \mathcal{H}_{\mathcal{D}})}^2 \leq \zeta_1$.

Assumption 11 (Smoothness for θ_0^{CATE}). Assume

1. The conditional expectation operator E_2 is well specified as a Hilbert-Schmidt operator between RKHSs, i.e. $E_2 \in \mathcal{L}_2(\mathcal{H}_{\mathcal{X}} \otimes \mathcal{H}_{\mathcal{W}}, \mathcal{H}_{\mathcal{V}})$, where

$$E_2 : \mathcal{H}_{\mathcal{X}} \otimes \mathcal{H}_{\mathcal{W}} \rightarrow \mathcal{H}_{\mathcal{V}}, \quad f(\cdot, \cdot) \mapsto \mathbb{E}[f(X, W)|V = \cdot].$$

2. The conditional expectation operator is a particularly smooth element of $\mathcal{L}_2(\mathcal{H}_{\mathcal{X}} \otimes \mathcal{H}_{\mathcal{W}}, \mathcal{H}_{\mathcal{V}})$. Formally, define the covariance operator $T_2 := \mathbb{E}[\phi(V) \otimes \phi(V)]$ for $\mathcal{L}_2(\mathcal{H}_{\mathcal{X}} \otimes \mathcal{H}_{\mathcal{W}}, \mathcal{H}_{\mathcal{V}})$. I assume there exists $G_2 \in \mathcal{L}_2(\mathcal{H}_{\mathcal{X}} \otimes \mathcal{H}_{\mathcal{W}}, \mathcal{H}_{\mathcal{V}})$ such that $E_2 = (T_2)^{\frac{c_2-1}{2}} \circ G_2$, $c_2 \in (1, 2]$, and $\|G_2\|_{\mathcal{L}_2(\mathcal{H}_{\mathcal{X}} \otimes \mathcal{H}_{\mathcal{W}}, \mathcal{H}_{\mathcal{V}})}^2 \leq \zeta_2$.

Proposition 18. The following assumptions are equivalent

1. Assumption 6 with $\mathcal{A}_1 = \mathcal{X} \times \mathcal{W}$ and $\mathcal{B}_1 = \mathcal{D}$ is equivalent to Assumption 10
2. Assumption 6 with $\mathcal{A}_2 = \mathcal{X} \times \mathcal{W}$ and $\mathcal{B}_2 = \mathcal{V}$ is equivalent to Assumption 11

Proof. The result is immediate from [Caponnetto and De Vito, 2007, Remark 2]. The expanded expressions are more convenient for analysis. \square

H.2 Unconditional mean embedding

Theorem 7 (Unconditional mean embedding). Suppose Assumptions 4 and 5 hold. Then with probability $1 - \delta$,

$$\|\hat{\mu} - \mu\|_{\mathcal{H}_{\mathcal{X}} \otimes \mathcal{H}_{\mathcal{W}}} \leq r_{\mu}(n, \delta) := \frac{4\kappa_x \kappa_w \ln(2/\delta)}{\sqrt{n}}.$$

Likewise, with probability $1 - \delta$

$$\|\hat{\nu} - \nu\|_{\mathcal{H}_{\mathcal{X}} \otimes \mathcal{H}_{\mathcal{W}}} \leq r_{\nu}(\tilde{n}, \delta) := \frac{4\kappa_x \kappa_w \ln(2/\delta)}{\sqrt{\tilde{n}}}.$$

Proof. The first result follows from Lemma 4 with $\xi_i = \phi(x_i) \otimes \phi(w_i)$, since

$$\begin{aligned} \left\| \frac{1}{n} \sum_{i=1}^n [\phi(x_i) \otimes \phi(w_i)] - \mathbb{E}[\phi(X) \otimes \phi(W)] \right\|_{\mathcal{H}_X \otimes \mathcal{H}_W} &\leq \frac{2\kappa_x \kappa_w \ln(2/\delta)}{n} + \sqrt{\frac{2\kappa_x^2 \kappa_w^2 \ln(2/\delta)}{n}} \\ &\leq \frac{4\kappa_x \kappa_w \ln(2/\delta)}{\sqrt{n}}. \end{aligned}$$

The argument for ν is identical, using $\xi_i = \phi(\tilde{x}_i) \otimes \phi(\tilde{w}_i)$. \square

H.3 Conditional mean embedding

Theorem 8 (Conditional mean embedding rate). Suppose Assumptions 4 and 5 hold. Set $(\lambda_1, \lambda_2) = (n^{-\frac{1}{c_1+1}}, n^{-\frac{1}{c_2+1}})$.

1. If in addition Assumption 10 holds then with probability $1 - \delta$, $\forall d \in \mathcal{D}$

$$\|\hat{\mu}(d) - \mu(d)\|_{\mathcal{H}_X \otimes \mathcal{H}_W} \leq r_\mu^{ATT}(n, \delta, c_1)$$

where

$$r_\mu^{ATT}(n, \delta, c_1) := \kappa_d \cdot \frac{\sqrt{\zeta_1}(c_1 + 1)}{4^{\frac{1}{c_1+1}}} \left(\frac{4\kappa_d(\kappa_x \kappa_w + \kappa_d \|E_1\|_{\mathcal{L}_2}) \ln(2/\delta)}{\sqrt{n\zeta_1}(c_1 - 1)} \right)^{\frac{c_1-1}{c_1+1}}.$$

2. If in addition Assumption 11 holds then with probability $1 - \delta$, $\forall v \in \mathcal{V}$

$$\|\hat{\mu}(v) - \mu(v)\|_{\mathcal{H}_X \otimes \mathcal{H}_W} \leq r_\mu^{CATE}(n, \delta, c_2)$$

where

$$r_\mu^{CATE}(n, \delta, c_2) := \kappa_v \cdot \frac{\sqrt{\zeta_2}(c_2 + 1)}{4^{\frac{1}{c_2+1}}} \left(\frac{4\kappa_v(\kappa_x \kappa_w + \kappa_v \|E_2\|_{\mathcal{L}_2}) \ln(2/\delta)}{\sqrt{n\zeta_2}(c_2 - 1)} \right)^{\frac{c_2-1}{c_2+1}}.$$

Proof. The proof immediately follows from [Singh et al., 2019, Corollary 1], observing that

$$E_1 : \mathcal{H}_X \otimes \mathcal{H}_W \rightarrow \mathcal{H}_D, \quad \|\phi(x) \otimes \phi(w)\|_{\mathcal{H}_X \otimes \mathcal{H}_W} \leq \kappa_x \kappa_w, \quad \|\phi(d)\|_{\mathcal{H}_D} \leq \kappa_d$$

and

$$E_2 : \mathcal{H}_X \otimes \mathcal{H}_W \rightarrow \mathcal{H}_V, \quad \|\phi(x) \otimes \phi(w)\|_{\mathcal{H}_X \otimes \mathcal{H}_W} \leq \kappa_x \kappa_w, \quad \|\phi(v)\|_{\mathcal{H}_V} \leq \kappa_v.$$

\square

H.4 Main result

In summary, when reusing samples

$$\begin{aligned}
\|\hat{h} - h_0\|_{\mathcal{H}} &= O_p \left(n^{-\frac{1}{2} \frac{c_0-1}{c_0+1} \frac{c-1}{c+3}} \right) \\
\|\hat{\mu} - \mu\|_{\mathcal{H}_{\mathcal{X}} \otimes \mathcal{H}_{\mathcal{W}}} &= O_p \left(n^{-\frac{1}{2}} \right) \\
\|\hat{\nu} - \nu\|_{\mathcal{H}_{\mathcal{X}} \otimes \mathcal{H}_{\mathcal{W}}} &= O_p \left(\tilde{n}^{-\frac{1}{2}} \right) \\
\|\hat{\mu}(d) - \mu(d)\|_{\mathcal{H}_{\mathcal{X}} \otimes \mathcal{H}_{\mathcal{W}}} &= O_p \left(n^{-\frac{1}{2} \frac{c_1-1}{c_1+1}} \right) \\
\|\hat{\mu}(v) - \mu(v)\|_{\mathcal{H}_{\mathcal{X}} \otimes \mathcal{H}_{\mathcal{W}}} &= O_p \left(n^{-\frac{1}{2} \frac{c_2-1}{c_2+1}} \right).
\end{aligned}$$

Proof of Theorem 4. I generalize the argument in [Singh et al., 2020, Theorem 3.3]. I write out the finite sample bounds. Consider the decomposition

$$\begin{aligned}
&\hat{\theta}^{ATE}(d) - \theta_0^{ATE}(d) \\
&= \langle \hat{h}, \phi(d) \otimes \hat{\mu} \rangle_{\mathcal{H}} - \langle h_0, \phi(d) \otimes \mu \rangle_{\mathcal{H}} \\
&= \langle \hat{h}, \phi(d) \otimes [\hat{\mu} - \mu] \rangle_{\mathcal{H}} + \langle [\hat{h} - h_0], \phi(d) \otimes \mu \rangle_{\mathcal{H}} \\
&= \langle [\hat{h} - h_0], \phi(d) \otimes [\hat{\mu} - \mu] \rangle_{\mathcal{H}} + \langle h_0, \phi(d) \otimes [\hat{\mu} - \mu] \rangle_{\mathcal{H}} + \langle [\hat{h} - h_0], \phi(d) \otimes \mu \rangle_{\mathcal{H}}.
\end{aligned}$$

Therefore with probability $1 - 2\delta - \eta$

$$\begin{aligned}
&|\hat{\theta}^{ATE}(d) - \theta_0^{ATE}(d)| \\
&\leq \|\hat{h} - h_0\|_{\mathcal{H}} \|\phi(d)\|_{\mathcal{H}_{\mathcal{D}}} \|\hat{\mu} - \mu\|_{\mathcal{H}_{\mathcal{X}} \otimes \mathcal{H}_{\mathcal{W}}} + \|h_0\|_{\mathcal{H}} \|\phi(d)\|_{\mathcal{H}_{\mathcal{D}}} \|\hat{\mu} - \mu\|_{\mathcal{H}_{\mathcal{X}} \otimes \mathcal{H}_{\mathcal{W}}} \\
&\quad + \|\hat{h} - h_0\|_{\mathcal{H}} \|\phi(d)\|_{\mathcal{H}_{\mathcal{D}}} \|\mu\|_{\mathcal{H}_{\mathcal{X}} \otimes \mathcal{H}_{\mathcal{W}}} \\
&\leq \kappa_d \cdot r_h(n, \delta, c_0; m, \eta, c) \cdot r_{\mu}(n, \delta) + \kappa_d \cdot \|h_0\|_{\mathcal{H}} \cdot r_{\mu}(n, \delta) \\
&\quad + \kappa_d \kappa_x \kappa_w \cdot r_h(n, \delta, c_0; m, \eta, c) \\
&= O \left(n^{-\frac{1}{2} \frac{c_0-1}{c_0+1} \frac{c-1}{c+3}} \right).
\end{aligned}$$

By the same argument as for θ_0^{ATE} , with probability $1 - 2\delta - \eta$

$$\begin{aligned}
&|\hat{\theta}^{DS}(d, \tilde{\mathbb{P}}) - \theta_0^{DS}(d, \tilde{\mathbb{P}})| \\
&\leq \kappa_d \cdot r_h(n, \delta, c_0; m, \eta, c) \cdot r_{\nu}(\tilde{n}, \delta) + \kappa_d \cdot \|h_0\|_{\mathcal{H}} \cdot r_{\nu}(\tilde{n}, \delta) \\
&\quad + \kappa_d \kappa_x \kappa_w \cdot r_h(n, \delta, c_0; m, \eta, c) \\
&= O \left(n^{-\frac{1}{2} \frac{c_0-1}{c_0+1} \frac{c-1}{c+3}} + \tilde{n}^{-\frac{1}{2}} \right).
\end{aligned}$$

Next, I turn to the nonparametric treatment effects with conditional mean embeddings. Consider the decomposition

$$\begin{aligned}
& \hat{\theta}^{ATT}(d, d') - \theta_0^{ATT}(d, d') \\
&= \langle \hat{h}, \phi(d') \otimes \hat{\mu}(d) \rangle_{\mathcal{H}} - \langle h_0, \phi(d') \otimes \mu(d) \rangle_{\mathcal{H}} \\
&= \langle \hat{h}, \phi(d') \otimes [\hat{\mu}(d) - \mu(d)] \rangle_{\mathcal{H}} + \langle [\hat{h} - h_0], \phi(d') \otimes \mu(d) \rangle_{\mathcal{H}} \\
&= \langle [\hat{h} - h_0], \phi(d') \otimes [\hat{\mu}(d) - \mu(d)] \rangle_{\mathcal{H}} + \langle h_0, \phi(d') \otimes [\hat{\mu}(d) - \mu(d)] \rangle_{\mathcal{H}} \\
&\quad + \langle [\hat{h} - h_0], \phi(d') \otimes \mu(d) \rangle_{\mathcal{H}}.
\end{aligned}$$

Therefore with probability $1 - 2\delta - \eta$

$$\begin{aligned}
& |\hat{\theta}^{ATT}(d, d') - \theta_0^{ATT}(d, d')| \\
&\leq \|\hat{h} - h_0\|_{\mathcal{H}} \|\phi(d')\|_{\mathcal{H}_{\mathcal{D}}} \|\hat{\mu}(d) - \mu(d)\|_{\mathcal{H}_{\mathcal{X}} \otimes \mathcal{H}_{\mathcal{W}}} \\
&\quad + \|h_0\|_{\mathcal{H}} \|\phi(d')\|_{\mathcal{H}_{\mathcal{D}}} \|\hat{\mu}(d) - \mu(d)\|_{\mathcal{H}_{\mathcal{X}} \otimes \mathcal{H}_{\mathcal{W}}} \\
&\quad + \|\hat{h} - h_0\|_{\mathcal{H}} \|\phi(d')\|_{\mathcal{H}_{\mathcal{D}}} \|\mu(d)\|_{\mathcal{H}_{\mathcal{X}} \otimes \mathcal{H}_{\mathcal{W}}} \\
&\leq \kappa_d \cdot r_h(n, \delta, c_0; m, \eta, c) \cdot r_{\mu}^{ATT}(n, \delta, c_1) + \kappa_d \cdot \|h_0\|_{\mathcal{H}} \cdot r_{\mu}^{ATT}(n, \delta, c_1) \\
&\quad + \kappa_d \kappa_x \kappa_w \cdot r_h(n, \delta, c_0; m, \eta, c) \\
&= O\left(n^{-\frac{1}{2} \frac{c_0-1}{c_0+1} \frac{c-1}{c+3}} + n^{-\frac{1}{2} \frac{c_1-1}{c_1+1}}\right).
\end{aligned}$$

Similarly, consider the decomposition

$$\begin{aligned}
& \hat{\theta}^{CATE}(d, v) - \theta_0^{CATE}(d, v) \\
&= \langle \hat{h}, \phi(d) \otimes \phi(v) \otimes \hat{\mu}(v) \rangle_{\mathcal{H}} - \langle h_0, \phi(d) \otimes \phi(v) \otimes \mu(v) \rangle_{\mathcal{H}} \\
&= \langle \hat{h}, \phi(d) \otimes \phi(v) \otimes [\hat{\mu}(v) - \mu(v)] \rangle_{\mathcal{H}} + \langle [\hat{h} - h_0], \phi(d) \otimes \phi(v) \otimes \mu(v) \rangle_{\mathcal{H}} \\
&= \langle [\hat{h} - h_0], \phi(d) \otimes \phi(v) \otimes [\hat{\mu}(v) - \mu(v)] \rangle_{\mathcal{H}} \\
&\quad + \langle h_0, \phi(d) \otimes \phi(v) \otimes [\hat{\mu}(v) - \mu(v)] \rangle_{\mathcal{H}} \\
&\quad + \langle [\hat{h} - h_0], \phi(d) \otimes \phi(v) \otimes \mu(v) \rangle_{\mathcal{H}}.
\end{aligned}$$

Therefore with probability $1 - 2\delta - \eta$

$$\begin{aligned}
& |\hat{\theta}^{ATE}(d, v) - \theta_0^{ATE}(d, v)| \\
& \leq \|\hat{h} - h_0\|_{\mathcal{H}} \|\phi(d)\|_{\mathcal{H}_{\mathcal{D}}} \|\phi(v)\|_{\mathcal{H}_{\mathcal{V}}} \|\hat{\mu}(v) - \mu(v)\|_{\mathcal{H}_{\mathcal{X}} \otimes \mathcal{H}_{\mathcal{W}}} \\
& \quad + \|h_0\|_{\mathcal{H}} \|\phi(d)\|_{\mathcal{H}_{\mathcal{D}}} \|\phi(v)\|_{\mathcal{H}_{\mathcal{V}}} \|\hat{\mu}(v) - \mu(v)\|_{\mathcal{H}_{\mathcal{X}} \otimes \mathcal{H}_{\mathcal{W}}} \\
& \quad + \|\hat{h} - h_0\|_{\mathcal{H}} \|\phi(d)\|_{\mathcal{H}_{\mathcal{D}}} \|\phi(v)\|_{\mathcal{H}_{\mathcal{V}}} \|\mu(v)\|_{\mathcal{H}_{\mathcal{X}} \otimes \mathcal{H}_{\mathcal{W}}} \\
& \leq \kappa_d \kappa_v \cdot r_h(n, \delta, c_0; m, \eta, c) \cdot r_{\mu}^{ATE}(n, \delta, c_2) + \kappa_d \kappa_v \cdot \|h_0\|_{\mathcal{H}} \cdot r_{\mu}^{ATE}(n, \delta, c_2) \\
& \quad + \kappa_d \kappa_v \kappa_x \kappa_w \cdot r_h(n, \delta, c_0; m, \eta, c) \\
& = O\left(n^{-\frac{1}{2} \frac{c_0-1}{c_0+1} \frac{c-1}{c+3}} + n^{-\frac{1}{2} \frac{c_2-1}{c_2+1}}\right).
\end{aligned}$$

□

I Simulation details

I.1 General simulation design

A single observation is generated as follows. Recall that $(Y, D) \in \mathbb{R}$, $X \in \mathbb{R}^{dim(X)}$, $Z \in \mathbb{R}^{dim(Z)}$, and $W \in \mathbb{R}^{dim(W)}$.

1. Draw unobserved noise as

$$\{\epsilon_i\}_{i \in [3]} \stackrel{i.i.d}{\sim} \mathcal{N}(0, 1), \quad \nu_z \sim \mathcal{U}[-1, 1]^{dim(Z)}, \quad \nu_w \sim \mathcal{U}[-1, 1]^{dim(W)}.$$

2. Set unobserved confounders as $u_z = \epsilon_1 + \epsilon_3$ and $u_w = \epsilon_2 + \epsilon_3$.
3. Set the negative controls as

$$Z = \nu_z + 0.25 \cdot u_z \cdot 1_{dim(Z)}, \quad W = \nu_w + 0.25 \cdot u_w \cdot 1_{dim(W)},$$

where $1_p \in \mathbb{R}^p$ is the vector of ones of length p .

4. Draw covariates $X \sim \mathcal{N}(0, \Sigma)$ where the covariance matrix $\Sigma \in \mathbb{R}^{dim(X) \times dim(X)}$ is such that $\Sigma_{ii} = 1$ and $\Sigma_{ij} = \frac{1}{2} \cdot 1\{|i - j| = 1\}$ for $i \neq j$.
5. Then set treatment as

$$D = \Lambda(3X^{\top} \beta_x + 3Z^{\top} \beta_z) + 0.25 \cdot u_w.$$

$\beta_x \in \mathbb{R}^{\dim(X)}$ and $\beta_z \in \mathbb{R}^{\dim(Z)}$ are quadratically decaying coefficients, e.g. $[\beta_x]_j = j^{-2}$.

Λ is the truncated logistic link function $\Lambda(t) = (0.9 - 0.1) \frac{\exp(t)}{1 + \exp(t)} + 0.1$.

6. Finally set the outcome as

$$Y = \theta_0^{ATE}(D) + 1.2(X^\top \beta_x + W^\top \beta_w) + DX_1 + 0.25 \cdot u_z,$$

where $\beta_w \in \mathbb{R}^{\dim(W)}$ is a quadratically decaying coefficient, i.e. $[\beta_w]_j = j^{-2}$.

For the quadratic design, $\theta_0^{ATE}(d) = d^2 + 1.2d$ as in [Colangelo and Lee, 2020]. For the sigmoid design, $\theta_0^{ATE}(d) = \ln(|16d - 8| + 1) \cdot \text{sign}(d - 0.5) + 1.2d$ similar to [Singh et al., 2019]. Finally, for the peaked design, $\theta_0^{ATE}(d) = 2\{d^4/600 + \exp(-4d^2) + d/10 - 2\} + 1.2d$ similar to [Singh et al., 2019].

I implement the estimator $\hat{\theta}^{ATE}(d)$ (N.C.) described in Section 4, with the tuning procedure described in Appendix F. Specifically, I use ridge penalties determined by leave-one-out cross validation, and product Gaussian kernel with lengthscales set by the median heuristic. I implement the continuous treatment effect estimator of [Singh et al., 2020] (T.E.) using the same principles. The latter tuning procedure is simpler; whereas the new estimator involves reweighting a confounding bridge (with two ridge penalty hyperparameters), the previous estimator involves reweighting a regression (with one ridge penalty hyperparameter).

I.2 Robustness to tuning

As explained in Appendix F, the tuning procedure for the ridge penalties involves leave-one-out cross validation. I now confirm that the proposed estimator’s performance is robust to improper tuning. Figures 7(a) and 7(b) summarize results.

I conduct two robustness studies, each corresponding to a ridge penalty hyperparameter. In the first robustness study (Figure 7(a)), I force λ to take a particular value in a grid, then tune ξ by leave-one-out cross validation: $\xi = \xi^*(\lambda)$. In the second robustness study (Figure 7(b)), I tune $\lambda = \lambda^*$ by leave-one-out cross validation, then force ξ to take a particular value in a grid. Across all levels of improper tuning of N.C., it continues to outperform the properly tuned T.E. estimator.

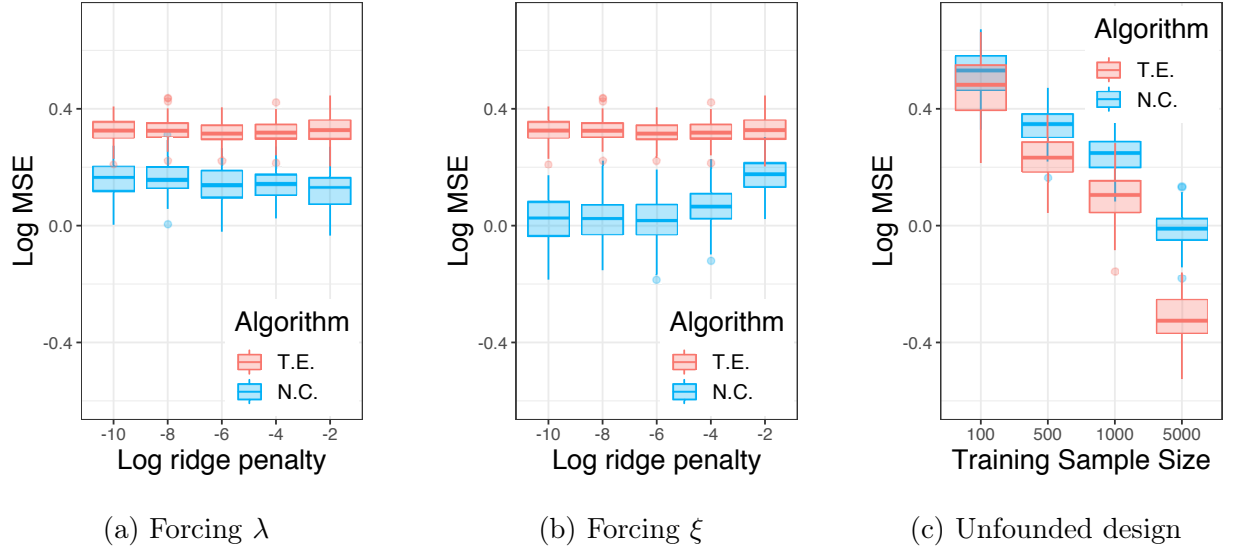


Figure 7: Robustness studies

I.3 No unobserved confounding

Next, I study a setting where there is no unobserved confounding. I modify the data generating process as follows.

1. Draw unobserved noise as

$$\{\epsilon_i\}_{i \in [4]} \stackrel{i.i.d}{\sim} \mathcal{N}(0, 1), \quad \nu_z \sim \mathcal{U}[-1, 1]^{dim(Z)}, \quad \nu_w \sim \mathcal{U}[-1, 1]^{dim(W)}.$$

2. Set unobserved confounders as $u_z = \epsilon_1 + \epsilon_2$ and $u_w = \epsilon_3 + \epsilon_4$.
3. Set the negative controls as

$$Z = \nu_z + 0.25 \cdot u_z \cdot 1_{dim(Z)}, \quad W = \nu_w + 0.25 \cdot u_w \cdot 1_{dim(W)}.$$

4. Draw covariates $X \sim \mathcal{N}(0, \Sigma)$.
5. Then set treatment as

$$D = \Lambda(3X^\top \beta_x) + 0.25 \cdot u_w.$$

6. Finally set the outcome as

$$Y = \theta_0^{ATE}(D) + 1.2(X^\top \beta_x) + DX_1 + 0.25 \cdot u_z.$$

Figure 7(c) visualizes results. As expected, the previously existing method, which assumes no unobserved confounding, outperforms the proposed method. The proposed method solves an ill posed inverse problem. One pays a cost in terms of statistical efficiency when the ill posed inverse problem is unnecessary. From a practical perspective, an analyst should only use negative controls when the analyst firmly believes that unobserved confounding is present and that the negatives controls satisfy Assumptions 1 and 2.

I.4 Discrete treatment

So far, I have focused on the case with continuous treatment. I now study empirical performance when treatment is discrete. I modify the data generating process as follows.

1. Draw unobserved noise as

$$\{\epsilon_i\}_{i \in [3]} \stackrel{i.i.d}{\sim} \mathcal{N}(0, 1), \quad \nu_z \sim \mathcal{U}[-1, 1]^{dim(Z)}, \quad \nu_w \sim \mathcal{U}[-1, 1]^{dim(W)}.$$

2. Set unobserved confounders as $u_z = \epsilon_1 + \epsilon_3$ and $u_w = \epsilon_2 + \epsilon_3$.

3. Set the negative controls as

$$Z = \nu_z + 0.5 \cdot u_z \cdot 1_{dim(Z)}, \quad W = \nu_w + 0.5 \cdot u_w \cdot 1_{dim(W)}.$$

4. Draw covariates $X \sim \mathcal{N}(0, \Sigma)$.

5. Then set treatment as

$$D \sim \text{Bernoulli}(\Lambda(X^\top \beta_x + Z^\top \beta_z + u_w)).$$

6. Finally set the outcome as

$$Y = 2.2 + 1.2(X^\top \beta_x + W^\top \beta_w) + DX_1 + 0.5 \cdot u_z.$$

By construction, $\theta_0^{ATE}(1) - \theta_0^{ATE}(0) = 2.2 - 0 = 2.2$. Table 1 summarizes results. The proposed method (N.C.) outperforms the previous approach (T.E.) that ignores unobserved confounding, when the sample size is sufficiently large. Importantly, the sample size n must be at least 1000 for the estimator to detect and correct for the unobserved confounding. Substantial bias remains, suggesting that the debiased semiparametric estimators subsequently proposed by [Kallus et al., 2021, Ghassami et al., 2021] may be more appropriate when treatment is discrete.

Sample size	Mean	S.D.	M.S.E.	Sample size	Mean	S.D.	M.S.E.
100	2.61	0.23	0.05	100	3.07	0.27	0.07
500	2.59	0.11	0.01	500	2.62	0.11	0.01
1000	2.55	0.06	0.00	1000	2.42	0.09	0.01
5000	2.42	0.03	0.00	5000	1.99	0.05	0.00

(a) Treatment effect (T.E.) (b) Negative control (N.C.)

Table 1: Discrete design

J Application details

J.1 Dose response of cigarette smoking

As described in the main text, I estimate the dose response curves for the subpopulations of white, black, and Hispanic mothers who smoke. Formally, I estimate $\theta_0^{CATE}(d, v)$ where $D \in \mathbb{R}$ is the number of cigarettes smoked per day, and $V \in \mathbb{R}^2$ concatenates mother’s race V_1 and mother’s smoking status V_2 . Observe that race is, for our purposes, a discrete variable with three values while smoking status is a binary variable. Consider the subpopulation of white mothers who smoke, i.e. $v = (\text{white}, 1)$. I implement the product of indicator kernels

$$k_V(v, v') = k_{V_1}(v_1, v'_1)k_{V_2}(v_2, v'_2) = \mathbb{1}\{v_1 = v'_1\}\mathbb{1}\{v_2 = v'_2\}.$$

Therefore the estimator of the confounding bridge $h_0(d, v, x, w)$ at the value $v = (\text{white}, 1)$ simply zeroes out observations with $V \neq (\text{white}, 1)$. Since the covariate of interest is discrete rather than continuous, a natural choice of the estimator $\hat{\mu}(v)$ that encodes $\mathbb{P}(x, w|v)$ simply takes the average for the corresponding subpopulation, e.g.

$$\hat{\mu}(\text{white}, 1) = \frac{1}{|\{i : V_i = (\text{white}, 1)\}|} \sum_{i: V_i = (\text{white}, 1)} \phi(x_i) \otimes \phi(w_i).$$

Observe that this estimator also zeroes out observations with $V \neq (\text{white}, 1)$.

In summary, when V is discrete, the described estimator of $\theta_0^{CATE}(d, v)$ is equivalent to the following procedure: (i) subset to the observations such that $V = v$, then (ii) implement $\hat{\theta}^{ATE}(d)$. I implement the estimator $\hat{\theta}^{ATE}(d)$ (N.C.) described in Section 4, with the tuning

procedure described in Appendix F, on the appropriate subset of observations. I implement the continuous treatment effect estimator of [Singh et al., 2020] (T.E.) using the same principles.

To speed up computation, I incorporate the `kernlab` package in R. Due to the large sample size for nonhispanic white women ($n = 73,834$), I split the observations according to the year (1989, 1990, 1991) then take the average.

J.2 Variable classification

Table 2 summarizes the variable classification. The reason why this choice of negative controls (Z, W) is appropriate when U is income, but inappropriate when U is stress, is the relevance condition detailed in Proposition 1. Based on clinical expertise and previously published results such as [Hobel et al., 2008], we posit that parental education and family size are relevant for income in the sense that variation in income U can be recovered from variation in parental education Z and family size W . The same cannot be said for stress; it is less justified by the existing literature that variation in stress U can be recovered from variation in parental education Z and family size W . Figure 8 visualizes a representative DAG.

Table 2: Variable classification

Symbol	Definition	Empirical application
Y	outcome	infant birth weight (grams)
D	treatment	# cigarettes smoked per day during pregnancy
U	unobserved	income
	confounding	stress
Z	n.c. treatment	mother's educational attainment (years) father's educational attainment (years)
W	n.c. outcome	infant birth order infant sex Rh sensitization
X	covariates	mother's demographics: age, marriage status, foreign born father's demographics: age, race alcohol consumption during pregnancy # prenatal visits during pregnancy trimester of first prenatal care visit hypertension: chronic, gestational other medical: diabetes, herpes, eclampsia, weight gain county year
V	covariate of interest	mother's race mother's smoking status

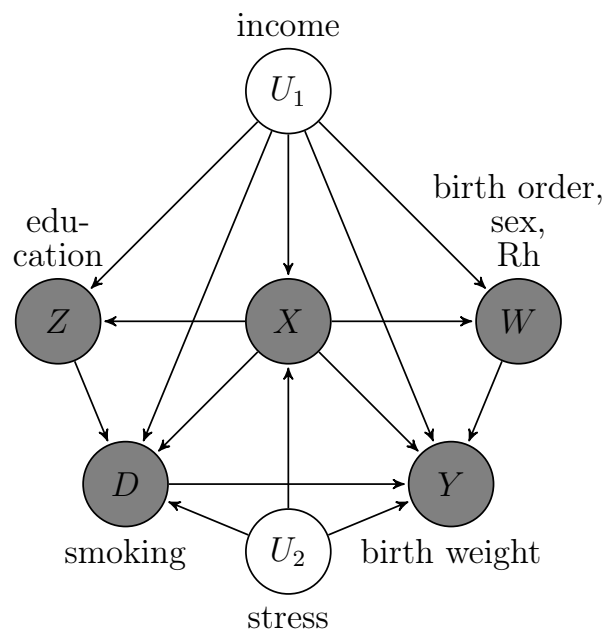


Figure 8: Smoking DAG with stress