

Incremental Verification of Fixed-Point Implementations of Neural Networks

LUIZ SENA, Federal University of Amazonas

ERICKSON ALVES, Sidia Institute of Science and Technology

IURY BESSA, Federal University of Amazonas

EDDIE FILHO, TPV

LUCAS CORDEIRO, University of Manchester

Implementations of artificial neural networks (ANNs) might lead to failures, which are hardly predicted in the design phase since ANNs are highly parallel and their parameters are barely interpretable. Here, we develop and evaluate a novel symbolic verification framework using incremental bounded model checking (BMC), satisfiability modulo theories (SMT), and invariant inference, to obtain adversarial cases and validate coverage methods in a multi-layer perceptron (MLP). We exploit incremental BMC based on interval analysis to compute boundaries from a neuron's input. Then, the latter are propagated to effectively find a neuron's output since it is the input of the next one. This paper describes the first bit-precise symbolic verification framework to reason over actual implementations of ANNs in CUDA, based on invariant inference, therefore providing further guarantees about finite-precision arithmetic and its rounding errors, which are routinely ignored in the existing literature. We have implemented the proposed approach on top of the efficient SMT-based bounded model checker (ESBMC), and its experimental results show that it can successfully verify safety properties, in actual implementations of ANNs, and generate real adversarial cases in MLPs. Our approach was able to verify and produce adversarial examples for 85.8% of 21 test cases considering different input images, and 100% of the properties related to covering methods. Although our verification time is higher than existing approaches, our methodology can consider fixed-point implementation aspects that are disregarded by the state-of-the-art verification methodologies.

CCS Concepts: • **Computing methodologies** → **Neural networks**; • **Software and its engineering** → **Model checking**.

ACM Reference Format:

Luiz Sena, Erickson Alves, Iury Bessa, Eddie Filho, and Lucas Cordeiro. 2020. Incremental Verification of Fixed-Point Implementations of Neural Networks. 1, 1 (December 2020), 25 pages. <https://doi.org/10.1145/nnnnnnnn.nnnnnnnn>

1 INTRODUCTION

Artificial neural networks (ANNs) are soft computing models usually employed for regression, machine learning, and pattern recognition problems [9]. ANNs reflect the behavior of biological neural networks, making them a suitable paradigm for learning tasks and have been recently used to perform various safety-critical tasks. For instance, Amato *et al.* used ANNs to predict medical diagnosis [4], while Bojarski *et al.* [10] employed them to perform steering commands in self-driving

Authors' addresses: Luiz Sena, Federal University of Amazonas, coelho.lui.sena@gmail.com; Erickson Alves, Sidia Institute of Science and Technology, erickson.higor@gmail.com; Iury Bessa, Federal University of Amazonas, iurybessa@ufam.edu.br; Eddie Filho, TPV, eddie.filho@tpv-tech.com; Lucas Cordeiro, University of Manchester, lucas.cordeiro@manchester.ac.uk.

Permission to make digital or hard copies of all or part of this work for personal or classroom use is granted without fee provided that copies are not made or distributed for profit or commercial advantage and that copies bear this notice and the full citation on the first page. Copyrights for components of this work owned by others than ACM must be honored. Abstracting with credit is permitted. To copy otherwise, or republish, to post on servers or to redistribute to lists, requires prior specific permission and/or a fee. Request permissions from permissions@acm.org.

© 2020 Association for Computing Machinery.

XXXX-XXXX/2020/12-ART \$15.00

<https://doi.org/10.1145/nnnnnnnn.nnnnnnnn>

cars. Unfortunately, in such a context, incorrect classifications can cause serious problems. Indeed, adversarial disturbances can make ANNs misclassify objects, thus causing severe damage to users of safety-critical systems. For instance, Eykholt *et al.* [15] showed that noise and disturbances, such as graffiti on traffic signals, could result in target misclassification, during operation of computer vision systems. Moreover, given that ANNs are notorious for being difficult to interpret and debug, the whole scenario becomes even more problematic [37], which then claims for techniques able to assess their structures and verify results and behaviors.

Prior work, available in the literature, focused on verifying robustness for manually-written *models* of neural networks [26, 30, 46, 53]. The typical approach consists in modeling an ANN and its corresponding verification properties, in SMT-LIB [6], using integer and real arithmetic theories, and then employ off-the-shelf SMT solvers to find property violations. Recently, Murthy *et al.* [40] have used SMT to quantify neural-network robustness regarding parameter perturbation. Unfortunately, such verification schemes can not precisely capture issues that appear in *implementations* of ANNs, for two main reasons: (i) one can not model bit-level operations using the theory of integer and real arithmetic [14], and (ii) libraries, such as TensorFlow [21], often take advantage of available graphics processing units (GPUs) to explore the inherent parallelism of ANNs; the translation to GPUs can be problematic [42, 45]. Finally, it has been pointed out by Odena *et al.* [42] that there exist errors in the Tensorflow graph representation of neural networks, such as numerical errors and disagreements between ANN implementations and their quantized versions.

We propose a verification technique that exploits ANN implementations, through operational models, to infer invariants, which is based on incremental bounded model checking (BMC). BMC is a popular verification technique that translates a program into a formula and then uses Boolean Satisfiability (SAT) or Satisfiability Modulo Theories (SMT) solvers to check bugs. Moreover, that happens up to some bound k on the depth of a program (e.g., depth of data structures, loop iterations, call chains, etc.), whose choice is critical for the efficiency of a BMC tool [22]. In particular, the incremental BMC refers to the repeated execution of BMC for increasing values of k , until all loops are unrolled, or maximum depth is reached. Here, our main contribution is an ANN-custom verification method for inferring invariants based on intervals, which are introduced into an ANN implementation as assumptions based on incremental BMC. For instance, Sigmoid is an activation function commonly used in MLP [9], which contains one or more hidden layers (apart from one input and one output layer), whose output ranges from 0 to 1. Consequently, this information is added to a verification model, as an assumption to help prune the state-space exploration. One may notice that activation functions used for ANNs are nonlinear elements with mathematical operations that are computationally expensive for SAT/SMT solvers. Nonetheless, depending on the weights and the range of input values, these operations can be avoided since the behavior of such nonlinear functions may be constant for some intervals. Therefore, the invariant inference can help reduce verification times by simplifying ANNs' output computation for some input intervals, on an incremental BMC framework.

Thus, we exploit incremental BMC based on invariant inference to verify actual implementations of ANNs in CUDA [1]. Each inferred invariant is converted into an assumption and propagated through the control flow to each program point; we use these assumptions to encode and check path guards, thereby avoiding the exploration of unfeasible paths. In the proposed symbolic verification framework, boundaries are computed from a neuron's input and propagated to find its effective output, given that the input of a neuron is the output of the previous one. In addition to checking a range of language-specific safety properties, such as the absence of arithmetic under- and overflow, out-of-bounds array indexing, and null-pointer dereferencing, we also consider properties that are inherent to the design of ANNs, such as covering-method validation based on modified condition/decision coverage (MC/DC) [24], which measures how adversarial two

images are. We also obtain adversarial cases from ANNs that could lead to system malfunctioning. Moreover, if real implementations are tackled, one additional problem arises: the word length used to store data and operate over them. Data representation in computers is inherent finite, even with floating-point [12]. It may become a considerable concern when fixed-point arithmetic comes into play, which is usually known as the finite word-length (FWL) problem. The proposed framework takes it into account and can check an ANN implemented with a particular FWL format, which means those safe entities could be promptly deployed on real target systems.

Our approach is implemented on top of the efficient SMT-based bounded model checker (ES-BMC) [17, 18], which is extended with operational models [39, 43] that handle the CUDA deep learning primitives cuDNN [13] and cuBLAS [41], being that a simple and elegant verification approach. Instead of providing a complex scheme or model capable of capturing properties of neural networks, we instrument basic calls and verify a program's correctness regarding their use, as implemented on a real platform. A pattern recognition benchmark [45] is employed to evaluate the performance and correctness of the proposed approach. We have performed conformance testing [32] over our CUDA (operational) models to determine whether they comply with the requirements of the ANNs, which was performed through exhaustive execution with deterministic inputs. This way, traceable behavior was sought to reproduce the same results.

Our experimental results show that ESBMC correctly validates all covering methods. Verification times were no longer than a minute, when checking how adversarial two images are, concerning the ANN neurons. Additionally, the proposed framework was able to produce 19 adversarial cases, which was confirmed by validation scripts in MATLAB. This step is required to concretize and prove that real adversarial case exists. However, the associated verification times were higher than other existing approaches (*e.g.*, Deep Learning Verification [26]), due to the bit-accurate precision of the employed verification process. In summary, this paper describes the following additional original contributions:

- development of an operational model (OM) to handle CUDA primitives (cf. Section 3.2);
- development of a methodology that tackles challenges specific to ANNs, such as coverage, which uses mutants for activating new neurons, adversarial cases, and finite-precision arithmetic and its rounding errors (cf. Sections 4.1 and 4.2);
- speed-up of one order of magnitude, over a conventional incremental BMC engine and when checking covering methods, due to the use of invariants (cf. Section 5.3);
- provision of research artifacts, including benchmarks, tools, and experimental results, which are all available for download.

Experimental results show that the proposed approach can efficiently validate coverage methods in a few minutes. Moreover, implementations of ANNs, for a set of intricate benchmarks obtained from the available literature, can be adequately verified: the median run-time for our benchmark set, considering the incremental BMC approach and using invariant inference, is around 46h. Despite the high verification time, our proposed approach was able to find violations in ANN CUDA implementations, considering the fixed-point arithmetic and FWL, in 85.8 % of 21 test cases for a vocalic images recognition benchmark.

The remaining of this paper is organized as follows. Section 2 provides preliminaries about artificial neural networks, including implementation aspects, activation functions, and notions of bounded model checking of software with particular focus on ANN implementations. Section 3 tackles our incremental verification method using invariant inference by focusing on the base case and forward condition steps; we also provide details of our invariant inference based on interval analysis and operational models for ANNs in CUDA. Section 4 describes the validation of covering methods and our verification algorithm to obtain adversarial cases in ANN implementations.

Section 5 presents our experimental results for covering methods and adversarial examples. Section 6 analyses the related work. Finally, Section 7 concludes and outlines future work.

2 PRELIMINARIES

2.1 Artificial Neural Networks (ANNs)

ANNs are efficient models for statistical pattern recognition, making them a suitable paradigm for learning tasks [9]. Learning, in ANNs, is based on modifying the *synaptic* weights of their interconnected units, which will fit their values according to a given set of labeled examples or tasks, during a training phase. A training algorithm uses each input example to converge these weights to specific results. Mainly, ANNs are broadly employed to solve classification problems, and one crucial property regarding that is their generalization ability for adversarial situations [23], *i.e.*, when input patterns are disturbed, for instance, by noise, occlusion, or even sensor defects. Nonetheless, such an ability may not be enough to avoid misclassification, depending on the quality of input features, which may lead to severe problems. For instance, an ANN used in vehicles' driver assistant systems, which was developed for recognizing traffic signs [28], may indicate a wrong sign due to adversarial visibility conditions and then cause accidents.

There exist various algorithms to train ANNs: *backpropagation* is a commonly used example [23]. ANN architectures vary in type of layers, activation functions, number of layers, and neurons. One example is MLP [25], which is a classic and commonly used ANN that consists of at least three layers: input, hidden, which employs a non-linear activation function, and output layers. Fig. 1 illustrates an example of ANN with L layers and N_l neurons for each l -th layer, with $l = 1, \dots, L$. The ANN has $M = N_1 = 4$ inputs, and $O = N_5 = 3$ output. In this ANN, each neuron of the l -th layer, denoted by $n_{k,l}$, with $k = 1, \dots, N_l$, is connected to all neurons $n_{j,l-1}$ of the previous one, with $j = 1, \dots, N_{l-1}$. Each neuron is structured as shown in Fig. 2.

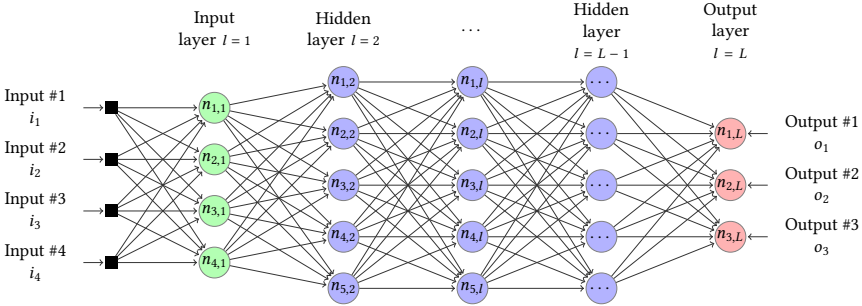


Fig. 1. Example of an ANN.

The activation potential $u_{k,l}$ of an input $i = \{i_1, i_2, \dots, i_M\}$, for neuron $n_{k,l}$, is computed with

$$u_{k,l}(i) = \sum_{j=1}^M w_{j,k}^l i_j + b_{k,l}, \quad (1)$$

where $w_{j,k}^l$ is the synaptic weight between neurons $n_{j,l-1}$ and $n_{k,l}$, and $b_{k,l}$ is the bias of $n_{k,l}$. The neuron output $y_{k,l}$ is computed by means of the activation function $\mathcal{N}(\cdot)$ evaluated for the activation potential $u_{k,l}$. ReLU [36], Sigmoid, and Gaussian [9] are activation functions commonly used in MLP. Our experimental results are obtained from MLPs implemented with the activation functions

Sigmoid and ReLU. Therefore, the output of $n_{k,l}$ is computed as

$$y_{k,l} = \mathcal{N}(u_{k,l}) = \frac{1}{1 + e^{-u_{k,l}}}. \quad (2)$$

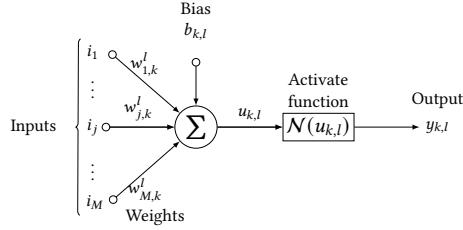


Fig. 2. Detailed view of a single neuron $n_{k,l}$.

2.2 Bounded Model Checking of Software

BMC has been successfully applied to find errors in software systems, including commercial modules [14]. The idea of BMC is to unwind a program and its correctness properties k times, while generating a logical formula, in a decidable fragment of first-order logic, that is satisfiable *iff* a counterexample of size k (or lower) exists [8]. Consequently, this technique is incomplete, as there might still be a counterexample that requires more than k unwinds to be detected.

As an example, Fig. 3 shows a code fragment that normalizes an image by changing the range of pixel intensity values. Figure 3(a) shows the original code, while Fig. 3(b) shows the corresponding C program in static single assignment (SSA) form, where every variable has only one definition. This is achieved by introducing a fresh variable from an original name (e.g., with a subscript), such that every assignment has a unique left-hand side, as shown in Fig. 3(b). One may notice that BMC unwinds this program up to a bound *SIZE* and translates the corresponding SSA into a verification condition ψ , which is satisfiable *iff* the assertion in line 18 of Figure 3(a), i.e., $img[index] \geq 0.0f \ \&\& \ img[index] \leq 1.0f$, fails. One may notice that standard IEEE 754-2008 [27] defines arithmetic operations, conversion and comparison methods, and also total ordering of floating-point numbers [20]. Our underlying verification engine follows that standard for reasoning over ANN implementations that contain floating-point numbers [19].

It is also worth mentioning that BMC can non-deterministically choose assignment values for variables while limiting their range with program instructions to make them similar to real user-scenarios. These aspects help prune state-space exploration, which makes BMC less susceptible to the state space explosion problem [14]. Both aspects are respectively illustrated in lines 11 and 12 of Figure 3(a). Also, SSA representation can be translated into an SMT-LIB problem using either bit-vectors or the abstract numerical domains (e.g., \mathbb{Z} , \mathbb{R}), while an SMT solver is used to reason about satisfiability, i.e., check whether a violation is found.

2.2.1 Incremental BMC. Incremental BMC uses an iterative technique and verifies imperative programs for each unwind bound, indefinitely, or until it exhausts time or memory limits. Incremental BMC aims to either find a counterexample up to k loop unwindings or unwind all loops fully. This algorithm relies on a symbolic execution engine to increasingly unwind a loop after each iteration. Such an approach is divided into two steps: a search for property violations and a procedure that checks whether all loops were fully unwound. When searching for violations, the incremental-BMC technique replaces all unwinding assertions (i.e., assertions to check if a loop was completely unrolled) by unwinding assumptions. Typically, this would lead to unsound behavior;

```

1 #include <assert.h>
2 #define SIZE 5
3 typedef unsigned short int ushort;
4 void normalizef(float *image, ushort
   size) {
5     ushort i;
6     for (i = 0; i < size; i++) {
7         image[i] = (image[i]) * (1.0f/255.0f
           );
8     }
9 }
10 int main(void){
11     ushort x1 = nondet_ushort();
12     assume((x1 >=0) && (x1 <= 255));
13     ...
14     float img[SIZE] = {x1,x2,x3,x4,x5};
15     normalizef(img, SIZE);
16     uint index = nondet_ushort();
17     assume(index>=0 && index <SIZE);
18     assert(img[index]>=0.0f && img[index
       ]<=1.0f);
19     return 0;
20 }

```

(a)

```

1 x1#1 == return_value_nondet_ushort#1
2 assume x1#1 >= 0 && x1#1 < 255
3 ...
4 x5#1 == return_value_nondet_ushort#5
5 assume x5#1 >= 0 && x5#1 < 255
6 index#1 == return_value_nondet_ushort
   #6
7 assume index#1 >= 0 && index#1 < 5
8 assert img#1[index#1] >= 0.0f && img
   #1[index#1] <= 1.0f

```

(b)

Fig. 3. (a) A simple C program to normalize an image. (b) A simplified version of the corresponding unwound C program of (a) converted into SSA form, where “...” means missing statements omitted for simplicity.

however, the first step can only find property violations, thus reporting that an unwinding assertion failure is not a real bug. The next step checks if all loops in a program were fully unrolled, which is done by ensuring that all the unwinding assertions are unsatisfied. No assertion is checked in the second step because they were already checked in the first one, for the current k loop unwinding.

The incremental BMC algorithm also offers the option to change the increment granularity; the default value is 1. One may notice that changing the increment value can lead to slower verification times and might not present the shortest possible counterexample for a property violation. Incremental BMC is particularly essential to avoid guessing exceedingly large bounds, which might result in prohibitively significant decision problems, thereby making a verifier to run out of resources, before it can provide a result [22].

2.2.2 Verify Actual Implementation of ANNs with Incremental BMC. ANNs are typically implemented through matrix operations, such as sum, subtraction, and multiplication, which are particularly expensive for bit-accurate verifiers that check safety for actual implementations of ANNs.

CUDA is one of the mainstream programming languages to implement an ANN. For example, TensorFlow [21] allows software developers to write ANNs in Python, but it converts them into CUDA-compatible GPU code using the *cuBLAS* [41] and *cuDNN* [13] libraries. This way, a verification methodology based on actual implementations should directly consider such libraries as basic building blocks to be instrumented, without carrying about the exact model for a neural network.

Here, we rely on ESBMC [14], which is an award-winning model checker [17, 18] targeted at verifying real-world C programs. In order to support CUDA operations, an OM, *i.e.*, an abstract representation of the standard CUDA libraries, which conservatively approximates their semantics, is employed to verify CUDA-based programs. This way, verification of ANNs and their real implementations are considered in a unified framework.

In particular, ESBMC considers the verification of ANN implementations that are subject to FWL effects, which are further amplified in fixed-point processors [2, 11]. Arithmetic operations with fixed-point variable are different from the ones with real numbers, since there are some non-linear

phenomenons, *e.g.*, overflows and round-offs. Let $\langle I, F \rangle$ denote a fixed-point format and $\mathcal{F}_{\langle I, F \rangle}(x)$ denote a real number x represented in the fixed-point domain, with I bits representing the integer part and F bits the decimal one. The smallest absolute number c_m that can be represented in such a domain is $c_m = 2^{-F}$, and any mathematical operations performed at $\mathcal{F}_{\langle I, F \rangle}(x)$ will introduce errors. Here, we treat fixed-point operators for sums, multiplications, subtractions, and divisions, within our BMC framework, as `fxp_add`, `fxp_mult`, `fxp_sub`, and `fxp_div`, respectively.

Lastly, ESBMC also explicitly explores the possible interleavings of C programs (up to the given context bound), while treating each interleaving itself symbolically. It employs monotonic partial order reduction [29] and k -induction [16], with the goal of efficiently pruning the state-space exploration, and verifies properties such as user-specified assertions, deadlocks, memory leaks, invalid pointer dereference, array out-of-bounds, and division by zero, in C programs.

3 INCREMENTAL VERIFICATION OF NEURAL NETWORKS IN CUDA USING INVARIANT INFERENCE

3.1 Motivating Example

To provide some insight regarding the need for verifying ANN implementations, a simple example is presented. Fig. 4 illustrates a simple fully-connected ANN. This example has 2 inputs, 1 output, and no biases. From Fig. 4, the ANN's output is directly computed with

$$f = A + B = \text{ReLU}(2x - 3y) + \text{ReLU}(x + 4y). \quad (3)$$

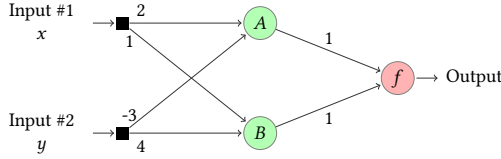


Fig. 4. Simple fully-connected neural network.

In our approach, we need three particular inputs: (1) ANN written in the `nnet` file format [34]; (2) input intervals to guide the exploration; and (3) safety properties for which we want to validate a given ANN. Let us assume we want to verify if the ANN in Fig. 4 is safe concerning property ϕ , assuming $x, y \in [0.749, 0.498]$:

$$\phi \leftrightarrow f \geq 2.7. \quad (4)$$

First, we will parse the given ANN in the `nnet` file format to our internal network model. For the sake of readability, we have omitted this translation, since it is fairly straightforward. Second, we will perform the ANN concretization, layer by layer, using our CUDA operational model (mainly the `cublasSgemm` function), as well as taking the activation function of each neuron into account. The activation function for the hidden layer's neurons is $\text{ReLU} : \mathbb{R} \rightarrow \mathbb{R}^+$ [36], *i.e.*,

$$\text{ReLU}(x) = \max(0, x). \quad (5)$$

Consequently, it returns 0, for negative inputs, and the input itself, otherwise. Thus, we have:

$$A = \text{ReLU}(2 \times 0.749 - 3 \times 0.498) = \text{ReLU}(0.004) = 0.004, \quad (6)$$

$$B = \text{ReLU}(0.749 + 4 \times 0.498) = \text{ReLU}(2.741) = 2.741, \quad (7)$$

$$f = A + B = 0.004 + 2.741 = 2.745, \quad (8)$$

which is used to perform the last step of our approach, *i.e.*, checking the user-defined property ϕ . In this case, ϕ holds for the given input, since $f = 2.745 \geq 2.7$.

At first glance, we can conclude that it is safe, which usually happens in many verification frameworks [49], when a final implementation on a real platform with restrictions is not considered. Nonetheless, if that is the case, the FWL effects should be checked. The performed steps are necessarily the same as in the floating-point representation, except that we use a different version of our CUDA operational model that uses fixed-point arithmetic.

In this work, we have encoded non-integral numbers in a binary representation. Given a rational number, we are able to represent it in fixed-point by using $m + n$ bits, where the integral part I is encoded in m bits and the fractional part F is encoded in n bits. Moreover, it is interpreted as $I + \frac{F}{2^n}$. In our operational model, we have defined conversion functions to represent floating-point values in fixed-point representation and vice-versa, *i.e.*, `fxp_to_float` and `fxp_float_to_fxp`.

Furthermore, regarding the ANN in Fig. 4 and the same property ϕ mentioned earlier, while using a representation with 4 bits for the integral part and 6 bits for the fractional one, with the operators defined in Section 2.2.2, we have $f = \mathcal{F}_{(3,6)}(y_{1,2}) = 2.6867$, which violates ϕ , since $f = 2.687 < 2.7$. Although the example above is straightforward, it reveals the importance of checking ANNs while taking their final implementations into account. One developer could indeed take this ANN, which would be regarded as safe, and only change the number of bits employed for data storage and a suitable arithmetic logic unit, believing that would cause no harm. However, as already seen, the number of bits matters. It is worth mentioning that this problem is even worse for larger ANNs, due to cumulative error, which could lead to very different verification results compared with verification procedures that consider only floating-point arithmetic.

3.2 Operational Models for ANNs in CUDA

Our incremental verification method is based on two phases: (1) obtain the required models from real ANN programs written in CUDA and (2) design safety properties that ensure the reliability of ANN implementations. All models are collected from actual implementations of ANNs written in CUDA. There exist two APIs in CUDA to support neural networks and mathematical operations: *cuBLAS* [41] and *cuDNN* [13]. The former provides mathematical operations, such as matrix multiplication and sums, which are typically used on the feed-forward process of neural networks [23]. The latter, in turn, provides deep neural networks (DNN) primitives such as tensors operations, convolution functions, activation functions, and backward operations [23].

Similar to Pereira *et al.* [43], we have built our operational model based on the official CUDA documentation [13, 41]. First, we have identified the *cuBLAS* and *cuDNN*'s structures and then extracted their pre- and post-conditions. Second, we have written the CUDA code to represent each method's actual behavior implemented in our CUDA OM. Fig. 5 illustrates how the CUDA OM (including *cuBLAS* and *cuDNN*) was built and integrated into our verification framework. It is worth noticing that the mentioned OMs are not exact reproductions of the original libraries. Indeed, they aim at following the same logic and output [39], but subsequent operations that do not present resources to be checked are not performed. Consequently, we obtain a simplified and suitable infrastructure to guide the underlying model checker during verification procedures.

Our proposed operational model supports all necessary functions for the feedforward process of MLPs, *e.g.*, matrix multiplication functions, and activation functions are all functions provided by *cuBLAS* and *cuDNN*.

One may also notice that any ANN written in CUDA and using these APIs can be verified by our method. In practice, a real program would then use the developed OM when calling the mentioned APIs so that the underlying model checker would be able to find property violations. Additionally, any user-specified assertion can be provided and then verified by ESBMC. Our operational models

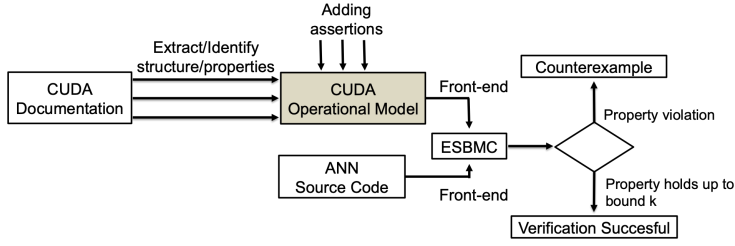


Fig. 5. CUDA operational model.

aim to follow the same steps performed in the original libraries, but ignoring irrelevant calls (e.g., screen-printing methods), where there is no safety property to be checked.

For the *cuBLAS* and *cuDNN* libraries, we have ensured that their operational models return the same results as the original ones. Indeed, OM methods were exhaustively verified and compared with the original ones, using various deterministic data sets and performing conformance tests [32]. As an example, we can see a pseudo-code of the *cublasSgemv* operational model using our fixed-point library (cf. Section 2.2.2), in Algorithm 1, which consists of multiplying matrices *A* and *B* and storing its result in matrix *C*.

Algorithm 1 *cublasSgemv*

Input: matrices *A* and *B*.

```

1:  $x \leftarrow 0$ 
2: for  $x < k$  do
3:    $y \leftarrow 0$ 
4:   for  $y < i$  do
5:      $z \leftarrow 0$ 
6:      $sum \leftarrow 0$ 
7:     for  $z < j$  do
8:        $sum \leftarrow f_{xp\_sum}(f_{xp\_mul}(A[x][z] * B[z][y]) + sum)$ 
9:        $z++$ 
10:     $C[x][y] = sum$ 
11:     $y++$ 
12:   $x++$ 

```

Output: matrix *C*.

Another important OM in the *cuDNN* API is *cudaActivationForward*. In particular, this function operates in different ways by applying a specified neuron activation function element-wise over each input value. We support two activation functions: Sigmoid and RELU. For example, the function Sigmoid described in (2) is internally implemented in *cudaActivationForward*, which is represented by Algorithm 2 within our OM, using fixed-point arithmetic.

Algorithm 2 *cudaActivationForward*

Input: Activation descriptor *activationDesc*.

Input: Pointers *alpha* and *beta* to scaling factors (in host memory) used to blend the computation result with prior value in the output layer.

```

1: if activationDesc == CUDNN_ACTIVATION_SIGMOID then
2:    $i \leftarrow 0$ 
3:   for  $i < layerSize$  do
4:      $output[i] \leftarrow sigmoid(f_{xp\_mul}(input[i] * alpha))$ 
5:      $output[i] \leftarrow f_{xp\_mul}(output[i] * beta)$ 
6:      $i++$ 
7:   return CUDNN_STATUS_SUCCESS

```

Output: Data pointer to GPU memory associated with the output tensor descriptor *output*.

3.3 Incremental Verification using Invariant Inference

We develop an incremental verification algorithm to verify and falsify safety properties in CUDA programs [18]. Let a given CUDA program P , which implements an ANN, be modeled as a finite transition system M , which is defined as follows:

- $I(s_n)$ and $T(s_n, s_{n+1})$ as the formulae over a program's state variable set s_i constraining the initial states and transition relations of M ;
- $\phi(s)$ as the formula encoding states satisfying a safety property to verify language-specific properties, validate covering methods (cf. (17)–(20)), and obtain adversarial cases (cf. (25));
- $\psi(s)$ as the formula encoding states satisfying the completeness threshold, *i.e.*, $\psi(s)$ will contain unwindings no deeper than the maximum number of loop-iterations.

One may notice that, in our notation, termination and error are mutually exclusive: $\phi(s) \wedge \psi(s)$ is unsatisfiable by construction; s is a deadlock state if $T(s, s') \vee \phi(s)$ is unsatisfiable. In each step k of the incremental verification algorithm, two propositions are checked: the base case $B(k)$ and the forward condition $F(k)$. $B(k)$ represents the standard BMC and is satisfiable *iff* P has a counterexample of length k or less, *i.e.*,

$$B(k) \Leftrightarrow I(s_1) \wedge \left(\bigwedge_{i=1}^{k-1} T(s_i, s_{i+1}) \right) \wedge \left(\bigvee_{i=1}^k \neg \phi(s_i) \right). \quad (9)$$

The forward condition checks for termination, *i.e.*, whether the completeness threshold $\psi(s)$ must hold for the current k . If $F(k)$ is unsatisfiable, P has terminated:

$$F(k) \Leftrightarrow I(s_1) \wedge \left(\bigwedge_{i=1}^{k-1} T(s_i, s_{i+1}) \right) \wedge \neg \psi(s_k). \quad (10)$$

No safety property $\phi(s)$ is checked in $F(k)$, as they are already checked for the base case. Finally, the inductive condition $S(k)$ is unsatisfiable if, whenever $\phi(s)$ holds for k unwindings, it also holds for the next unwinding of P :

$$S(k) \Leftrightarrow \exists n \in \mathbb{N}^+. \bigwedge_{i=n}^{n+k-1} (\phi(s_i) \wedge T'(s_i, s_{i+1})) \wedge \neg \phi(s_{n+k}). \quad (11)$$

Here, $T'(s_i, s_{i+1})$ is the transition relation after havocking the loop variables [?]. Through $B(k)$, $F(k)$, $S(k)$, and $\pi(k) \Leftrightarrow B(k) \vee [F(k) \wedge S(k)]$, the incremental verification algorithm bmc_{inc} to falsify or verify ANN implementations, at a given k , is given by

$$\text{bmc}_{\text{inc}}(P, k) = \begin{cases} P \text{ is unsafe,} & \text{if } B(k) \text{ is satisfiable,} \\ P \text{ is safe,} & \text{if } \pi(k) \text{ is unsatisfiable,} \\ \text{bmc}_{\text{inc}}(P, k+1), & \text{otherwise.} \end{cases} \quad (12)$$

3.3.1 Invariant Inference based on Interval Analysis. We employ an interval invariant generator for integer and floating-point variables within our incremental verification approach. This invariant generator computes, for every program variable, a lower and an upper bound of possible values. Those intervals are injected into the input program as assumptions (constraints). Similarly to Rocha *et al.* [44], we perform static analysis before loop unwinding and (over-)estimate the range that a variable can assume. In contrast to Rocha *et al.*, we do not rely on external tools to infer polyhedral constraints (e.g., $ax + by \leq c$, where a , b , and c are constants and x and y are variables) over C programs. Instead, we implement a “rectangular” invariant generation based on interval analysis (e.g. $a \leq x \leq b$) as a pre-processing step of the verification, *i.e.*, before an ANN implementation is symbolically executed, and then the resulting formulae are checked by an SMT solver.

Here, we use the abstract-interpretation component available in CPROVER [33] to obtain an abstract domain based on expressions over intervals; these constraints associate each variable with upper and lower bounds. This algorithm begins by assuming an unbounded interval for each program variable and follows the reachable instructions from function `main`, while updating intervals, thus merging them, if necessary. When loops are found, a widening operation is applied to accelerate the invariant generation process [51]. As a result, we generate new invariants $\varphi(s_i)$ and change (9) and (10) to use them as assumptions during verification, such that the new $B'(k)$, $F'(k)$, and $S'(k)$ are defined as

$$B'(k) \Leftrightarrow I(s_1) \wedge \left(\bigwedge_{i=1}^{k-1} T(s_i, s_{i+1}) \right) \wedge \varphi(s_i) \wedge \left(\bigvee_{i=1}^k \neg \phi(s_i) \right), \quad (13)$$

$$F'(k) \Leftrightarrow I(s_1) \wedge \left(\bigwedge_{i=1}^{k-1} T(s_i, s_{i+1}) \right) \wedge \varphi(s_i) \wedge \neg \psi(s_k), \quad (14)$$

$$S'(k) \Leftrightarrow \exists n \in \mathbb{N}^+. \varphi(s_n) \wedge \left(\bigwedge_{i=n}^{n+k-1} \phi(s_i) \wedge T'(s_i, s_{i+1}) \right) \wedge \neg \phi(s_{n+k}). \quad (15)$$

As an illustrative example, one should consider our function `Sigmoid` shown in Algorithm 3, which is based on a lookup table. Functions `Sigmoid` are typically implemented through functions `pow` and `sqrt` (cf. (2)), which compute the value of base raised to the power exponent and the square root, respectively; these functions are computationally expensive to calculate. For example, SAT solvers do not scale well when reasoning on the propositional encoding of arithmetic operators (e.g., multiplication and division), because the operands are treated as arrays of c (where c represents the bit-width of the data type) unrelated propositional variables; consequently, the computational effort is wasted during the propositional satisfiability search [14]. Additionally, since the output of function `Sigmoid` ranges from 0 to 1, a lookup table can represent the sigmoid behaviour with a relatively good precision. Our lookup table maps inputs between -20 and 20 to values between 0 and 1, with a 2-decimal places precision. For any value less than -20 , its output will be 0 and, for any value greater than 20 , it will be 1 [9]. Such truncations are reasonable since $\mathcal{N}(20) = 1 - \mathcal{N}(-20) \approx 2 \times 10^{-9} < 10^{-2}$, i.e., the rounding effect is irrelevant, if compared to 10^{-2} .

Algorithm 3 `sigmoidLUT`

Input: input signal u .
 1: $index \leftarrow u * 100 + 2000$
 2: **if** $index < 0$ **then**
 3: $output_value \leftarrow 0$
 4: **else**
 5: **if** $index \geq 4000$ **then**
 6: $output_value \leftarrow 1$
 7: **else**
 8: $output_value \leftarrow lookup[index]$
Output: Output signal $outval$.

Algorithm 4 `sigmoidLUT` with invariants as assumptions

Input: input signal u .
 1: $index \leftarrow u * 100 + 2000$
 2: **if** $index < 0$ **then**
 3: $ASSUME\ index \leq -1$
 4: $outval \leftarrow 0$
 5: **else**
 6: **if** $index \geq 4000$ **then**
 7: $ASSUME\ 4001 \leq index$
 8: $outval \leftarrow 1$
 9: **else**
 10: $ASSUME\ 0 \leq index < 4000$
 11: $ASSUME\ 0 \leq lookup[index] \leq 1$
 12: $outval \leftarrow lookup[index]$
Output: Output signal $outval$.

One may notice that since the input of a neuron is the output of the previous one, we employ interval analysis to compute boundaries (or properties) of the input and propagate them to support our incremental verification in efficiently and effectively finding a neuron's output. Our new function `Sigmoid`, with invariants as assumptions, is shown in Algorithm 4.

4 VERIFICATION AND VALIDATION OF ARTIFICIAL NEURAL NETWORKS

This paper introduces the first bit-precise symbolic verification framework suitable to ANNs implemented in CUDA, while taking into account FWL effects, which means that final implementations on target platforms can be directly validated. Moreover, a mutant-based approach was developed in order to activate a large number of neurons and then find adversarial cases.

4.1 Validation of Covering Methods

Covering methods [46] are based on Modified Condition/Decision Coverage (MC/DC) [24], which is a method applied to ensure adequate testing for safety-critical software. In our symbolic verification framework, MC/DC represents conditions and decisions of an ANN implementation. In particular, conditions are neurons in the previous layer, while decisions are neurons of the following one. We apply covering methods to measure how adversarial two images are, concerning ANN neurons. Fig. 6 illustrates an overview of our validation of covering methods. In contrast to Sun *et al.* [46], we exploit incremental BMC to mutate the input and check whether we can achieve a higher neuron-coverage. Indeed, our main challenge lies in generating executions of an ANN implementation that lead to neuron activation.

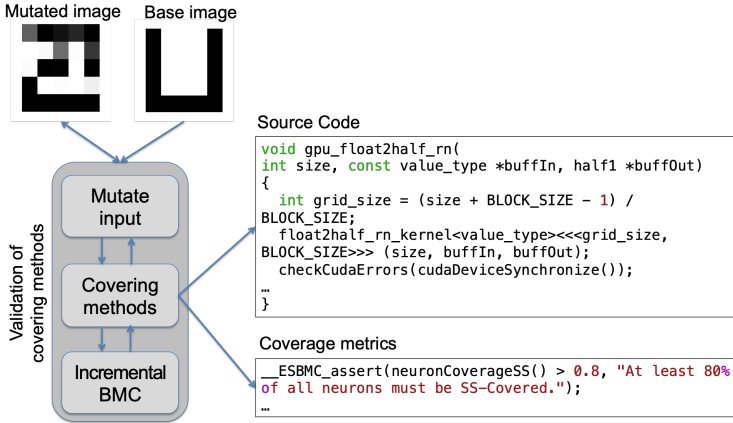


Fig. 6. Validation of Covering Methods.

There exist four covering methods available in the literature [46]: *Sign-Sign Cover* (SS-Cover), *Distance-Sign Cover* (DS-Cover), *Sign-Value Cover* (SV-Cover), and *Distance-Value Cover* (DV-Cover), and each of them is implemented and also represented as a property (assertion) within our verification framework. Each property specifies that an image set should lead to a minimum expected coverage regarding all neurons present in an ANN, *i.e.*, our algorithm uses each covering method to evaluate whether the adversarial behavior of a pair of images reaches a certain neuron percentage.

In covering methods, neurons are indexed as $n_{k,l}$, where k represents its order on layer l , and the considered inputs are defined as w_1 and w_2 , which are vector inputs (not neuron inputs) representing a pair of elements (in the present case, a pair of images), *i.e.*, $w_1 = \{x_{1,1}, x_{2,1} \dots x_{M,1}\}$ and $w_2 = \{x_{1,2}, x_{2,2} \dots x_{M,2}\}$, where $x_{m,p}$ is the ANN input m for element p , with $m = \{1, 2 \dots M\}$ and $p = \{1, 2\}$. A signal change, denoted as sc , occurs when the activation potential of a certain neuron has its function *sign* changed by two different inputs. The function *sign* is described as

$$sign(i) = \begin{cases} 1, & \text{if } i \geq 0, \\ 0, & \text{otherwise.} \end{cases} \quad (16)$$

Consequently, $sc(n_{k,l}, w_1, w_2)$ is true *iff* the activation potential $u_{k,l}$ of neuron $n_{k,l}$ has its signals changed w.r.t. w_1 and w_2 , i.e., $sign(u_{k,l}(w_1)) \neq sign(u_{k,l}(w_2))$. A value change or vc occurs when the activation potential of a determined neuron represents a certain value change w.r.t. some metric g and no signal change has occurred, i.e., $vc(g, n_{k,l}, w_1, w_2)$ is true if $g(u_{k,l}(w_1), u_{k,l}(w_2))$ is true and $\neg sc(n_{k,l}, w_1, w_2)$, where g is a rational function, e.g., $g(a, b) \leftrightarrow \frac{a}{b} \geq d$, and d represents a distance threshold real number that limits the change value. A distance change or dc , in turn, occurs when all neurons contained in a certain layer have no signal change and their values represent some value change. Then, $dc(h, l, w_1, w_2)$ is defined as true *iff* $\neg sc(n_{k,l}, w_1, w_2)$ and $h(u_{k,l}(w_1), u_{k,l}(w_2))$ are true, for all neurons in layer l . The function h, g and d can be any bounded norm-based distance function with any real number that upper bounds it. Here, we define h as $h(u_{k,l}(w_1), u_{k,l}(w_2)) \leftrightarrow dist(u_{k,l}(w_1), u_{k,l}(w_2)) > v$, where v is a distance threshold. A neuron pair α is denoted as $\alpha = (n_{i,l}, n_{k,l+1})$. The covering methods are defined as follows:

SS-Cover: $ss(\alpha, w_1, w_2) = sc(n_{i,l}, w_1, w_2) \wedge sc(n_{k,l+1}, w_1, w_2) \wedge \neg sc(n_{j,l}, w_1, w_2) \forall j \neq i$;

SV-Cover: $sv(\alpha, g, w_1, w_2) = sc(n_{i,l}, w_1, w_2) \wedge vc(g, n_{k,l+1}, w_1, w_2) \wedge \neg sc(n_{j,l}, w_1, w_2) \forall j \neq i$;

DS-Cover: $ds(n_{k,l+1}, l, h, w_1, w_2) = dc(h, l, w_1, w_2) \wedge sc(n_{k,l+1}, w_1, w_2)$;

DV-Cover: $dv(n_{k,l+1}, l, g, h, w_1, w_2) = dc(h, l, w_1, w_2) \wedge vc(g, n_{k,l+1}, w_1, w_2)$.

Some examples of covering methods can be evaluated with vector inputs (Exn) and neuron outputs available in Table 1, w.r.t. the ANN illustrated in Fig. 7, which uses the function *sigmoid* (cf. Section 2.1). Table 1 provides all neuron instances concerning the adopted vector inputs for the mentioned ANN, while each covering method must evaluate the conditions satisfied by the neuron instances of a pair of input examples. In particular, covering methods are further provided by taking instances of all specified ANN neurons and checking whether they are met. Neuron instances are represented by columns $n_{k,l}$; they can be obtained by just applying Eq. (1). For example, the output $y_{1,1}$ of $n_{1,1}$, for Ex1, as shown in Table 1, is obtained as $y_{1,1} = 0.4x_1 + 0.5x_2 - 0.2 = -1.3$.

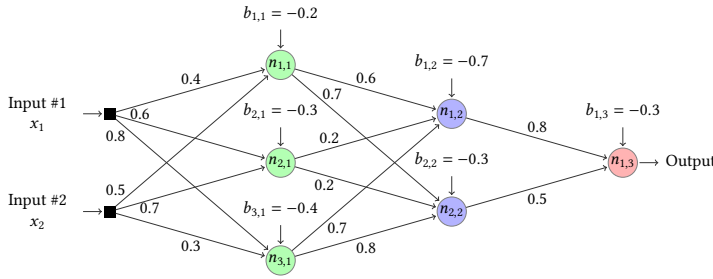


Fig. 7. ANN instantiated.

Table 1. ANN instantiated examples and covering methods.

Ex	Input	$n_{1,1}$	$n_{2,1}$	$n_{3,1}$	$n_{1,2}$	$n_{2,2}$	$n_{1,3}$
Ex1	(1, -3)	-1.3	-1.80	-0.50	-0.79	-1.370	-1.417
Ex2	(1, -1)	-0.3	-0.40	0.10	0.51	0.090	0.353
Ex3	(1, -1.2)	-0.4	-0.54	0.04	0.38	-0.056	0.176
Ex4	(1, -7)	-3.3	-4.60	-1.70	-3.39	-4.290	-4.957

In Table 1, if Ex1 and Ex2 are considered as w_1 and w_2 , respectively, the pair $\alpha = \{n_{3,1}, n_{k,2}\}$, with $k = \{1, 2\}$, is covered by SS-Cover. Here, only neuron $n_{3,1}$ has its signal changed, in layer

1, which means that $sc(n_{3,1}, w_1, w_2)$ and $\neg sc(n_{k,1}, w_1, w_2) \forall k \neq 3$ are true. Since only one neuron has its signal changed, in layer 1, any neuron in layer 2 with its signal changed will make a pair covered by SS-Cover. In this case, as the first neuron of layer 2 ($n_{1,2}$) has its value changed, then the pair $\alpha = \{n_{3,1}, n_{1,2}\}$ is SS-Covered. Ex2 and Ex3 are examples of DS-Cover. In Table 1, there exist no signal change in layer 1, which means that, for some metric h (e.g., euclidean distance), the two instances of layer 1 have a distance change and it makes $dc(h, 1, w_1, w_2)$ equal to true. The distance change in layer 1 leads to a signal change of neuron $n_{2,2}$, which makes the pair of neurons $n_{k,1}$ and $n_{2,2}$ covered by DS-Cover $\forall k \leq N_1$.

Ex2 and Ex3 also contain a pair covered by SV-Cover. Similar to SS-Cover, there exists only one neuron with a signal change in layer 2, which leads to a value change on neuron $n_{1,3}$, which means that the neuron pair $\alpha = \{n_{2,2}, n_{1,3}\}$ is SV-Covered. Finally, Ex1 and Ex 4 are examples of DV-Cover. In this case, there exists no signal change in any layer of the ANN instances. However, if there exists a metric that makes a distance change true in layer 1 or 2 and there also exists another metric that makes a value change true in any neuron of layer 2 or 3, then we have a DV-Covered pair.

The ANN properties to be checked by ESBMC generate a different literal for each covering method considered here. The neuron covered by one of them must be equal or greater than a percentage P of all neurons contained in an ANN. In particular, these properties generate literals l_{ss} , l_{ds} , l_{sv} , and l_{dv} , with the goal of representing the validity of the respective covering method w.r.t. an ANN, according to four constraints: SS-Cover, DS-Cover, SV-Cover, and DV-Cover.

SS-Cover provides the most straightforward and clear signs of adversity, which happens when a pair of similar images causes signal changes in neuron instances of consecutive layers. The SS-Cover literal l_{ss} is defined as

$$l_{ss} \Leftrightarrow \left(\frac{\sum_{k,l} ss(\alpha, w_1, w_2)}{NT} \geq P \right). \quad (17)$$

where NT is the total number of neurons in an ANN. DS-Cover complements SS-Cover and defines that no signal changes have occurred, but there may be a metric concerning all layer neuron instances that caused a signal change in the consecutive layer. The DS-Cover literal l_{ds} is defined as

$$l_{ds} \Leftrightarrow \left(\frac{\sum_{k,l} ds(n_{k,l+1}, l, h, w_1, w_2)}{NT} \geq P \right). \quad (18)$$

SV-Cover complements DS-Cover and its coverage occurs when no signal change causes a signal change on the consecutive layer's neuron instances, while a significant value change is reached. The SV-Cover literal l_{sv} is defined as

$$l_{sv} \Leftrightarrow \left(\frac{\sum_{k,l} sv(\alpha, g, w_1, w_2)}{NT} \geq P \right). \quad (19)$$

Lastly, DV-Cover complements SV-Cover and is the most generalist covering method. It is defined when a pair of similar images does not cause any distance changes on a given layer's neuron instances, but a signal change is reached on its consecutive layer. Nonetheless, there may exist a

significant distance change concerning a metric that reaches a value change in the consecutive layer's neuron instances. The DV-Cover literal l_{dv} is defined as

$$l_{dv} \Leftrightarrow \left(\frac{\sum_{k,l} dv(n_{k,l+1}, l, g, h, w_1, w_2)}{NT} \geq P \right). \quad (20)$$

One may notice that all four covering methods represent the adversity provided by a pair of vector inputs w_1 and w_2 , for all neurons. Their literals should provide the relation of all neurons contained in layers covered by a specific covering method. As described by (17)–(20), this relation is checked by determining a percentage P that indicates the minimum amount of covered neurons (note that the real percentage of all covered neurons is compared with P).

4.2 Verification of Adversarial Case

Our verification algorithm can obtain an adversarial input that can lead the ANN to failures, *e.g.*, misclassifying an image. Fig. 8 illustrates our verification process to obtain adversarial cases, which consists of three main steps.

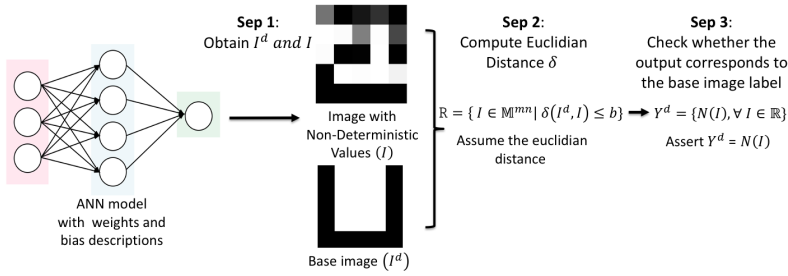


Fig. 8. Verification of adversarial cases.

Let us assume that an image input is represented by I , with m and n being its dimensions. The employed dataset is denoted as \mathcal{D} , while \mathcal{M} is the universe of all possible images with size $m \times n$. In the first step of our verification process, we provide two images: an image with non-deterministic values I , which could represent a malicious input, and a base image I^d , from \mathcal{D} , to be checked. Let $\delta : \mathcal{M}^{m \times n} \times \mathcal{M}^{m \times n} \rightarrow \mathbb{R}$ be an euclidean distance operator defined as

$$\delta(P, Q) = \sqrt{\sum_{i=0}^n (p_i - q_i)^2}, \quad (21)$$

such that the images are casted into normalized vectors, and $P = (p_1, p_2, p_3, \dots, p_{m \times n})$ and $Q = (q_1, q_2, q_3, \dots, q_{m \times n}) \in \mathbb{R}^{m \times n}$. In the second step, we use the (21) to compute the euclidean distance of those two images I and I^d . Suppose that P and Q are 5×5 images, *i.e.*, both vectors present a length of 25 elements and they represent images “A” and “O”, respectively, as illustrated in Fig. 9. As an example, if we apply the euclidean distance, as described by (21), to the two images in Fig. 9, δ will return 2.449. As I^d belongs to \mathcal{D} , all sets can be represented as

$$I^d \in \mathcal{D}, I \in \mathcal{M}^{m \times n}, \mathcal{D}^{m \times n} \subseteq \mathcal{M}^{m \times n}. \quad (22)$$



Fig. 9. Vocalic “A” and “O”.

The base image to be checked can be represented by an assume, which is formally described as

$$\mathcal{R} = \{I \in \mathcal{M}^{m \times n} \mid \delta(I^d, I) \leq \gamma\}. \quad (23)$$

Thus, (23) denotes that $I^d \in \mathcal{M}^{m \times n}$ will be compared with a non-deterministic image I until the euclidean distance $\delta(I^d, I)$, described by (21), is smaller than or equal to γ , which determines that a suitable element was found.

In the third step, after a non-deterministic image I is obtained, a safety property is checked, which is represented by an assertion statement within our verification engine, as

$$\mathcal{Y}^d = \{N(I), \forall I \in \mathcal{R}\}. \quad (24)$$

In (24), \mathcal{Y}^d represents any ANN’s output mapped by the input I^d on the given dataset. The function N represents the ANN function $\mathbb{R}^m \rightarrow \mathbb{R}^n$, and the target property is taken as the negation of (24). If the output obtained by the function N and the non-deterministic image is different from the mapped output, then the property is violated and a counterexample is produced. The property described by (24) generates the literal $l_{\text{adversarial}}$, while a classification is obtained from the output values represented by neurons of the last layer. V is a reference value for controlling the output neurons’ threshold. The desired classification is denoted by variable D , which represents the neuron position in the output layer, and i represents any other neuron position different from D . The literal $l_{\text{adversarial}}$ represents the validity of the original image classification, according to the constraint

$$l_{\text{adversarial}} \Leftrightarrow (n_{L,D} < V) \wedge \left(\bigvee_{i \neq D} (n_{L,i} \geq V) \right). \quad (25)$$

5 EXPERIMENTAL EVALUATION

5.1 Description of the Benchmarks

Our evaluation procedure employs a character pattern recognition benchmark [45], with the goal of performing conformance testing [32] over our *cuBLAS* and *cuDNN* operational models (cf. Section 3.2). In particular, each experiment employs an ANN that solves the problem of vocalic pattern recognition for images with dimensions 5×5 , and its architecture is $25 \times 10 \times 4 \times 5$. The same ANN was trained with the back-propagation algorithm [9] and used with a dataset composed of 100 correct vocalics with noise and 100 non-vocalic images. All vocalics are illustrated in Fig. 10.



Fig. 10. Vocalic images in benchmarks.

We have conducted the experimental evaluation on a Intel(R) Xeon(R) CPU E5-2620 v4 @ 2.10GHz with 128 GB of RAM and Linux OS. We use CUDA v9.0, cuDNN v5.0, cuBLAS v10.1, and ESBMC

v6.4.0.¹ All presented execution times are CPU times, *i.e.*, only the elapsed periods spent in the allocated CPUs, which was measured with the *times* system call [38]. All experimental results reported here were obtained by executing a pre-defined prompt command,² which is wrapped in a shell script to unwind a program iteratively.

5.1.1 Availability of Data and Tools. All benchmarks, tools, and results associated with the current evaluation are available for download at <https://tinyurl.com/y6xvze65>.

5.2 Objectives

Our experimental evaluation has the following goals:

- EG1 (**FWL Effects**) Evaluate the performance and correctness of our verification algorithm regarding FWL effects (cf. Section 3.2) in ANN implementations.
- EG2 (**Covering Methods**) Evaluate the performance and correctness of our verification algorithms to validate covering methods (cf. Section 4.1).
- EG3 (**Adversarial Cases**) Compare the performance of our verification algorithm (cf. Section 4.2) with existing approaches, where adversarial cases are obtained by changing input images with a norm-bounded disturbance.

5.3 Results

5.3.1 Comparison with Existing Tools. Our verification of ANN implementations is compared to Neurify [49], which checks for user-defined violations in neural network models. To compare our approach with it, we have applied their 3 ANN models to the MNIST dataset [50], which is used for our verification algorithm and considering fixed-point arithmetic. Moreover, the first available model, mnist24, has 4 layers, in which $N_1 = 784$, $N_2 = N_3 = 24$, and $N_4 = 10$. The other two models only change the number of neurons in the second and third layers, *i.e.*, $N_2 = N_3 = 50$ and $N_2 = N_3 = 512$, respectively. We have verified such models in Neurify and also in our verification algorithm, using different word lengths. On top of that, we have defined many properties regarding each neuron of each ANN's output layer. Then, we have performed a comparison regarding the evaluation of such properties under fixed-point representations.

Table 2 presents results for such an evaluation regarding one of the available models in Neurify [49], *i.e.*, mnist24, and one of its test images, *i.e.*, image 1, using our approach. Indeed, Neurify presented no violation and similar results were obtained for the other available models. #P describes the proposed property to be verified regarding neuron $n_{3,m}$, *i.e.*, the m -th neuron of the output layer; #N is the verification result provided by Neurify; #F<X,Y> represents the verification result provided by our approach using X bits for the integral part and Y bits for the fractional one; and SAFE and UNSAFE denote whether an ANN implementation is safe or not, w.r.t. a specific property.

One may notice that FWL effects due to fixed-point formats affect neuron outputs until they are no longer safe, which is particularly essential for digital systems [12]. Nonetheless, a more direct comparison could not be performed since Neurify only considers floating-point representations in its internal modeling and operations [49].

These results successfully answer **EG1**: our approach can identify violations concerning the word-length employed in ANN implementations.

¹Available at <http://esbmc.org/>

²`esbmc <file.c> -I <path-to-OM> -force-malloc-success -no-div-by-zero-check -no-pointer-check -no-bounds-check -incremental-bmc -interval-analysis -fixedbv`

Regarding other existing tools to verify ANN implementations, *i.e.*, DeepConcolic [46] and DLV [26], we were unable to perform it directly using the same ANN in our benchmarks. The main obstacle is that such tools do not work with shallow neural networks and activation functions differently than ReLU, so as our benchmarks.

Table 2. Results for the proposed approach with model mnist24 and image 1 [49].

#P	#N	#F<2,2>	#F<4,4>	#F<8,8>	#F<16,16>
$n_{3,1} \leq -18.77$	SAFE	SAFE	SAFE	UNSAFE	UNSAFE
$n_{3,2} \leq -7.81$	SAFE	SAFE	SAFE	SAFE	SAFE
$n_{3,3} \leq -0.14$	SAFE	UNSAFE	UNSAFE	UNSAFE	UNSAFE
$n_{3,4} \leq -10.61$	SAFE	UNSAFE	SAFE	SAFE	SAFE
$n_{3,5} \leq -36.32$	SAFE	SAFE	UNSAFE	SAFE	SAFE
$n_{3,6} \leq -11.54$	SAFE	UNSAFE	SAFE	UNSAFE	UNSAFE
$n_{3,7} \leq -13.58$	SAFE	UNSAFE	UNSAFE	SAFE	SAFE
$n_{3,8} \leq -29.48$	SAFE	SAFE	SAFE	SAFE	SAFE
$n_{3,9} \leq -17.21$	SAFE	SAFE	UNSAFE	SAFE	SAFE
$n_{3,10} \leq -22.40$	SAFE	SAFE	UNSAFE	UNSAFE	UNSAFE

5.3.2 Covering Methods. In experiments related to covering methods, even using invariant inference or not, ESBMC was able to verify all four methods correctly: SS-Cover, DS-Cover, SV-Cover, and DV-Cover (cf. Section 4.1). The distance threshold parameter d used for evaluating g (the same mentioned in Section 4.1 was employed here) and computing SV-cover and DV-Cover was set as $d = 1$, while the distance operator in (21) is compared with $v = 0.1$ for evaluating h , regarding DS-Cover and DV-Cover. The verification times for all four covering methods did not take longer than a few minutes for checking how adversarial two images are, w.r.t. ANN neurons, as described by (17)–(20), in Section 4.1. A fast verification was indeed expected, regardless of invariant inference, since all covering methods have only deterministic inputs; however, the best performance is reached when invariant inference is used.

These results successfully answer **EG2**: ESBMC achieves reasonable performance to validate all covering methods correctly. Moreover, using invariant inference leads to even better performance since the generated constraints reduce the resulting formulae to be checked by the underlying SMT solver (cf. Section 3.3.1).

In Table 3, *Covering Method* is the experiment identifier and *II* and *NII* are the execution times with and without interval analysis, respectively, taken by ESBMC.

Table 3. Verification time and invariant inference relation.

Covering Method	II (s)	NII (s)
SS-Cover	819.715	1281.714
DS-Cover	868.570	1221.256
SV-Cover	934.932	1709.100
DV-Cover	978.881	1804.452

The verified properties imply that 80% of all neurons on the image set must cover an ANN implementation. In particular, the image set employed here was used during the training phase;

the tool's output for all benchmarks correctly returned that covered neurons were not higher than 80%. As a result, the dataset was unable to provide 80% of neuron coverage, according to any covering method. The average execution time of all four covering methods, when applied to a set of 200 images, is around 25 minutes, without invariant inference. The average execution time with invariant inference is around 15 minutes, which is 60% faster. The activation potentials of the chosen ANN for the inputs "U" and noisy "U", illustrated in Fig. 11, are presented in Table 4.

Table 4. ANN instances of two inputs.

Neuron	Image "U"	Noisy "U"	Neuron	Image "U"	Noisy "U"
$n_{1,1}$	-1.885322	4.619613	$n_{2,3}$	-3.770385	-5.705760
$n_{1,2}$	8.775419	9.796190	$n_{2,4}$	0.574238	-2.029373
$n_{1,3}$	2.959348	5.743809	$n_{3,1}$	-6.707186	-7.149290
$n_{1,4}$	10.424796	4.046428	$n_{3,2}$	-15.815082	-17.246468
$n_{1,5}$	8.172012	14.466885	$n_{3,3}$	-10.060704	-13.074245
$n_{2,1}$	-3.863095	-9.308636	$n_{3,4}$	-9.688183	-4.868999
$n_{2,2}$	5.328067	5.263461	$n_{3,5}$	-0.555885	3.355738

According to the SS-Cover equation described in Section 3 and the literal described by (17), we have two pairs of the neuron ($\alpha_1 = \{n_{1,1}, n_{2,4}\}$ and $\alpha_2 = \{n_{2,4}, n_{3,5}\}$) SS-Covered by the two images. Only 3 of 14 neurons are SS-Covered; that is, only 21% of the neurons are covered by this method. The literal described by (17) specifies that the neuron coverage must be greater than a percentage P , fixed to 80%. It means that, for these two chosen inputs, the property fails.



Fig. 11. Vocalics U and U with some noise.

As the 200 images of the training set do not achieve the expected coverage, as indicated by ESBMC, we have added noise to the original dataset and then rerun our validation procedure to compare the coverage results. We have also evaluated the capability of our technique to provide input examples able to increase neuron coverage w.r.t a covering method and an input vector. The verifier mutates the input vector until it finds a similar image that reaches a specified neuron coverage. We have performed our experiments with the ANN shown in Fig. 4, where the four covering methods were correctly verified. Here, our property specifies that neuron coverage must reach at least 50%, regarding the specified input vector and range. If the property is not satisfiable, then a counterexample is provided with a similar input vector inside the range that reaches more than 50% of neuron coverage. In Table 5, *Covering Method* is the experiment identifier, I and NI are the execution times with and without interval analysis, respectively, taken by ESBMC.

Fig. 4 indicates that there is no any input vector pair able to increase the coverage w.r.t SS-Cover, DS-Cover, and DV-Cover. It is easy to see that the SV-Cover condition (at least 50%) is violated by the inputs $x = 2$ and $y = 2$. Furthermore, violating inputs can be obtained from counterexamples, e.g., using ESBMC, the inputs $x = 4$ and $y = 1.3125$ are obtained. It allows us to conclude that inputs similar to $x = 4$ and $y = 1.3125$ are probably able to generate a violation and an adversarial case.

Regarding **EG2**, we have also evaluated our approach for generating counterexamples to increase neuron coverage concerning the covering methods. This technique correctly verified neuron coverage properties and provided counterexamples in a reasonable time.

Table 5. Verification time and verification result.

Covering Method	II (s)	NII (s)	Verification Result
SS-Cover	0.667	0.710	SAFE
DS-Cover	25.995	29.438	SAFE
SV-Cover	0.614	0.640	UNSAFE
DV-Cover	27.469	28.700	SAFE

5.3.3 Adversarial Cases. Regarding adversarial cases, we verified 21 benchmarks, where the average verification time was approx. 47 hours. In this set of experiments, when enabled the `fixedbv` option in ESBMC, which forces the model checker to use a fixed-point representation of $\langle 32, 32 \rangle$. Table 6 shows the verification time and parameter values of our experiments. Here, *B* represents *Benchmark*, which is the experiment identifier, *I* represents the desired image, whose classification is verified, γ represents a limit of proximity for each benchmark, and *II* and *NII* are the execution times with and without interval analysis, respectively, taken by ESBMC.

Table 6. Verification time and proximity parameter relation.

#	B	I	γ	II (m)	NII (m)	#	B	I	γ	II (m)	NII (h)
1	iae03	A	0.3	4649	4651	12	ieo30	E	2.5	1819	1818
2	iae05	A	0.5	4647	4644	13	iou05	O	0.5	255	254
3	iae10	A	1.0	5430	5433	14	iou07	O	0.7	255	255
4	iae15	A	1.5	5431	5426	15	iou15	O	1.5	567	TO
5	iao03	A	0.3	TO	TO	16	iou30	O	2.5	954	953
6	iao05	A	0.5	TO	TO	17	iuo03	U	0.3	404	404
7	iao10	A	1.0	7597	7588	18	iuo05	U	0.5	TO	404
8	iao15	A	1.5	7563	7599	19	iuo10	U	1.0	745	743
9	ieo05	E	0.5	4951	4952	20	iuo15	U	1.5	743	745
10	ieo07	E	0.7	4953	4953	21	ieu30	E	2.5	724	724
11	ieo15	E	1.5	2283	2286						

The interval analysis approach has not been efficient concerning verification times since we verify the actual implementation of ANNs in CUDA, using the logics `QF_AUFBV` from the SMT standard [6]. Although our benchmarks contain 3 layers, ESBMC took longer than other tools, which have previously reported experimental results with larger ANNs [26]. In particular, deep learning verification (DLV) [26] has obtained adversarial cases of ANNs with 12 layers, ranging from a few seconds to 20 minutes. To check refinement by layer, DLV uses the theory of linear real arithmetic with existential and universal quantifiers. For verification within a layer (0-variation), DLV uses the same theory without universal quantification.

In prior work, Cordeiro et al. [14] reported that, although verification conditions are solved faster using the theory of linear real arithmetic, since results are independent of the actual binary

representation, the theory of bit-vector allows the encoding of bit-level operators more accurately, which is inherent to the implementation of ANNs.

These results partially answer **EG3**: ESBMC can produce adversarial cases, as confirmed by graphical inspection in MATLAB, but with higher verification time, compared with DLV. Nonetheless, that is still acceptable, since finding a combination of pixels to misclassify an object and then produce an adversarial case, together with the bit-accurate precision of our verification model, is a time-consuming and challenging task.

In future work, we will tackle verification-time reduction to evaluate our approach with more benchmarks. Some of the adversarial cases produced by ESBMC are illustrated in Fig. 12.

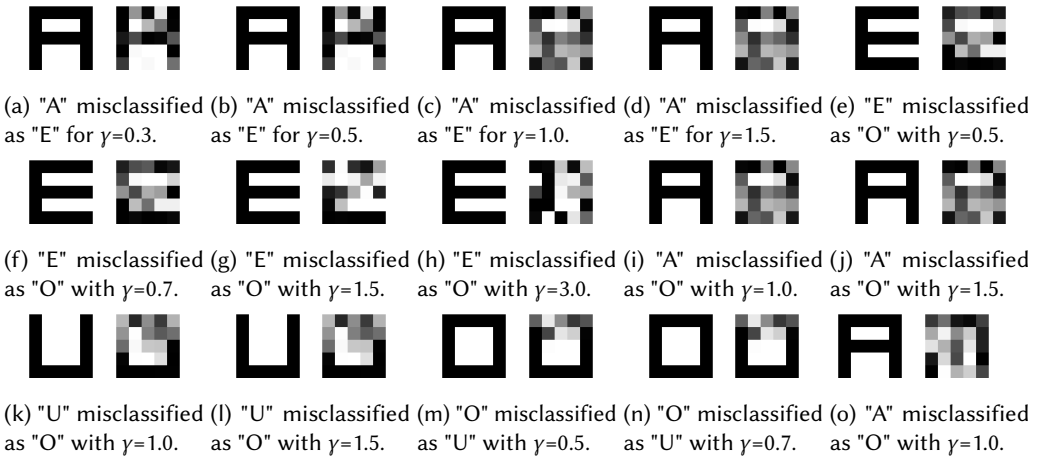


Fig. 12. Generated adversarial cases.

5.4 Threats to validity

Although all adversarial cases obtained from the benchmarks are real, which was confirmed by executing our validation scripts in MATLAB, our algorithm uses a lookup table to compute the activation function *sigmoid*. Even with a proper resolution, a lookup table will always contain more value errors than a computed function, which could produce a false adversarial case. In our experiments, we used a lookup table with three decimal places resolution, but it may not be appropriated to other ANNs experiments. Additionally, it is probably easy to find adversarial cases for our character pattern recognition benchmark, since its training was performed by a small dataset, which contains only 200 images. This kind of training probably generates ANNs with a low-level of safety classification. Finally, we were unable to check larger ANNs due to the dimensionality of the SMT formulae that exceeded the solvers' limits.

6 RELATED WORK

Our ultimate goal is to formally ensure safety for applications based on Artificial Intelligence (AI), as described by Amodei *et al.* [5]. In particular, the potential impact of intelligent systems performing tasks in society and how safety guarantees are necessary to prevent damages are the main problem of safety in ANNs.

Sun *et al.* [46] and Huang *et al.* [26] have exposed ANNs weaknesses regarding input noise. They described and evaluated testing approaches based on covering methods and image proximity [46], while tackling how adversarial cases are obtained [26]. In particular, our study resembles those [26, 46], regarding creation of adversarial cases. Here, if any property is violated, then a counterexample is provided. In cases of safety properties, adversarial examples will be generated via counterexamples output by ESBMC. In contrast to Huang *et al.* [26], we do not focus on adding noise to specific regions, but indeed to every image pixel. Our approach regarding image proximity was influenced by Sun *et al.* [46], but we have used incremental BMC instead of concolic testing. Our symbolic verification method checks safety properties on non-deterministic images with a certain distance from a given base image; users can configure both image and distance. Gopinath *et al.* [48] also describe an approach to validate ANNs, but using symbolic execution and translating an ANN into an imperative program. By contrast, we consider the actual implementation of an ANN in CUDA and apply incremental BMC using off-the-shelf SMT solvers.

Gopinath *et al.* [47] presented formal techniques to extract invariants from the decision logic of ANNs, which represent pre- and post-conditions that hold when transformations of a certain type are applied to ANNs. The authors have proposed two techniques. The first one is called iterative relaxation of decision patterns and uses Reluplex as decision procedure [30]. The second one, in turn, is called decision-tree based invariant generation, which resembles covering methods [46]. Robustness and explainability are the core properties of this study, and applying those properties to ANNs have shown impressive experimental results. Explainability showed an important property to evaluate safety in ANNs: the core idea is to obtain an explanation for an adversarial case, by observing the pattern activation behaviour of a subset of neurons described by a given invariant.

Gopinath *et al.* [31] also proposed an approach for automatically identifying safe regions of inputs, concerning some labels. The core idea is to identify safe regions concerning labelled targets. As the notion of robustness in ANNs is a strong term for many of them, the target robustness is the leading property. That technique works with clustering and verification: a clustering technique is used to split the dataset into a subset of inputs with the same labels, while each cluster is then verified by Reluplex [30] in order to provide the safety region concerning a target label.

Wang *et al.* [49] propose an efficient approach for checking different safety properties of large neural networks, aiming at finding adversarial cases. Their approach is based on two main ideas. First, symbolic linear relaxation, which combines symbolic interval analysis and linear relaxation to create an efficient propagation method for providing tighter estimations. Second, directed-constraint refinement, which identifies nodes whose output is overestimated and iteratively refines their output ranges. Those techniques are implemented in a tool called Neurify that was validated against multiple ANN architectures. Furthermore, in order to scale up their verification framework, they have implemented their code using multi-threaded programming techniques. Indeed, the approach proposed here was evaluated against Neurify and provided interesting results, with FWL effects.

In addition to ESBMC, there exist other tools able to verify CUDA programs and each one of them uses its approach and targets specific property violations. Nonetheless, given the current knowledge in software verification, ESBMC is the first verifier to obtain adversarial cases and validate coverage methods in ANNs implemented with CUDA. For instance, GPUVerify [7] is based on synchronous and delayed visibility semantics, which focuses on detecting data race and barrier divergence, while reducing kernel verification procedures for the analysis of sequential programs. GPU+KLEE (GKLEE) [35], in turn, is a concrete and symbolic execution tool, which considers both *kernels* and *main* functions, while checking deadlocks, memory coalescing, data race, warp divergence, and compilation level issues. Also, concurrency intermediate verification language (CIVL) [52], a framework for static analysis and concurrent program verification, uses abstract

syntax tree and partial-order reduction to detect user-specified assertions, deadlocks, memory leaks, invalid pointer dereference, array out-of-bounds, and division by zero.

Our approach implemented on top of ESBMC has some similarities with other techniques described here, *e.g.*, regarding the covering methods proposed by Sun *et al.* [46], model checking to obtain adversarial cases proposed by Huang *et al.* [26], and incremental verification of ANNs implemented in CUDA by Sena *et al.* [45]; however, the main contribution concerns our requirements and how we handle, with invariant inference, the actual implementations of ANNs, also taking into account FWL effects. Moreover, the latter results in promptly deployable ANNs, which could be integrated into a unified design framework. To run our proposed safety verification, only an ANNs' weights, bias descriptors, and desired input, regarding a dataset, are required. For tools such as DeepConcolic [46] and DLV [26], obtaining adversarial cases or safety guarantees in customized ANNs depends on the intrinsic characteristics of the models. For instance, in their implementations, they do not support the *sigmoid* activation function or they do not support shallow neural networks, which is crucial for our ANN model to be verified properly. In our proposed approach, users are free to provide a desired dataset sample to be verified. Besides those requirements, it is necessary for a user to know how cuDNN [13] deals with ANNs. Moreover, Sena *et al.* [45] do not exploit invariant inference to prune the state space exploration, which is done in our proposed approach.

7 CONCLUSIONS

The verification of ANNs has recently attracted lots of attention, with notable approaches from formal [26] and coverage-guided verification [46]. While existing verification methods work with neural network models and adversarial examples (*e.g.*, a small perturbation on a correctly-labelled input leads to a different classification), it has been pointed out in [42] that there exist errors in the Tensorflow graph representation of ANNs, a lower-level implementation of them, such as numerical errors and disagreements between neural network implementations and their quantized versions.

We have described and evaluated two approaches for verifying actual implementations of ANNs, *i.e.*, when working with code-level implementations: one to obtain adversarial cases and another to validate coverage methods, in MLP. In particular, our validation of covering methods was able to verify our dataset correctly and has shown to be effective during our experiments, leading to a speed-up of one order of magnitude. Our verification method was also able to find adversarial cases for different input images and proximity parameter values based on incremental BMC and invariant inference, although at the cost of higher verification times when compared with DLV. From 21 experiments, the proposed approach was able to find adversarial cases in 18 of them, while 3 benchmarks timed out. In other approaches, obtaining adversarial cases of even bigger ANNs tends to be faster [26], but noise is not fully explored in code-level implementations, which can thus miss adversarial cases.

Besides, one aspect of the proposed approach fulfilled a gap in ANN verification: consideration of FWL effects. We have shown that their cumulative influence may compromise safety verification and are not even taken into account by existing tools, such as Neurify, which only considers floating-point arithmetic. For future work, we will investigate fault localization and repair techniques [3] to explain errors and make the ANN implementation robust against small noises present in the ANN inputs. Moreover, we will revisit the adversarial case generation in order to speed up this process.

REFERENCES

- [1] 2014. *Professional CUDA C Programming* (1st ed.). Wrox Press Ltd., GBR.
- [2] Renato B. Abreu, Mikhail Y. R. Gadelha, Lucas C. Cordeiro, Eddie Batista de Lima Filho, and Waldir Sabino da Silva Jr. 2016. Bounded model checking for fixed-point digital filters. *J. Braz. Comput. Soc.* 22, 1 (2016), 1:1–1:20.

- [3] Erickson Alves, Lucas Cordeiro, and Eddie Lima Filho. 2017. A method to localize faults in concurrent C programs. *Journal of Systems and Software* 132 (2017), 336–352.
- [4] Filippo Amato, Alberto López, Eladia María Peña-Méndez, Petr Vaňhara, Aleš Hampl, and Josef Havel. 2013. Artificial neural networks in medical diagnosis. *Journal of Applied Biomedicine* 11, 2 (2013), 47 – 58.
- [5] Dario Amodèi, Chris Olah, Jacob Steinhardt, Paul Christiano, John Schulman, and Dan Mané. 2016. Concrete Problems in AI Safety. (06 2016).
- [6] Clark Barrett, Aaron Stump, and Cesare Tinelli. 2010. *The SMT-LIB Standard: Version 2.0*. Technical Report.
- [7] Adam Betts, Nathan Chong, Alastair Donaldson, Shaz Qadeer, and Paul Thomson. 2012. GPUVerify: a verifier for GPU kernels. In *27th Annual Conference on Object-Oriented Programming, Systems, Languages, and Applications*. 113–132.
- [8] Armin Biere, Alessandro Cimatti, Edmund Clarke, Masahiro Fujita, and Yunshan Zhu. 1999. Symbolic Model Checking Using SAT Procedures instead of BDDs. In *36th annual Design Automation Conference*. 317–320.
- [9] Christopher Bishop. 2006. *Pattern Recognition and Machine Learning*. Springer.
- [10] Mariusz Bojarski, Davide Testa, Daniel Dworakowski, Bernhard Flepp, Prasoon Goyal, Larry Jackel, Mathew Monfort, Urs Muller, Jiakai Zhang, Xin Zhang, Jake Zhao, and Karol Zieba. 2016. End to End Learning for Self-Driving Cars. (04 2016).
- [11] Lennon C. Chaves, Iury Bessa, Hussama Ismail, Adriano Bruno dos Santos Frutuoso, Lucas C. Cordeiro, and Eddie Batista de Lima Filho. 2018. DSVerifier-Aided Verification Applied to Attitude Control Software in Unmanned Aerial Vehicles. *IEEE Trans. Reliab.* 67, 4 (2018), 1420–1441.
- [12] Lennon C. Chaves, Hussama I. Ismail, Iury V. Bessa, Lucas C. Cordeiro, and Eddie B. de Lima Filho. 2019. Verifying fragility in digital systems with uncertainties using DSVerifier v2.0. *J Syst Softw* 153, 2019 (2019), 22–43.
- [13] Sharan Chetlur, Cliff Woolley, Philippe Vandermersch, Jonathan Cohen, John Tran, Bryan Catanzaro, and Evan Shelhamer. 2014. cuDNN: Efficient Primitives for Deep Learning. (10 2014).
- [14] Lucas Cordeiro, Bernd Fischer, and João Marques-Silva. 2012. SMT-Based Bounded Model Checking for Embedded ANSI-C Software. *IEEE Trans. Software Eng.* 38, 4 (2012), 957–974.
- [15] Kevin Eykholt, Ivan Evtimov, Earlene Fernandes, Bo Li, Amir Rahmati, Chaowei Xiao, Atul Prakash, Tadayoshi Kohno, and Dawn Song. 2018. Robust Physical-World Attacks on Deep Learning Visual Classification. In *Conference on Computer Vision and Pattern Recognition*. 1625–1634.
- [16] Mikhail Gadelha, Hussama Ismail, and Lucas Cordeiro. 2017. Handling loops in bounded model checking of C programs via k-induction. *Software Tools for Technology Transfer* 19, 1 (2017), 97–114.
- [17] Mikhail Gadelha, Rafael Menezes, Felipe Monteiro, Lucas Cordeiro, and Denis Nicole. [n.d.]. ESBMC: Scalable and Precise Test-Case Generation based on the Floating-Point Theory. In *23rd International Conference on Fundamental Approaches to Software Engineering (FASE)*.
- [18] Mikhail Gadelha, Felipe Monteiro, Lucas Cordeiro, and Denis Nicole. 2019. ESBMC v6.0: Verifying C Programs Using k-Induction and Invariant Inference - (Competition Contribution). In *28th International Conference on Tools and Algorithms for the Construction and Analysis of Systems*. 209–213.
- [19] Mikhail Y. R. Gadelha, Lucas C. Cordeiro, and Denis A. Nicole. 2017. Encoding Floating-Point Numbers Using the SMT Theory in ESBMC: An Empirical Evaluation over the SV-COMP Benchmarks. In *20th Brazilian Symposium on Formal Methods: Foundations and Applications (SBMF) (LNCS, Vol. 10623)*. Springer, 91–106.
- [20] Mikhail Y. R. Gadelha, Lucas C. Cordeiro, and Denis A. Nicole. 2020. An Efficient Floating-Point Bit-Blasting API for Verifying C Programs. *CoRR abs/2004.12699* (2020).
- [21] Google. 2019. Tensor Flow. <https://www.tensorflow.org/>. [Online; accessed August-2019].
- [22] Henning Günther and Georg Weissenbacher. 2014. Incremental bounded software model checking. In *21st International SPIN Symposium on Model Checking of Software*. 40–47.
- [23] Martin Hagan, Howard Demuth, Mark Beale, and Orlando De Jesús. 1996. *Neural network design*. Vol. 20. Pws Pub. Boston.
- [24] Kelly Hayhurst. 2001. *A practical tutorial on modified condition/decision coverage*. Vol. 210876. DIANE Publishing.
- [25] Simon Haykin et al. 2009. *Neural networks and learning machines/Simon Haykin*. New York: Prentice Hall,.
- [26] Xiaowei Huang, Marta Kwiatkowska, Sen Wang, and Min Wu. 2017. Safety verification of deep neural networks. In *Computer Aided Verification*. Springer, 3–29.
- [27] IEEE. 2008. *IEEE Standard For Floating-Point Arithmetic*. IEEE 754-2008.
- [28] Kh Islam and Ram Raj. 2017. Real-Time (Vision-Based) Road Sign Recognition Using an Artificial Neural Network. *Sensors* 17, 4 (2017).
- [29] Vineet Kahlon, Chao Wang, and Aarti Gupta. 2009. Monotonic Partial Order Reduction: An Optimal Symbolic Partial Order Reduction Technique. In *Computer-Aided Verification*, Vol. 5643. 398–413.
- [30] Guy Katz, Clark Barrett, David Dill, Kyle Julian, and Mykel Kochenderfer. 2017. Reluplex: An efficient SMT solver for verifying deep neural networks. In *Computer Aided Verification*. Springer, 97–117.

- [31] Guy Katz, Corina Pasareanu, and Clark Barrett. 2017. DeepSafe: A Data-driven Approach for Checking Adversarial Robustness in Neural Networks. (10 2017).
- [32] Moez Krichen and Stavros Tripakis. 2009. Conformance testing for real-time systems. *Formal Methods in System Design* 34, 3 (2009), 238–304.
- [33] Daniel Kroening. 2018. CProver Manual. <http://www.cprover.org/cprover-manual/>. [Online; accessed September-2018].
- [34] Stanford Intelligent Systems Laboratory. 2020. NNet Repository. <https://github.com/sisl/NNet>. [Online; accessed August-2020].
- [35] Guodong Li, Peng Li, Geoffrey Sawaya, Ganesh Gopalakrishnan, Indradeep Ghosh, and Sreeranga Rajan. 2012. GKLEE: concolic verification and test generation for GPUs. In *17th Symposium on Principles and Practice of Parallel Programming*. 215–224.
- [36] Yuanzhi Li and Yang Yuan. 2017. Convergence analysis of two-layer neural networks with relu activation. In *Advances in Neural Information Processing Systems*. 597–607.
- [37] Scott Lundberg and Su-In Lee. 2017. A Unified Approach to Interpreting Model Predictions. In *Advances in Neural Information Processing Systems 30*, I. Guyon, U. Luxburg, S. Bengio, H. Wallach, R. Fergus, S. Vishwanathan, and R. Garnett (Eds.). Curran Associates, Inc., 4765–4774.
- [38] Felipe Monteiro, Erickson Alves, Isabela Silva, Hussama Ismail, Lucas Cordeiro, and Eddie de Lima-Filho. 2018. ESBMC-GPU A context-bounded model checking tool to verify CUDA programs. *Science of Computer Programming* 152 (2018), 63–69.
- [39] Felipe R. Monteiro, Mário Garcia, Lucas C. Cordeiro, and Eddie Batista de Lima Filho. 2017. Bounded model checking of C++ programs based on the Qt cross-platform framework. *Softw. Test. Verification Reliab.* 27, 3 (2017).
- [40] Abhishek Murthy, Himel Das, and Md. Ariful Islam. 2019. *Robustness of Neural Networks to Parameter Quantization*. Springer International Publishing, Cham, 146–161.
- [41] CUDA Nvidia. 2008. Cublas library. *NVIDIA Corporation, Santa Clara, California* 15, 27 (2008), 31.
- [42] Augustus Odena, Catherine Olsson, David Andersen, and Ian Goodfellow. 2019. TensorFuzz: Debugging Neural Networks with Coverage-Guided Fuzzing. In *36th International Conference on Machine Learning*. 4901–4911.
- [43] Phillipe Pereira, Higo Albuquerque, Isabela da Silva, Hendrio Marques, Felipe Monteiro, Ricardo Ferreira, and Lucas Cordeiro. 2017. SMT-based context-bounded model checking for CUDA programs. *Concurrency and Computation: Practice and Experience* 29, 22 (2017).
- [44] William Rocha, Herbert Rocha, Hussama Ismail, Lucas Cordeiro, and Bernd Fischer. 2017. DepthK: A k-Induction Verifier Based on Invariant Inference for C Programs - (Competition Contribution). In *26th International Conference on Tools and Algorithms for the Construction and Analysis of Systems*. 360–364.
- [45] Luiz Sena, Iury Bessa, Mikhail Ramalho, Lucas Cordeiro, and Edjard Mota. 2019. Incremental Bounded Model Checking of Artificial Neural Networks in CUDA. In *IX Brazilian Symposium on Computing Systems Engineering*.
- [46] Youcheng Sun, Min Wu, Wenjie Ruan, Xiaowei Huang, Marta Kwiatkowska, and Daniel Kroening. 2018. Concolic testing for deep neural networks. In *33rd International Conference on Automated Software Engineering*. 109–119.
- [47] Ankur Taly, Hayes Converse, and Corina Pasareanu. 2019. Finding Invariants in Deep Neural Networks. (04 2019).
- [48] Kaiyuan Wang, Mengshi Zhang, Corina Pasareanu, and Sarfraz Khurshid. 2018. Symbolic Execution for Deep Neural Networks. (07 2018).
- [49] Shiqi Wang, Kexin Pei, Justin Whitehouse, Junfeng Yang, and Suman Jana. 2018. Efficient Formal Safety Analysis of Neural Networks. In *Proceedings of the 32nd International Conference on Neural Information Processing Systems* (Montréal, Canada). Curran Associates Inc., 6369–6379.
- [50] Han Xiao, Kashif Rasul, and Roland Vollgraf. 2017. Fashion-MNIST: a Novel Image Dataset for Benchmarking Machine Learning Algorithms. (08 2017).
- [51] Tomoya Yamaguchi, Martin Brain, Chirs Ryder, Yosikazu Imai, and Yoshiumi Kawamura. 2019. Application Of Abstract Interpretation To The Automotive Electronic Control System. In *20th International Conference on Verification, Model Checking, and Abstract Interpretation*. 425–445.
- [52] Manchun Zheng, Michael Rogers, Ziqing Luo, Matthew Dwyer, and Stephen Siegel. 2015. CIVL: Formal Verification of Parallel Programs. In *30th International Conference on Automated Software Engineering*. 830–835.
- [53] Stephan Zheng, Yang Song, Thomas Leung, and Ian Goodfellow. 2016. Improving the robustness of deep neural networks via stability training. In *Conference on Computer Vision and Pattern Recognition*. 4480–4488.