

The relevance of pion-exchange contributions *versus* contact terms in the chiral effective field theory description of nucleon-nucleon scattering

H. Alanazi · R. Machleidt

Received: date / Accepted: date

Abstract The standard way to demonstrate the relevance of chiral symmetry for the NN interaction is to consider higher partial waves of NN scattering which are controlled entirely by chiral pion-exchanges (since contacts vanish). However, in applications of NN -potentials to nuclear structure and reactions, the lower partial waves are the important ones, making the largest contributions. Lower partial waves are sensitive to the short-range potential, and so, when the short-range contacts were to dominate over the chiral pion-contributions in lower partial waves, then the predictions from “chiral potentials” would have little to do with chiral symmetry. To address this issue, we investigate systematically the role of the (chiral) one- and two-pion exchanges, on the one hand, and the effect of the contacts, on the other hand, in the lower partial waves of NN scattering. We are able to clearly identify the signature of chiral symmetry in lower partial waves. Our study has also a pedagogical spin-off as it demonstrates in detail how the reproduction of the lower partial-wave phase shifts comes about from the various ingredients of the theory.

1 Introduction

During the past three decades, it has been demonstrated that chiral effective field theory (chiral EFT) represents a powerful tool to deal with hadronic interactions at low energy (see Refs. [1, 2, 3] for recent reviews). By construction, chiral EFT is a model-independent theory with a firm connection to QCD via the (broken) chiral symmetry of low-energy QCD. Moreover, the method is systematic in the sense that the various contributions to a particular dynamical process can be arranged as an expansion in terms of powers of the soft scale, $Q \sim m_\pi$, over the hard scale, $\Lambda_\chi \sim m_\rho$: Q/Λ_χ (where m_π denotes the

H. Alanazi, R. Machleidt
Department of Physics, University of Idaho, Moscow, ID 83844, USA
E-mail: machleidt@uidaho.edu

pion mass and m_ρ the mass of the ρ -meson). Within the chiral EFT approach, nucleon-nucleon (NN) interactions have been constructed up to fifth order of the chiral expansion (see Refs. [4, 5, 6, 7, 8, 9] for some recent examples).

These chiral NN potentials complemented by chiral three-nucleon forces have been applied in calculations of few-nucleon reactions [10, 11, 12, 13], the structure of light- and medium-mass nuclei [14, 15, 16, 17, 18, 19, 20, 21, 22, 23, 24, 25, 26, 27, 28, 29], and infinite matter [30, 31, 32, 33, 34, 35, 36, 37, 38, 39, 40, 41]—with, by and large, satisfactory results. These successes have been attributed to the chiral symmetry foundation of the potentials [42].

In the chiral EFT procedure to nuclear forces, a clear distinction is made between the long- and short-range parts of the NN potential. While the long-range part is given by one- and multi-pion exchanges, the short-range description is very different. Since the short-range nucleon structure cannot be resolved at the low energy scale characteristic for traditional nuclear physics, the short-range description consists simply of polynomials of increasing degree, also known as contact terms, which contribute exclusively in the lower partial waves of the NN interaction.

Only the pion-contributions are ruled by chiral symmetry, while the contacts are based on just the usual non-relativistic invariances and have nothing to do with chiral symmetry. Therefore, the standard way to demonstrate the relevance of chiral symmetry for the NN interaction is to consider only higher partial waves to which contacts do not make contributions and that are, thus, controlled entirely by chiral symmetry [43, 44, 45].

But, how about the lower partial waves? Here, the situation is different, because both contacts and pion-exchanges contribute. Thus, to obtain a clear picture of the role of chiral symmetry in the lower partial waves, the chiral pion-exchanges need to be disentangled from the contact contributions, which may not be easy. Nevertheless, this issue is of interest for the following reasons.

Lower partial waves are more sensitive to the short-range potential. Therefore, one may suspect that the contact contributions are dominant and simply override the pion-exchange contributions in lower partial waves.

In applications of NN -potentials to nuclear structure and reactions, the lower partial waves make the large contributions. Thus, if chiral symmetry would rule only the upper partial waves while the lower partial wave were essentially governed by the contacts, then the predictions from these “chiral potentials” for nuclear structure and reactions would have little to do with chiral symmetry. Chiral potentials would not be much different from phenomenological potentials.

Motivated by the above concerns, the purpose of this paper is to systematically investigate the role of the (chiral) one- and two-pion exchange contributions, on the one hand, and the effect of the contacts, on the other hand, in the lower partial waves of chiral NN potentials; to determine if chiral symmetry plays an essential role in those lower waves.

Besides this main physical motivation for this study, we like to point out that there is also a pedagogical spin-off to this work. We will demonstrate in

detail how the reproduction of the lower partial-wave phase shifts comes about from the various ingredients of the theory.

In Sect. 2, will present the formalism for the chiral NN potential, order by order, as it matters to the investigation of the issue, which is conducted in Sect. 3. Sect. 4 concludes the paper.

2 The chiral NN potential

2.1 Power counting

In nuclear EFT, contributions are analyzed in terms of powers of small external momenta over the large scale: $(Q/\Lambda_b)^\nu$, where Q is generic for an external momentum (nucleon three-momentum or pion four-momentum) or a pion mass and $\Lambda_b \sim 0.6$ GeV is the breakdown scale appropriate specifically for the NN problem [46]. Determining the power ν has become known as power counting. Applying (naive) dimensional analysis or Weinberg counting [47], one obtains: for the power of a connected irreducible diagram involving A nucleons [1],

$$\nu = -2 + 2A - 2C + 2L + \sum_i \Delta_i, \quad (1)$$

with

$$\Delta_i \equiv d_i + \frac{n_i}{2} - 2, \quad (2)$$

where C denotes the number of separately connected pieces and L the number of loops in the diagram; d_i is the number of derivatives or pion-mass insertions and n_i the number of nucleon fields (nucleon legs) involved in vertex i ; the sum runs over all vertexes i contained in the diagram under consideration. Note that $\Delta_i \geq 0$ for all interactions allowed by chiral symmetry.

Since we use the heavy-baryon formalism, we encounter terms which include factors of Q/M_N , where M_N denotes the nucleon mass. We count the order of such terms by the rule $Q/M_N \sim (Q/\Lambda_\chi)^2$, for reasons explained in Ref. [47].

In this paper, we are mainly concerned with the NN system ($A = 2, C = 1$), in which case the power formula collapses to the very simple expression

$$\nu = 2L + \sum_i \Delta_i. \quad (3)$$

2.2 The long-range NN potential

The long-range part of the NN potential is built up from pion exchanges, which are ruled by chiral symmetry. The various pion-exchange contributions may be analyzed according to the number of pions being exchanged between the two nucleons:

$$V_\pi = V_{1\pi} + V_{2\pi} + V_{3\pi} + \cdots, \quad (4)$$

Table 1: Basic constants used throughout this work [48].

Quantity	Value
Axial-vector coupling constant g_A	1.29
Pion-decay constant f_π	92.4 MeV
Charged-pion mass m_{π^\pm}	139.5702 MeV
Neutral-pion mass m_{π^0}	134.9766 MeV
Average pion-mass \bar{m}_π	138.0390 MeV
Proton mass M_p	938.2720 MeV
Neutron mass M_n	939.5654 MeV
Average nucleon-mass \bar{M}_N	938.9183 MeV

where the meaning of the subscripts is obvious and the ellipsis represents 4π and higher pion exchanges. For each of the above terms, we have a low-momentum expansion:

$$V_{1\pi} = V_{1\pi}^{(0)} + V_{1\pi}^{(2)} + V_{1\pi}^{(3)} + V_{1\pi}^{(4)} + V_{1\pi}^{(5)} + \dots, \quad (5)$$

$$V_{2\pi} = V_{2\pi}^{(2)} + V_{2\pi}^{(3)} + V_{2\pi}^{(4)} + V_{2\pi}^{(5)} + \dots, \quad (6)$$

$$V_{3\pi} = V_{3\pi}^{(4)} + V_{3\pi}^{(5)} + \dots, \quad (7)$$

where the superscript denotes the order ν of the expansion.

Order by order, the long-range NN potential builds up as follows:

$$V_{L\Omega} \equiv V^{(0)} = V_{1\pi}^{(0)}, \quad (8)$$

$$V_{NL\Omega} \equiv V^{(2)} = V_{L\Omega} + V_{1\pi}^{(2)} + V_{2\pi}^{(2)}, \quad (9)$$

$$V_{NNL\Omega} \equiv V^{(3)} = V_{NL\Omega} + V_{1\pi}^{(3)} + V_{2\pi}^{(3)}, \quad (10)$$

$$V_{N^3L\Omega} \equiv V^{(4)} = V_{NNL\Omega} + V_{1\pi}^{(4)} + V_{2\pi}^{(4)} + V_{3\pi}^{(4)}, \quad (11)$$

$$V_{N^4L\Omega} \equiv V^{(5)} = V_{N^3L\Omega} + V_{1\pi}^{(5)} + V_{2\pi}^{(5)} + V_{3\pi}^{(5)}, \quad (12)$$

where $L\Omega$ stands for leading order, $NL\Omega$ for next-to-leading order, etc..

2.2.1 Leading order

At leading order ($L\Omega$, $\nu = 0$), only one-pion exchange (1PE) contributes to the long range. The charge-independent 1PE is given by

$$V_{1\pi}^{(CI)}(\vec{p}', \vec{p}) = -\frac{g_A^2}{4f_\pi^2} \tau_1 \cdot \tau_2 \frac{\vec{\sigma}_1 \cdot \vec{q} \vec{\sigma}_2 \cdot \vec{q}}{q^2 + m_\pi^2}, \quad (13)$$

where \vec{p}' and \vec{p} denote the final and initial nucleon momenta in the center-of-mass system (CMS), respectively. Moreover, $\vec{q} = \vec{p}' - \vec{p}$ is the momentum transfer and $\vec{\sigma}_{1,2}$ and $\tau_{1,2}$ are the spin and isospin operators of nucleons 1 and 2. Parameters g_A , f_π and m_π denote the axial-vector coupling constant, pion-decay constant, and the pion mass, respectively. See Table 1 for their values.

Higher order corrections to the 1PE are taken care of by mass and coupling constant renormalizations. Note also that, on shell, there are no relativistic corrections. Thus, we apply 1PE in the form Eq. (13) through all orders.

The 1PE potential, Eq. (13), can be re-written as follows:

$$V_{1\pi}^{(CI)}(\vec{p}', \vec{p}) = -\frac{g_A^2}{12f_\pi^2} \boldsymbol{\tau}_1 \cdot \boldsymbol{\tau}_2 \left(\vec{\sigma}_1 \cdot \vec{\sigma}_2 - \vec{\sigma}_1 \cdot \vec{\sigma}_2 \frac{m_\pi^2}{q^2 + m_\pi^2} + \frac{S_{12}(\vec{q})}{q^2 + m_\pi^2} \right), \quad (14)$$

with tensor operator

$$S_{12}(\vec{q}) = 3 \vec{\sigma}_1 \cdot \vec{q} \vec{\sigma}_2 \cdot \vec{q} - \vec{\sigma}_1 \cdot \vec{\sigma}_2 q^2, \quad (15)$$

where the 1PE has been broken up into a zeroth order spin-spin contact term (“ δ -function term”), a spin-spin Yukawa central force, and a tensor piece. The 1PE tensor force is known to be strong, while the spin-spin central force is weak.

If one takes the charge-dependence of the 1PE into account, then, in proton-proton (pp) and neutron-neutron (nn) scattering one has

$$V_{1\pi}^{(pp)}(\vec{p}', \vec{p}) = V_{1\pi}^{(nn)}(\vec{p}', \vec{p}) = V_{1\pi}(m_{\pi^0}) \quad (16)$$

and in np scattering

$$V_{1\pi}^{(np)}(\vec{p}', \vec{p}) = -V_{1\pi}(m_{\pi^0}) + (-1)^{I+1} 2 V_{1\pi}(m_{\pi^\pm}), \quad (17)$$

where $I = 0, 1$ denotes the total isospin of the two-nucleon system and

$$V_{1\pi}(m_\pi) = -\frac{g_A^2}{4f_\pi^2} \frac{\vec{\sigma}_1 \cdot \vec{q} \vec{\sigma}_2 \cdot \vec{q}}{q^2 + m_\pi^2}. \quad (18)$$

The charge-dependence of the 1PE is of order $NL\Omega$ [1], but we include it already at order $L\Omega$ to make the comparison with the np phase-shift analyses meaningful.

2.2.2 Next-to-leading order

At next-to-leading order ($NL\Omega$, $\nu = 2$), two-pion exchange (2PE) starts and continues through all higher orders. The 2PE potential expressions will be stated in terms of contributions to the momentum-space NN amplitudes in the CMS, which takes the following general form:

$$\begin{aligned} V(\vec{p}', \vec{p}) = & V_C + \boldsymbol{\tau}_1 \cdot \boldsymbol{\tau}_2 W_C \\ & + [V_S + \boldsymbol{\tau}_1 \cdot \boldsymbol{\tau}_2 W_S] \vec{\sigma}_1 \cdot \vec{\sigma}_2 \\ & + [V_{LS} + \boldsymbol{\tau}_1 \cdot \boldsymbol{\tau}_2 W_{LS}] \left(-i \vec{S} \cdot (\vec{q} \times \vec{k}) \right) \\ & + [V_T + \boldsymbol{\tau}_1 \cdot \boldsymbol{\tau}_2 W_T] \vec{\sigma}_1 \cdot \vec{q} \vec{\sigma}_2 \cdot \vec{q} \\ & + [V_{\sigma L} + \boldsymbol{\tau}_1 \cdot \boldsymbol{\tau}_2 W_{\sigma L}] \vec{\sigma}_1 \cdot (\vec{q} \times \vec{k}) \vec{\sigma}_2 \cdot (\vec{q} \times \vec{k}), \end{aligned} \quad (19)$$

Table 2: Values of the πN LECs as determined in Ref. [50]. The c_i and \bar{d}_i are the LECs of the second and third order πN Lagrangians and are in units of GeV^{-1} and GeV^{-2} , respectively. The uncertainties in the last digit are given in parentheses after the value.

	NNL Ω	N ³ L Ω
c_1	-0.74(2)	-1.07(2)
c_2		3.20(3)
c_3	-3.61(5)	-5.32(5)
c_4	2.44(3)	3.56(3)
$\bar{d}_1 + \bar{d}_2$		1.04(6)
\bar{d}_3		-0.48(2)
\bar{d}_5		0.14(5)
$\bar{d}_{14} - \bar{d}_{15}$		-1.90(6)

where $\vec{k} = (\vec{p}' + \vec{p})/2$ is the average momentum and $\vec{S} = (\vec{\sigma}_1 + \vec{\sigma}_2)/2$ the total spin. For on-shell scattering, V_α and W_α ($\alpha = C, S, LS, T, \sigma L$) can be expressed as functions of $q = |\vec{q}|$ and $p = |\vec{p}'| = |\vec{p}|$, only.

The NL Ω 2PE is given by [43, 44]:

$$W_C = \frac{L(\tilde{\Lambda}; q)}{384\pi^2 f_\pi^4} \left[4m_\pi^2(1 + 4g_A^2 - 5g_A^4) + q^2(1 + 10g_A^2 - 23g_A^4) - \frac{48g_A^4 m_\pi^4}{w^2} \right] + \text{polynomial terms of order two}, \quad (20)$$

$$V_T = -\frac{1}{q^2} V_S = -\frac{3g_A^4}{64\pi^2 f_\pi^4} L(\tilde{\Lambda}; q) + \text{polynomial terms of order zero}, \quad (21)$$

with $w = \sqrt{4m_\pi^2 + q^2}$ and where the (regularized) logarithmic loop function is given by

$$L(\tilde{\Lambda}; q) = \frac{w}{2q} \ln \frac{\tilde{\Lambda}^2(2m_\pi^2 + q^2) - 2m_\pi^2 q^2 + \tilde{\Lambda} \sqrt{\tilde{\Lambda}^2 - 4m_\pi^2} q w}{2m_\pi^2 (\tilde{\Lambda}^2 + q^2)}. \quad (22)$$

Note that

$$\lim_{\tilde{\Lambda} \rightarrow \infty} L(\tilde{\Lambda}; q) = \frac{w}{q} \ln \frac{w + q}{2m_\pi} \quad (23)$$

results in the logarithmic loop function of dimensional regularization.

For the explicit expressions of the polynomial terms that contribute to Eqs. (20) and (21), see Ref. [43].

2.2.3 Next-to-next-to-leading order

At next-to-next-to-leading order (NNL Ω , $\nu = 3$), we have the following 2PE contributions [43,44]:

$$V_C = \frac{3g_A^2}{16\pi f_\pi^4} [2m_\pi^2(c_3 - 2c_1) + c_3q^2] (2m_\pi^2 + q^2) A(\tilde{\Lambda}; q) \\ + \text{polynomial terms of order three}, \quad (24)$$

$$W_T = -\frac{1}{q^2} W_S = -\frac{g_A^2}{32\pi f_\pi^4} c_4 w^2 A(\tilde{\Lambda}; q) \\ + \text{polynomial terms of order one}. \quad (25)$$

The loop function that appears in the above expressions, regularized by spectral-function cut-off $\tilde{\Lambda}$, is

$$A(\tilde{\Lambda}; q) = \frac{1}{2q} \arctan \frac{q(\tilde{\Lambda} - 2m_\pi)}{q^2 + 2\tilde{\Lambda}m_\pi}, \quad (26)$$

with

$$\lim_{\tilde{\Lambda} \rightarrow \infty} A(\tilde{\Lambda}; q) = \frac{1}{2q} \arctan \frac{q}{2m_\pi} \quad (27)$$

yielding the corresponding loop function of dimensional regularization.

The polynomial terms that occur in Eqs. (24) and (25) are given in Ref. [43].

In the above expressions, the πN low-energy constants (LECs), c_i , from the second order πN Lagrangian appear for the first time. We use the very precise values as determined in the Roy-Steiner analysis by Ref. [50] (Table 2).

2.2.4 Next-to-next-to-next-to-leading order

At next-to-next-to-next-to-leading order (N³L Ω , $\nu = 4$), we have many contributions which we will subdivide into separate groups.

Football diagram at N³L Ω . The 2PE football diagram at N³L Ω generates [49]:

$$V_C = \frac{3}{16\pi^2 f_\pi^4} \left[\left(\frac{c_2}{6} w^2 + c_3(2m_\pi^2 + q^2) - 4c_1 m_\pi^2 \right)^2 + \frac{c_2^2}{45} w^4 \right] L(\tilde{\Lambda}; q), \quad (28)$$

$$W_T = -\frac{1}{q^2} W_S = \frac{c_4^2}{96\pi^2 f_\pi^4} w^2 L(\tilde{\Lambda}; q). \quad (29)$$

In addition to the non-polynomial contributions shown in the above equations, there are polynomial terms of order four in the central potential and polynomial terms of order two in the tensor (and spin-orbit) potentials, which we do not show explicitly. This note applies to all N³L Ω expressions.

Leading two-loop contributions. We state the 2PE two-loop contributions in terms of their spectral functions [49]:

$$\begin{aligned} \text{Im } V_C = & \frac{3g_A^4(2m_\pi^2 - \mu^2)}{\pi\mu(4f_\pi)^6} \left[(m_\pi^2 - 2\mu^2) \left(2m_\pi + \frac{2m_\pi^2 - \mu^2}{2\mu} \ln \frac{\mu + 2m_\pi}{\mu - 2m_\pi} \right) \right. \\ & \left. + 4g_A^2 m_\pi (2m_\pi^2 - \mu^2) \right], \end{aligned} \quad (30)$$

$$\begin{aligned} \text{Im } W_C = & \frac{2\kappa}{3\mu(8\pi f_\pi^2)^3} \int_0^1 dx \left[g_A^2(\mu^2 - 2m_\pi^2) + 2(1 - g_A^2)\kappa^2 x^2 \right] \\ & \times \left\{ 96\pi^2 f_\pi^2 [(2m_\pi^2 - \mu^2)(\bar{d}_1 + \bar{d}_2) - 2\kappa^2 x^2 \bar{d}_3 + 4m_\pi^2 \bar{d}_5] \right. \\ & + [4m_\pi^2(1 + 2g_A^2) - \mu^2(1 + 5g_A^2)] \frac{\kappa}{\mu} \ln \frac{\mu + 2\kappa}{2m_\pi} \\ & + \frac{\mu^2}{12}(5 + 13g_A^2) - 2m_\pi^2(1 + 2g_A^2) \\ & - 3\kappa^2 x^2 + 6\kappa x \sqrt{m_\pi^2 + \kappa^2 x^2} \ln \frac{\kappa x + \sqrt{m_\pi^2 + \kappa^2 x^2}}{m_\pi} \\ & \left. + g_A^4 (\mu^2 - 2\kappa^2 x^2 - 2m_\pi^2) \right. \\ & \left. \times \left[\frac{5}{6} + \frac{m_\pi^2}{\kappa^2 x^2} - \left(1 + \frac{m_\pi^2}{\kappa^2 x^2} \right)^{3/2} \ln \frac{\kappa x + \sqrt{m_\pi^2 + \kappa^2 x^2}}{m_\pi} \right] \right\}, \end{aligned} \quad (31)$$

$$\begin{aligned} \text{Im } V_S = \mu^2 \text{Im } V_T = & \frac{g_A^2 \mu \kappa^3}{8\pi f_\pi^4} (\bar{d}_{15} - \bar{d}_{14}) + \frac{2g_A^6 \mu \kappa^3}{(8\pi f_\pi^2)^3} \int_0^1 dx (1 - x^2) \\ & \times \left[\frac{1}{6} - \frac{m_\pi^2}{\kappa^2 x^2} + \left(1 + \frac{m_\pi^2}{\kappa^2 x^2} \right)^{3/2} \ln \frac{\kappa x + \sqrt{m_\pi^2 + \kappa^2 x^2}}{m_\pi} \right], \end{aligned} \quad (32)$$

$$\begin{aligned} \text{Im } W_S = \mu^2 \text{Im } W_T(i\mu) = & \frac{g_A^4(4m_\pi^2 - \mu^2)}{\pi(4f_\pi)^6} \\ & \times \left[\left(m_\pi^2 - \frac{\mu^2}{4} \right) \ln \frac{\mu + 2m_\pi}{\mu - 2m_\pi} + (1 + 2g_A^2)\mu m_\pi \right], \end{aligned} \quad (33)$$

where $\kappa = \sqrt{\mu^2/4 - m_\pi^2}$. The above expressions involve the πN LECs, \bar{d}_i , from the third order πN Lagrangian. The values we apply for these LECs are shown in Table 2.

The momentum space amplitudes $V_\alpha(q)$ and $W_\alpha(q)$ are obtained from the above spectral functions via the subtracted dispersion integrals,

$$\begin{aligned} V_{C,S}(q) = & -\frac{2q^6}{\pi} \int_{2m_\pi}^{\bar{\Lambda}} d\mu \frac{\text{Im } V_{C,S}(i\mu)}{\mu^5(\mu^2 + q^2)}, \\ V_T(q) = & \frac{2q^4}{\pi} \int_{2m_\pi}^{\bar{\Lambda}} d\mu \frac{\text{Im } V_T(i\mu)}{\mu^3(\mu^2 + q^2)}, \end{aligned} \quad (34)$$

and similarly for $W_{C,S,T}$. For $\tilde{\Lambda} \rightarrow \infty$ the above dispersion integrals yield the results of dimensional regularization, while for finite $\tilde{\Lambda} \geq 2m_\pi$ we have what has become known as spectral-function regularization (SFR) [51]. The purpose of the finite scale $\tilde{\Lambda}$ is to constrain the imaginary parts to the low-momentum region where chiral effective field theory is applicable. Thus, a reasonable choice for $\tilde{\Lambda}$ is to keep it below the masses of the vector mesons $\rho(770)$ and $\omega(782)$, but above the $f_0(500)$ [also known as $\sigma(500)$] [48]. This suggests that the region 600-700 MeV is appropriate for $\tilde{\Lambda}$. Consequently, we use $\tilde{\Lambda} = 650$ MeV.

The subtracted dispersion integrals generate (besides the non-polynomial contributions) polynomial terms of order four for the central potentials and polynomial terms of order two for the tensor potentials.

Leading relativistic corrections. The relativistic corrections to the 2PE $\text{NL}\Omega$ diagrams count as $\text{N}^3\text{L}\Omega$ ($\nu = 4$) and are given by [1]:

$$V_C = \frac{3g_A^4}{128\pi f_\pi^4 M_N} \left[\frac{m_\pi^5}{2w^2} + (2m_\pi^2 + q^2)(q^2 - m_\pi^2)A(\tilde{\Lambda}; q) \right], \quad (35)$$

$$W_C = \frac{g_A^2}{64\pi f_\pi^4 M_N} \left\{ \frac{3g_A^2 m_\pi^5}{2w^2} + [g_A^2(3m_\pi^2 + 2q^2) - 2m_\pi^2 - q^2] \right. \\ \left. \times (2m_\pi^2 + q^2)A(\tilde{\Lambda}; q) \right\}, \quad (36)$$

$$V_T = -\frac{1}{q^2}V_S = \frac{3g_A^4}{256\pi f_\pi^4 M_N} (5m_\pi^2 + 2q^2)A(\tilde{\Lambda}; q), \quad (37)$$

$$W_T = -\frac{1}{q^2}W_S = \frac{g_A^2}{128\pi f_\pi^4 M_N} [g_A^2(3m_\pi^2 + q^2) - w^2]A(\tilde{\Lambda}; q), \quad (38)$$

$$V_{LS} = \frac{3g_A^4}{32\pi f_\pi^4 M_N} (2m_\pi^2 + q^2)A(\tilde{\Lambda}; q), \quad (39)$$

$$W_{LS} = \frac{g_A^2(1 - g_A^2)}{32\pi f_\pi^4 M_N} w^2 A(\tilde{\Lambda}; q). \quad (40)$$

Leading three-pion exchange The leading 3π -exchange contributions that occur at $\text{N}^3\text{L}\Omega$ have been calculated in Refs. [52,53] and are found to be negligible. We, therefore, omit them.

2.2.5 Subleading relativistic corrections

We also include the $1/M_N$ corrections of the 2PE $\text{NNL}\Omega$ diagrams. This contribution is repulsive and proportional to c_i/M_N . Since we count $Q/M_N \sim (Q/\Lambda_b)^2$, these relativistic corrections are formally of order $\text{N}^4\text{L}\Omega$ ($\nu = 5$), but we add them to our $\text{N}^3\text{L}\Omega$ potential to compensate the excessive attraction generated by the football diagram at $\text{N}^3\text{L}\Omega$ [7].

The result for this group of diagrams reads [49, 7]:

$$V_C = \frac{g_A^2 L(\tilde{A}; q)}{32\pi^2 M_N f_\pi^4} \left[(6c_3 - c_2)q^4 + 4(3c_3 - c_2 - 6c_1)q^2 m_\pi^2 + 6(2c_3 - c_2)m_\pi^4 - 24(2c_1 + c_3)m_\pi^6 w^{-2} \right], \quad (41)$$

$$W_C = -\frac{c_4}{192\pi^2 M_N f_\pi^4} \left[g_A^2 (8m_\pi^2 + 5q^2) + w^2 \right] q^2 L(\tilde{A}; q), \quad (42)$$

$$W_T = -\frac{1}{q^2} W_S = \frac{c_4}{192\pi^2 M_N f_\pi^4} \left[w^2 - g_A^2 (16m_\pi^2 + 7q^2) \right] L(\tilde{A}; q), \quad (43)$$

$$V_{LS} = \frac{c_2 g_A^2}{8\pi^2 M_N f_\pi^4} w^2 L(\tilde{A}; q), \quad (44)$$

$$W_{LS} = -\frac{c_4}{48\pi^2 M_N f_\pi^4} \left[g_A^2 (8m_\pi^2 + 5q^2) + w^2 \right] L(\tilde{A}; q). \quad (45)$$

2.3 The short-range NN potential (NN contact terms)

In the EFT approach, the short range interaction is described by contributions of the contact type, which are constrained by parity, time-reversal, and the usual invariances, but not by chiral symmetry. Only even powers of momentum are allowed because of parity and time-reversal. Thus, the expansion of the contact potential is formally given by

$$V_{ct} = V_{ct}^{(0)} + V_{ct}^{(2)} + V_{ct}^{(4)} + V_{ct}^{(6)} + \dots, \quad (46)$$

where the superscript denotes the power or order.

In operator form, the contact potentials are given by:
Zeroth-order (leading order, $L\Omega$),

$$V_{ct}^{(0)}(\vec{p}', \vec{p}) = C_S + C_T \vec{\sigma}_1 \cdot \vec{\sigma}_2. \quad (47)$$

Second order (next-to-leading order, $NL\Omega$),

$$\begin{aligned} V_{ct}^{(2)}(\vec{p}', \vec{p}) = & C_1 q^2 + C_2 k^2 + (C_3 q^2 + C_4 k^2) \vec{\sigma}_1 \cdot \vec{\sigma}_2 \\ & + C_5 [-i\vec{S} \cdot (\vec{q} \times \vec{k})] + C_6 (\vec{\sigma}_1 \cdot \vec{q})(\vec{\sigma}_2 \cdot \vec{q}) \\ & + C_7 (\vec{\sigma}_1 \cdot \vec{k})(\vec{\sigma}_2 \cdot \vec{k}). \end{aligned} \quad (48)$$

Fourth order (next-to-next-to-next-to-leading order, $N^3L\Omega$):

$$\begin{aligned} V_{ct}^{(4)}(\vec{p}', \vec{p}) = & D_1 q^4 + D_2 k^4 + D_3 q^2 k^2 + D_4 (\vec{q} \times \vec{k})^2 \\ & + [D_5 q^4 + D_6 k^4 + D_7 q^2 k^2 + D_8 (\vec{q} \times \vec{k})^2] \vec{\sigma}_1 \cdot \vec{\sigma}_2 \\ & + (D_9 q^2 + D_{10} k^2) [-i\vec{S} \cdot (\vec{q} \times \vec{k})] \\ & + (D_{11} q^2 + D_{12} k^2) (\vec{\sigma}_1 \cdot \vec{q})(\vec{\sigma}_2 \cdot \vec{q}) \\ & + (D_{13} q^2 + D_{14} k^2) (\vec{\sigma}_1 \cdot \vec{k})(\vec{\sigma}_2 \cdot \vec{k}) \\ & + D_{15} [\vec{\sigma}_1 \cdot (\vec{q} \times \vec{k}) \vec{\sigma}_2 \cdot (\vec{q} \times \vec{k})]. \end{aligned} \quad (49)$$

In terms of a partial-wave decomposition, we have up to fourth order:

$$\begin{aligned}
\langle {}^1S_0, p' | V_{ct} | {}^1S_0, p \rangle &= \tilde{C}_{1S_0} + C_{1S_0} (p^2 + p'^2) + \hat{D}_{1S_0} (p'^4 + p^4) + D_{1S_0} p'^2 p^2, \\
\langle {}^3S_1, p' | V_{ct} | {}^3S_1, p \rangle &= \tilde{C}_{3S_1} + C_{3S_1} (p^2 + p'^2) + \hat{D}_{3S_1} (p'^4 + p^4) + D_{3S_1} p'^2 p^2, \\
\langle {}^3S_1, p' | V_{ct} | {}^3D_1, p \rangle &= C_{3S_1-3D_1} p^2 + \hat{D}_{3S_1-3D_1} p^4 + D_{3S_1-3D_1} p'^2 p^2, \\
\langle {}^1P_1, p' | V_{ct} | {}^1P_1, p \rangle &= C_{1P_1} p p' + D_{1P_1} (p'^3 p + p' p^3), \\
\langle {}^3P_0, p' | V_{ct} | {}^3P_0, p \rangle &= C_{3P_0} p p' + D_{3P_0} (p'^3 p + p' p^3), \\
\langle {}^3P_1, p' | V_{ct} | {}^3P_1, p \rangle &= C_{3P_1} p p' + D_{3P_1} (p'^3 p + p' p^3), \\
\langle {}^3P_2, p' | V_{ct} | {}^3P_2, p \rangle &= C_{3P_2} p p' + D_{3P_2} (p'^3 p + p' p^3), \\
\langle {}^3P_2, p' | V_{ct} | {}^3F_2, p \rangle &= D_{3P_2-3F_2} p' p^3, \\
\langle {}^1D_2, p' | V_{ct} | {}^1D_2, p \rangle &= D_{1D_2} p'^2 p^2, \\
\langle {}^3D_1, p' | V_{ct} | {}^3D_1, p \rangle &= D_{3D_1} p'^2 p^2, \\
\langle {}^3D_2, p' | V_{ct} | {}^3D_2, p \rangle &= D_{3D_2} p'^2 p^2, \\
\langle {}^3D_3, p' | V_{ct} | {}^3D_3, p \rangle &= D_{3D_3} p'^2 p^2.
\end{aligned} \tag{50}$$

Notice that, in our notation, partial-wave contact LECs

- \tilde{C}_α are of zeroth order (there are two),
- C_α are of second order (there are seven), and
- \hat{D}_α and D_α are of fourth order (there are 15),

where α stands for a partial wave or a combination thereof. There exist linear one-to-one relations between the two \tilde{C}_α and C_S and C_T of Eq. (47), the seven C_α and the seven C_i of Eq. (48), and the 15 \hat{D}_α and D_α and the 15 D_i of Eq. (49). The relations can be found in Ref. [1].

Note that the partial-wave decomposition of Q^ν (where Q is either the momentum transfer q or the average momentum k) has an interesting property. For even ν ,

$$Q^\nu = f_{\frac{\nu}{2}}(\cos \theta), \tag{51}$$

where f_m stands for a polynomial of degree m and θ is the CMS scattering angle. The partial-wave decomposition of Q^ν for a state of orbital-angular momentum L involves the integral

$$I_L^{(\nu)} = \int_{-1}^{+1} Q^\nu P_L(\cos \theta) d \cos \theta = \int_{-1}^{+1} f_{\frac{\nu}{2}}(\cos \theta) P_L(\cos \theta) d \cos \theta, \tag{52}$$

where P_L is a Legendre polynomial. Due to the orthogonality of the P_L ,

$$I_L^{(\nu)} = 0 \quad \text{for} \quad L > \frac{\nu}{2}. \tag{53}$$

Consequently, contact terms of order zero contribute only in S -waves, while second order terms can contribute up to P -waves, fourth order terms up to D -waves, etc..

2.4 Scattering equation and regularization

The potential V is, in principal, an invariant amplitude (with relativity taken into account perturbatively) and, thus, satisfies a relativistic scattering equation, like, e. g., the Blankenbeclar-Sugar (BbS) equation [54], which reads explicitly,

$$T(\vec{p}', \vec{p}) = V(\vec{p}', \vec{p}) + \int \frac{d^3 p''}{(2\pi)^3} V(\vec{p}', \vec{p}'') \frac{M_N^2}{E_{p''}} \frac{1}{p^2 - p''^2 + i\epsilon} T(\vec{p}'', \vec{p}), \quad (54)$$

with $E_{p''} \equiv \sqrt{M_N^2 + p''^2}$. The advantage of using a relativistic scattering equation is that it automatically includes relativistic kinematical corrections to all orders. Thus, in the scattering equation, no propagator modifications are necessary when moving up in the orders.

Defining

$$\hat{V}(\vec{p}', \vec{p}) \equiv \frac{1}{(2\pi)^3} \sqrt{\frac{M_N}{E_{p'}}} V(\vec{p}', \vec{p}) \sqrt{\frac{M_N}{E_p}} \quad (55)$$

and

$$\hat{T}(\vec{p}', \vec{p}) \equiv \frac{1}{(2\pi)^3} \sqrt{\frac{M_N}{E_{p'}}} T(\vec{p}', \vec{p}) \sqrt{\frac{M_N}{E_p}}, \quad (56)$$

the BbS equation collapses into the usual, nonrelativistic Lippmann-Schwinger (LS) equation,

$$\hat{T}(\vec{p}', \vec{p}) = \hat{V}(\vec{p}', \vec{p}) + \int d^3 p'' \hat{V}(\vec{p}', \vec{p}'') \frac{M_N}{p^2 - p''^2 + i\epsilon} \hat{T}(\vec{p}'', \vec{p}). \quad (57)$$

Iteration of \hat{V} in the LS equation, Eq. (57), requires cutting \hat{V} off for high momenta to avoid infinities. This is consistent with the fact that ChPT is a low-momentum expansion which is valid only for momenta $Q \leq \Lambda_b \approx 0.6$ GeV. Therefore, the potential \hat{V} is multiplied with a regulator function $f(p', p)$,

$$\hat{V}(\vec{p}', \vec{p}) \longmapsto \hat{V}(\vec{p}', \vec{p}) f(p', p), \quad (58)$$

with

$$f(p', p) = \exp[-(p'/\Lambda)^{2n} - (p/\Lambda)^{2n}]. \quad (59)$$

For the chiral potentials applied in this investigation, we use $\Lambda = 500$ MeV [7].

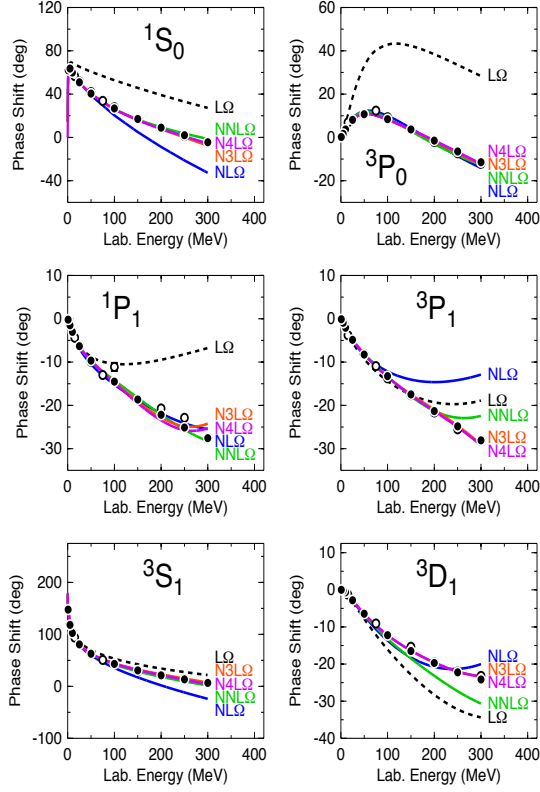


Fig. 1 Chiral expansion of np scattering as represented by the phase shifts in the $J = 0, 1$ states. Five orders ranging from $L\Omega$ to $N^4L\Omega$ are shown as denoted. The solid dots and open circles are results from the Nijmegen multi-energy np phase shift analysis [55] and GWU single-energy np analysis [56], respectively. (From Ref. [7])

3 Relevance of contact terms *versus* pion exchanges in lower partial waves

In Ref. [7], NN potentials through all orders from $L\Omega$ to $N^4L\Omega$ were constructed. There are improvements in the reproduction of the empirical phase shifts as the orders increase and an excellent agreement is achieved at orders $N^3L\Omega$ and $N^4L\Omega$, Figs. 1 and 2. Similar results have been obtained by other researchers in the field [4, 5, 6, 8, 9, 46]. Note that such fits involve two contacts at $L\Omega$ which contribute in S -waves, nine contacts at $NL\Omega$ and $NNL\Omega$ which contribute up to P -waves, and 24 contacts at $N^3L\Omega$ and $N^4L\Omega$ which contribute up to D -waves [cf. Eq. (50)]. It is the purpose of this study to analyze in detail the role of these contacts in the fits of the $L \leq 2$ phase shifts up to $N^3L\Omega$.

As discussed, the nuclear force consists essentially of two parts: the short range (Sect. 2.3) and the long range (Sect. 2.2). In chiral EFT, the long-

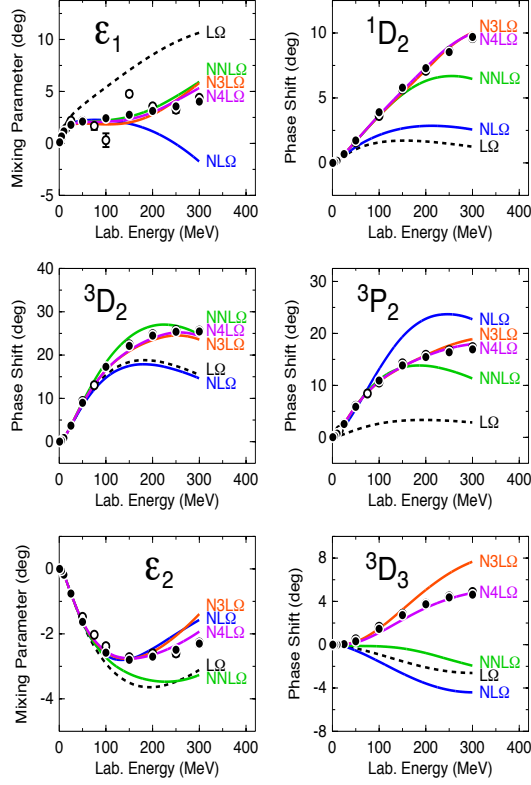


Fig. 2 Same as Fig. 1, but for $J = 2$, ϵ_1 , ϵ_2 , and 3D_3 .

range is represented by one- and multi-pion exchanges, and the short range is described by contact terms. The lower partial waves are particularly sensitive to the short range and, in fact, at $N^3L\Omega$, four contact terms contribute to each S -wave, two to each P -wave, and one to each D -wave, Eq. (50). There are no contact contributions in F and higher partial waves—at $N^3L\Omega$.

As explained in the Introduction, since lower partial waves are sensitive to the short range potential, one may suspect that the contact contributions are dominant and simply override the pion-exchange contributions in lower partial waves which, on the other hand, are the most important ones in applications of the potentials to nuclear structure and reactions.

To shed light on this issue, we will now systematically investigate the role of those contacts *versus* pion exchange in those lower partial waves of NN scattering.

In our NN potential construction, the πN LECs are not fit-parameters; they are held fixed at their values determined in πN scattering, Table 2. Therefore, the LECs of the NN contacts are the only fit parameters available to optimize the reproduction of the NN data (below 300 MeV laboratory energy). In

this investigation, we will use the contact LECs to fit specific NN low-energy parameters or phase shifts. We will consider various scenarios, namely, using contacts only or using contacts together with pion contributions of increasing chiral order. The failure to reproduce the NN data by contacts only and the improvements that occur when (chiral) pion contributions are added will reveal the relevance of chiral symmetry in those lower partial waves. To obtain maximum insight into the role that contact terms can play, we will not follow here the rule that contact and pion contributions should be of the same order. In fact, we may, for example, consider contact contributions up to fourth order alone or with just the (lowest order) 1PE or low-order 2PE added, to demonstrate what contacts can maximally achieve or not achieve. For contacts and pion exchanges, we consider orders up to $N^3L\Omega$ (fourth order).

To keep it simple at the start, we begin with the partial waves that have only one contact, namely, D -waves and, then, proceed to the more elaborate cases, P and S -waves.

3.1 D -waves

To demonstrate the relevance of the pion exchange contributions (*versus* contacts) in D -waves, we consider the following cases for which we introduce the short notation given in parenthesis.

- Contact contribution only (ct1).
- $L\Omega$ pion exchange (i. e., 1PE) only and no contact term (L0).
- $L\Omega$ 1PE plus contact term (L1).
- $NL\Omega$ pion exchanges only, no contact term (NL0).
- $NL\Omega$ pion exchanges plus contact term (NL1).
- $NNL\Omega$ pion exchanges only, no contact term (NNL0).
- $NNL\Omega$ pion exchanges plus contact term (NNL1).
- $N^3L\Omega$ pion exchanges plus contact term (NNNL1).

Our short notation (given in parenthesis) is designed such that the letters always indicate the order of the pion exchanges included and the integer states the number of contacts involved (from the contacts available for the given partial wave). Note that in D -waves, there is only one (fourth order) contact per partial wave available, Eq. (50). When we include this contact term, we fit it to the empirical phase-shift at 50 MeV laboratory energy as determined in the Nijmegen phase-shift analysis [55]. The values for the contact LECs so obtained are listed in Table 3.

Note that the chiral 2PE expressions at orders $NL\Omega$, Eqs. (20) and (21), and $NNL\Omega$, Eqs. (24) and (25), include polynomial terms up to order Q^3 [43], which do not contribute in D -waves [cf. Eq. (53) and text below the equation]. Therefore, in the cases of L1, NL1, and NNL1, the Q^4 contacts are not renormalized and represent the true corrections needed on top of the non-polynomial parts of the pion-exchanges, denoted by L0, NL0, and NNL0, respectively (Table 3 and Fig. 3).

Table 3: Contact LECs used for D -waves [cf. Eq. (50)] in units of 10^4 GeV^{-6} .

case	D_{1D_2}	D_{3D_2}	D_{3D_3}
ct1	-3.2575	-5.7202	-1.0130
L1	-1.6165	-0.0578	-1.7843
NL1	-1.2045	-0.3464	-2.3773
NNL1	-0.2068	0.2023	-1.3345
NNNL1	-2.088	-3.3804	-1.4764

The situation is different at $N^3L\Omega$. The subtracted dispersion integrals, Eq. (34), generate—besides the non-polynomial parts—polynomial terms up to fourth order. Moreover, the other $N^3L\Omega$ 2PE contributions (Sect. 2.2.4) and the contributions of Sect. 2.2.5 also include polynomial terms of $\mathcal{O}(Q^4)$. Thus, the fourth order contact term, we introduce to fit the phase shift at 50 MeV, includes a compensation for the fourth order polynomial terms generated by the 2PE contributions. Therefore, in the case of NNNL1 of Table 3, the contact LECs are “renormalized”. It is not just the correction needed besides the non-polynomial 2PE contribution at $N^3L\Omega$ to fit the D -wave phase shifts at 50 MeV, and should not be interpreted that way. In fact, the large size of the NNNL1 contact LECs shown in Table 3 indicate that the fourth order polynomial terms generated by $N^3L\Omega$ pion contributions can be sizable.

The phase shifts up to 300 MeV predicted for the various cases are shown in Fig. 3. Next we will discuss those phase shifts partial wave by partial wave.

3.1.1 The 1D_2 -wave

We start with the left 1D_2 frame in Fig. 3. When only the contact term is applied and no pion-exchanges (curve ct1) then the phase shift increases dramatically with energy indicating that the contact contribution is of very short range and completely inadequate to describe this D -wave. 1PE is weak (curve L0). Adding the contact to 1PE brings the phase shift up, but too much since obviously the contact is dominant. When 2PE contributions are added (right 1D_2 frame), the description improves with increasing order. While the $NL\Omega$ 2PE is weak and, therefore, does not lead to much improvement (cf. NL0 and NL1), the $NNL\Omega$ 2PE is known to provide a realistic intermediate-range attraction and together with the contact leads to a quantitative description (curve NNL1), and so does NNNL1. The conclusion is that the contact alone can by no means describe 1D_2 . The strong intermediate-range attraction provided by chiral 2PE at $NNL\Omega$ and $N^3L\Omega$ is crucial. As the small contact LEC in the case of NNL1 reveals (Table 3), the contact contribution is minor, while chiral 2PE rules. This example demonstrates that even when a contact term is involved, chirality can still be the major factor and show a clear signature.

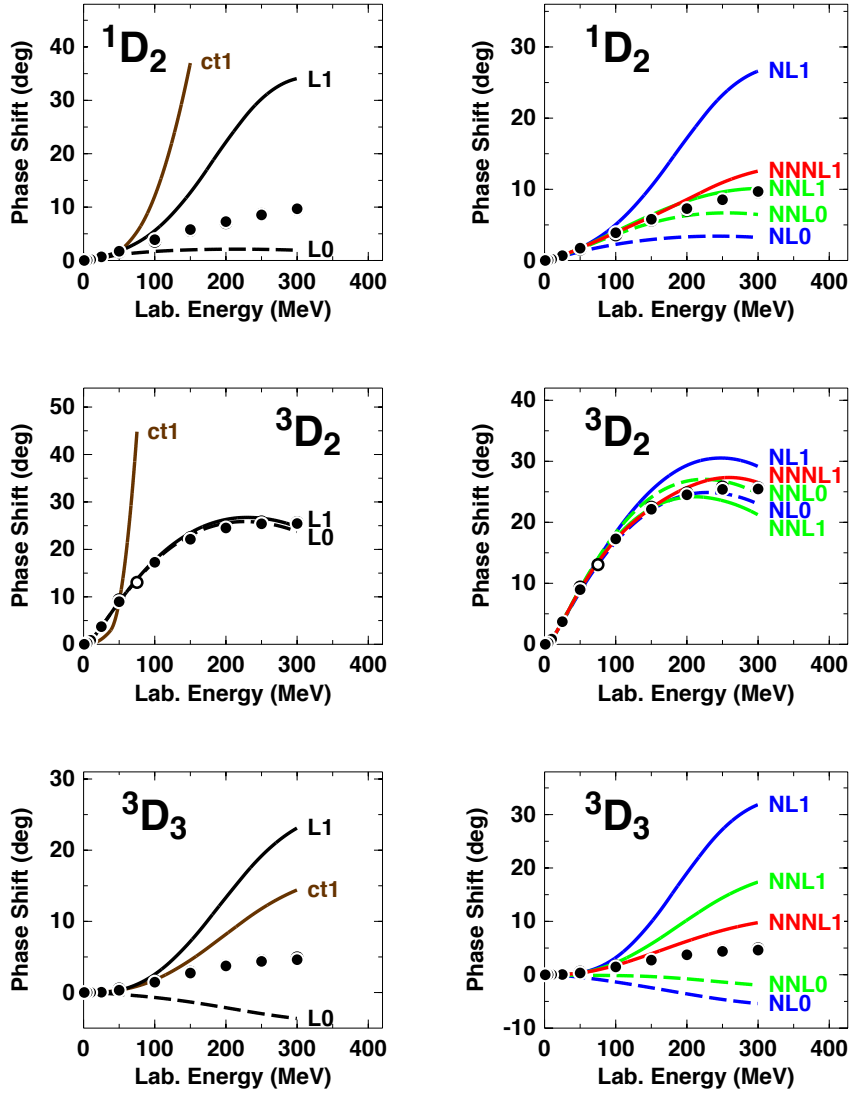


Fig. 3: D -wave phase shifts of neutron-proton scattering for the various cases discussed in the text. Solid dots and open circles as in Fig. 1.

3.1.2 The 3D_2 -wave

Also in the 3D_2 -wave, the contact contribution alone (cf. ct1 curve in the left 3D_2 frame in Fig. 3) leads to a dramatically wrong description. In this particular partial wave, the 1PE (L0 curve) happens to play a dominant role, because the matrix element of the tensor operator is 2 in this state which, in

addition, is multiplied by (-3) from the $\boldsymbol{\tau}_1 \cdot \boldsymbol{\tau}_2$ factor, resulting in an overall factor of (-6) for the pion tensor potential. As the L0 curve reveals, this large tensor contribution alone, essentially, explains the 3D_2 -wave. 2PE contributions play only a minor role (cf. right 3D_2 frame), because the (mainly) central forces provided by 2PE are small as compared to the huge tensor force contribution from 1PE in this particular wave. This scenario leaves little room for contact contributions. One-pion-exchange, the most pronounced expression of chiral symmetry, rules this wave.

3.1.3 The 3D_3 -wave

The cases ct1, L0, and L1 are inadequate similarly to what we have seen in 1D_2 . The 2PE contributions at $\text{NL}\Omega$ and $\text{NNL}\Omega$ without and with contact contribution (NL0, NNL0 and NL1, NNL1, respectively) do not lead to much improvement. Finally, with NNNL1 a more realistic result starts to develop. A quantitative description has to wait for $\text{N}^4\text{L}\Omega$ as demonstrated in the 3D_3 frame of Fig. 2. In any case, the contact alone cannot describe the 3D_3 wave, since the contact contribution is too short-ranged. Substantial intermediate-range attraction is needed, which only chiral 2PE can provide.

3.1.4 The 3D_1 -wave

Since the 3D_1 wave is coupled to 3S_1 , we will discuss it in conjunction with the coupled 3S_1 - 3D_1 - ϵ_1 system, below.

3.1.5 D -waves summary

Contacts alone can not reproduce D -waves (cf. all the ct1 cases in the left column of Fig. 3), because of the short-range nature of contact contributions, which are ill-suited for D -waves. The strong intermediate-range attraction provided by chiral 2PE at $\text{NNL}\Omega$ and $\text{N}^3\text{L}\Omega$ is crucial, unless the 1PE tensor force is dominant, which also is a reflection of chiral symmetry. For exact fits, contact corrections are needed, but they are very small. Thus, in spite of contributions from contacts, chirality makes the largest imprint on D -waves.

The D -waves are, in fact, an interesting case. On the one hand, they are not so peripheral that the (very long-ranged) 1PE is dominant and, on the other hand, their orbital angular momentum is large enough to prevent them from being too sensitive to the (short-ranged) contact potential. Thus, the D -waves are a true window on the intermediate range. Consequently, they test the reality of the (intermediate-ranged) 2PE as produced by chiral symmetry. In particular, the 1D_2 -wave demonstrates that this test is passed well.

3.2 P -waves

In P -waves, we have two contacts available per partial wave; one is of order two, C_α , and the other one is of order four, D_α [cf. Eq. (50)]. We then consider the following cases with the short notation given in parenthesis.

- One contact contribution and nothing else (ct1).
- Two contact contributions (ct2).
- $L\Omega$ pion exchange (i. e., 1PE) only and no contact term (L0).
- $L\Omega$ 1PE plus one contact term (L1).
- $L\Omega$ 1PE plus two contact terms (L2).
- $NL\Omega$ pion exchanges plus one contact term (NL1).
- $NL\Omega$ pion exchanges plus two contact terms (NL2).
- $NNL\Omega$ pion exchanges plus one contact term (NNL1).
- $NNL\Omega$ pion exchanges plus two contact terms (NNL2).
- $N^3L\Omega$ pion exchanges plus two contact terms (NNNL2).

The values for the contact LECs used in the various cases are listed in Table 4.

As mentioned, the chiral 2PE expressions at orders $NL\Omega$ and $NNL\Omega$ include polynomial terms of order Q^2 and the 2PE expressions at order $N^3L\Omega$ include polynomial terms up to order Q^4 . $\mathcal{O}(Q^2)$ and $\mathcal{O}(Q^4)$ polynomial terms do not vanish in P -waves [Eq. (53)]. These terms are absorbed by the second and fourth order contact terms. Therefore, the minimal number of contacts to be applied at $NL\Omega$ and $NNL\Omega$ is one (second order) contact and two (second and fourth order) contacts at $N^3L\Omega$. Thus, the contact LECs shown in Table 4 for NL1, NNL1, and NNNL2 are not just the corrections needed besides the genuine 2PE contributions and their size does not reflect the size of “what is missing”. However, in the cases NL2 and NNL2, the second contact included, D_α (fourth order contact), is not renormalized (since $NL\Omega$ and $NNL\Omega$ 2PE does not generate Q^4 polynomials) and, therefore, reflects a true fourth order correction.

The phase shifts up to 300 MeV that result from the various P -wave cases are shown in Fig. 4, which we will discuss now.

When we apply only one contact, we use the order two one and fit it to the empirical phase-shift at 50 MeV laboratory energy as determined in the Nijmegen phase-shift analysis [55]. When both contacts are involved, we fit the empirical phase-shifts at 50 MeV and 150 MeV (if possible).

Obviously, with just one contact term and no pion contributions (cases ct1 of the left column of Fig. 4) the description is grossly wrong in all P -waves. Adding the second contact does not lead to any improvement in 1P_1 and 3P_1 and, in fact, in these two cases it is not possible to fit the phase shift at 150 MeV. The 3P_0 and 3P_2 partial waves improve with the second contact, but are not any close to a quantitative description. Adding 1PE (L0) together with one or two contacts (L1, L2) brings about considerable improvement in most P -waves. Turning to the frames of the right column of Fig. 4 where the 2PE exchanges of various orders are added, we observe order by order improvement.

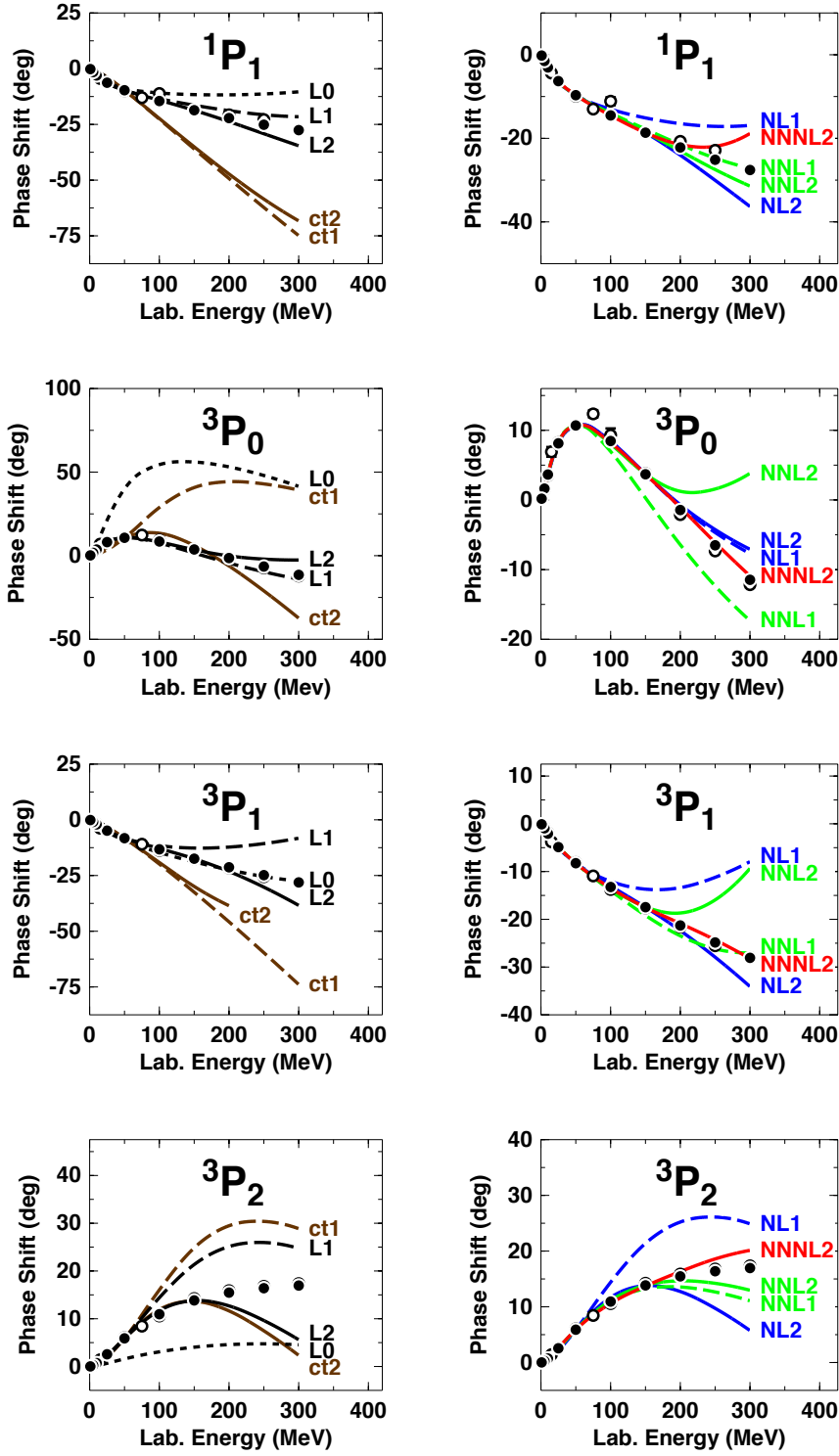


Fig. 4: P -wave phase shifts of neutron-proton scattering for the various cases discussed in the text. Solid dots and open circles as in Fig. 1.

Table 4: Contact LECs used in P -waves [cf. Eq. (50)]. Second order contacts, C_α , are in units of 10^4 GeV^{-4} , while fourth order contacts, D_α , are in units of 10^4 GeV^{-6} .

case	1P_1		3P_0		3P_1		3P_2	
	C_{1P_1}	D_{1P_1}	C_{3P_0}	D_{3P_0}	C_{3P_1}	D_{3P_1}	C_{3P_2}	D_{3P_2}
ct1	6.5533	0	-0.4631	0	4.3248	0	-0.3256	0
ct2	2.17	-5.0	-0.874	10.0	1.4127	-5.0	-0.4766	1.6
L1	0.1349	0	0.8463	0	-0.1732	0	-0.2302	0
L2	0.1613	0.95	0.8531	-0.55	-0.1480	1.58	-0.3300	1.1
NNL1	0.2295	0	1.3228	0	-0.4607	0	-0.2203	0
NNL2	0.2664	1.45	1.3234	-0.03	-0.4352	1.2	-0.3203	1.1
NNL1	0.1821	0	1.1415	0	-0.7851	0	-0.6333	0
NNL2	0.1912	0.3	1.1495	-0.95	-0.8133	-0.58	-0.6251	-0.1
NNNL2	0.1933	9.72	1.1883	4.92	-0.8105	4.74	-0.7464	5.95

1P_1 is described well in the cases of NNL1 and NNL2, while the other partial waves assume a quantitative character only when the powerfull 2PE at $N^3L\Omega$ is added (case NNNL2).

In summary, contacts alone are inadequate to describe P -waves. 1PE brings improvement, but strong chiral 2PE is needed for a quantitative description of P -waves. Thus, a clear signature of chiral symmetry can be identified in P -waves.

A note is in place on 3P_2 , since it is coupled with 3F_2 and ϵ_2 through the contact LEC $D_{3P_2-3F_2}$, Eq. (50). We found that the latter parameter has only a weak effect on the 3P_2 phase shift and, therefore, we decided to leave it out of our considerations. We kept it at zero.

3.3 The 1S_0 -wave

In the 1S_0 wave, we have available a total of four contact terms [cf. Eq. (50)], namely, one zeroth order contact, \tilde{C}_{1S_0} , one second order contact, C_{1S_0} , and two fourth order contacts, \hat{D}_{1S_0} and D_{1S_0} . When we use only one contact, we pick the zeroth order one and fit it to the np 1S_0 scattering length, $a_{np} = -23.74 \text{ MeV}$. When we apply two contacts, we fit, besides the scattering length, the 1S_0 np effective range parameter, $r_{np} = 2.70 \pm 0.05 \text{ MeV}$. With three parameters, we also try to reproduce (if possible) the empirical phase-shift at 50 MeV laboratory energy as determined in the Nijmegen phase-shift analysis [55] and, with four parameters, the phase shift at 150 MeV is included in the fit. We consider the following cases with the short notation given in parenthesis.

- One contact contribution, and nothing else (ct1).

Table 5: Columns two to five show the contact LECs used in the 1S_0 wave [cf. Eq. (50)]. The zeroth order contact \tilde{C}_{1S_0} is in units of 10^4 GeV^{-2} ; the second order contact C_{1S_0} in units of 10^4 GeV^{-4} ; and fourth order contacts \hat{D}_{1S_0} and D_{1S_0} in units of 10^4 GeV^{-6} . Column six and seven display the np scattering length, a_{np} , and effective range, r_{np} , in the 1S_0 state.

case	\tilde{C}_{1S_0}	C_{1S_0}	\hat{D}_{1S_0}	D_{1S_0}	a_{np} (fm)	r_{np} (fm)
ct1	-0.063985	0	0	0	-23.74	0.69
ct2	0.475799	4.0	0	0	-23.74	2.37
ct3	-0.158301	2.0	-6.0	0	-23.74	2.66
L1	-0.109340	0	0	0	-23.74	1.73
L2	-0.130919	1.33	0	0	-23.74	2.70
NL2	-0.146214	1.815	0	0	-23.74	2.70
NNL2	-0.152032	2.36	0	0	-23.74	2.70
NNNL4	-0.139563	2.417	-2.332	-16.74	-23.74	2.70

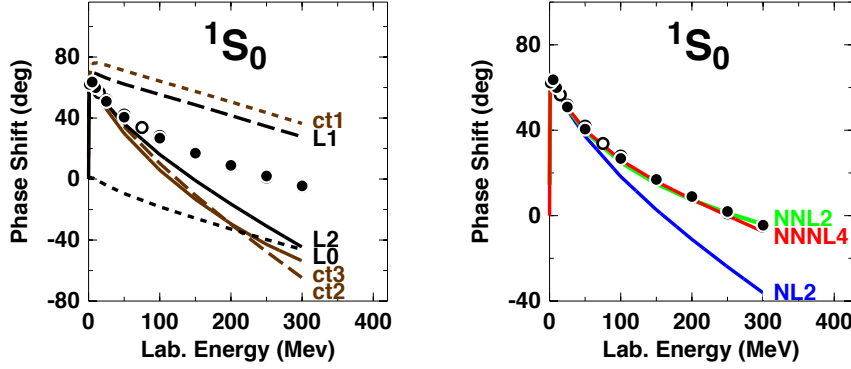


Fig. 5: 1S_0 phase shifts of neutron-proton scattering for the various cases discussed in the text. Solid dots and open circles as in Fig. 1.

- Two contact contributions (ct2).
- Three contact contributions (ct3).
- $L\Omega$ 1PE and no contact term (L0).
- $L\Omega$ 1PE plus one contact term (L1).
- $L\Omega$ 1PE plus two contact terms (L2).
- $NL\Omega$ pion exchanges plus two contact terms (NL2).
- $NNL\Omega$ pion exchanges plus two contact terms (NNL2).
- $N^3L\Omega$ pion exchanges plus four contact terms (NNNL4).

The values for the contact LECs are listed in Table 5 and the phase shifts up to 300 MeV that result from the various 1S_0 cases are shown in Fig. 5, which we will discuss now.

When only one contact term is used (fit to a_{np}) and no pion contributions (case ct1), then the 1S_0 phase shifts for intermediate energies are far above the data. Adding more contacts (cases ct2 and ct3) moves those predictions below the data. The prediction with four contacts is essentially the same as with three contacts and, therefore, not shown. Clearly, contacts alone cannot describe the 1S_0 wave at intermediate energies, no matter how many contacts one is using. 1PE alone (L0) is small and adding to it one or two contacts (cases L1 and L2) brings about predictions that are very similar to the corresponding cases with contacts alone (ct1 and ct2) and, again, adding more contacts does essentially not change anything. Thus, in 1S_0 , 1PE is obviously of very limited relevance, except for the effective range parameter, r_{np} , which is improved by 1PE (cf. Table 5). The strong part of 1PE is its tensor force, which does not contribute in singlet states where only the (weak) central force has a presence. The momentum-space 1PE includes also a constant term/contact term [see Eq. (14)], which converts into a $\delta(\vec{r})$ -function in position space. The L0 case includes the $\delta(\vec{r})$ -function contribution.

We now turn to the frame on the right of Fig. 5, where the 2PE exchanges of the various orders are added in. The NL Ω 2PE (curve NL2) does not create any improvement over the L2 case. However 2PE at NNL Ω (curve NNL2) leads to an excellent reproduction of the 1S_0 phase shifts up to 300 MeV. Adding more contacts beyond two in the cases of NL Ω and NNL Ω does not improve the description, which is why we do not show these cases. The NNNL4 case creates further subtle refinements.

We remind the reader again of the fact that the chiral 2PE expressions at orders NL Ω and NNL Ω include polynomial terms of order Q^0 and Q^2 , and the 2PE expressions at order N 3 L Ω include polynomial terms up to order Q^4 , which are always compensated by contacts of the same order. Therefore, in the case of the 1S_0 wave, the minimal number of contacts to be applied at NL Ω and NNL Ω is two (zeroth and second order) and four (of orders zero, two, and four) at N 3 L Ω . Thus, the contact LECs shown in Table 5 for NL2, NNL2, and NNNL4 are renormalized numbers whose size does not necessarily reflect the size of what is missing beyond the genuine pion exchange contributions.

In summary, contacts alone are inadequate to describe the 1S_0 -wave at intermediate energies. The strong chiral 2PE that starts at NNL Ω is needed for a quantitative description of the 1S_0 -wave. There is a clear signature of chiral symmetry in 1S_0 -wave.

3.4 The coupled 3S_1 - 3D_1 - ϵ_1 system

In the coupled 3S_1 - 3D_1 - ϵ_1 system, we have available a total of eight contact terms [cf. Eq. (50)]; namely, four for 3S_1 ($\tilde{C}_{^3S_1}$, $C_{^3S_1}$, $\hat{D}_{^3S_1}$, $D_{^3S_1}$), one for 3D_1 ($D_{^3D_1}$), and three for the 3S_1 - 3D_1 transition potential ($C_{^3S_1-^3D_1}$, $\hat{D}_{^3S_1-^3D_1}$,

Table 6: Columns two to seven show the contact LECs used in the ${}^3S_1 - {}^3D_1$ waves [cf. Eq. (50)]. The \tilde{C}_α of the zeroth order contact are given in units of 10^4 GeV^{-2} ; the C_α of second order in 10^4 GeV^{-4} ; and \hat{D}_α and D_α of fourth order in 10^4 GeV^{-6} . Column eight and nine display the triplet scattering length, a_t , and effective range, r_t , respectively, in the 3S_1 state.

case	\tilde{C}_{3S_1}	C_{3S_1}	\hat{D}_{3S_1}	D_{3S_1}	D_{3D_1}	$C_{3S_1-3D_1}$	a_t (fm)	r_t (fm)
ct1	-0.077103	0	0	0	0	0	5.42	0.68
ct5	-0.1311	2.0	-0.5	0	27.0	-1.25	5.42	1.76
L1	-0.06366	0	0	0	0	0	5.42	1.59
L5	-0.13345	0.4	-0.7	0	-2.0	0.41	5.42	1.73
NL2	-0.136835	-0.39	0	0	0	0	5.42	1.76
NL5	-0.1255	-0.5	-2.3	0	-2.3	0.1	5.42	1.73
NNL2	-0.10002	-0.335	0	0	0	0	5.42	1.75
NNL5	-0.14875	0.4	-0.1	0	-1.4	0.4	5.42	1.74
NNNL8 ^a	-0.159635	0.8233	-4.319	-19.17	-5.59	0.503	5.42	1.75

^a In the case of NNNL8, besides the six parameters given, $\hat{D}_{3S_1-3D_1} = 1.162$ and $D_{3S_1-3D_1} = 1.759$. In all other cases, $\hat{D}_{3S_1-3D_1} = D_{3S_1-3D_1} = 0$.

$D_{3S_1-3D_1}$). When we use only one of the eight contacts, we pick the zeroth order one, \tilde{C}_{3S_1} , and fit it to the 3S_1 scattering length, $a_t = 5.42 \text{ MeV}$. When we apply the two contacts \tilde{C}_{3S_1} and C_{3S_1} , we fit, besides the scattering length, the 3S_1 effective range parameter, $r_t = 1.75 \pm 0.02 \text{ MeV}$. Using the three 3S_1 parameters \tilde{C}_{3S_1} , C_{3S_1} , and \hat{D}_{3S_1} , we try to also reproduce (if possible) the empirical 3S_1 phase-shift at 50 MeV laboratory energy as determined in the Nijmegen phase-shift analysis [55]. Besides the three contact LECs mentioned, we will, in some cases, also include D_{3D_1} and $C_{3S_1-3D_1}$, which affect the 3D_1 phase shift and the ϵ_1 parameter, respectively. To prevent our investigation from becoming too involved, we do not vary the LECs D_{3S_1} , $\hat{D}_{3S_1-3D_1}$, and $D_{3S_1-3D_1}$ at orders up to NNL Ω and keep them at zero. Thus, up to NNL Ω , we will be experimenting with maximally five contacts in the 3S_1 - 3D_1 - ϵ_1 system.

We consider the following cases with the short notation given in parenthesis.

- One contact contribution, and nothing else (ct1).
- Five contact contributions (ct5).
- L Ω pion exchange (i. e., 1PE) plus one contact term (L1).
- L Ω 1PE plus five contact terms (L5).
- NL Ω pion exchanges plus two contact terms (NL2).
- NL Ω pion exchanges plus five contact terms (NL5).
- NNL Ω pion exchanges plus two contact terms (NNL2).
- NNL Ω pion exchanges plus five contact terms (NNL5).
- NNNL Ω pion exchanges plus eight contact terms (NNNL8).

The values for the contact LECs used in the various cases are listed in Table 6, and the corresponding phase shifts up to 300 MeV are shown in Fig. 6.

When only one contact term is used (fit to a_t) and no pion contributions (case ct1), then the 3S_1 phase shifts at intermediate energies are substantially above the data and r_t is off by about 1 fm. Adding one more contact (case ct2, not shown), gets r_t correct, but moves the phase shifts at intermediate energies far below the data, very similar to the case ct5 that is shown in Fig. 6. In fact, adding more contacts to the coupled system under consideration does not change the 3S_1 phase shifts up to the maximum of five contacts. Clearly, contacts alone cannot describe the 3S_1 wave at intermediate energies, no matter how many contacts one is using. However, adding 1PE (case L1) makes a big difference, getting the 3S_1 phase shifts almost right and finally perfect with more contacts (L5). This is quite in contrast to 1S_0 , where 1PE has little influence and where 1PE plus contacts never lead to a reproduction of the phase shifts. The reason for this is that, in the coupled 3S_1 - 3D_1 state, the 1PE tensor force contributes strongly which is crucial for the correct description of this coupled system.

We now turn to the 3S_1 frame on the right of Fig. 6, where the 2PE exchanges of the various orders are added, and we see that 2PE does not make much difference.

Turning to the 3D_1 phase shifts, we see again that contacts alone cannot get this partial wave right. The contact contribution is too short-ranged for this partial wave as clearly seen by the very small contribution at low energies and too strong a contribution above 150 MeV. Adding 1PE gets it right at low energies, but requires short-ranged corrections at higher energies. This can be done by contacts (case L5) or by 2PE contributions of higher order together with moderate contacts (right 3D_1 frame).

Finally, we turn to the ϵ_1 parameter, which is interesting, because it is proportional to the 3S_1 - 3D_1 transition potential created exclusively by the tensor force. 1PE generates a (too) strong tensor force (L1) which, when damped by a short ranged contact, gets it about right (L5). The 2PE of the various orders do also generate more or less tensor force contributions which require short-range contact corrections to get it right.

Thus, qualitatively, 1PE plus a short-range correction is all that is needed for the 3S_1 - 3D_1 system. Interestingly, the chiral 2PE contributions are not important in this case. The deeper reason for this is that the iteration of the 1PE tensor force in this coupled system generates a 2PE contribution that is so strong that it makes other 2PE contributions insignificant.

Because of the polynomial terms that accompany chiral 2PE contributions, in the case of the coupled 3S_1 - 3D_1 system, the minimal number of contacts to be applied at $NL\Omega$ and $NNL\Omega$ is three, namely, $\tilde{C}_{^3S_1}$, $C_{^3S_1}$, and $C_{^3S_1-^3D_1}$. In the case of $N^3L\Omega$ it is eight.

In summary, contacts alone are inadequate to describe the 3S_1 - 3D_1 - ϵ_1 system at intermediate energies. Crucial is the 1PE which, for good reasons, is called the *Leading Order* of the chiral expansion.

4 Summary and conclusions

The most characteristic feature in the design of chiral NN potentials is that the long-range part of the potential is described by one- and multi-pion exchanges which are ruled by chiral symmetry. In contrast, the short-range part consists simply of polynomial terms (“contact” terms), since the short-range nucleon structure cannot be resolved at low energies.

In the lower partial waves of NN scattering, which are the dominant ones for predictions of observables of nuclear structure and reactions, contacts as well as pion-exchanges contribute. But, since lower waves are more sensitive to the short-range, the contacts may be squashing the pion-exchange contributions, thus, diminishing the role of chiral symmetry for those predictions.

Hence, the purpose of this study was to investigate the role of the contacts, on the one hand, and the effect of the pion exchanges, on the other hand, in the lower partial waves of chiral NN potentials.

We have shown in detail, what contact terms alone can achieve. This is displayed by the brown ct curves in the left frames of Figs. 3 to 6, which all demonstrate that contacts alone are totally inadequate and do not catch anything of the nature of the nuclear force in those partial waves. Adding (chiral) 1PE yields semi-realistic results in some specific partial-wave states, where the tensor force plays an outstanding role. Such cases are the 3D_2 state and the 3S_1 - 3D_1 - ϵ_1 system that is coupled through the tensor force. Chiral 2PE at $NL\Omega$ is generally weak and, therefore, does not bring about much improvement. However, the $NNL\Omega$ 2PE is strong, creating a realistic intermediate range attraction that cannot be simulated by contacts.

This fact is also reflected in the χ^2 calculations for the fit of the NN data conducted in Ref. [7]. While the χ^2/datum at $NL\Omega$ comes out to be 51.5, at $NNL\Omega$ it is 6.3, even though in both cases the number of contact terms is the same. The improvement in the χ^2 is due to an improvement of the chiral 2PE at $NNL\Omega$. Obviously, the contacts cannot substitute the chiral terms.

For very low energies, the so-called *pionless* EFT has been developed [3], which consists only of contact terms and does not include any pion-exchange contributions. In view of our rather poor results for most of our “contacts only” fits, one may wonder, how well the pionless EFT is doing in describing NN scattering. It needs to be explained that the pionless EFT is meant to be used only for momenta less than the pion mass, say, 100 MeV/c CMS momentum or less, which is equivalent to a laboratory energy of about 20 MeV. Moreover, the pionless theory is mostly used only for S -waves. Fitting the S -waves at low energies is then understood as reproducing the two effective range parameters. As shown in Table 5, cases ct2 and ct3, the 1S_0 a_{np} and r_{np} can be reproduced o.k. with two or three contacts. Concerning 3S_1 , the ct5 case shown in Table 6 demonstrates a perfect description of a_t and r_t . Note that for just two contacts in 3S_1 , the same result is obtained (not shown in the table). Also the 1S_0 and 3S_1 phase shifts up to 25 MeV (or even 50 MeV) are reasonably close to the empirical ones, Figs. 5 and 6. But, what our fits

also show is that, when one moves above about 50 MeV, contacts only are inadequate and pion-contributions are needed in a decisive way.

In this context, it should be noted that, in the pionless theory, better fits above 50 MeV can probably be achieved if one allows, e. g., for different parametrizations in different spin-isospin channels. In the present work, we have not attempted this, but see, e. g., Ref. [57].

Finally, we also note that fitting phase shifts is not everything. The ultimate purpose of nuclear forces (in the context of nuclear structure) is to bind nuclei (with the proper binding energies). Thus, to judge the failure or success of different contributions to nuclear forces, it would be interesting to study what (combination of) contributions are needed to bind nuclei properly, where the analysis should be subdivided into the consideration of light, intermediate, and heavy nuclei. First attempts to examine light nuclei in terms of pionless forces have been started [3], but so far there have not been any comprehensive inquiries. This subject represents a very attractive topic for future research.

In conclusion, despite the fact that contact and pion-exchange contributions are entangled in the all important lower partial waves of an NN potential, we were able to disentangle them. We managed to identify and pin down many characteristic signatures of chiral symmetry that are crucial for the quantitative description of the nuclear force in those low angular momentum states. However, that does not imply that contacts are totally useless. For the accurate fit of NN quantities, like, the effective range parameters, the phase shifts at low energies, and the deuteron binding energy, contacts are needed. They play a subtle role and are like the “dot over the i”.

Acknowledgements This work was supported in part by the U.S. Department of Energy under Grant No. DE-FG02-03ER41270.

References

1. R. Machleidt and D. R. Entem, Phys. Rep. **503**, 1 (2011).
2. E. Epelbaum, H.-W. Hammer and U.-G. Meißner, Rev. Mod. Phys. **81**, 1773 (2009).
3. H. W. Hammer, S. König, and U. van Kolck, Rev. Mod. Phys. **92**, 025004 (2020).
4. M. Piarulli, L. Girlanda, R. Schiavilla, R. Navarro Pérez, J. E. Amaro, and E. Ruiz Arriola, Phys. Rev. C **91**, 024003 (2015).
5. M. Piarulli, L. Girlanda, R. Schiavilla, A. Kievsky, A. Lovato, L. E. Marcucci, Steven C. Pieper, M. Viviani, and R. B. Wiringa, Phys. Rev. C **94**, 054007 (2016).
6. B. D. Carlsson *et al.*, Phys. Rev. X **6**, 011019 (2016).
7. D. R. Entem, R. Machleidt, and Y. Nosyk, Phys. Rev. C **96**, 024004 (2017).
8. P. Reinert, H. Krebs and E. Epelbaum, Eur. Phys. J. A **54**, 86 (2018).
9. A. Ekström, G. Hagen, T. D. Morris, T. Papenbrock and P. D. Schwartz, Phys. Rev. C **97**, 024332 (2018).
10. P. Navrátil, R. Roth, and S. Quaglioni, Phys. Rev. C **82**, 034609 (2010).
11. M. Viviani, L. Girlanda, A. Kievsky, and L. E. Marcucci, Phys. Rev. Lett. **111**, 172302 (2013).
12. J. Golak *et al.*, Eur. Phys. J. A **50**, 177 (2014).
13. L. Girlanda, A. Kievsky, M. Viviani, and L. E. Marcucci, Phys. Rev. C **99**, 054003 (2019).
14. P. Navrátil, V. G. Gueorguiev, J. P. Vary, W. E. Ormand and A. Nogga, Phys. Rev. Lett. **99**, 042501 (2007).

15. R. Roth, J. Langhammer, A. Calci, S. Binder and P. Navratil, Phys. Rev. Lett. **107**, 072501 (2011).
16. R. Roth, S. Binder, K. Vobig, A. Calci, J. Langhammer and P. Navratil, Phys. Rev. Lett. **109**, 052501 (2012).
17. H. Hagen, M. Hjorth-Jensen, G. R. Jansen, R. Machleidt, and T. Papenbrock, Phys. Rev. Lett. **108**, 242501 (2012).
18. H. Hagen, M. Hjorth-Jensen, G. R. Jansen, R. Machleidt, and T. Papenbrock, Phys. Rev. Lett. **109**, 032502 (2012).
19. B. R. Barrett, P. Navratil, and J. P. Vary, Prog. Part. Nucl. Phys. **69**, 131 (2013).
20. H. Hergert, S. K. Bogner, S. Binder, A. Calci, J. Langhammer, R. Roth, and A. Schwenk, Phys. Rev. C **87**, 034307 (2013).
21. G. Hagen, T. Papenbrock, M. Hjorth-Jensen, and D. J. Dean, Rept. Prog. Phys. **77**, 096302 (2014).
22. S. Binder, J. Langhammer, A. Calci and R. Roth, Phys. Lett. B **736**, 119 (2014).
23. G. Hagen, G. R. Jansen and T. Papenbrock, Phys. Rev. Lett. **117**, 172501 (2016).
24. J. Simonis, K. Hebeler, J. D. Holt, J. Menendez and A. Schwenk, Phys. Rev. C **93**, 011302 (2016).
25. J. Simonis, S. R. Stroberg, K. Hebeler, J. D. Holt, and A. Schwenk, Phys. Rev. C **96**, 014303 (2017).
26. T. D. Morris, J. Simonis, S. R. Stroberg, C. Stumpf, G. Hagen, J. D. Holt, G. R. Jansen, T. Papenbrock, R. Roth, and A. Schwenk, Phys. Rev. Lett. **120**, 152503 (2018).
27. V. Soma, P. Navratil, F. Raimondi, C. Barbieri, and T. Duguet, Phys. Rev. C **101**, 014318 (2020).
28. J. Hoppe, C. Drischler, K. Hebeler, A. Schwenk and J. Simonis, Phys. Rev. C **100**, 024318 (2019).
29. T. H  ther, K. Vobig, K. Hebeler, R. Machleidt, and R. Roth, Phys. Lett. B **808**, 135651 (2020).
30. K. Hebeler and A. Schwenk, Phys. Rev. C **82**, 014314 (2010).
31. K. Hebeler, S. K. Bogner, R. J. Furnstahl, A. Nogga, and A. Schwenk, Phys. Rev. C **83**, 031301(R) (2011).
32. L. Coraggio, J. W. Holt, N. Itaco, R. Machleidt, and F. Sammarruca, Phys. Rev. C **87**, 014322 (2013).
33. G. Hagen, T. Papenbrock, A. Ekstr  m, K. A. Wendt, G. Baardsen, S. Gandolfi, M. Hjorth-Jensen, and C. J. Horowitz, Phys. Rev. C **89**, 014319 (2014).
34. L. Coraggio, J. W. Holt, N. Itaco, R. Machleidt, L. E. Marcucci, and F. Sammarruca, Phys. Rev. C **89**, 044321 (2014).
35. F. Sammarruca, L. Coraggio, J. W. Holt, N. Itaco, R. Machleidt, and L. E. Marcucci, Phys. Rev. C **91**, 054311 (2015).
36. R. Machleidt and F. Sammarruca, Phys. Scr. **91**, 083007 (2016).
37. C. Drischler, A. Carbone, K. Hebeler, and A. Schwenk, Phys. Rev. C **94**, 054307 (2016).
38. K. Hebeler, H. Krebs, E. Epelbaum, J. Golak and R. Skibinski, Phys. Rev. C **91**, 044001 (2015).
39. C. Drischler, K. Hebeler and A. Schwenk, Phys. Rev. Lett. **122**, 042501 (2019).
40. F. Sammarruca and R. Millerson, “Exploring the relationship between nuclear matter and finite nuclei with chiral two- and three-nucleon forces,” arXiv:2005.01958 [nucl-th].
41. W. G. Jiang, A. Ekstr  m, C. Forss  n, G. Hagen, G. R. Jansen and T. Papenbrock, “Accurate bulk properties of nuclei from $A = 2$ to ∞ from potentials with Δ isobars,” arXiv:2006.16774 [nucl-th].
42. R. Machleidt and F. Sammarruca, Eur. Phys. J. A **56**, 95 (2020).
43. N. Kaiser, R. Brockmann, and W. Weise, Nucl. Phys. **A625**, 758 (1997).
44. D. R. Entem, N. Kaiser, R. Machleidt, and Y. Nosyk, Phys. Rev. C **91**, 014002 (2015).
45. D. R. Entem, N. Kaiser, R. Machleidt, and Y. Nosyk, Phys. Rev. C **92**, 064001 (2015).
46. E. Epelbaum, H. Krebs, and Ulf-G. Me   ner, Eur. Phys. J. A **51**, 53 (2015).
47. S. Weinberg, Phys. Lett **B251**, 288 (1990); Nucl. Phys. **B363**, 3 (1991).
48. P.A. Zyla *et al.* (Particle Data Group), Prog. Theor. Exp. Phys. 2020, 083C01 (2020).
49. N. Kaiser, Phys. Rev. C **64**, 057001 (2001).
50. M. Hoferichter, J. Ruiz de Elvira, B. Kubis, and U.-G. Me   ner, Phys. Rev. Lett. **115**, 192301 (2015); Phys. Rep. **625**, 1 (2016).

-
51. E. Epelbaum, W. Glöckle, and U.-G. Meißner, Eur. Phys. J. A **19**, 125 (2004).
 52. N. Kaiser, Phys. Rev. C **61**, 014003 (2000).
 53. N. Kaiser, Phys. Rev. C **62**, 024001 (2000).
 54. R. Blankenbecler and R. Sugar, Phys. Rev. **142**, 1051 (1966).
 55. V. G. J. Stoks, R. A. M. Klomp, M. C. M. Rentmeester, and J. J. de Swart, Phys. Rev. C **48**, 792 (1993).
 56. R. A. Arndt, W. J. Briscoe, I. I. Strakovsky, and R. L. Workman, Phys. Rev. C **76**, 025209 (2007).
 57. J.-W. Chen, G. Rupak, and M. J. Savage, Nucl. Phys. A **653**, 386 (1999).

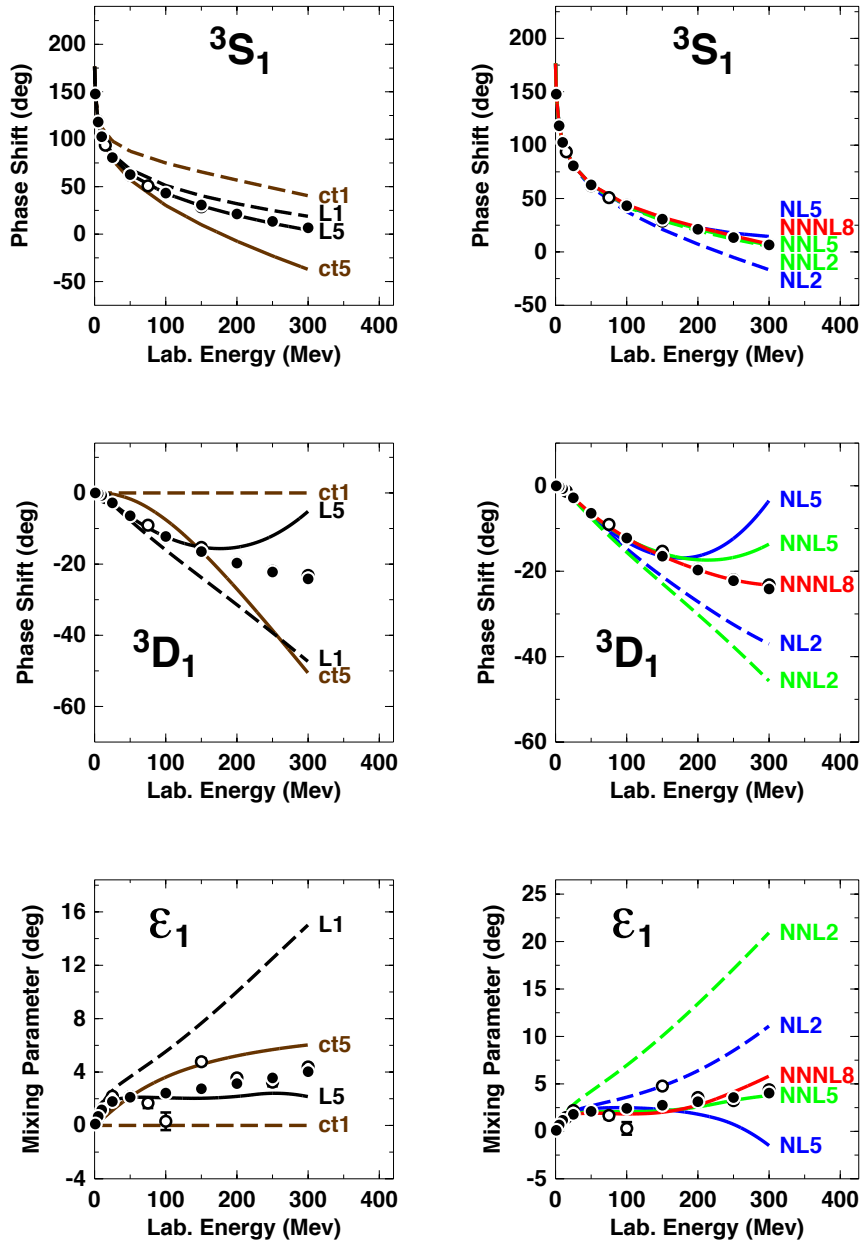


Fig. 6: 3S_1 , 3D_1 , and ϵ_1 phase parameters of neutron-proton scattering for the various cases discussed in the text. Solid dots and open circles as in Fig. 1.