

Production of D -wave states of $\bar{b}c$ quarkonium at LHC

A. V. Berezhnoy,^{1,*} I. N. Belov,^{1,2,†} and A. K. Likhoded^{3,‡}

¹*SINP MSU, Moscow, Russia*

²*Physics department of MSU, Moscow, Russia*

³*NRC “Kurchatov Institute”–IHEP, Protvino, Russia*

Hadronic production of D -wave states of $\bar{b}c$ is discussed. The relative yield of such states is estimated for kinematic conditions of LHC experiments.

I. INTRODUCTION

Recently $2S$ excitations of B_c mesons have been discovered by CMS [1–3] in $B_c\pi^+\pi^-$ spectrum. The observation has been confirmed by LHCb experiment [4]. Thus, in the opinion of the authors of [5], it has opened a new era in the spectroscopy of ordinary quarkonia. The excellent experimental results, the long known theoretical prediction, that D states can also decay to $B_c\pi^+\pi^-$ with probability $\sim 20\%$ [6] (see also [5]), and the earlier study of D -wave quarkonia production within fragmentation approximation [7] stimulate us to estimate the cross section of D -wave B_c states in hadronic interactions. It is worth to note, that the relative $B_c(2S)$ yield $\sigma(B_c(2S))/\sigma(B_c)$ published by CMS ($\sim 8\%$) is in a good agreement with our prediction ($\sim 10\%$) [8, 9]. That’s why we hope, that our prediction for relative yield of D -wave states obtained within analogous technique will fairly good describe the future experimental observation of the discussed states.

The article is organized as follows: Section II is devoted to the calculation technique description; in Section III the relative yield of D -wave B_c meson state is estimated for kinematic conditions of the LHC experiments; in Section IV we make conclusions on the possibility observation of such states at LHC; in Appendix we provide some information about D -wave B_c masses and wave functions.

*Electronic address: Alexander.Berezhnoy@cern.ch

†Electronic address: ilia.belov@cern.ch

‡Electronic address: Anatolii.Likhoded@ihep.ru

II. CALCULATION TECHNIQUE

To estimate the production amplitude of D -wave B_c states we use the analogous technique as for S and P waves, namely, we make calculation within the color singlet model neglecting the internal velocities of quarks inside quarkonium (see for details [10–24]):

$$A \sim \int d^3q \Psi^*(\mathbf{q}) \left\{ T(p_i, \mathbf{q})|_{\mathbf{q}=0} + q^\alpha \frac{\partial}{\partial q^\alpha} T(p_i, \mathbf{q})|_{\mathbf{q}=0} + \frac{1}{2} q^\alpha q^\beta \frac{\partial^2}{\partial q^\alpha \partial q^\beta} T(p_i, \mathbf{q})|_{\mathbf{q}=0} + \dots \right\}, \quad (1)$$

where T is the amplitude of four heavy quark gluonic production with momenta p_i in leading-order approximation, which is contributed by 36 Feynman diagrams; \mathbf{q} is a quark three-momentum in the B_c meson rest frame, and $\Psi(\mathbf{q})$ is the B_c meson wave function.

For D -wave states the first two terms in (1) are equal to zero, and therefore an amplitude is proportional to second derivative of the wave function at origin $R''(0)$ and second derivatives of T over \mathbf{q} . The amplitudes for the spin singlet A^{j_z} ($J = 2$, $j_z = l_z$) and for the spin triplet A^{Jj_z} ($J = 1, 2, 3$; $j_z = s_z + l_z$) can be expressed as follows (see also [7], where D -wave B_c production was studied in the fragmentation approach):

$$A^{j_z} = \frac{1}{2} \sqrt{\frac{15}{8\pi}} R_D''(0) \epsilon^{\alpha\beta}(j_z) \frac{\partial^2 M(\mathbf{q})}{\partial q^\alpha \partial q^\beta} \Big|_{\mathbf{q}=0}, \quad (2)$$

$$A^{Jj_z} = \frac{1}{2} \sqrt{\frac{15}{8\pi}} R_D''(0) \Pi^{J, \alpha\beta\rho}(j_z) \frac{\partial^2 M_\rho(\mathbf{q})}{\partial q^\alpha \partial q^\beta} \Big|_{\mathbf{q}=0}, \quad (3)$$

where

$$\Pi^{J, \alpha\beta\rho}(j_z) = \sum_{l_z, s_z} \epsilon^{\alpha\beta}(l_z) \epsilon^\rho(s_z) \cdot C_{s_z l_z}^{Jj_z}, \quad (4)$$

ϵ^ρ and $\epsilon^{\alpha\beta}$ are vector and polarization tensors and $C_{s_z l_z}^{Jj_z}$ are Clebsch-Gordan coefficients.

The states with definite spin value are constructed by operators

$$\mathcal{P}(0, 0) = \frac{1}{\sqrt{2}} \{ v_+(p_{\bar{b}} + k) \bar{u}_+(p_c - k) - v_-(p_{\bar{b}} + k) \bar{u}_-(p_c - k) \} \quad (5)$$

and

$$\mathcal{P}(1, s_z) = \begin{cases} \mathcal{P}(1, 1) = v_-(p_{\bar{b}} + k) \bar{u}_+(p_c - k) \\ \mathcal{P}(1, 0) = \frac{1}{\sqrt{2}} \{ v_+(p_{\bar{b}} + k) \bar{u}_+(p_c - k) + v_-(p_{\bar{b}} + k) \bar{u}_-(p_c - k) \} \\ \mathcal{P}(1, -1) = v_+(p_{\bar{b}} + k) \bar{u}_-(p_c - k) \end{cases} \quad (6)$$

The spinors in (5) and (6) are expressed as follows:

$$v_{\lambda_1}(p_{\bar{b}} + k) = \left(1 - \frac{k}{2m_{\bar{b}}}\right) v_{\lambda_1}(p_{\bar{b}}), \quad (7)$$

$$\bar{u}_{\lambda_2}(p_c - k) = \left(1 - \frac{\not{k}}{2m_c}\right)\bar{u}_{\lambda_2}(p_c), \quad (8)$$

where $p_{\bar{b}} = \frac{m_b}{m_b+m_c}P_{B_c}$, $p_c = \frac{m_c}{m_b+m_c}P_{B_c}$ and $k(\mathbf{q})$ is a Lorentz boost of four-vector $(0, \mathbf{q})$ to the system where B_c momentum is equal to P_{B_c} .

Amplitudes and their derivatives have been calculated numerically. To simplify calculations we square and summarize amplitude, keeping only spin value $S = 0$ or $S = 1$. Amplitude squared for spin-singlet state with $S = 0$ (1^3D_2) is given by the following equation:

$$\begin{aligned} \mathbb{P} = & \left(\frac{5}{16\pi}\right) |R_D''(0)|^2 \times \\ & \left[\left(\left| \frac{\partial^2 M_{S=0}}{\partial q_x^2} \right|^2 + \left| \frac{\partial^2 M_{S=0}}{\partial q_y^2} \right|^2 + \left| \frac{\partial^2 M_{S=0}}{\partial q_z^2} \right|^2 \right) \right. \\ & + 3 \left(\left| \frac{\partial^2 M_{S=0}}{\partial q_x \partial q_y} \right|^2 + \left| \frac{\partial^2 M_{S=0}}{\partial q_x \partial q_z} \right|^2 + \left| \frac{\partial^2 M_{S=0}}{\partial q_y \partial q_z} \right|^2 \right) \\ & - \text{Re} \left(\frac{\partial^2 M_{S=0}}{\partial q_x^2} \frac{\partial^2 M_{S=0}^*}{\partial q_y^2} + \frac{\partial^2 M_{S=0}}{\partial q_x^2} \frac{\partial^2 M_{S=0}^*}{\partial q_z^2} + \right. \\ & \left. \left. + \frac{\partial^2 M_{S=0}}{\partial q_y^2} \frac{\partial^2 M_{S=0}^*}{\partial q_z^2} \right) \right]. \quad (9) \end{aligned}$$

Sum of amplitudes squared for spin-triplet states with $S = 1$ (1^3D_1 , 1^3D_2 , 1^3D_3) is presented below:

$$\begin{aligned} \mathbb{V} = & \left(\frac{5}{16\pi}\right) |R_D''(0)|^2 \times \\ & \sum_{s_z}^{-1,0,1} \left[\left(\left| \frac{\partial^2 M_{S=1,s_z}}{\partial q_x^2} \right|^2 + \left| \frac{\partial^2 M_{S=1,s_z}}{\partial q_y^2} \right|^2 + \left| \frac{\partial^2 M_{S=1,s_z}}{\partial q_z^2} \right|^2 \right) \right. \\ & + 3 \left(\left| \frac{\partial^2 M_{S=1,s_z}}{\partial q_x \partial q_y} \right|^2 + \left| \frac{\partial^2 M_{S=1,s_z}}{\partial q_x \partial q_z} \right|^2 + \left| \frac{\partial^2 M_{S=1,s_z}}{\partial q_y \partial q_z} \right|^2 \right) \\ & - \text{Re} \left(\frac{\partial^2 M_{S=1,s_z}}{\partial q_x^2} \frac{\partial^2 M_{S=1,s_z}^*}{\partial q_y^2} + \frac{\partial^2 M_{S=1,s_z}}{\partial q_x^2} \frac{\partial^2 M_{S=1,s_z}^*}{\partial q_z^2} + \right. \\ & \left. \left. + \frac{\partial^2 M_{S=1,s_z}}{\partial q_y^2} \frac{\partial^2 M_{S=1,s_z}^*}{\partial q_z^2} \right) \right]. \quad (10) \end{aligned}$$

A more rigorous consideration of this process within NRQCD [25] implies that the final meson is no longer a $\bar{b}c$ pair rather a superposition of Fock states:

$$|B_c(1^1D_2)\rangle = O(1)|\bar{b}c(|^1D_2, \mathbf{1})\rangle + O(v)|\bar{b}c(|^1P_1, \mathbf{8})g\rangle + O(v^2)|\bar{b}c(|^1S_0, \mathbf{8} \text{ or } \mathbf{1})gg\rangle + \dots \quad (11)$$

$$|B_c(1^3D_j)\rangle = O(1)|\bar{b}c(|^3D_j, \mathbf{1})\rangle + O(v)|\bar{b}c(|^3P_{j'}, \mathbf{8})g\rangle + O(v^2)|\bar{b}c(^3S_1, \mathbf{8} \text{ or } \mathbf{1})gg\rangle + \dots \quad (12)$$

where $\mathbf{1}$ and $\mathbf{8}$ refer to color singlet and color octet states of the quark pair.¹ The NRQCD local 4-fermion operators $\mathcal{O}_1^{B_c(1^1D_2)}(^1D_2)$ and $\mathcal{O}_1^{B_c(1^3D_j)}(^3D_j)$ relevant for the first terms in the expansions (11) and (12) are related to the quarkonium wave function $R_D''(0)$:

$$\langle \mathcal{O}_1^{B_c(1^1D_2)}(^1D_2) \rangle \approx \frac{75N_c}{4\pi} |R_D''(0)|^2, \quad (13)$$

$$\langle \mathcal{O}_1^{B_c(1^3D_j)}(^3D_j) \rangle \approx \frac{15(2j+1)N_c}{4\pi} |R_D''(0)|^2. \quad (14)$$

Therefore production of the first components in the expansions (11) and (12) can be described by formulae obtained from (1).

By analogy with the fragmentation case [7], it can be shown that within NRQCD the contributions to the gluonic production of the second and third terms in (11) and (12) are of the same order on α_s and v , as contribution of the first terms, and therefore they should be also included. Having an experience in calculation of gluonic production of S - and P -wave $\bar{b}c$ color singlets, it is not too difficult to calculate the hard parts of appropriate production amplitudes for S - and P -wave $\bar{b}c$ color octets. Unfortunately the soft part of such amplitudes can not be estimated, because values of the relevant NRQCD operators are unknown. That's why in this work we are confined to calculating of the color singlet contribution.

The calculation results have been tested for Lorentz invariance and gauge invariance. As it was already noted, the calculations were conducted within the method very close to ones applied for calculations of S - and P -wave states. While results of the latest calculations have been verified many times by other research groups [11–13, 16–19, 21, 22, 24] we have tried to minimize the possibility of error in our new work.

III. ESTIMATIONS OF RELATIVE YIELD

For the numerical estimations of cross sections we involve the wave functions and masses listed in Table I (see also Table IV where the predictions for masses of D -wave excitations are presented). Radial wave functions in origin for $1S$ and $1D$ states are taken from works [5],

¹ As noted in [7], in the above Fock state expansion there are also other $O(v^2)$ states, e.g., $|QQ(^3D_j, \mathbf{8} \text{ or } \mathbf{1})gg\rangle$, but their production will be further suppressed by powers of v .

Table I: B_c -meson parameters involved in calculations.

B_c -states	m_b	m_c	$ R(0) ^2, R''(0) ^2$ [5]	$ R(0) _{\text{eff}}^2, R''(0) _{\text{eff}}^2$ [26, 27]	$ R(0) _{\text{eff}}^2, R''(0) ^2$ [28, 29]
1S	4.80 GeV	1.50 GeV	1.994 GeV ³	1.49 GeV ³	0.74 GeV ³
1D	5.20 GeV	1.80 GeV	0.0986 GeV ⁷	0.116 GeV ⁷	0.055 GeV ⁷

[26, 27], and [28, 29]. Following most of the previous research on this topic, we fix the mass values of quarks in such a way as the mass of final $\bar{b}c$ quarkonium is correct. We are motivated by the fact, that relative yield of $2S$ excitations was described quite well within this choice.

Using the wave function values from [5] and choosing the quark masses as in Table I we predict, that relative yield of $B_c(1D)$ with respect to the direct $B_c(1S)$ in gluonic fusion is about $0.5 \div 1.3$ %. One can get these values from the Table II, where the cross section values for gluonic production are presented at different gluonic energies. As it is shown in Figure 1 the distributions over transverse momentum for D -wave states are quite similar to ones for S -wave states. It is worth mentioning, that the predicted ratio of states with spin $S = 1$ ($1^3D_1, 1^3D_2, 1^3D_3$) v.s. states with spin $S = 0$ (1^1D_2) is in approximate accordance with a simple spin counting rule (see ratios in Table III):

$$\frac{\sigma(1^3D_1 + 1^3D_2 + 1^3D_3)}{\sigma(1^1D_2)} \sim \frac{3 + 5 + 7}{5} = 3. \quad (15)$$

This feature allows us to use the prediction of quasipotential model [26, 27] where wave functions are essentially different for $1^3D_1, 1^3D_2, 1^3D_3$ and 1^1D_2 states, as well as for 1^3S_1 and 1^1S_0 states, even if contributions of different D states are not estimated separately. For this case we can approximately estimate the cross section ratio averaging wave function values according to spin counting rules (see Table I):

$$|R''_D(0)|_{\text{eff}}^2 = \frac{3|R''_{1^3D_1}(0)|^2 + 5|R''_{1^3D_2}(0)|^2 + 7|R''_{1^3D_3}(0)|^2 + 5|R''_{1^1D_2}(0)|^2}{20}, \quad (16)$$

$$|R_S(0)|_{\text{eff}}^2 = \frac{|R''_{1^1S_0}(0)|^2 + 3|R_{1^3S_1}(0)|^2}{4}. \quad (17)$$

Usage of (16) and (17) calculated within approach [26, 27] leads to a little bit more optimistic values: the discussed relative yield is approximately 1.6 times higher. Another model, based

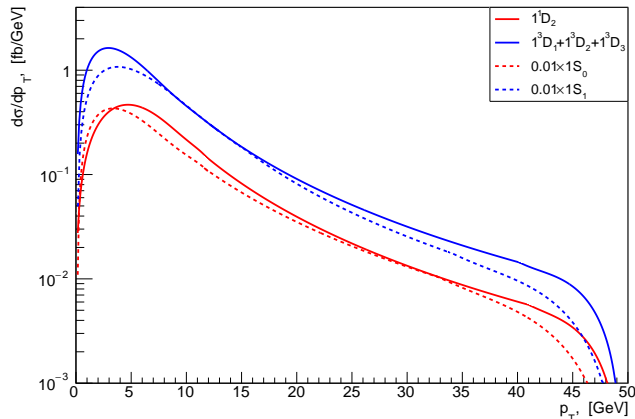


Figure 1: Gluonic cross sections $\sigma(gg \rightarrow B_c + X)$ dependence on transverse momentum at $\sqrt{s_{gg}} = 100$ GeV. Solid lines: D -wave states; dashed lines: S -wave states scaled by 0.01.

Table II: Gluonic cross sections at different energies; values are performed with $\alpha_S = 0.1$ and wave functions from [5].

$\sqrt{s_{gg}}$, GeV	σ_{gg} , pb	
	1S	1D
20	1.97	0.009
30	2.90	0.024
50	2.64	0.029
70	1.98	0.024
100	1.44	0.019
150	0.904	0.006

on quasipotential approach [28, 29], predicts essentially smaller values for wave functions (see Table I and Table V of Appendix). However this difference almost disappears when estimating the relative yield. The usage of wave functions from [28, 29] increases the final value by factor 1.5 comparing to [5].

To obtain the proton-proton cross sections the gluonic cross sections were convoluted with CT14 PDFs [30]:

$$\sigma_{pp} = \int \sigma_{gg}(\hat{s}_{gg}, \mu) f_{g1}(x_1, \mu) f_{g2}(x_2, \mu) dx_1 dx_2. \quad (18)$$

To decrease uncertainties due to the scale choice and QCD corrections we present a relative yield of 1D states with respect to 1S states. The calculations are performed for forward and central kinematic regions. The forward one is restricted by cuts $2 < \eta < 4.5$, $p_T < 10$ GeV and nearly corresponds to LHCb conditions, while the central one is restricted by cuts $2 < \eta < 4.5$, $p_T < 10$ GeV, $|\eta| < 2.5$, $10 < p_T < 50$ GeV and approximately corresponds to CMS or ATLAS conditions. The proton-proton energy of collision is fixed at 13 TeV.

The systematic uncertainty of the calculations is estimated with variation of the scale in the range $E_T/2 < \mu < 2E_T$. It is well seen in the Figures 2 and 3 that relative yields are hardly dependent on scale variation. As it is seen in Table III within the applied model (color singlet, gluon fusion subprocess) the relative yield value depends on kinematics: for the central region

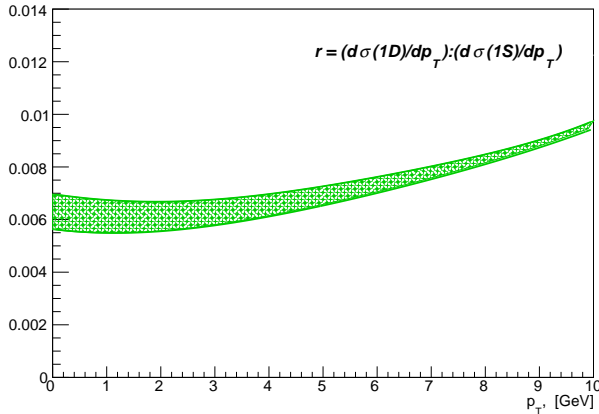


Figure 2: r dependence on p_T at different scales for forward kinematics:
 $2 < \eta < 4.5$, $p_T < 10$ GeV.

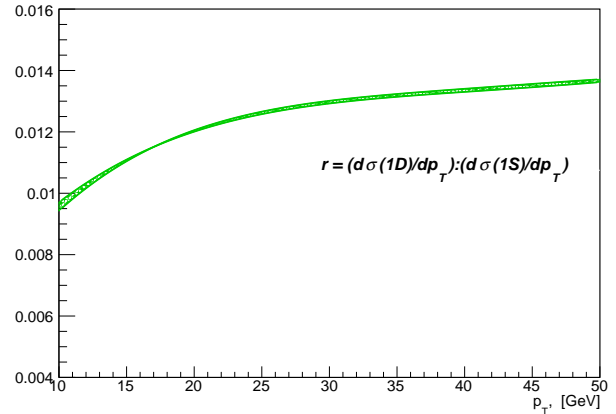


Figure 3: r dependence on p_T at different scales for central kinematics:
 $|\eta| < 2.5$, $10 \text{ GeV} < p_T < 50 \text{ GeV}$.

Table III: Relative yields for D -wave B_c mesons for forward and central kinematic regions at LHC; the wave functions set [5] is applied.

kinematic region	$\sigma(1^3S_1) / \sigma(1^3S_0)$	$\sigma(1^3D_j) / \sigma(1^1D_2)$	$\sigma(1D) / \sigma(1S)$, %
$2 < \eta < 4.5$, $p_T < 10$ GeV	2.4	3.0	$0.6 \div 0.7$
$ \eta < 2.5$, $10 \text{ GeV} < p_T < 50$ GeV	2.4	2.3	$1.0 \div 1.1$

it is approximately twice as large. The use of the wave functions set [26, 27] or [28, 29] increases the predicted yield for D -wave states to $1 \div 1.8$ %.

IV. CONCLUSIONS

$B_c(2S)$ excitations have been observed at LHC in $B_c\pi^+\pi^-$ spectrum [1–4], and this result stimulated us to estimate possibilities to search for $B_c(D)$ excitations in the same spectrum. At very large statics it would be possible to distinguish two peaks in $B_c\pi^+\pi^-$ mass: one peak near 7000 GeV formed by 1^1D_2 state and another one near 6930 GeV formed by 1^1D_1 , 1^1D_2 and 1^1D_3 states decaying to $B_c^*\pi^+\pi^-$ with further radiative decay $B_c^* \xrightarrow{\gamma} B_c$. Also the D -wave B_c excitations could be found in cascade radiative decays $B_c(1D) \xrightarrow{\gamma} B_c(1P) \xrightarrow{\gamma} B_c(1S)$.

We estimate $B_c(D)$ states yield in hadronic production as $0.6 \div 1.8\%$ with respect to the direct production of $1S$ states for the chosen mass values. To convert this ratio into the more

representative ratio of D -wave states yield to the yield of all B_c mesons, one should divide it by a factor of about 1.5, that leads to values $0.4 \div 1.1\%$. Our estimations for D -wave states of B_c in hadronic production do not contradict the analogous estimations within fragmentation approach [7]. We think that the significant experimental excess over the expected value will indicate an essential contribution of the color octet states to the production.

We have to conclude that observation of the discussed states at LHC is quite challenging experimental task due to the small relative yield.

Authors would like to thank V. Galkin and A. Martynenko for help and useful discussions. The work was supported by RFBR (grant # 20-02-00154 A). The work of I. Belov was supported by “Basis” Foundation (grant # 20-2-2-2-1).

Appendix: Wave functions and spectroscopy of the D -wave B_c states

In this Appendix we present the masses of D -wave states of B_c meson predicted within different models [6, 31–38]. As well we present the wave functions gained within the quasipotential approaches [26, 27] and [28, 29].

Table IV: Predictions for masses of D -wave B_c meson states in MeV.

State	EQ [6]	GKLT [31]	ZVR [32]	FUI [33]	EFG [34]	GI [35]	MBV [36]	SJSCP [37]	LLGZ [38]
1^1D_2	7009	...	7020	7023	6994	...
1^3D_1	7012	7008	7010	7024	7072	7028	6973	6998	7020
1^3D_2	7012	...	7030	7025	6997	...
1^3D_3	7005	7007	7040	7022	7081	7045	7004	6990	7030
$1 D'_2$...	7016	7079	7036	7003	...	7032
$1 D_2$...	7001	7077	7041	6974	...	7024

Table V: B_c meson wave functions within the quasipotential models [26, 27] and [28, 29].

B_c state	$ R(0) ^2, R''(0) ^2$ [26, 27]	$ R(0) ^2, R''(0) ^2$ [28, 29]
1^1S_0	2.68 GeV ³	0.97 GeV ³
1^3S_1	1.09 GeV ³	0.66 GeV ³
1^1D_2	0.078 GeV ⁷	0.055 GeV ³
1^3D_1	0.314 GeV ⁷	
1^3D_2	0.098 GeV ⁷	
1^3D_3	0.061 GeV ⁷	

-
- [1] A. M. Sirunyan et al. (CMS), Phys. Rev. Lett. **122**, 132001 (2019), 1902.00571.
 - [2] A. M. Sirunyan et al. (CMS) (2020), 2008.08629.
 - [3] A. M. Sirunyan et al. (CMS) (2020), CMS-PAS-BPH-19-001.
 - [4] R. Aaij et al. (LHCb) (2019), 1904.00081.
 - [5] E. J. Eichten and C. Quigg, Phys. Rev. **D99**, 054025 (2019), 1902.09735.
 - [6] E. J. Eichten and C. Quigg, Phys. Rev. **D49**, 5845 (1994), hep-ph/9402210.
 - [7] K.-m. Cheung and T. C. Yuan, Phys. Rev. **D53**, 3591 (1996), hep-ph/9510208.
 - [8] A. Berezhnoy and A. Likhoded, PoS **QFTHEP2013**, 051 (2013), 1307.5993.
 - [9] A. V. Berezhnoy, I. N. Belov, A. K. Likhoded, and A. V. Luchinsky, Mod. Phys. Lett. **A34**, 1950331 (2019), 1904.06732.
 - [10] A. Berezhnoy, A. Likhoded, and M. Shevlyagin, Phys.Atom.Nucl. **58**, 672 (1995), hep-ph/9408284.
 - [11] C.-H. Chang, Y.-Q. Chen, G.-P. Han, and H.-T. Jiang, Phys.Lett. **B364**, 78 (1995), hep-ph/9408242.
 - [12] A. Berezhnoy, A. Likhoded, and O. Yushchenko, Phys.Atom.Nucl. **59**, 709 (1996), hep-ph/9504302.
 - [13] K. Kolodziej, A. Leike, and R. Ruckl, Phys.Lett. **B355**, 337 (1995), hep-ph/9505298.
 - [14] A. Berezhnoy, V. Kiselev, and A. Likhoded, Z.Phys. **A356**, 79 (1996), hep-ph/9602347.
 - [15] A. Berezhnoy, V. Kiselev, A. Likhoded, and A. Onishchenko, Phys.Atom.Nucl. **60**, 1729 (1997), hep-ph/9703341.
 - [16] S. Baranov, Phys.Rev. **D56**, 3046 (1997).
 - [17] S. Baranov, Phys.Atom.Nucl. **60**, 1322 (1997).
 - [18] A. Berezhnoy, V. Kiselev, and A. Likhoded, Phys.Atom.Nucl. **60**, 100 (1997).
 - [19] C.-H. Chang, J.-X. Wang, and X.-G. Wu, Phys.Rev. **D70**, 114019 (2004), hep-ph/0409280.
 - [20] A. Berezhnoy, Phys.Atom.Nucl. **68**, 1866 (2005), hep-ph/0407315.
 - [21] C.-H. Chang, C.-F. Qiao, J.-X. Wang, and X.-G. Wu, Phys.Rev. **D72**, 114009 (2005), hep-ph/0509040.
 - [22] C.-H. Chang, J.-X. Wang, and X.-G. Wu, Comput.Phys.Commun. **175**, 624 (2006), hep-ph/0604238.

- [23] A. Berezhnoy, A. Likhoded, and A. Martynov, *Phys.Rev.* **D83**, 094012 (2011), 1011.1555.
- [24] Y.-N. Gao, J. He, P. Robbe, M.-H. Schune, and Z.-W. Yang, *Chin. Phys. Lett.* **27**, 061302 (2010).
- [25] G. T. Bodwin, E. Braaten, and G. P. Lepage, *Phys. Rev. D* **51**, 1125 (1995), [Erratum: *Phys.Rev.D* **55**, 5853 (1997)], hep-ph/9407339.
- [26] D. Ebert, R. N. Faustov, and V. O. Galkin, *Eur. Phys. J.* **C71**, 1825 (2011), 1111.0454.
- [27] V. O. Galkin (2020), private communications: wave functions values for Bc(D) states.
- [28] A. V. Berezhnoy, A. P. Martynenko, F. A. Martynenko, and O. S. Sukhorukova, *Nucl. Phys. A* **986**, 34 (2019), 1902.04435.
- [29] V. O. Galkin (2021), private communications: wave functions values for Bc(D) states.
- [30] S. Dulat, T. J. Hou, J. Gao, M. Guzzi, J. Huston, P. Nadolsky, J. Pumplin, C. Schmidt, D. Stump, and C. P. Yuan, *EPJ Web Conf.* **120**, 07003 (2016).
- [31] S. Gershtein, V. Kiselev, A. Likhoded, and A. a. Tkabladze, *Phys.Usp.* **38**, 1 (1995), hep-ph/9504319.
- [32] J. Zeng, J. W. Van Orden, and W. Roberts, *Phys. Rev.* **D52**, 5229 (1995), hep-ph/9412269.
- [33] L. P. Fulcher, *Phys. Rev.* **D60**, 074006 (1999), hep-ph/9806444.
- [34] D. Ebert, R. N. Faustov, and V. O. Galkin, *Phys. Rev.* **D67**, 014027 (2003), hep-ph/0210381.
- [35] S. Godfrey, *Phys.Rev.* **D70**, 054017 (2004), hep-ph/0406228.
- [36] A. P. Monteiro, M. Bhat, and K. B. Vijaya Kumar, *Int. J. Mod. Phys.* **A32**, 1750021 (2017), 1607.07594.
- [37] N. R. Soni, B. R. Joshi, R. P. Shah, H. R. Chauhan, and J. N. Pandya, *Eur. Phys. J.* **C78**, 592 (2018), 1707.07144.
- [38] Q. Li, M.-S. Liu, L.-S. Lu, Q.-F. Lü, L.-C. Gui, and X.-H. Zhong (2019), 1903.11927.