

Learning Hidden Chemistry with Deep Neural Networks

Tien-Cuong Nguyen^d, Van-Quyen Nguyen^a, Van-Linh Ngo^c, Quang-Khoat Than^c, Tien-Lam Pham^{a,b,*}

^aPhenikaa Institute for Advanced Study (PIAS), Phenikaa University, Yen Nghia, Ha Dong Dist., Hanoi 10000, Vietnam

^bFaculty of Computer Science, Phenikaa University, Yen Nghia, Ha Dong Dist., Hanoi, 10000, Vietnam

^cHanoi University of Science and Technology, 1, Dai Co Viet, Hai Ba Trung Dist., Hanoi, Vietnam

^dVNU-University of Science, 334 Nguyen Trai, Thanh Xuan Dist., Hanoi, Vietnam

Abstract

We demonstrate a machine learning approach to extract hidden chemistry/physics for the discovery of new materials. In this work, we propose a novel method for learning hidden knowledge from materials data, i.e., developing machine learning models to represent the likelihood of a local structure, which includes an atom in a chemical environment, to be stable in a material. The deep neural networks are trained for acquiring information from the central atom and its environment to predict the likelihood. The models are then employed to establish recommendation systems that suggest a list of atoms for an environment in a structure, and we use these recommended atoms to replace the center atom of the environment to produce a new structure. Based on the recommendations we propose an approach for dissimilarity measurement between atoms. We illustrate that this dissimilarity can reflect the chemistry of the elements with hierarchical cluster analysis and the visualization with the Multidimensional Scaling algorithm. Finally, our models are employed to discover new materials, from a well known magnetic material, Nd₂Fe₁₄B. Our models propose 108 new materials, 70 of which are confirmed to be formable by first-principles calculations.

Keywords: Deep learning, Materials Informatics, Materials Discovery, materials similarity

1. Introduction

The studies to develop new novel materials for modern applications are the central issues of materials science. For years researchers have put a lot of effort into discovering the nature of materials systems and their properties and then searching for novel materials. Researchers normally utilize his or her knowledge in physics and/or chemistry, as a set of chemical/physical rules, for guiding the search for certain types of materials. However, the diversity of materials systems is not often represented in some simple sets of chemical/physical laws, especially for the cases of lanthanide and transition-metal alloys. Recent developments in computational or experimental materials data, and computing techniques, allow machine learning algorithms, especially deep learning, to be able to represent hidden complex chemical/physical concepts [1, 2, 3, 1, 4, 5, 6, 7, 8, 9, 10, 11, 12]. In the last decade, in materials research, it has been marked with the emergence of a new research field named as "materials informatics". One of the main interests in materials informatics is to utilize machine learning algorithms to represent or to extract hidden chemistry/physics and then for developing new materials.

The search for new materials is normally considered as the work of exploring the phase spaces or potential energy surfaces (PESs) to discover minimum-energy combinations of atoms. However, the exhaustive search of all possibilities on PESs is

computationally expensive and almost impossible with current computing ability. For years, chemists have tried to summarize knowledge of chemistry as chemical rules for the local structures for molecules and solids. For instance, the octet rules for determining the structure of organics molecules have been used widely in chemistry. However, the diversity of chemistry can not be simply represented in a small set of heuristic rules. Hence, it is highly desired to discover the hidden chemistry/physics of materials to capture the diversity of nature for finding a new combination of atomic configurations as novel materials for our modern industry.

Various optimization methods have successfully applied to predict new materials: random search [13, 14, 15], basin hopping [16], genetic algorithm [17, 18, 19], and particle-swarm optimization [20, 21]. And recently, Bayesian optimization is also employed for selecting potential candidates from a number of hypothesized materials [22]. Recently, the utilization of advanced machine learning algorithms in materials science with open-accessible datasets [23, 24, 25, 26, 27, 28] are expected to accelerate the process of developing new materials for modern technologies. Ceder and colleagues [4, 1] proposed methods to measure the similarity between ions and utilized it to estimate the substitution possibilities. However, these methods require the expert label of substitutions in terms of binary indicator functions. Although the development of machine learning methods for the discovery of new materials has been considered as an active research field, one still highly desires robust models that automatically learn for representing hidden chemical or physical rules from data without expert labeling processes.

*Corresponding author

Email address: lam.phamtien@phenikaa-uni.edu.vn (Tien-Lam Pham)

In this work, we propose a novel method for learning hidden knowledge from materials data. We develop models to estimate the possibility that an atom combines with a chemical environment in a stable material. Hereafter, we define the pair of a center atom and its environment as a local structure, and the possibility of the local structure appearing in a material as the likelihood of local structures. We adopt deep neural networks to represent the likelihood of local structures. We employ our one-hot vectors representing the valence electron configuration to represent atoms [2, 3] and the Voronoi diagram analysis to determine the chemical environments of atoms in materials. We use two multi-layer perceptrons for converting information from the center atoms and their environments to extract the embedding features. These features are concatenated to form the feature vectors of the local structures, then we use another multilayer perceptron to represent the likelihood of local structures, as seen in Fig. 1.

We train the deep neural networks to build recommendation systems that suggest a list of atoms for an environment in a structure, and we use these recommended atoms to replace the atoms in the structure to produce a new structure. Based on the recommended atoms, we propose a novel approach for estimating the dissimilarity in chemistry between elements. We demonstrate that this dissimilarity can capture the chemistry of the elements with a hierarchical clustering analysis and the latent feature extraction with a Multidimensional Scaling algorithm. The hierarchical clustering can separate lanthanide elements from transition-metals, and there are distinguished patterns for 3d, 4d, and 5d elements in the latent space derived by Multidimensional Scaling. Finally, our models are employed to suggest the substitutions for generating new materials by single substitutions from $\text{Nd}_2\text{Fe}_{14}\text{B}$ which is discovered by Sagawa [29]. We employ an ensemble of models to suggest 108 new materials and 70 materials are confirmed to be formable (converged to minimum-energy configurations) by first-principles calculations. It is worth noting that our approach requires no expert labeling process. The paper is organized as follows: we first describe the representation of local structures, models for learning likelihood of structures, and data used for training models; we then present the main results and discussion; and finally, we summarize our study in the conclusion section.

2. Methodology

2.1. Local structures representation

We have developed a novel descriptor, named Orbital field matrix (OFM) [2, 3], for the representation of local structures and solids to apply machine learning algorithms for mining hidden knowledge from materials dataset [2, 3, 9, 30]. In our methods, a local structure is considered as center atoms and its environments which are neighboring atoms arranged in a certain order. To determine the neighboring atoms of an atom we set a cutoff radius and all the atoms inside the sphere of the cutoff radius centered at the position of the atom. The 3D Voronoi analysis is performed and the Voronoi polyhedra associated with the center atom is determined. We define the neighboring atoms as the atoms that share the same faces with the center atom.

To utilize machine learning, one needs to define feature vectors which convey the primitive information of atoms and corresponding chemical environments. From fundamental chemistry, it is well known that the valence electron configuration determines the properties of an element and its compounds. To encode the information of atoms, we therefore design feature vectors adopting the information of atoms by their valence-electron configuration. We employ the one-hot encoding to represent the valence-electron configurations, \vec{O}_a , using a dictionary comprising the valence subshell orbitals: $D = \{s^1, s^2, p^1, p^2, \dots, p^6, d^1, d^2, \dots, d^{10}, f^1, f^2, \dots, f^{14}\}$, in which the superscript indicates the number of electrons in the subshells. For instance, the Fe atom with valence electron configuration $3d^64s^2$ is represented by a 32-vector with all elements are zero, except the second and 14th elements corresponding to the s^2 and d^6 subshells, respectively, are set to one.

We define the environment of an atom as its neighboring atoms defined by O’Keeffe [31] which is derived by the Voronoi diagram analysis [2]. We integrate the one-hot vectors of neighboring atoms to encode the chemical environment. The feature vectors of the environments, \vec{O}_e , are defined as the weighted sum of feature vectors of neighboring atoms:

$$\vec{O}_e = \sum_k w_k O_a^{(k)}, \quad (1)$$

in which k is the index of a neighboring atom, $O_a^{(k)}$ is the one-hot vector of k^{th} neighbor atom, and w_k is the weight associated with the neighbor atoms. Intuitively, the solid angle which is defined by the center atom and the faces of the Voronoi polyhedra includes the information of the interaction of the center atoms and their neighboring atoms. We define the weight is the function of the solid angles and the distances: $w_k = w_k(\theta_k, r_k)$, where θ_k and r_k are the solid angle and distance to the central atom, respectively. In current work, we intend to use only the information of valence electron configuration and the geometry of local structures, so r_k is ignored: $w_k = \frac{\theta_k}{\theta_{\max}}$, where θ_{\max} is the maximum solid angle among those between the central atom and the neighbor atoms. And we define the features vector for the environments as follows:

$$\vec{O}_e = \sum_k \frac{\theta_k}{\theta_{\max}} O_a^{(k)}. \quad (2)$$

It is worth noting that our definition of the chemical environments can capture information of chemistry of the local structures with the information of the valence electrons and their symmetry given by Voronoi polyhedra.

2.2. Modeling likelihood Local-structure

We develop deep deep neural networks to present the hidden concept of the chemistry of molecules and solids, namely the possibility of a local structure to be in a stable material. We name this possibility as the likelihood of local structures, and the model scheme is depicted in Fig. 1. In this model, the primitive information of an atom and its environment, i.e., their input feature vectors, are transformed into latent space

with predefined dimensions by using independent feature extractors. We use two multilayer perceptrons to build feature extractors for the center atoms and their corresponding chemical environments. The one-hot vectors encoding the valence electron configuration of atoms are the input vectors for the center atoms. The feature vectors defined by Eq. 2 are the input for the chemical environments. Once the input vectors of atoms and environments flow through the feature extractors, we obtain embedding feature vectors in latent spaces. We concatenate these embedding feature vectors to make the feature vectors for the local structures. The feature vectors of the local structures are finally put into another multilayer perceptron with one output neuron for the likelihood of local structure. Since our model presents the likelihood of local structures from OFM, we name the model as DeepOFM.

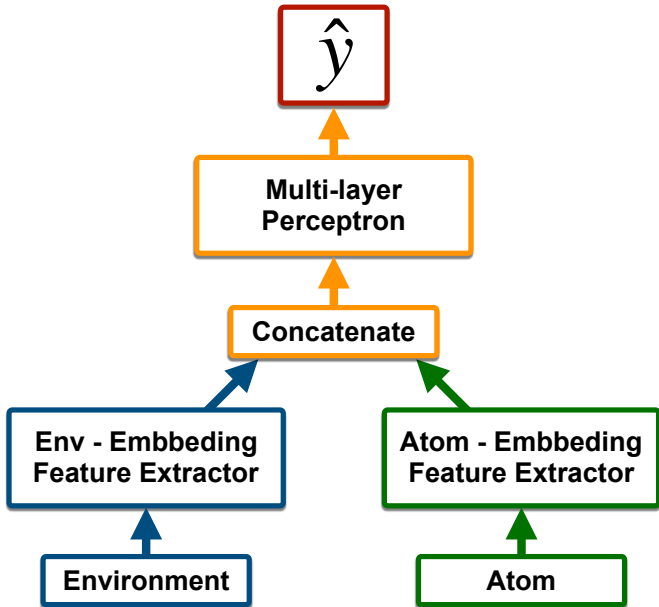


Figure 1: Model for learning likelihood of the local structures: the embedding feature extraction for environments and center atoms (blue and green), the likelihood of local structures estimation (yellow), and the arrow representing the flow of information (tensors).

For extracting embedding features of the environment and atoms, we use neural networks with a single hidden layer. We examine the dimensions of 4, 8, 16, or 32 for embedding features, i.e., the number of outputs neurons of 4, 8, 16, or 32 are investigated. As seen in Fig. 1 the embedding features of atoms and environments are then concatenated to make feature vectors for the pairs. These vectors are fed to two layers perceptron with 128 neurons in each layer, and then the information, i.e. output of the final layer is passed to a sigmoid output which represents the likelihood of the pairs. We examine various activation functions for our model including “relu”, “tanh”, “sigmoid” for the feature extractors and the network for the representation of the likelihood of local structures. The binary-cross entropy loss function and ADAGRAD optimizer with a batch size of 32 are employed for training models for 100 epochs.

Table 1: Recall (%) of the recommendation for the environments in the test set:

Settings	top 1	top 2	top 3	top 4	top 5	score
ReLU-4	42.1	46.6	50.3	53.3	56.9	0.864
ReLU-8	42.7	47.1	51.1	54.7	57.4	0.869
ReLU-16	41.9	47.4	52.5	56.3	59.3	0.871
ReLU-32	42.7	48.2	52.8	55.7	58.3	0.864
Sigmoid-4	42.4	47.3	52.1	55.1	58.5	0.852
Sigmoid-8	39.5	47.0	51.0	54.3	57.4	0.856
Sigmoid-16	38.6	47.2	52.0	54.4	57.2	0.853
Sigmoid-32	39.4	48.7	53.9	57.3	60.5	0.861
Tanh-4	34.6	46.4	52.1	55.8	58.5	0.856
Tanh-8	41.9	46.8	50.1	53.5	56.5	0.842
Tanh-16	38.0	45.4	49.1	52.2	56.0	0.859
Tanh-32	41.8	47.3	51.3	54.0	56.6	0.842

2.3. Data

We are focusing on the search for new combinations of lanthanide transition metal compounds for new permanent magnets. To build a dataset for training our deep neural network, we collect data from OQMD [23] repository version 1. We query compounds consist of (1) two type of transition metals (TT), (2) lanthanide atoms and transition-metal atoms (LAT), (3) LAT and light atoms (X atoms), and (4) TT and X atoms. The transition metals are collected from following list: {Sc, Ti, V, Cr, Mn, Fe, Co, Ni, Cu, Zn, Y, Zr, Nb, Mo, Tc, Ru, Rh, Pd, Ag, Cd, Hf, Ta, W, Re, Os, Ir, Pt, Au}, lanthanides from {La, Ce, Pr, Nd, Pm, Sm, Eu, Gd, Tb, Dy, Ho, Er, Tm, Yb, Lu}, and X elements from {B, C, N, O}. Finally, we obtain a dataset of more than 4,000 alloys with 1510 LATX, 1311 TTX, 692 LAT, 707 TT compounds. This dataset is named LATX. From the dataset, we obtain 24494 unique local structures for training the models for likelihood of local structures.

3. Results and discussion

3.1. Learning hidden chemistry

To train our models, we make negative examples by randomly pairing the environments and atoms which have not paired to form the local structures in the training set of 24494 local structures. For each environment, we randomly select n_s atoms to make negative examples, and we examine $n_s = 2, 3, 4, 5$. Our preliminary examination indicates that $n_s = 2$ is suitable for training our model. Combining negative and positive examples we obtain the dataset of 73482 local structures. We randomly divide this dataset into a training set (80%) and testing set (20%).

For evaluating our model, we recommend top-k atoms to each environment by the likelihood estimated using our model, and count the number of environments with their center atoms which are correctly predicted in the top-k. The recall, R_k , of the recommendation is calculated as the following equation: $R_k = \frac{n_k^c}{n^c}$, where n_k^c is the number of environments whose center atoms are correctly recommended, and n^c is the number of environments in the testset.

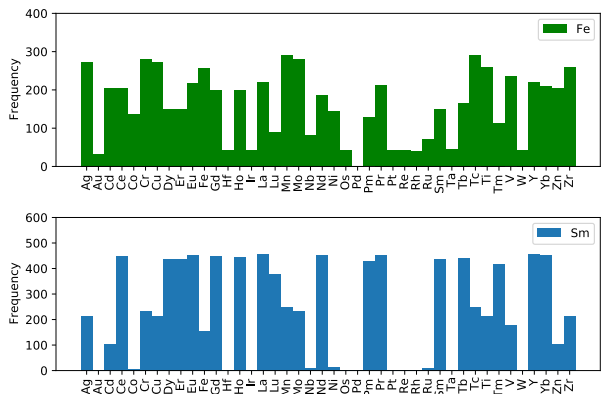


Figure 2: The recommendations distribution for Fe (upper) and Sm (lower) by counting the number of recommended substitutions by elements in the reference set for Fe and Sm using the model with Relu activation and 32 embedding feature for center atoms and environments.

It is intuitive that elements which share more common chemical properties can be highly substituted for each other. Our models are trained to estimate the likelihood of local structures, so we can utilize it to recommend substitution atoms for an atom then estimate the similarity between elements. For each element, say A, we collect all the environments of A in all materials in the RTX dataset and use our model to calculate the likelihood of an atom replacing A in the environments. We use the likelihood threshold of 0.5 to select atoms for replacing A in its environments. Hence, we employ a set of elements, as a reference set, and count the number of times an element in this set is recommended for substituting A as a representation of chemistry of A. In this work, we use {Ag Au Cd Ce Co Cr Cu Dy Er Eu Fe Gd Hf Ho Ir La Lu Mn Mo Nb Nd Ni Os Pd Pm Pr Pt Re Rh Ru Sm Ta Tb Tc Ti Tm V W Y Yb Zn Zr} as the reference set of elements.

We take Fe and Sm as examples: by pairing all environments of Fe and Sm in the RTX dataset with the reference set, we obtain 16968 and 19782 new local structures from Fe and Sm, respectively. We employ the model with Relu activation and 32 embedding features for atoms and environments to calculate the likelihood of these proposed local structures. Eliminating all the local structures with the likelihood less than 0.6, we obtain 3448 and 5787 replacements for Fe and Sm, respectively. By counting the number of the appearance of an element in the reference set, we can obtain the distribution of recommended replacement for Fe and Sm, as seen in Fig. 2. We can clearly see that in many cases, such as Ni, Co, Os, etc., an element is recommended for Fe but is not recommended for Sm. We can consider the distribution as seen in Fig. 2 as a representation of the chemistry of Fe and Sm. To quantitatively compare the chemistry of elements, Fe and Sm in this case, we employ the Jensen-Shanon divergence which is widely used in comparing two distributions.

Once we have the distribution of recommendations for element A and B are $p(i)$ and $q(j)$, respectively, where i and j are the elements in the reference set. The Jensen-Shanon diver-

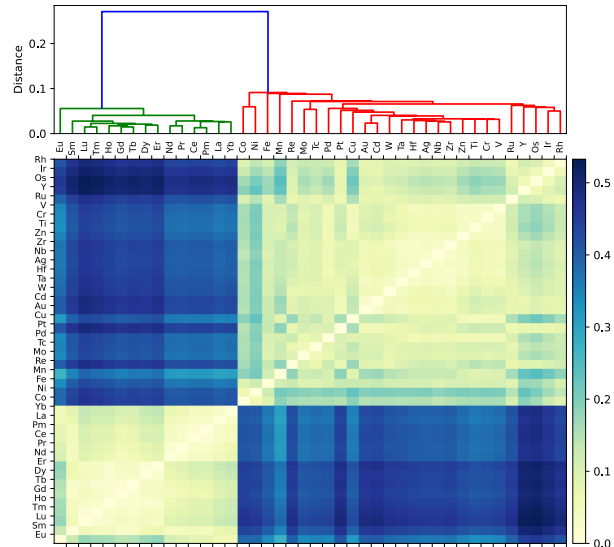


Figure 3: Distance matrix and dendrogram of elements by using Jensen-Shanon divergence and the model with Relu activation and 32 embedding feature for center atoms and environments

gence is calculated as follows:

$$JSD(A||B) = \frac{1}{2} \sum_i p(i) \ln \left(\frac{p(i)}{q(i)} \right) + \frac{1}{2} \sum_i q(i) \ln \left(\frac{q(i)}{p(i)} \right), \quad (3)$$

where $JSD(A||B)$ is Jensen-Shanon divergence of the distribution of A and B. The Jensen-Shanon divergence is a measurement of the difference distribution of A and B, i.e., it is an assessment of the dissimilarity in the chemistry of A and B. By using Eq. 3 and the distributions obtained from the model with Relu activation and 32 embedding features, we estimate the dissimilarity of Co and Fe is 0.092 and that of Fe and Sm is 0.399. It is interesting to note that our dissimilarity measurements are in good agreement with the fact that Co and Fe are 3d elements and share many common properties, whereas Fe and Sm are quite different in chemistry. This result is a good indication that our DeepOFM model can learn hidden chemistry from materials data.

By using Jensen-Shannon divergence, we can obtain a dissimilarity matrix for all elements in the reference set, which is a measurement of distance in chemistry of the elements. We apply hierarchical cluster analysis to the elements with this dissimilarity matrix. Upper panel Fig. 3 shows the *dendrogram* from the hierarchical cluster analysis, which conveys the hierarchical relationship between the group of elements. Within the hierarchical clustering, we define the group of elements based on the distance between them. For instance, with the dendrogram in Fig. 3, if we select the distance threshold of 0.15 we can divide the reference set into two groups: the red lines and the green lines. Surprisingly, by doing this we can clearly separate the reference set into lanthanides elements and transition-metal elements. This is strong evidence that DeepOFM model have been learning a deep chemistry of elements in the RTX dataset.

As seen above, our dissimilarity measurement can be a good assessment of chemistry difference between elements. It there-

tures. It means that the selected new structures are structures suggested by all models using 4, 8, 16, and 32 embedding features. By using this procedure we obtain 108 new structures for validation using first-principles simulations. By carefully investigating original atoms in the host structure and the atoms recommended for substitution, we realize that Nd can be substituted by Sc, Y, Sm, Yb, La, Eu, Gd, Dy, Ce, Pr, and Er, whereas Fe is suggested to be replaced by Ni and Co. Surprisingly, our models do not suggest any R or T to replace B in $\text{Nd}_2\text{Fe}_{14}\text{B}$. This observation is an indication that our model can learn hidden chemistry of RTX dataset to predict atoms for substitution.

Table 2: Number of recommended substitutions by using Relu Sigmoid, and Tanh activation functions with number of embedding features of 4, 8, 16 and 32

	4	8	16	32
Relu	388	364	428	252
Sigmoid	452	448	252	292
Tanh	468	744	276	148

We perform DFT simulations to evaluate the stability of our 108 recommended structures. We use PBE functional [33] for approximating exchange-correlation of electrons, and plane-wave functions as basis functions, with the cutoff energy of 90 Ry, for expanding electronic states. We employ PAW pseudopotentials [34, 35] for modeling core electrons. All new materials are fully relaxed with energy convergence of 1.0×10^{-6} Ry. All simulations are performed using the quantum-espresso package[36, 37]. Among 108 recommended structures, we obtain 70 structures converging to minimum-energy structures.

4. Conclusions

We propose DeepOFM for representing the likelihood of a local structure to be stable in a material. We employ neural networks to represent the likelihood of local structures. The models are then employed to recommend a list of atoms for an environment in a structure, these atoms are used to replace the atoms in the structure to produce a new structure. We develop a similarity measurement between elements by using our recommendation systems. It is demonstrated that this dissimilarity can reflect the chemistry of the elements with a hierarchical clustering analysis and the latent feature extraction with the Multidimensional Scaling algorithm. We apply our models to determine the substitution atom for atom in $\text{Nd}_2\text{Fe}_{14}\text{B}$ to create new materials. Our models propose 108 new materials and 70 materials are confirmed to be formable by first-principles calculations.

Acknowledgments

This research is funded by Vietnam National Foundation for Science and Technology Development (NAFOSTED) under grant number 103.01-2019.30.

References

References

- [1] G. Hautier, C. Fischer, V. Ehrlacher, A. Jain, G. Ceder, Data mined ionic substitutions for the discovery of new compounds, *Inorganic Chemistry* 50 (2) (2011) 656–663.
- [2] T. Lam Pham, H. Kino, K. Terakura, T. Miyake, K. Tsuda, I. Takigawa, H. Chi Dam, Machine learning reveals orbital interaction in materials, *Sci Technol Adv Mater* 18 (1) (2017) 756–765.
- [3] T.-L. Pham, N.-D. Nguyen, V.-D. Nguyen, H. Kino, T. Miyake, H.-C. Dam, Learning structure-property relationship in crystalline materials: A study of lanthanide–transition metal alloys, *J. Chem. Phys* 148 (20) (2018) 204106.
- [4] L. Yang, G. Ceder, Data-mined similarity function between material compositions, *Phys. Rev. B* 88 (2013) 224107.
- [5] P. V. Balachandran, A. A. Emery, J. E. Gubernatis, T. Lookman, C. Wolverton, A. Zunger, Predictions of new ABO_3 perovskite compounds by combining machine learning and density functional theory, *Phys. Rev. Materials* 2 (2018) 043802.
- [6] O. Isayev, D. Fourches, E. N. Muratov, C. Oses, K. Rasch, A. Tropsha, S. Curtarolo, Materials Cartography: Representing and Mining Materials Space Using Structural and Electronic Fingerprints, *Chem. Mater* 27 (2015) 735.
- [7] T. L. Pham, H. Kino, K. Terakura, T. Miyake, H. C. Dam, Novel mixture model for the representation of potential energy surfaces, *J. Chem. Phys.* 145 (15) (2016) 154103.
- [8] H. C. Dam, T. L. Pham, T. B. Ho, A. T. Nguyen, V. C. Nguyen, Data mining for materials design: A computational study of single molecule magnet, *J. Chem. Phys.* 140 (4) (2014) 044101.
- [9] T.-L. Pham, D.-N. Nguyen, M.-Q. Ha, H. Kino, T. Miyake, H.-C. Dam, Explainable machine learning for materials discovery: predicting the potentially formable Nd–Fe–B crystal structures and extracting the structure–stability relationship, *IUCrJ* 7 (6) (2020) 1036–1047. doi:10.1107/S2052252520010088. URL <https://doi.org/10.1107/S2052252520010088>
- [10] J. Behler, Atom-centered symmetry functions for constructing high-dimensional neural network potentials, *J. Phys. Chem* 134 (2011) 074106.
- [11] J. Behler, M. Parrinello, Generalized neural-network representation of high-dimensional potential-energy surfaces, *Phys. Rev. Lett.* 98 (2007) 146401.
- [12] S. Yousef, G. Da, N. Thanh, B. Scotty, C. J. R., A. Wanda, Data mining for materials: Computational experiments with *ab* compounds, *Phys. Rev. B* 85 (2012) 104104.
- [13] C. J. Pickard, R. J. Needs, High-pressure phases of silane, *Phys. Rev. Lett.* 97 (2006) 045504.
- [14] C. J. Pickard, R. J. Needs, Structure of phase iii of solid hydrogen, *Nature Physics* 3.
- [15] C. J. Pickard, R. J. Needs, Ab initio random structure searching, *Journal of Physics: Condensed Matter* 23 (5) (2011) 053201.
- [16] K. John, L. F. J. J., N. M. A., V. Jacco, Progress in crystal structure prediction, *Chemistry – A European Journal* 17 (38) (2011) 10736–10744.
- [17] A. R. Oganov, A. O. Lyakhov, M. Valle, How evolutionary crystal structure prediction works—and why, *Accounts of Chemical Research* 44 (3) (2011) 227–237.
- [18] A. O. Lyakhov, A. R. Oganov, H. T. Stokes, Q. Zhu, New developments in evolutionary structure prediction algorithm uspx, *Computer Physics Communications* 184 (4) (2013) 1172 – 1182.
- [19] C. W. Glass, A. R. Oganov, N. Hansen, Uspex—evolutionary crystal structure prediction, *Computer Physics Communications* 175 (11) (2006) 713 – 720.
- [20] Y. Wang, J. Lv, L. Zhu, Y. Ma, Crystal structure prediction via particle-swarm optimization, *Phys. Rev. B* 82 (2010) 094116.
- [21] Y. Zhang, H. Wang, Y. Wang, L. Zhang, Y. Ma, Computer-assisted inverse design of inorganic electrides, *Phys. Rev. X* 7 (2017) 011017.
- [22] T. Yamashita, N. Sato, H. Kino, T. Miyake, K. Tsuda, T. Oguchi, Crystal structure prediction accelerated by bayesian optimization, *Phys. Rev. Materials* 2 (2018) 013803.
- [23] J. E. Saal, S. Kirklin, M. Aykol, B. Meredig, C. Wolverton, Materials design and discovery with high-throughput density functional theory: The open quantum materials database (oqmd), *JOM* 65 (11) (2013) 1501–1509.

- [24] S. Kirklin, J. E. Saal, B. Meredig, A. Thompson, J. W. Doak, M. Aykol, S. Rühl, C. Wolverton, The open quantum materials database (oqmd): assessing the accuracy of dft formation energies, *Npj Computational Materials* 1 (2015) 15010 EP –.
- [25] S. P. Ong, S. Cholia, A. Jain, M. Brafman, D. Gunter, G. Ceder, K. A. Persson, The materials application programming interface (api): A simple, flexible and efficient (api) for materials data based on representational state transfer (rest) principles, *Comput. Mater. Sci* 97 (2015) 209 – 215.
- [26] W. Sun, S. T. Dacek, S. P. Ong, G. Hautier, A. Jain, W. D. Richards, A. C. Gamst, K. A. Persson, G. Ceder, The thermodynamic scale of inorganic crystalline metastability, *Science Advances* 2 (11). doi:10.1126/sciadv.1600225.
- [27] A. Jain, S. P. Ong, G. Hautier, W. Chen, W. D. Richards, S. Dacek, S. Cholia, D. Gunter, D. Skinner, G. Ceder, K. a. Persson, The Materials Project: A materials genome approach to accelerating materials innovation, *APL Materials* 1 (1) (2013) 011002.
- [28] A. Jain, S. P. Ong, G. Hautier, W. Chen, W. D. Richards, S. Dacek, S. Cholia, D. Gunter, D. Skinner, G. Ceder, K. a. Persson, Commentary: The materials project: A materials genome approach to accelerating materials innovation, *APL Materials* 1 (1) (2013) 011002.
- [29] M. Sagawa, S. Fujimura, N. Togawa, H. Yamamoto, Y. Matsuura, New material for permanent magnets on a base of nd and fe (invited), *Journal of Applied Physics* 55 (6) (1984) 2083–2087. doi:10.1063/1.333572. URL <https://doi.org/10.1063/1.333572>
- [30] D.-N. Nguyen, D.-A. Dao, T. Miyake, H.-C. Dam, Boron cage effects on nd–fe–b crystal structure’s stability, *The Journal of Chemical Physics* 153 (11) (2020) 114111. doi:10.1063/5.0015977.
- [31] M. O’Keeffe, A proposed rigorous definition of coordination number, *Acta. Cryst A* 35 (1979) 772–775.
- [32] A. J. Izenman (Ed.), *Modern multivariate statistical techniques: Regression, classification, and manifold learning*, CRC Press, 2009.
- [33] J. Paier, R. Hirschl, M. Marsman, G. Kresse, The perdew–burke–ernzerhof exchange–correlation functional applied to the g2-1 test set using a plane-wave basis set, *The Journal of Chemical Physics* 122 (23) (2005) 234102. doi:10.1063/1.1926272.
- [34] P. E. Blöchl, Projector augmented-wave method, *Phys. Rev. B* 50 (1994) 17953–17979. doi:10.1103/PhysRevB.50.17953. URL <https://link.aps.org/doi/10.1103/PhysRevB.50.17953>
- [35] G. Kresse, D. Joubert, From ultrasoft pseudopotentials to the projector augmented-wave method, *Phys. Rev. B* 59 (1999) 1758–1775. doi:10.1103/PhysRevB.59.1758. URL <https://link.aps.org/doi/10.1103/PhysRevB.59.1758>
- [36] P. Giannozzi, S. Baroni, N. Bonini, M. Calandra, R. Car, C. Cavazzoni, D. Ceresoli, G. L. Chiarotti, M. Cococcioni, I. Dabo, A. D. Corso, S. de Gironcoli, S. Fabris, G. Fratesi, R. Gebauer, U. Gerstmann, C. Gougoussis, A. Kokalj, M. Lazzeri, L. Martin-Samos, N. Marzari, F. Mauri, R. Mazzarello, S. Paolini, A. Pasquarello, L. Paulatto, C. Sbraccia, S. Scandolo, G. Sclauzero, A. P. Seitsonen, A. Smogunov, P. Umari, R. M. Wentzcovitch, QUANTUM ESPRESSO: a modular and open-source software project for quantum simulations of materials, *Journal of Physics: Condensed Matter* 21 (39) (2009) 395502.
- [37] P. Giannozzi, O. Andreussi, T. Brumme, O. Bunau, M. B. Nardelli, M. Calandra, R. Car, C. Cavazzoni, D. Ceresoli, M. Cococcioni, N. Colonna, I. Carnimeo, A. D. Corso, S. de Gironcoli, P. Delugas, R. A. DiStasio, A. Ferretti, A. Floris, G. Fratesi, G. Fugallo, R. Gebauer, U. Gerstmann, F. Giustino, T. Gorni, J. Jia, M. Kawamura, H.-Y. Ko, A. Kokalj, E. Küçükbenli, M. Lazzeri, M. Marsili, N. Marzari, F. Mauri, N. L. Nguyen, H.-V. Nguyen, A. O. de-la Roza, L. Paulatto, S. Poncé, D. Rocca, R. Sabatini, B. Santra, M. Schlipf, A. P. Seitsonen, A. Smogunov, I. Timrov, T. Thonhauser, P. Umari, N. Vast, X. Wu, S. Baroni, Advanced capabilities for materials modelling with quantum ESPRESSO, *Journal of Physics: Condensed Matter* 29 (46) (2017) 465901.