

Two Coupled Double Quantum Dots Systems as an working substance for Heat Machines

Jefferson Luan Diniz de Oliveira^a, Moisés Rojas^b, Cleverson Filgueiras^b

^a*Departamento de Física, Universidade Federal da Paraíba
Caixa Postal 5008, 58059-970, João Pessoa, PB, Brazil*

^b*Departamento de Física, Universidade Federal de Lavras
Caixa Postal 3037, 37200-900 Lavras-MG, Brazil*

Abstract

This paper presents a conceptual design for quantum heat machines using a pair of coupled double quantum dots (DQDs), each DQD with an excess electron to interact, as an working substance. We define a compression ratio as the ratio between the Coulomb potentials which describes the interaction between the electrons during the isochoric processes of the quantum Otto cycle and then we analyse the arising of different regimes of operations of our thermal machine. We also show how we can achieve truly quantum effects, escaping the classical results expected for a quantum Otto engine, when considering the effects due to a quantum tunnelling of a single electron between each individual DQD.

Keywords: Heat machines, Double Quantum Dots, Quantum Tunneling

1. Introduction

Despite thermodynamics and quantum mechanics seems to be, at first sight, contradictory theories, early in 1959 Scovil and Schulz-DuBois [1] demonstrated through an equivalence between a three level maser and a Carnot heat engine that it is possible to conciliate them. Since them, there are plenty of proposals for quantum heat engines and how the thermodynamic processes, or even the laws of thermodynamics[2], can be defined in the microscopic world of quantum mechanics [3].

Beyond the quasi-equilibrium point of view of thermal machines, the pioneer work of F.L. Curzon & B. Ahlborn [4] started the search for *endoreversible machines*, which takes into account the time it takes for the thermodynamic

processes to occur. This enables the search for the maximum power output of a heat engine, which is the most important physical quantity for practical purposes [5, 6]. In the realm of quantum mechanics, the time is not a physical observable, but we highlight here the work of R. Alicki [7] that formally defines the thermodynamic concepts for the quantum open systems in the Markovian regime that consider a finite period for each thermodynamic cycle to be started and finished. In the last decades many proposals has been settle for quantum heat engines with different working substances, such as trapped ions [8, 9, 10, 11], quantum oscillators [12, 13, 14], Heisenberg XX , XY , XXX , XXZ or XYZ spin models with DM interaction [15, 16, 17, 18, 19], quantum dots [20, 21], etc.

On the other hand, there is a great interest in the study of quantum dots in different aspects, like its optical and electronic properties in the production for displays [22, 23] or photo-voltaic devices [24, 25] or even in the context of quantum information processing [26, 27, 28]. A quantum dot is a semiconductor particle and it is sometimes called an "*artificial atom*" because of its similarities with a real one. The differences between them are their size (at least three orders of magnitude greater than an atom), their shape and the strength of the confining potential. Double quantum dots are, as the name suggests, two quantum dots coupled in series [29, 30]. Then, it is straightforward to understand why they are sometimes called "*artificial molecules*". The quantum dynamics and entanglement of two electrons inside the coupled double quantum dots were investigated in Refs. [31, 32] and the aspects related to the quantum correlations and to the decoherence were addressed in Refs. [33, 34]. The Ref. [35] gives us a picture of a pair of coupled double quantum dots, showing the behaviour of thermal entanglement and the correlated coherence behaves in this system as we adjust some parameters. Following this scenario, in this contribution, we implement the thermodynamic concepts of a quantum heat engine for this very same system. Each double quantum dot is filled with a single electron that can tunnel (or not) between each individual island. This is possible due to quantum tunneling and Coulomb blockade effects [36, 37], which are observed in very small devices, as in our case: we consider quantum dots separated by tunnel junctions that act as an insulating barrier. The quantum tunneling has a central role in our findings since it shows to be a parameter that may changes the operational mode of a heat machine we are proposing. Although the paradigm in this field is the investigation of finite time cycles in open quantum systems, at this stage we focus in the quasi-static process

so the the system will be described at the end of an isochoric strokes by a Gibbs state, which means that it is in a thermal equilibrium with a heat bath. Nevertheless, we will present important insights which we believe are going to survive in this context but need to be clarified this context. Here, it is shown how a classical engine can be turned in a and achieve truly quantum one based in the effects due to a quantum tunnelling of a single electron between each individual DQD. The performance of both the engine and the refrigerator can be improved and the operation mode of the machine can be yet altered, yielding the possibility of work extraction for an incompressible working substance.

This paper is organized as follows: in Section 2 we present a general overview of the system and how we are going to accost it. In Section 3 we discuss the processes involving the quantum Otto cycle and then calculate both the total work done and the engine efficiency. In Section 4 we discuss the results and analyse minutely the emergence of different regions of regime for the quantum heat engine. In Section 5 we present the concluding remarks that summarize our results.

2. A pair of double quantum dots as an working substance

In this section we describe the quantum system we are interested in. It consists on a two sets of double quantum dots (DQDs) as the working substance for a quantum heat engine. The charge of an excess electron in each double quantum dot build up the qubits, which are described by the two possible states for the location of each electron, the left dot ($|L\rangle$) and the right dot ($|R\rangle$), as illustrated in Figure 1. The hamiltonian of such a system is given by

$$H = \Delta_1 \sigma_1^x + \Delta_2 \sigma_2^x + V(\sigma_1^z \otimes \sigma_2^z), \quad (1)$$

where Δ_1 and Δ_2 are the strength of the tunneling coupling between each pair of quantum dots, V is the interaction Coulomb potential between the excess electrons and $\sigma_{1(2)}^{x,y,z}$ are the Pauli matrices. A more general version of the hamiltonian of this system takes into account an extra term for the energy differences between the uncoupled charged states $|L\rangle$ and $|R\rangle$, but the difficulties behind solving its equations are not in the scope of our aim in this paper. This way, we consider the simplest case where all of our quantum dots have the same energy available for the electron to occupy.

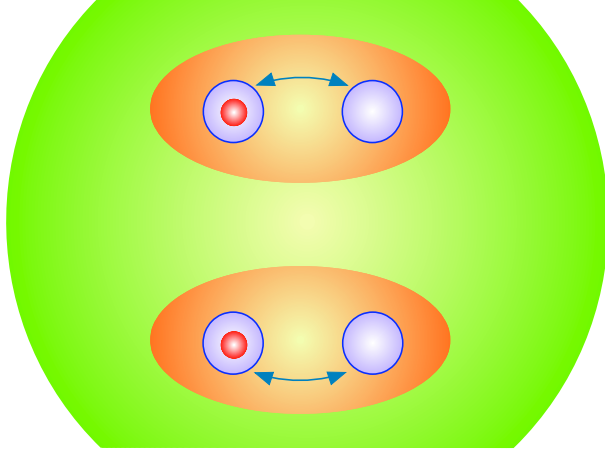


Figure 1: A schematic representation of the physical model with two coupled DQDs. The purple spheres represent the quantum dots and the electrons are represented by the smaller red spheres inside the quantum dots.

Solving the eigenvalue equations for the Hamiltonian (1), we obtain the following eigenstates (see Ref. [35])

$$\begin{aligned}
|\psi_1\rangle &= \alpha_- [A_- (-|LL\rangle + |RR\rangle) + n_- (|LR\rangle - |RL\rangle)], \\
|\psi_2\rangle &= \alpha_- [n_- (-|LL\rangle + |RR\rangle) + A_- (-|LR\rangle + |RL\rangle)], \\
|\psi_3\rangle &= \alpha_+ [A_+ (|LL\rangle + |RR\rangle) + n_+ (|LR\rangle + |RL\rangle)], \\
|\psi_4\rangle &= \alpha_+ [n_+ (|LL\rangle + |RR\rangle) - A_+ (|LR\rangle + |RL\rangle)], \tag{2}
\end{aligned}$$

where $\alpha_{\pm} = \frac{1}{\sqrt{2}\sqrt{(n_{\pm})^2 + A_{\pm}^2}}$, $A_{\pm} = V + \sqrt{(n_{\pm})^2 + V^2}$ and $n_{\pm} = \Delta_1 \pm \Delta_2$, with the following eigenenergies

$$E_1 = -\sqrt{(n_-)^2 + V^2}, \tag{3}$$

$$E_2 = -\sqrt{(n_+)^2 + V^2}, \tag{4}$$

$$E_3 = \sqrt{(n_-)^2 + V^2}, \tag{5}$$

$$E_4 = \sqrt{(n_+)^2 + V^2}. \tag{6}$$

An important result that we will later need is how the eigenenergies change as either the Coulomb potential or one of the tunneling parameters increases (it does not matter which of them we take since the hamiltonian is symmetric as we change $\Delta_1 \leftrightarrow \Delta_2$). From the Fig. 2 we see that the energy levels are compressed pairwise and, at the same time, the ground and the first excited state are separated from the second and third excited state as the interaction potential is raised. On the other hand, the energy levels are pairwise detached. As we increase the tunneling parameter, they are shifted apart from each other more rapidly than the energy levels separation observed inside each pair separately. Thus the energy scale variation is not uniform. This way, we will only consider the low temperature regime in order to avoid the higher excited states and then approximate our system by a two level one with energies E_1 and E_2 .

There is a possibility to experimentally modify the tunneling parameters, Δ_1 and Δ_2 , minimally by gate voltages. However, they are mostly predetermined in the fabrication of the device. Hence, in the first results we will consider only a change in the Coulomb potential and latter on we add the variation on them in order to discuss their implications in our studies.

Here we consider the system in a Gibbs state, which means that it is in a thermal equilibrium with a heat bath, thus obeying the Boltzmann weight for the density matrix, i.e., $\rho(T) = \frac{\exp(-\beta H)}{Z}$, where $\beta = \frac{1}{kT}$, k is the Boltzmann constant and T is the temperature of the heat bath.

3. The Quantum Otto Engine Cycle

In this section we describe the quasi-static quantum Otto engine cycle, which operates in four strokes: two quantum isochoric processes and two quantum adiabatic processes (see Fig. 3). The cycle starts with a quantum isochoric process: the working substance is put in contact with the hot reservoir at temperature T_h until they reach a thermal equilibrium and a total heat $Q_h > 0$ is transferred to the system at the end of the process. This is done by keeping the coupled DQDs in a safe fixed distance between them in order to make the interaction potential V_h constant in the whole process and, consequently, the energies E_n^h . At the end of the process we will have the following density matrix

$$\rho_h = \exp(-H_h/kT_h)/Z_h = \sum_n p_n^h |\psi_n\rangle \langle \psi_n|, \quad (7)$$

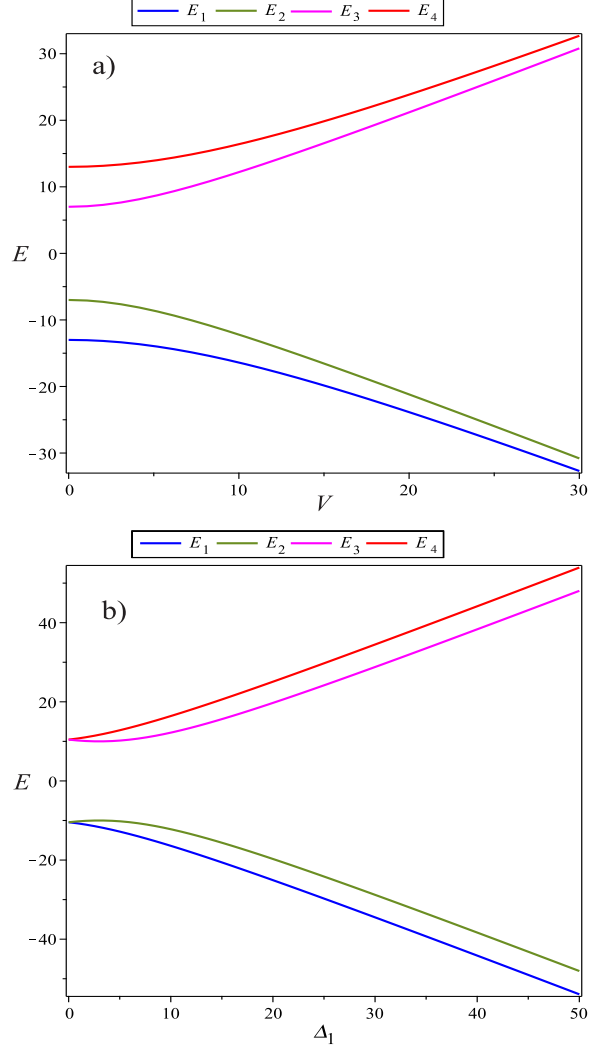


Figure 2: In a), it is depicted the energy levels in terms of the interaction potential V between the two double quantum dots for the same fixed tunneling parameters $\Delta_1 = 10$ and $\Delta_2 = 3$. In b), we have the plot of the energy levels against the tunneling parameter Δ_1 for fixed $\Delta_2 = 3$ and $V = 10$. Notice that there is a squeezing of the energy gaps as we either increase the potential or decrease the tunneling parameter.

with

$$H_h = \sum_n E_n^h |\psi_n\rangle \langle \psi_n|, \quad (8)$$

$$p_n^h = \exp(-E_n^h/kT_h)/Z_h, \quad (9)$$

$$Z_h = \sum_n \exp(-E_n^h/kT_h), \quad (10)$$

where Z_h is the partition function, p_n^h is the occupation probabilities of each eigenstate and H_h is the hamiltonian when the system is in contact with the hot heat bath. Next, we have a quantum adiabatic expansion, where no heat is exchanged between the system and the environment. The working substance is totally isolated from the environment and therefore, the Eq. (9) is no longer valid during the process because there is no thermal equilibrium with it. Thus we can increase the interaction potential from V_h to $V_c > V_h$ by approximating the DQDs and still keep the occupation probabilities p_n^h constant until the end of the process. Moreover, the tunneling parameters may be tuned from $\Delta_1^h(\Delta_2^h)$ to $\Delta_1^c(\Delta_2^c)$ by controlling the gate voltages in each double quantum dot. Thereby the energies increases from E_n^h to E_n^c , so the hamiltonian will be given by $H_c = \sum_n E_n^c |\psi_n\rangle \langle \psi_n|$ and some work is extracted from the system. In the next stroke, we have another quantum isochoric process, where we put the working substance in contact with the cold reservoir at temperature T_c , waiting enough time for the thermalization to occur. A total heat $Q_c < 0$ is transferred to the cold reservoir at the end of the process and, since heat is exchanged, the occupation probabilities change from $p_n^h = \exp(-E_n^h/kT_h)/Z_h$ to $p_n^c = \exp(-E_n^c/kT_c)/Z_c$. The density matrix will be given by $\rho_c = \exp(-H_c/kT_c)/Z_c = \sum_n p_n^c |\psi_n\rangle \langle \psi_n|$ and we keep the energies E_n^c fixed. Finally, we close the cycle with a quantum adiabatic compression in which the interaction potential changes from V_h to V_c , the tunneling parameters changes from $\Delta_1^c(\Delta_2^c)$ to $\Delta_1^h(\Delta_2^h)$ and, consequently, the energies from E_n^c to E_n^h . The hamiltonian of the system is then $H_h = \sum_n E_n^h |\psi_n\rangle \langle \psi_n|$, the occupation probabilities p_n^h are kept unchanged and some work is done on the working substance.

As stated in Ref. [35] we can say that when the working substance is in contact with the hot reservoir, it is in a weakly correlated state and, as we increase the Coulomb potential and decrease the temperature, the systems starts to be more correlated.

The quantum version of the first law of thermodynamics in the quasi-static limit allow us to calculate the total heat exchanged during the isochoric processes [3], that is,

$$Q_h = \sum_n E_n^h (p_n^h - p_n^c), \quad (11)$$

and

$$Q_c = \sum_n E_n^c(p_n^c - p_n^h). \quad (12)$$

where $Q > 0$ ($Q < 0$) means that heat is absorbed (released) from (to) the heat reservoirs, respectively. Therefore, the total work W produced by the heat engine in the adiabatics is, by energy conservation, the excess heat

$$W = Q_h + Q_c = \sum_n (E_n^h - E_n^c)(p_n^h - p_n^c). \quad (13)$$

With that in hands, we can finally have the efficiency of our heat engine, which is calculated by $\eta \equiv W/Q_h$.

The description of the refrigerator cycle is totally analogous to the processes of the heat engine discussed early, except for the direction of operation of the cycle, which is reversed. This means that we will have a heat released $Q_c > 0$ from the cold heat bath and absorbed $Q_h < 0$ by the hot heat bath to the working substance and, consequently, it will be necessary an external work $W = Q_h + Q_c < 0$ for the cycle to operate. The coefficient of performance (COP) ε measures the efficiency of the refrigerator, which is defined as the modulus of the ratio of heat released from the cold heat bath and the total work done in the cycle, that is, $\varepsilon \equiv Q_c/W$.

With those definitions in hand, in the next section we investigate in detail the work, the efficiency η and the COP ε .

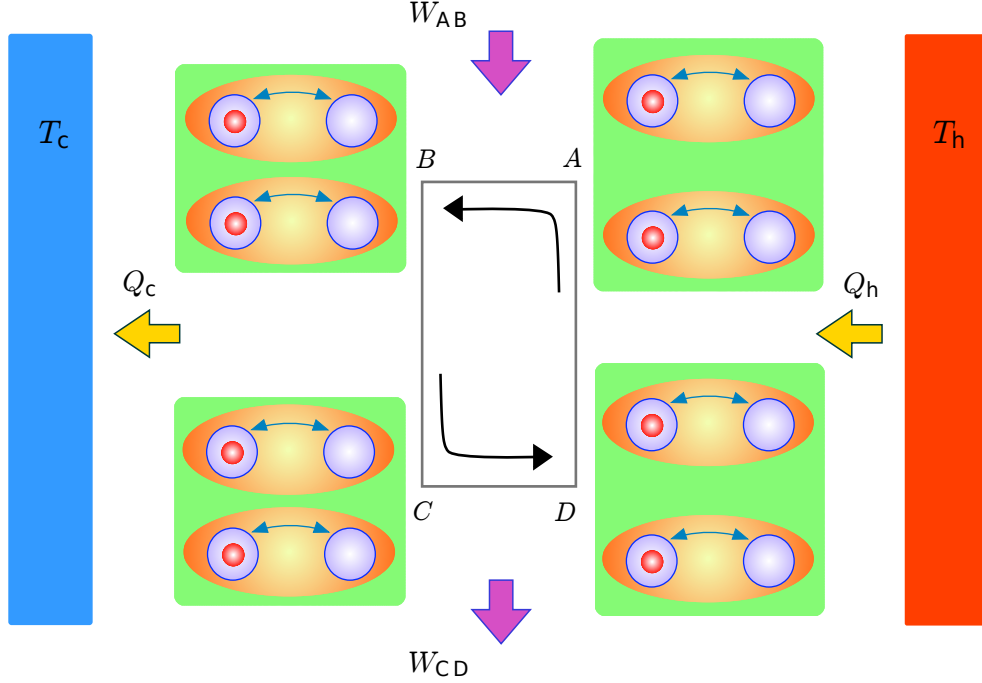


Figure 3: A schematic representation of an Otto engine using a pair of coupled double quantum dots as a working substance: the incoming heat from the hot bath, Q_h , is transformed into extracted work. The engine cycle consists of two adiabatic strokes where it is decoupled from the thermal baths, and two isochoric strokes where the engine is coupled to two thermal baths at temperatures T_h and T_c , with $T_h > T_c$.

4. Results and Discussion

We start by plotting the work done and the efficiency of the heat engine in terms of the interaction potentials V_h and V_c in the Fig. 4 and Fig. 5, respectively, where we have set¹ $\Delta_1^h = \Delta_1^c = 10, \Delta_2^h = \Delta_2^c = 3$ and $kT_h = 2, kT_c = 1$, where from this point now we restrict ourselves to the case where the tunneling parameters Δ_1 and Δ_2 are the same for the whole cycle and we will no longer worry about the upper index. It is clear from the Fig. 4 that we need $V_c > V_h$ to achieve positive work, which is reasonable because

¹The choice of the values for the tunneling parameters are not random: for either $\Delta_1 \approx \Delta_2$ or $\Delta_2 \gg \Delta_1$ (or even $\Delta_1 \gg \Delta_2$) no positive work is achieved, see Appendix A.

in this regime the energy gaps are squeezed (see Fig. 2) when the system is in contact with the cold reservoir and they are expanded when the system is in contact with the hot reservoir [38]. Note that we can not increase the potential V_c indefinitely since the positive work condition is lost. There is a limited region for $V_c > V_h$ between the blue curves, as illustrated.

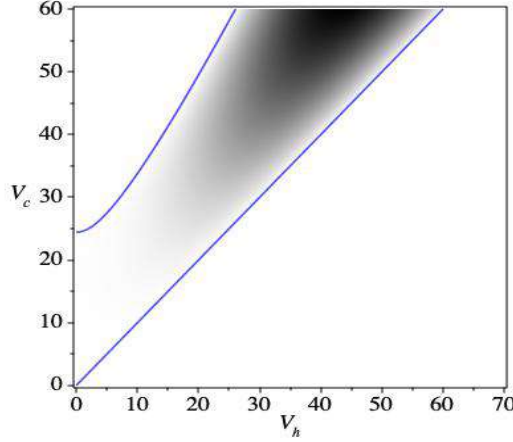


Figure 4: The work done W by the heat engine represented by the grey shading plot in terms of the interaction potentials V_h and V_c between the coupled DQDs for fixed parameters: $\Delta_1^h = \Delta_1^c = 10$, $\Delta_2^h = \Delta_2^c = 3$, $kT_h = 2$, $kT_c = 1$. The regions in white corresponds to the negative values of the work, $W < 0$, the blue curves denote the points with null work, $W = 0$, and the darker regions corresponds to positive values of the work, $W > 0$.

Notice that, just like in the work plot, the Fig. 5 tells us that we need $V_c > V_h$ in order to achieve a positive efficiency, $\eta > 0$. Also, there is an uniform increase on the efficiency given by the temperature map (where the more reddish regions corresponds to higher values of the efficiency and the more bluish regions to the lower ones) which is followed by a tiny region where the efficiency is not well defined which in turn is followed by a grey region that violates the Carnot theorem because it surpass the Carnot efficiency, that is, $\eta > \eta_c$. This undefined tiny region is recognized as the gap between the color map and the grey region and can be understood as we investigate the behaviour of the heat exchanged between the system and the reservoirs. In order to plot the next graphics, we first define the compression ratio r as the ratio between the maximum and the minimum Coulomb potentials in the cycle, $r = V_c/V_h$. In the Fig. 6 the heat exchanged Q_h (Q_c) with the hot

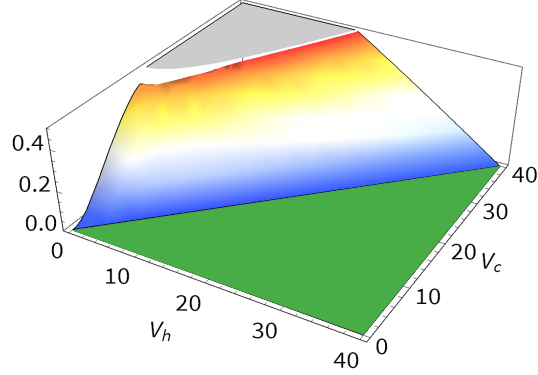


Figure 5: Temperature map of the efficiency η of the heat engine in terms of the interaction potentials V_h and V_c between the Double Quantum Dots (DQDs) for fixed parameters: $\Delta_1^h = \Delta_1^c = 10$, $\Delta_2^h = \Delta_2^c = 3$, $kT_h = 2$, $kT_c = 1$. The green region for $V_h > V_c$ represents the negative values of the efficiency ($\eta < 0$) and the grey region is a region where the efficiency surpass the Carnot efficiency ($\eta > \eta_c = 0.5$).

(cold) reservoir in terms of the compression ratio r is shown. It is observed that, as we increase the value of r , it comes to a point where there is no heat transfer even when the system is in contact with the hot and the cold reservoir (this point generates the discontinuity in the Fig. 5). Furthermore, after this point, the signs of the heats exchanged are inverted and the system starts to withdraw heat from the cold reservoir and transfer heat into the hot reservoir. In other words, the system starts behaving as a refrigerator at cost of some work.

Yet in the Fig. 6, we can see the appearing of three different regions of operation for the heat engine. In the region I the engine requires a negative work $W < 0$ to extract heat from the hot to the cold reservoir, i.e, the machine operates as a heater. In the region II we have a positive work, $W > 0$, which means that the it act as a heat engine producing useful work. Finally, the region III correspond to a refrigerator as we have already discussed early, because we have an inversion on the flow of the heat for some negative work $W < 0$. These results show that we can pass through the different regimes by simply increasing a single parameter, the interaction potential V_c (which causes the change in r). In other words, this can be achieved by approximating the DQDs, which is not such a experimentally difficult task. Another way to interpret this inversion phenomenon is by observing that as we increase the Coulomb potential the system gets more and more strongly correlated

so that there is a value of concurrence that is critical where the signs of the transferred heats are exchanged [35]. Notice that the two points where

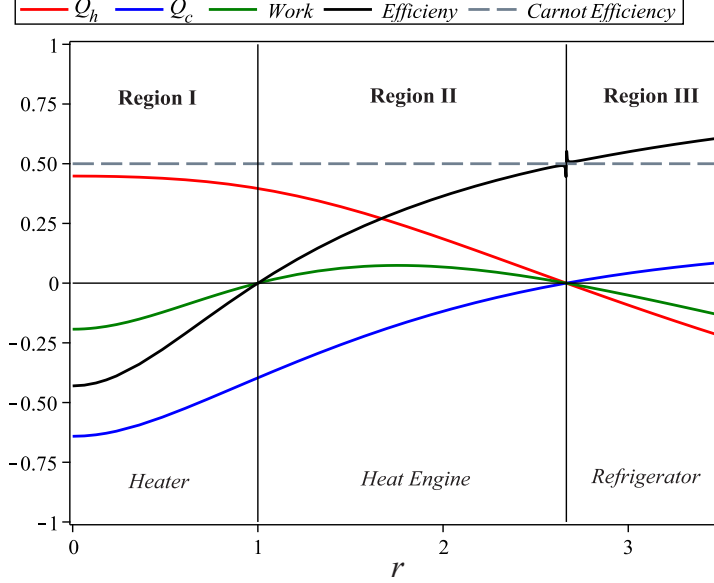


Figure 6: As illustrated, we have the heat exchanges of the working substance with the hot and cold reservoirs (Q_h and Q_c , respectively), the work W done, the efficiency η and the Carnot efficiency η_C of the heat engine against the compression ratio r . Heat transfer between the hot and cold reservoir. A sign inversion on the flow of the heat happens as we increase the compression ratio r . For this plot, we have chosen the adimensional values $V_h = 10$, $\Delta_1 = 10$, $\Delta_2 = 3$, $kT_h = 2$, $kT_c = 1$.

the green curve of the work done intersects the r -axis on the Fig. 6 have different meanings: the first one has to do with the equality in modulus of the heat Q_h and Q_c (see Eq. 13), i.e, all of the heat absorbed from the hot reservoir is released to the cold reservoir, and the second one has to do with the totally interruption of the heat transferred to both reservoirs. This interruption can be explained by means of the occupation probabilities $p_n^h = \exp(-E_n^h/kT_h)/Z_h$ and $p_n^c = \exp(-E_n^c/kT_c)/Z_c$, where we can see in the Fig. 7 that there is a point where the occupation probabilities curves for the hot and cold heat baths intersects, which means that in this regime there is no change on the occupation probabilities of the system when it passes from the the hot heat bath to the cold heat bath.

After zooming the Fig. 6, we can extract an additional information about

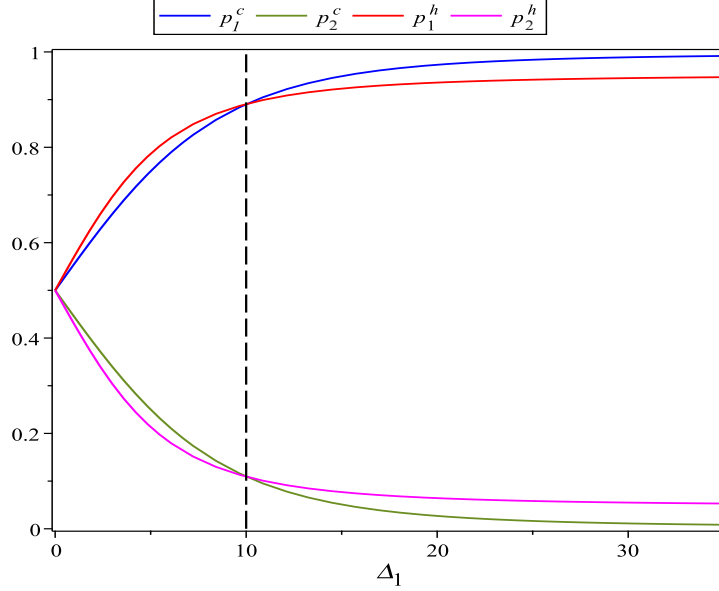


Figure 7: The occupation probabilities curves for the ground and first excited state in the two situations are shown, when the system is in contact with the hot heat bath and the cold heat bath. The probabilities curves for higher excited states are omitted because their values are close to zero for this low temperature regime that we assume, to know, $V_h = 10, r = 2.67, \Delta_2 = 3, kT_h = 2, kT_c = 1$.

the "point" that causes the divergence on the efficiency plot. First of all, as we can see from the Fig. 8, there is no such a thing as a point that simultaneously invert the signs of the heat exchanged Q_h and Q_c . Before the efficiency explodes, the work tends to zero, and so the efficiency, where over again we have the heat pump regime. After an almost infinitesimal increase on r , there is an explosive increase on efficiency due to the interruption on the heat flow Q_h (remember that $\eta = W/Q_h$). After this point, the system does not immediately starts behaving as a refrigerator, we have a tiny region where the machine consumes work and exhaust heat for both reservoirs (we use here the notations of the Ref. [39] for the two different kinds of heat pump, to know, *heater I* for the usual heater and *heater II* for the machine that heats both reservoirs, see also Ref. [40]). Only after that, we will have a positive heat flow from the cold reservoir to the system turning the machine into a refrigerator.

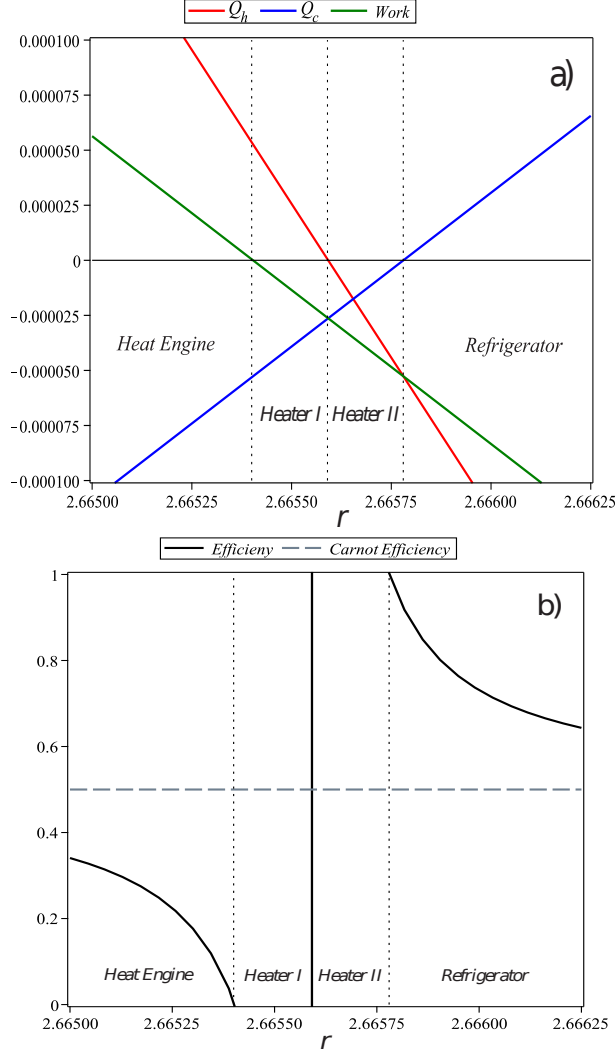


Figure 8: In (a) we have the work done W (green), the heat absorbed Q_h (red) and released Q_c (blue) against the compression ratio r : the observed behaviour remind us something like a phase transition. In (b), the efficiency η (solid curve) and the Carnot efficiency η_c (dashed horizontal curve) against the compression ratio r are depicted: it is observed a drastic fall intersecting the r -axis and continuing to negative values till Q_h goes to zero, where the efficiency explodes. We keep the same values, as usual, $V_h = 10$, $\Delta_1 = 10$, $\Delta_2 = 3$, $kT_h = 2$, $kT_c = 1$.

4.1. The refrigerator regime

After the inversion point discussed previously, the machine starts behaving as a refrigerator, thus we can evaluate the Coefficient of Performance (COP) for it. Similarly as before, we make plots containing all the important information about the refrigerator at this stage. This is carried out in Fig. 9 where we put the heat transferred to the hot and to the cold reservoirs, the work done, the COP of a Carnot refrigerator and the COP against the compression ratio r . It is important to mention that the definition of COP is only valid after the inversion point in the region III (see Fig. 6). Note that the COP is a monotonically decreasing function of the compression ratio.

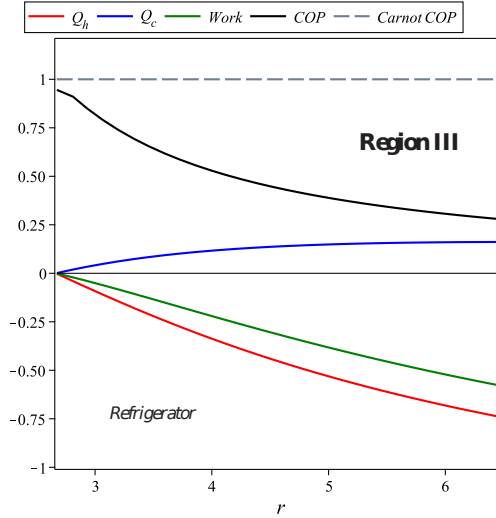


Figure 9: As illustrated, we have the heat exchanges of the working substance with the hot and cold reservoirs (Q_h and Q_c , respectively), the work done and the COP ε of the refrigerator against the compression ratio r . To plot this graph we have chosen the adimensional values $V_h = 10, \Delta_1 = 10, \Delta_2 = 3, kT_h = 2, kT_c = 1$.

4.2. The influence of the quantum tunnelling

Early we have restricted ourselves to the case where there is no change on the tunneling parameters Δ_1 and Δ_2 . Although we have found some interesting features for the heat engine, still nothing too different from the classical one was observed, that is, there was no true quantum characteristic on the engine. As it is well known, quantum tunneling is not predicted by the laws of classical mechanics: for a particle to surpass a potential barrier it

is required potential energy. In the light of recent papers, in particular the Klimovsky work [41], we can extract the true quantumness of our machine if we escape from the classical regime, where no work can be done for incompressible working substance, for instance. This can be achieved by varying some gate voltages that controls the tunneling parameters of the DQDs.

We refer as *a classical case* that one where there is no change on Δ_1 and Δ_2 , since the efficiency behaviour is exactly the same as that for a Classical Otto Engine. As we have seen in Fig.6, the efficiency for $r \equiv 1$ is zero and there is a critical point r_c where the engine asymptotically reaches the Carnot efficiency and then starts behaving as a refrigerator. Now we can abandon the constraint we made before and consider $\Delta_1^h \neq \Delta_1^c$ and $\Delta_2^h \neq \Delta_2^c$, so that new parameters $\delta_1 = \Delta_1^c/\Delta_1^h$ and $\delta_2 = \Delta_2^c/\Delta_2^h$ can be defined: we call them the *quantumness quantifiers*. In the Fig. 10 we plot the efficiency normalized to the Carnot efficiency $\eta_N = \eta/\eta_c$ for some different values of quantifiers δ_1 and δ_2 . We can observe a shift of the curve to the left (right) when we have $\delta_{1(2)} < 1$ ($\delta_{1(2)} > 1$) individually or we can have a stretching (squeezing) for the left and right if we have $\delta_1 > 1$ and $\delta_2 < 1$ ($\delta_1 < 1$ and $\delta_2 > 1$) simultaneously.

In the Fig. 10.(a), which is depicted for $\delta_{1(2)} < 1$, it is observed an enhancement in the efficiency in comparison to the case where the tunneling parameters are kept fixed throughout the cycle. As a consequence, no heat pump regime appears, which means that the heater was changed to a highly efficient engine and we now have a positive efficiency even for an incompressible working substance, for which $r \equiv 1$. Also, the point of inversion from heat engine to refrigerator is shifted to a lower value of r . On the other hand, when $\delta_{1(2)} > 1$ (green curve), we have a larger region for the operation of the heat pump and the point of inversion from heat engine to refrigerator is also shifted, but to a higher value of r instead. This means that the efficiency is reduced but the region which describes the refrigerator now is valid for highly efficient engine. In Fig. 10.(b), the normalized COP $\varepsilon_N = \varepsilon/\varepsilon_C$ is plotted for the same set of parameters values, which reinforces the results previously discussed for the efficiency η . Moreover, we observe that a refrigerator can shows a better performance for higher values of r (see the green curve). In the Fig. 10.(c), we can observe a special case for which the efficiency can be enhanced below some value of r while it can be diminished above it. This means that the heater is turned into a engine (not to efficient) and the refrigerator is changed to a highly efficient engine (see the magenta curve). The Fig. 10.(d), which stands for the normalized COP $\varepsilon_N = \varepsilon/\varepsilon_C$ completes

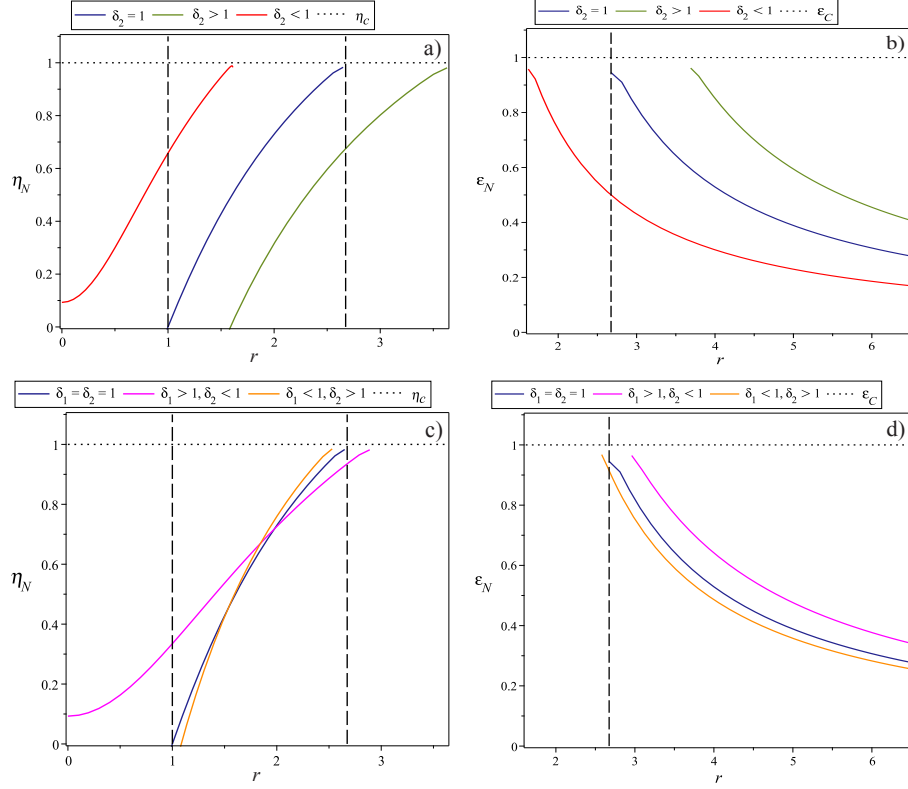


Figure 10: In (a), it is depicted the normalized efficiency η_N and in (b), it is shown the normalized COP ε_N curve. It is considered in both of them $\delta_1 = 1$: the classical case ($\delta_2 = 1$, blue), the $\delta_2 < 1$ case (with $\Delta_2^c = 4$, green) and the $\delta_2 > 1$ case (with $\Delta_2^c = 2$, red). In (c) and in (d), we have the normalized efficiency η_N and the normalized COP ε_N , respectively : the classical case ($\delta_1 = \delta_2 = 1$) in blue, the stretched magenta curve for $\delta_1 > 1$ and $\delta_2 < 1$ (with $\Delta_1^c = 18$ and $\Delta_2^c = 2$) and the squeezed orange curve for $\delta_1 < 1$ and $\delta_2 > 1$ (with $\Delta_1^c = 7$ and $\Delta_2^c = 4$). For all the plots we have set $V_h = 10, \Delta_1^h = 10, \Delta_2^h = 3, kT_h = 2, kT_c = 1$.

the analyzes and it shows that a refrigerator can have an improvement in its performance as well (see the magenta curve).

In short, we have shown that a QOE with coupled DQD as an working substance may shows different performance by tuning the tunneling parameters Δ_1 and Δ_2 withal the Coulomb potential. We observed that work can be extracted for incompressible working substance, $r \equiv 1$. Moreover, we have observed the change in the operation mode of the machine as well. These

findings point out to us that we have a true quantum Otto engine.

During this whole paper we focus only in the low temperature regime, but what happens when we have higher temperatures? When the reservoirs have high enough temperature, the higher excited states for the system are relevant. In this case, there is no inversion for the heat exchanged with the reservoirs as we can see in Fig. 11.(a). The machine will never turns into a refrigerator, which sustain our explanation from the Fig. 7 where the inversion of the flow of the heat occurs because of the inversion on the occupation probabilities. In Fig. 11.(b) shows that the machine has truly quantum properties even without varying the tunneling parameters, although no work can be done for incompressible working substance ($r = 1$), in the region $r < 1$ the machine behaves as a heat engine producing useful work and for $r > 1$ the machine will be a heat pump. Some disadvantages of our model includes a requirement of a low enough temperature in order to consider only the first two energy levels relevant for most part of our results and we consider the system completely isolated during the adiabatic processes. It is important to note that the irreversibility of the isochoric processes does not affect the efficiency of the Otto cycle. Our aim for future researches involves considering the finite time cycles, covering the problem in the open quantum systems context [38, 5].

5. Conclusions

In conclusion, in this paper, we addressed a theoretical proposal for a quantum heat machine with two sets of coupled DQQs interacting via Coulomb potential of excess electrons inside each DQD, which in turn acts as our charged qubits. We discussed the appearing of different regions of operation for our machine: the heat pump, the heat engine and the refrigerator. These operation modes can be switched by adjusting the Coulomb potential. We also discussed the reason why these transitions occur and what is truly happening with the machine in the inversion points.

Furthermore, we do not just calculate the work done and the efficiency of the heat engine, but also the COP of the refrigerator. In addition, we gave a description on how we can escape the results expected for a classical machine and achieve truly quantum effects for the quantum heat one. These findings rely in the effects due to a quantum tunnelling of a single electron between each individual DQD. We have observed that the performance of both the engine and the refrigerator can be modified due to this well known quantum phenomenon. Also, it allows the modification of the operation mode of the

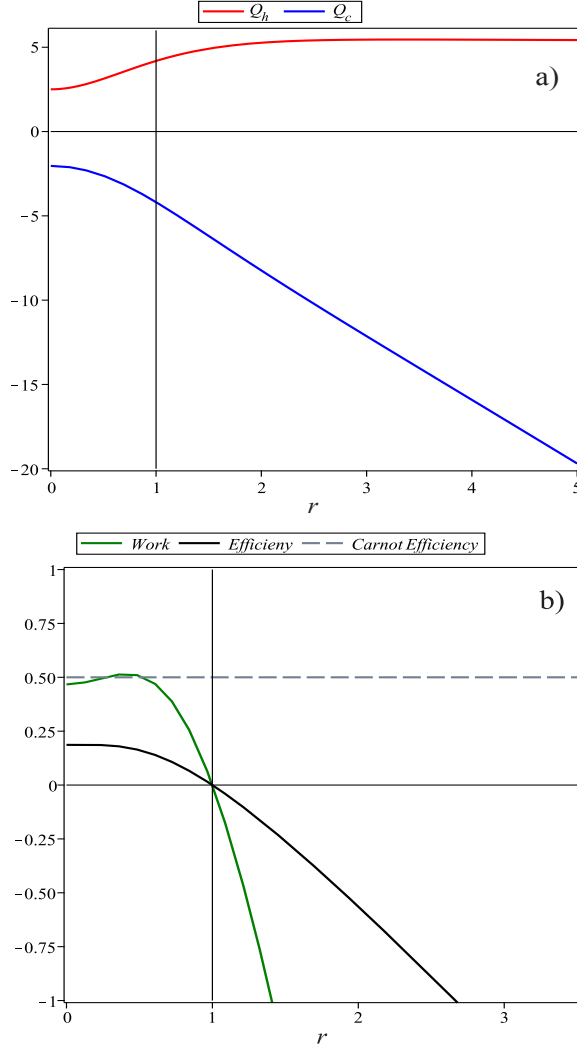


Figure 11: In (a) we have the heat exchanged with the hot (red) and cold (blue) reservoirs and in (b) it is depicted the work done (green) and the efficiency (black) against the compression ratio r . We have fixed $V_h = 10, \Delta_1^h = 10, \Delta_2^h = 3, kT_h = 20, kT_c = 10$.

machine: either a heater or a refrigerator can be switched to a highly efficient engine in some cases. We have observed the possibility of work extraction even for an incompressible working substance. Our results follows the spirit of those found in [41], where truly quantum effects for a machine were observed

but, in their case, as a consequence of a non-homogeneous energy scaling.

As it is well known, a design of a heat machine in the quasi-static limit does not have a practical importance. For example, a fundamental question is which is the efficiency of an engine when it operates at the maximum power [5, 6]. We need to consider finite time cycles, but we leave the questions in this context opened to be explored in future works.

Acknowledgements

This study was financed in part by the Coordenação de Aperfeiçoamento de Pessoal de Nível Superior – Brasil (CAPES) – Finance Code 001. M. Rojas would like to thank CNPq grant 432878/2018-1 and C. Filgueiras would like to thank CNPq grant 305077/2018-0.

Appendix A. Work curves for different values of Coulomb potential

In order to achieve an optimized value for the work done by the heat engine, we plot in the Fig. A.12 the work done W against the tunneling parameter Δ_2 for some different values of the Coulomb potential V_c (it could also be Δ_1 because, as we discussed early, the hamiltonian is symmetric). Thus, we fix $V_h = 10$ and $\Delta_1 = 10$, and we can see that the peak of the curve does not shift considerable, so we can approximately estimate the best value for Δ_2 , at least for the order of magnitude, that optimize the work done, to know $\Delta_2 \approx 3$.

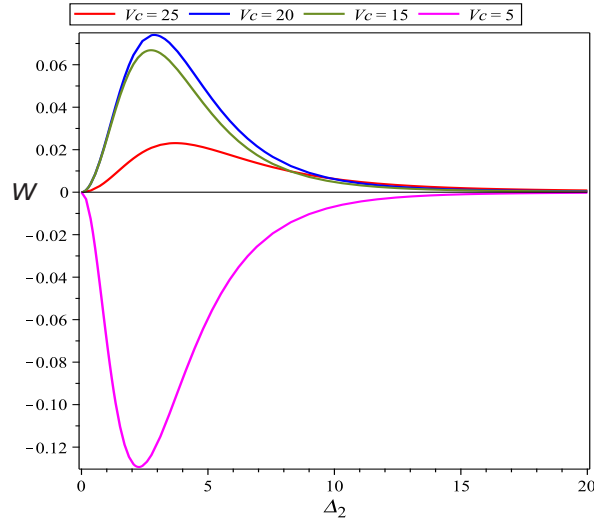


Figure A.12: The work done against the tunneling parameter Δ_2 for different values of V_c and fixed values: $V_h = 10$ and $\Delta_1 = 10$. We have $V_c = 5$ (magenta curve), $V_c = 15$ (green curve), $V_c = 20$ (blue curve) and $V_c = 25$ (red curve). The case $V_c = 10$ is not plotted, but it corresponds to a null work.

Note that, in concordance with Fig. 6, increasing the potential V_c will increase the work done for a while (green and blue curves), and then it will start to decrease it (red curve). Also we see that for $V_c < V_h$, the work becomes drastically negative (yellow curve), which also agrees with the positive work condition stated in the Fig. 4.

References

- [1] H. E. D. Scovil, E. O. Schulz-DuBois, Three-level masers as heat engines, *Phys. Rev. Lett.* 2 (1959) 262. doi:10.1103/PhysRevLett.2.262.
- [2] B. d. L. Bernardo, Unraveling the role of coherence in the first law of quantum thermodynamics, *Phys. Rev. E* 102 (2020) 062152. URL: <https://link.aps.org/doi/10.1103/PhysRevE.102.062152>. doi:10.1103/PhysRevE.102.062152.
- [3] H. T. Quan, Yu-xi Liu, C. P. Sun, F. Nori, Quantum thermodynamic cycles and quantum heat engines, *Phys. Rev. E* 76 (2007) 031105. doi:10.1103/PhysRevE.76.031105.
- [4] F. L. Curzon, B. Ahlborn, Efficiency of a carnot engine at maximum power output, *American Journal of Physics* 43 (1975) 22. doi:10.1119/1.10023.
- [5] K. H. Hoffmann, An introduction to endoreversible thermodynamics, *Atti della Accademia Peloritana dei Pericolanti - Classe di Scienze Fisiche, Matematiche e Naturali* 86 (2008). doi:10.1478/C1S0801011.
- [6] S. Deffner, Efficiency of harmonic quantum Otto engines at maximal power, *Entropy* 20 (2018). doi:10.3390/e20110875.
- [7] R. Alicki, The quantum open system as a model of the heat engine, *Journal of Physics A: Mathematical and General* 12 (1979) L103. doi:10.1088/0305-4470/12/5/007.
- [8] O. Abah, J. Roßnagel, G. Jacob, S. Deffner, F. Schmidt-Kaler, K. Singer, E. Lutz, Single-ion heat engine at maximum power, *Phys. Rev. Lett.* 109 (2012) 203006. doi:10.1103/PhysRevLett.109.203006.
- [9] G. Maslennikov, S. Ding, R. Hablützel, et al, Quantum absorption refrigerator with trapped ions, *Nat Commun* 10 (2019) 202. doi:10.1038/s41467-018-08090-0.
- [10] J. Roßnagel, S. T. Dawkins, K. N. Tolazzi, O. Abah, E. Lutz, F. Schmidt-Kaler, K. Singer, A single-atom heat engine, *Science* 352 (2016) 325. doi:10.1126/science.aad6320.

- [11] C. Filgueiras, Quantum heat machines enabled by the electronic effective mass, *Results in Physics* 15 (2019) 102556. doi:<https://doi.org/10.1016/j.rinp.2019.102556>.
- [12] Y. Rezek, R. Kosloff, Irreversible performance of a quantum harmonic heat engine, *New Journal of Physics* 8 (2006) 83. doi:10.1088/1367-2630/8/5/083.
- [13] J. Wang, J. He, Z. Mao, *Science in China Series G: Physics, Mechanics and Astronomy* 50 (2007) 163. doi:10.1007/s11433-007-0006-1.
- [14] B. Lin, J. Chen, Optimization on the performance of a harmonic quantum Brayton heat engine, *Journal of Applied Physics* 94 (2003) 6185–6191. doi:10.1063/1.1616983.
- [15] X. L. Huang, H. Xu, X. Y. Niu, Y. D. Fu, A special entangled quantum heat engine based on the two-qubit heisenberg XX model, *Physica Scripta* 88 (2013) 065008. doi:10.1088/0031-8949/88/06/065008.
- [16] J.-Z. He, X. He, J. Zheng, Entangled quantum heat engine based on two-qubit heisenberg XY model, *Chinese Physics B* 21 (2012) 050303. doi:10.1088/1674-1056/21/5/050303.
- [17] H.-P. Peng, M.-F. Fang, C.-Y. Zhang, *International Journal of Theoretical Physics* 58 (2019) 1651. doi:10.1007/s10773-019-04061-3.
- [18] X. Huang, Q. Sun, D. Guo, Q. Yu, Quantum Otto heat engine with three-qubit XXZ model as working substance, *Physica A: Statistical Mechanics and its Applications* 491 (2018) 604. doi:<https://doi.org/10.1016/j.physa.2017.09.104>.
- [19] Y. Khlifi, A. El Allati, A. Salah, Y. Hassouni, Quantum heat engine based on spin isotropic Heisenberg models with Dzyaloshinskii–Moriya interaction, *International Journal of Modern Physics B* 34 (2020) 2050212. doi:10.1142/S0217979220502124. arXiv:<https://doi.org/10.1142/S0217979220502124>.
- [20] M. Josefsson, A. Svilans, A. M. Burke, E. A. Hoffmann, S. Fahlvik, C. Thelander, M. Leijnse, H. Linke, *Nature Nanotechnology* 13 (2018) 920. doi:10.1038/s41565-018-0200-5.

- [21] Y. S. Liu, X. F. Yang, X. K. Hong, M. S. Si, F. Chi, Y. Guo, A high-efficiency double quantum dot heat engine, *Applied Physics Letters* 103 (2013) 093901. doi:10.1063/1.4819852.
- [22] T.-H. Kim, K.-S. Cho, E. K. Lee, S. J. Lee, J. Chae, J. W. Kim, D. H. Kim, J.-Y. Kwon, G. Amaratunga, S. Y. Lee, B. L. Choi, Y. Kuk, J. M. Kim, K. Kim, *Nature Photonics* 5 (2011) 176. doi:10.1038/nphoton.2011.12.
- [23] X. Dai, Y. Deng, X. Peng, Y. Jin, Quantum-dot light-emitting diodes for large-area displays: Towards the dawn of commercialization, *Advanced Materials* 29 (2017) 1607022. doi:<https://doi.org/10.1002/adma.201607022>.
- [24] O. E. Semonin, J. M. Luther, M. C. Beard, Quantum dots for next-generation photovoltaics, *Materials Today* 15 (2012) 508. doi:[https://doi.org/10.1016/S1369-7021\(12\)70220-1](https://doi.org/10.1016/S1369-7021(12)70220-1).
- [25] S. Emin, S. P. Singh, L. Han, N. Satoh, A. Islam, Colloidal quantum dot solar cells, *Solar Energy* 85 (2011) 1264. doi:<https://doi.org/10.1016/j.solener.2011.02.005>.
- [26] S. E. Economou, J. I. Climente, A. Badolato, A. S. Bracker, D. Gammon, M. F. Doty, Scalable qubit architecture based on holes in quantum dot molecules, *Phys. Rev. B* 86 (2012) 085319. doi:10.1103/PhysRevB.86.085319.
- [27] F. Troiani, U. Hohenester, E. Molinari, Exploiting exciton-exciton interactions in semiconductor quantum dots for quantum-information processing, *Phys. Rev. B* 62 (2000) R2263. doi:10.1103/PhysRevB.62.R2263.
- [28] J. H. Reina, L. Quiroga, N. F. Johnson, Quantum entanglement and information processing via excitons in optically driven quantum dots, *Phys. Rev. A* 62 (2000) 012305. doi:10.1103/PhysRevA.62.012305.
- [29] G. Shinkai, T. Hayashi, T. Ota, T. Fujisawa, Correlated coherent oscillations in coupled semiconductor charge qubits, *Phys. Rev. Lett.* 103 (2009) 056802. doi:10.1103/PhysRevLett.103.056802.

- [30] T. Fujisawa, T. Hayashi, Y. Hirayama, Controlled decoherence of a charge qubit in a double quantum dot, *Journal of Vacuum Science & Technology B: Microelectronics and Nanometer Structures Processing, Measurement, and Phenomena* 22 (2004) 2035–2038. doi:10.1116/1.1771679. arXiv:<https://avs.scitation.org/doi/pdf/10.1116/1.1771679>.
- [31] P. Oliveira, L. Sanz, Bell states and entanglement dynamics on two coupled quantum molecules, *Annals of Physics* 356 (2015) 244 – 254. URL: <http://www.sciencedirect.com/science/article/pii/S0003491615000950>. doi:<https://doi.org/10.1016/j.aop.2015.02.036>.
- [32] B. Szafran, Paired electron motion in interacting chains of quantum dots, *Phys. Rev. B* 101 (2020) 075306. doi:10.1103/PhysRevB.101.075306.
- [33] F. F. Fanchini, L. K. Castelano, A. O. Caldeira, Entanglement versus quantum discord in two coupled double quantum dots, *New Journal of Physics* 12 (2010) 073009. doi:10.1088/1367-2630/12/7/073009.
- [34] F. M. Souza, P. A. Oliveira, L. Sanz, Quantum entanglement driven by electron-vibrational mode coupling, *Phys. Rev. A* 100 (2019) 042309. doi:10.1103/PhysRevA.100.042309.
- [35] C. Filgueiras, O. Rojas, M. Rojas, Thermal entanglement and correlated coherence in two coupled double quantum dots systems, *Annalen der Physik* 532 (2020) 2000207. doi:<https://doi.org/10.1002/andp.202000207>.
- [36] Frontmatter, John Wiley and Sons, Ltd, 2006, p. i. doi:<https://doi.org/10.1002/9783527618910.fmatter>.
- [37] J. Gorman, D. G. Hasko, D. A. Williams, Charge-qubit operation of an isolated double quantum dot, *Phys. Rev. Lett.* 95 (2005) 090502. doi:10.1103/PhysRevLett.95.090502.
- [38] *Thermodynamics in the Quantum Regime*, Springer, Cham (2018). doi:10.1007/978-3-319-99046-0.
- [39] R. J. de Assis, J. S. Sales, J. A. R. da Cunha, N. G. de Almeida, Universal two-level quantum Otto machine under a squeezed reservoir, *Phys. Rev. E* 102 (2020) 052131. doi:10.1103/PhysRevE.102.052131.

- [40] S. Chand, A. Biswas, Measurement-induced operation of two-ion quantum heat machines, *Phys. Rev. E* 95 (2017) 032111. doi:10.1103/PhysRevE.95.032111.
- [41] D. Gelbwaser-Klimovsky, A. Bylinskii, D. Gangloff, R. Islam, A. Aspuru-Guzik, V. Vuletic, Single-atom heat machines enabled by energy quantization, *Phys. Rev. Lett.* 120 (2018) 170601. doi:10.1103/PhysRevLett.120.170601.