

JPEG Meets PDE-based Image Compression

Sarah Andris, Joachim Weickert, Tobias Alt, and Pascal Peter

*Mathematical Image Analysis Group
Faculty of Mathematics and Computer Science
Saarland University*

Campus E1.7, 66041 Saarbrücken, Germany
{andris, weickert, alt, peter}@mia.uni-saarland.de

Abstract—Inpainting-based image compression is emerging as a promising competitor to transform-based compression techniques. Its key idea is to reconstruct image information from only few known regions through inpainting. Specific partial differential equations (PDEs) such as edge-enhancing diffusion (EED) give high quality reconstructions of image structures with low or medium texture. Even though the strengths of PDE- and transform-based compression are complementary, they have rarely been combined within a hybrid codec. We propose to sparsify blocks of a JPEG compressed image and reconstruct them with EED inpainting. Our codec consistently outperforms JPEG and gives useful indications for successfully developing hybrid codecs further. Furthermore, our method is the first to choose regions rather than pixels as known data for PDE-based compression. It also gives novel insights into the importance of corner regions for EED-based codecs.

Index Terms—PDE-based Compression, Edge-enhancing Anisotropic Diffusion, JPEG Compression, Hybrid Codecs

I. INTRODUCTION

With image data steadily becoming more abundant and of higher resolution, the need for good lossy compression codecs increases. Established transform-based codecs such as JPEG [1] and JPEG2000 [2] enforce sparsity in the transform domain to reduce coding costs. In contrast, inpainting-based codecs [3] compress data in the spatial domain by carefully selecting and storing only very few pixels. The missing data are reconstructed via inpainting from these pixels, the so-called inpainting mask. Picking a suitable inpainting operator as well as an efficient method for storing the locations of the remaining pixels is vital for the efficiency of a codec. Diffusion processes modelled by partial differential equations (PDEs) have been particularly successful. The current state of the art for natural colour images is the R-EED-LP codec by Peter et al. [4] which employs edge-enhancing diffusion EED [5]. It extends the work of Galić et al. [3] and Schmaltz et al. [6] and consistently outperforms JPEG. It can also surpass JPEG2000 for high compression ratios and images with medium amounts of texture.

The strengths of transform- and PDE-based codecs are complementary: Diffusion-based inpainting benefits from the inherent smoothness conditions and edge preservation properties of the inpainting operator. Therefore, it can compress

piecewise smooth structures highly efficiently by only storing very few mask points [7]. However, these codecs are less efficient for high-frequency, repeating structures such as textures. In such regions, transform-based methods in general surpass PDE-based techniques.

A. Our Contribution

In the present paper, we propose to combine transform-based with PDE-based methods to exploit their individual strengths. To this end, we successively remove blocks from a JPEG compressed image with a probabilistic sparsification approach and reconstruct them with EED inpainting. The only significant storage overhead is a block mask, indicating which compression technique is used for each block. In particular, we do not use any additional information apart from the JPEG compressed blocks for our inpainting process. The resulting *hybrid block-based EED* codec (*B-EED*) consistently outperforms JPEG, showing that transform-based and inpainting-based ideas can be mutually beneficial. Additionally, B-EED is the first codec to combine stored regions instead of single pixels with EED inpainting. The acquired masks automatically select regions containing corners. This indicates that corner information is not only essential for the reconstruction quality of EED, but also a preferred form of information.

B. Related Work

Hybrid ideas have been successfully used in image compression in various ways. Peter and Weickert [7] proposed a block-based decomposition of the image by choosing for each block between a reconstruction with EED or exemplar-based inpainting. In a similar way, Zhou et al. [8] store some image blocks with vector quantisation, discard all others and recover them with total variation inpainting. However, none of these codecs involve transform-based ideas.

In transform-based compression, JPEG [1] is currently the most widely used image codec. Its core idea is to apply the discrete cosine transform (DCT) to an image and quantise high-frequency coefficients in a fairly coarse way. This allows a compact data representation without perceptually severe degradations. In order to localise the inherently global transform, it performs all computations on separate 8×8 pixel blocks. JPEG is a perfect candidate for integration into a hybrid transform-inpainting codec, since it is easily accessible and structures the image into almost independent blocks.

This work has received funding from the European Research Council (ERC) under the European Union's Horizon 2020 research and innovation programme (grant agreement no. 741215, ERC Advanced Grant INCOVID).

Building onto JPEG compression, Rane et al. [9] proposed to reconstruct missing blocks with either structure inpainting or texture synthesis. More recently, Couto et al. [10] combined JPEG with patch-based inpainting. Following a more complex approach, Liu et al. [11] augmented H.264 [12] with both patch-based inpainting and additionally stored side information. All of these methods remove blocks either by simple mode detection in scanline order or by analysing image structures.

In contrast, we include the reconstruction error directly into our block removal approach. Moreover, we generalise the probabilistic sparsification and nonlocal pixel exchange methods by Mainberger et al. [13] to obtain an error-based block selection strategy.

C. Paper Structure

In Section II, we briefly review EED-based compression. EED plays the central role in our hybrid codec, which we propose in Section III. After evaluating our codec in several experiments in Section IV, we conclude with Section V.

II. EED IN IMAGE COMPRESSION

Edge-enhancing diffusion for denoising has been introduced by Weickert [14] and has firstly been used for inpainting by Weickert and Welk [15]. Assume that pixel values of a greyscale image are known at mask positions $K \subset \Omega$ as a subset of the image domain $\Omega \subset \mathbb{R}^2$. Weickert and Welk [15] compute the inpainting result as the steady state of the image $u(x, y, t)$ that evolves under the EED equation

$$\partial_t u = \operatorname{div}(\mathbf{D}(\nabla u_\sigma) \nabla u) \quad \text{on } \Omega \setminus K \times [0, \infty), \quad (1)$$

where u_σ is a Gaussian-smoothed version of u with standard deviation σ .

For EED, Weickert [14] defines the diffusion tensor \mathbf{D} via its eigenvectors $\mathbf{v}_1 \parallel \nabla u_\sigma$ and $\mathbf{v}_2 \perp \nabla u_\sigma$ and corresponding eigenvalues λ_1 and λ_2 . The eigenvalues are set as $\lambda_1 = g(|\nabla u_\sigma|^2)$ and $\lambda_2 = 1$ with the Charbonnier diffusivity $g(s^2) = (1 + \frac{s^2}{\lambda^2})^{-\frac{1}{2}}$ [16]. By design, EED allows smoothing along edges, but inhibits it across them. The contrast parameter λ determines how pronounced the gradient magnitude has to be to indicate an edge. Since EED guides diffusion along image structures, it is able to propagate information over large empty image regions.

Galić et al. [3] exploited the strong reconstructing properties of EED inpainting for image compression by storing values of very sparse masks. Building on this first codec, Schmaltz et al. [6] optimised performance for grey value images in their R-EED codec. For colour images, Peter et al. [4] extended R-EED to their R-EED-LP codec by enforcing sparser masks in the chroma channels and guiding inpainting there through the diffusion tensor of the reconstructed luma channel. R-EED-LP can outperform JPEG2000 for large compression ratios and images with medium texture. For highly textured regions, R-EED-LP becomes inefficient, since it has to store an extensive amount of mask points. As a remedy, codecs with nonlocal, exemplar-based inpainting have been proposed [17], but they




Fig. 1: Block sparsification on a simple test image. Discarded blocks are set to grey. B-EED removes all blocks except for those 8 which contain a corner, indicating that corner regions are the preferred form of known data for EED-based codecs.

are computationally expensive. Thus, let us now explore a faster hybrid strategy.

III. MARRYING JPEG AND EED INPAINTING

JPEG performs significantly worse than EED-based codecs on smooth regions since it has to store values for blocks where the inpainting process can propagate information from surrounding regions. By dropping image data in such areas and reconstructing them with EED inpainting, we can reduce storage significantly while preserving the overall reconstruction error or even decreasing it. Our novel, block-based B-EED codec starts with a pure JPEG compressed version as input image. In order to find out which JPEG blocks to remove, we generalise the pixel-based probabilistic sparsification of Mainberger et al. [13] to image blocks.

A. Data Optimisation

In a probabilistic block sparsification step, we randomly pick a fraction c_{PS} of all mask blocks as candidates and remove them temporarily from the inpainting mask. We then perform one global EED inpainting with the new mask. Afterwards, we add back $(1 - r_{PS})$ of the removed blocks that have the largest local error, as it is probable that these blocks are important for the reconstruction. Consequently, we have removed $r_{PS}c_{PS}$ of all mask blocks in one step. We repeat this process until the mask reaches a target density. This allows to identify those blocks that we can discard with least influence on the quality.

Since the greedy sparsification strategy does not guarantee to reach a globally optimal mask, we additionally introduce nonlocal block exchange (NLBE) as a generalisation of nonlocal pixel exchange (NLPE) [13]. This allows to reinsert blocks that have been removed in a sparsification step, although they are important for a good reconstruction. First, we randomly pick a fraction c_{NLBE} of non-mask blocks as candidates. From these candidates, we pick a fraction r_{NLBE} with largest local error and add them back to the mask. In order to keep the mask density constant, we randomly remove $r_{NLBE}c_{NLBE}$ of blocks again. If the new mask improves the EED reconstruction, we keep it, otherwise we discard it.

JPEG transforms colour images to YCbCr space and subsamples the chroma channels by a factor 2, exploiting the fact that the human visual system values structure over colour.

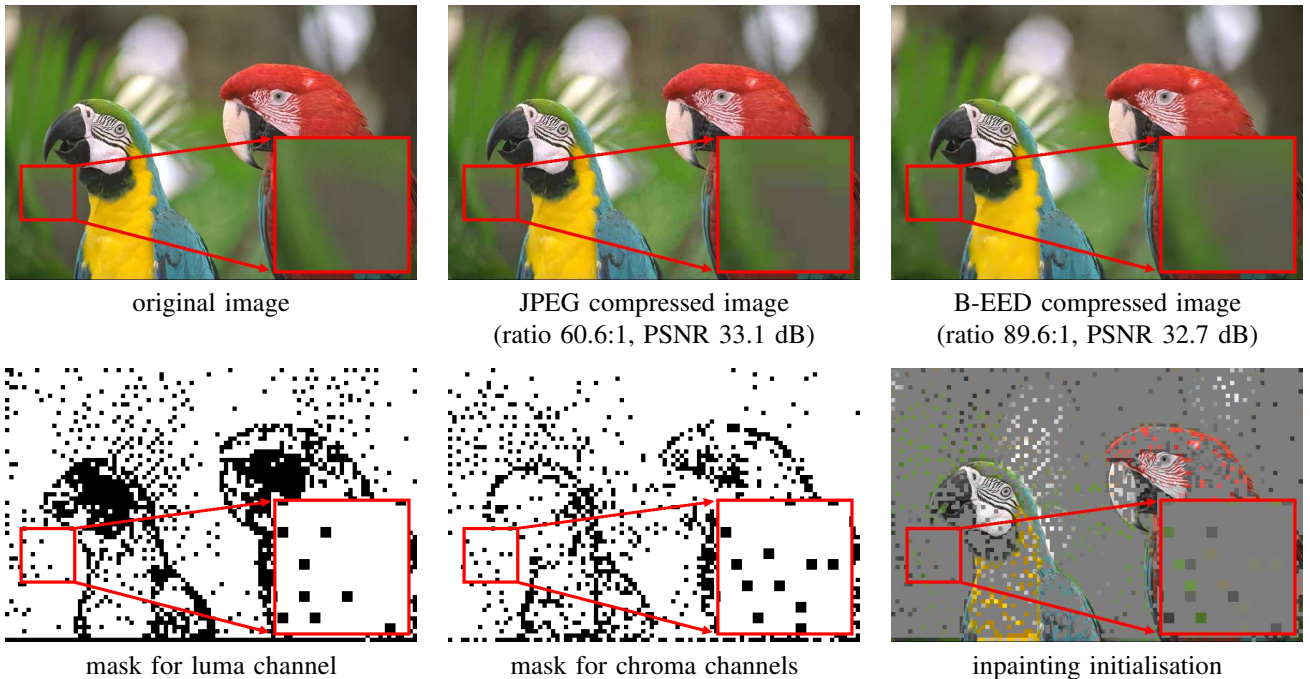


Fig. 2: Comparison between JPEG and B-EED on a natural image. The bottom right areas are zooms of the corresponding left rectangles. Best viewed in colour. **Top row:** The B-EED codec reduces coding costs by removing blocks from a baseline JPEG image. **Bottom row:** Mask blocks (in black) cluster at textured regions.

Since our block sparsification method inherently reduces information in the spatial domain, we can achieve a similar effect by allowing a differing mask density in the chroma channels. B-EED separately optimises the mask density of the luma and the chroma channels w.r.t. reconstruction error. Indeed, the resulting chroma densities are much lower than the corresponding luma densities.

Moreover, we found that block masks for a fixed density hardly change for reasonable choices of the EED parameters σ and λ . Thus, we first compute a mask with probabilistic sparsification for standard EED parameters. In order to achieve a given target compression ratio, this step includes the optimisation of the compression ratio of the baseline JPEG image as well as the mask densities of luma and chroma channels. Afterwards, we optimise σ and λ in two nested golden section searches. Subsequently applying NLBE eliminates blocks that are not optimal for the new parameter setting.

B. Storage and Reconstruction

The B-EED encoded image has very little storage overhead. In the header, we write the image size and EED parameters σ and λ separately for luma and chroma channels. Since we represent inpainting block positions in a binary mask, we can store them as simple bit sequences and compress them afterwards with arithmetic coding [18]. For the actual image data, we interpret the remaining blocks as smaller images which we compress with the widely used Libjpeg library [19]. The sizes of these images determine jump positions for the decoder that we additionally write to the header.

In the reconstruction step, we read JPEG compressed blocks from the smaller JPEG images and place them at their original positions in the image. Afterwards, we apply a global EED inpainting on the original image grid for every colour channel using the information from the JPEG blocks. For the chroma channels, we guide the inpainting with the diffusion tensor of the reconstructed luma channel as in R-EED-LP.

IV. EXPERIMENTAL EVALUATION

Our experiments cover two main topics: Firstly, we examine which image structures our B-EED codec picks as optimal data on a simple test image. Secondly, we compare B-EED against JPEG and R-EED-LP.

A. EED and Corners: A Good Match

So far, there is no codec that combines EED inpainting with stored regions instead of pixels. Based on the results of Schmaltz et al. [6], one could only conjecture that a codec using EED inpainting should pick corners as stored data for a reconstruction with minimal error. To check this hypothesis, we design a simple test image (Fig. 1a) with eight corner locations lying always within one distinctive 8×8 pixel block. We then sparsify this image with our B-EED codec while driving the density to the extreme such that only 8 blocks remain (Fig. 1b). Note that borders only serve better visibility and are not included in the test image. We can see that indeed, the blocks containing corner information are the ones that remain. Our codec identified these regions as optimal in terms of reconstruction error and reconstructs the original image




Fig. 3: Comparison between JPEG and B-EED for the images 15, 20, and 23 of the Kodak database (from top to bottom). The zooms contain areas with mostly JPEG compressed blocks. In addition to increasing the PSNR, B-EED reduces blocking artefacts in the background and also improves quality in textured regions through increased JPEG initialisation quality.

faithfully (Fig. 1c). This indicates that using regions containing image corners as known data in EED-based compression can lead to highly efficient codecs.

B. Comparison to Other Codecs

In our next experiment, we illustrate the potential of B-EED on a real-world image. As a test case, we choose Image 23 from the Kodak database [20]. Figure 2 shows a JPEG compressed version and a B-EED result acquired with the same JPEG image as initialisation. One can see that our codec mostly removes blocks in the background area. This yields a much smoother reconstruction compared to JPEG, especially visible for large compression ratios. B-EED keeps highly structured areas as JPEG blocks and propagates information from there into the empty regions. Thus, we do not create any block artefacts apart from the ones present between JPEG blocks. In this way, we increase the compression ratio by 48% while decreasing the PSNR by only 1%.

In our third experiment, we visually and quantitatively evaluate B-EED on a selection of images from the Kodak database. Along with Image 23, we select Image 20 and Image 15 as representatives for varying image content. Figure 3 shows a visual comparison with JPEG for different compression ratios. By smoothly inpainting homogeneous regions, B-EED removes blocking artefacts. Since it reduces storage cost via block removal, B-EED can choose lower compression ratios for its JPEG initialisation image leading to more accurate reconstructions also in textured regions. For the presented images, the chosen JPEG initialisation compression ratios are about 25% smaller than original JPEG ones. Corresponding rate distortion curves in Figure 4 indeed show that B-EED outperforms JPEG over all compression ratios, for high ratios by a large margin. It can be seen as competitive to R-EED-LP while being less computationally demanding and easier to optimise, decreasing runtime by roughly a factor 10 for medium compression ratios. In the compression pipeline de-

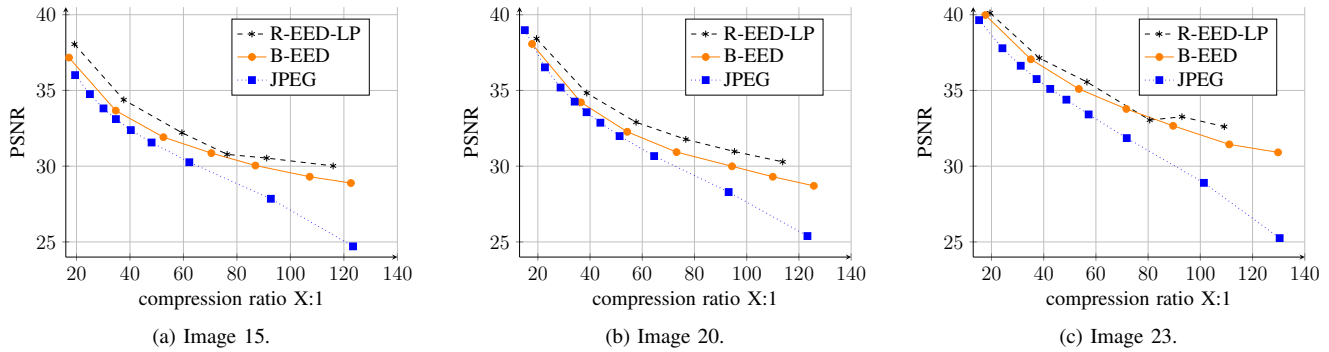


Fig. 4: Rate distortion curves for three images from the Kodak database. B-EED outperforms JPEG consistently and comes close to R-EED-LP with less computational effort.

scribed in Section III, the optimisation of σ and λ improved the error by up to 3% compared to the standard choice. Furthermore, NLBE decreased the error additionally by up to 10%. We observed stronger improvements for higher compression ratios, since non-optimally chosen blocks in the probabilistic sparsification have a higher influence on the global error for smaller mask densities.

V. CONCLUSIONS

We have proposed the first hybrid B-EED codec which combines JPEG and EED inpainting. Despite its simplicity, the codec is able to outperform JPEG on a set of natural images. Additionally, it performs similarly as the state of the art of PDE-based codecs while using much less demanding optimisation techniques. This shows that already simple components can lead to viable hybrid codecs performing well on a variety of image content. We expect that the application of our proposed concepts to more sophisticated codecs such as H.264 [12] can lead to similar improvements.

Furthermore, our work is the first to show that a codec combining EED inpainting with stored regions instead of pixels automatically selects image corners as optimal known data. This opens up a number of possibilities for advanced data selection strategies for PDE-based codecs which supplement pixel information with additional corner regions.

REFERENCES

- [1] W. B. Pennebaker and J. L. Mitchell, *JPEG: Still Image Data Compression Standard*, Springer, New York, 1992.
- [2] D. S. Taubman and M. W. Marcellin, Eds., *JPEG 2000: Image Compression Fundamentals, Standards and Practice*, Kluwer, Boston, 2002.
- [3] I. Galić, J. Weickert, M. Welk, A. Bruhn, A. Belyaev, and H.-P. Seidel, “Image compression with anisotropic diffusion,” *Journal of Mathematical Imaging and Vision*, vol. 31, no. 2–3, pp. 255–269, July 2008.
- [4] P. Peter, L. Kaufhold, and J. Weickert, “Turning diffusion-based image colorization into efficient color compression,” *IEEE Transactions on Image Processing*, vol. 26, no. 2, pp. 860–869, Feb. 2017.
- [5] J. Weickert, *Anisotropic Diffusion in Image Processing*, Teubner, Stuttgart, 1998.
- [6] C. Schmaltz, P. Peter, M. Mainberger, F. Ebel, J. Weickert, and A. Bruhn, “Understanding, optimising, and extending data compression with anisotropic diffusion,” *International Journal of Computer Vision*, vol. 108, no. 3, pp. 222–240, July 2014.
- [7] P. Peter and J. Weickert, “Compressing images with diffusion- and exemplar-based inpainting,” in *Scale Space and Variational Methods in Computer Vision*, J.-F. Aujol, M. Nikolova, and N. Papadakis, Eds., vol. 9087 of *Lecture Notes in Computer Science*, pp. 154–165. Springer, Berlin, 2015.
- [8] Q. Zhou, H. Yao, F. Cao, and Y.-C. Hu, “Efficient image compression based on side match vector quantization and digital inpainting,” *Journal of Real-Time Image Processing*, vol. 16, no. 3, pp. 799–810, June 2019.
- [9] S. D. Rane, G. Sapiro, and M. Bertalmio, “Structure and texture filling-in of missing image blocks in wireless transmission and compression applications,” *IEEE Transactions on Image Processing*, vol. 12, no. 3, pp. 296–302, Mar. 2003.
- [10] N. Couto, M. Naccari, and F. Pereira, “Image coding based on patch-driven inpainting,” in *Proc. 25th European Signal Processing Conference (EUSIPCO)*, Kos, Greece, Aug. 2017, pp. 1902–1906, IEEE Computer Society Press.
- [11] D. Liu, X. Sun, and F. Wu, “Inpainting with image patches for compression,” *Journal of Visual Communication and Image Representation*, vol. 23, no. 1, pp. 100–113, Jan. 2012.
- [12] Gary J. Sullivan and Thomas Wiegand, “Video compression – From concepts to the H. 264/AVC standard,” *Proceedings of the IEEE*, vol. 93, no. 1, pp. 18–31, Jan. 2005.
- [13] M. Mainberger, S. Hoffmann, J. Weickert, C. H. Tang, D. Johannsen, F. Neumann, and B. Doerr, “Optimising spatial and tonal data for homogeneous diffusion inpainting,” in *Scale Space and Variational Methods in Computer Vision*, A. M. Bruckstein, B. ter Haar Romeny, A. M. Bronstein, and M. M. Bronstein, Eds., vol. 6667 of *Lecture Notes in Computer Science*, pp. 26–37. Springer, Berlin, 2012.
- [14] J. Weickert, “Theoretical foundations of anisotropic diffusion in image processing,” *Computing Supplement*, vol. 11, pp. 221–236, 1996.
- [15] J. Weickert and M. Welk, “Tensor field interpolation with PDEs,” in *Visualization and Processing of Tensor Fields*, J. Weickert and H. Hagen, Eds., pp. 315–325. Springer, Berlin, 2006.
- [16] P. Charbonnier, L. Blanc-Féraud, G. Aubert, and M. Barlaud, “Two deterministic half-quadratic regularization algorithms for computed imaging,” in *Proc. 1994 IEEE International Conference on Image Processing*, Austin, TX, Nov. 1994, vol. 2, pp. 168–172, IEEE Computer Society Press.
- [17] L. Karos, P. Bheed, P. Peter, and J. Weickert, “Optimising data for exemplar-based inpainting,” in *Advanced Concepts for Intelligent Vision Systems*, J. Blanc-Talon, D. Helbert, W. Philips, D. Popsecu, and P. Scheunders, Eds., vol. 11182 of *Lecture Notes in Computer Science*, pp. 547–558. Springer, Cham, 2018.
- [18] J. J. Rissanen, “Generalized Kraft inequality and arithmetic coding,” *IBM Journal of Research and Development*, vol. 20, no. 3, pp. 198–203, May 1976.
- [19] Independent JPEG Group, “Libjpeg,” Version 9d, 2020.
- [20] Eastman Kodak Company, “Kodak true color image suite,” <http://r0k.us/graphics/kodak/>, 1999, Online.