

Minimization of p-Laplacian via the Finite Element Method in MATLAB

Ctirad Matonoha¹, Alexej Moskovka², and Jan Valdman^{3,4} *

¹The Czech Academy of Sciences, Institute of Computer Science,
Pod Vodárenskou věží 2, 18207 Prague 8, Czechia
matonoha@cs.cas.cz

²Faculty of Applied Sciences, Department of Mathematics,
University of West Bohemia, Technická 8, 30614 Pilsen, Czechia
alexmos@kma.zcu.cz

³The Czech Academy of Sciences, Institute of Information Theory
and Automation, Pod Vodárenskou věží 4, 18208 Prague 8

⁴Department of Applied Informatics, Faculty of Science, University
of South Bohemia, Branišovská 31, 37005 České Budějovice, Czechia
jan.valdman@utia.cas.cz

Abstract. Minimization of energy functionals is based on a discretization by the finite element method and optimization by the trust-region method. A key tool to an efficient implementation is a local evaluation of the approximated gradients together with sparsity of the resulting Hessian matrix. Vectorization concepts are explained for the p-Laplace problem in one and two space-dimensions.

Keywords: finite elements, energy functional, trust-region methods, p-Laplace equation, MATLAB code vectorization.

1 Introduction

We are interested in a (weak) solution of the p-Laplace equation [5,8]:

$$\begin{aligned} \Delta_p u &= f && \text{in } \Omega, \\ u &= g && \text{on } \partial\Omega, \end{aligned} \tag{1}$$

where the p-Laplace operator is defined as $\Delta_p u = \nabla \cdot (|\nabla u|^{p-2} \nabla u)$ for some power $p > 1$. The domain $\Omega \in \mathbb{R}^d$ is assumed to have a Lipschitz boundary $\partial\Omega$, $f \in L^2(\Omega)$ and $g \in W^{1-1/p,p}(\partial\Omega)$, where L and W denote standard Lebesgue and Sobolev spaces. It is known that (1) represents an Euler-Lagrange equation

* The work of C. Matonoha was supported by the long-term strategic development financing of the Institute of Computer Science (RVO:67985807). The work of A. Moskovka and J. Valdman was supported by the Czech-Austrian Mobility MSMT Grant: 8J21AT001.

corresponding to a minimization problem

$$J(u) = \min_{v \in V} J(v), \quad J(v) := \frac{1}{p} \int_{\Omega} |\nabla v|^p dx - \int_{\Omega} f v dx, \quad (2)$$

where $V = W_g^{1,p}(\Omega) = \{v \in W^{1,p}, v = g \text{ on } \partial\Omega\}$ includes Dirichlet boundary conditions on $\partial\Omega$. The minimizer $u \in V$ of (2) is known to be unique for $p > 1$.

Due to the high complexity of the p-Laplace operator (with the exception of the case $p = 2$ which corresponds to the classical Laplace operator), the analytical handling of (1) is difficult. The finite element method [2,3] can be applied as an approximation of (2) and results in a minimization problem

$$J(u_h) = \min_{v \in V_h} J(v), \quad J(v) := \frac{1}{p} \int_{\Omega} |\nabla v|^p dx - \int_{\Omega} f v dx \quad (3)$$

formulated over the finite-dimensional subspace V_h of V . We consider for simplicity the case $V_h = P^1(\mathcal{T})$ only, where $P^1(\mathcal{T})$ is the space of nodal basis functions defined on a triangulation \mathcal{T} of the domain Ω using the simplest possible elements (intervals for $d = 1$, triangles for $d = 2$, tetrahedra for $d = 3$). The subspace V_h is spanned by a set of n_b basis functions $\varphi_i(x) \in V_h, i = 1, \dots, n_b$ and a trial function $v \in V_h$ is expressed by a linear combination

$$v(x) = \sum_{i=1}^{n_b} v_i \varphi_i(x), \quad x \in \Omega,$$

where $\bar{v} = (v_1, \dots, v_{n_b}) \in \mathbb{R}^{n_b}$ is a vector of coefficients. The minimizer $u_h \in V_h$ of (3) is represented by a vector of coefficients $\bar{u} = (u_1, \dots, u_{n_b}) \in \mathbb{R}^{n_b}$ and some coefficients of \bar{u}, \bar{v} related to Dirichlet boundary conditions are prescribed.

In this paper, the first-order optimization methods are combined with FEM implementations [1,7] in order to solve (3) efficiently. These are the quasi-Newton (QN) and the trust-region (TR) methods [4] that are available in the MATLAB Optimization Toolbox. The QN methods only require the knowledge of $J(v)$ and is therefore easily applicable. The TR methods additionally require the numerical gradient vector

$$\nabla J(\bar{v}) \in \mathbb{R}^{n_b}, \quad \bar{v} \in \mathbb{R}^{n_b}$$

and also allow to specify a sparsity pattern of the Hessian matrix $\nabla^2 J(\bar{v}) \in \mathbb{R}^{n_b \times n_b}, \bar{v} \in \mathbb{R}^{n_b}$, i.e., only positions (indices) of nonzero entries. The sparsity pattern is directly given by a finite element discretization.

We compare four different options:

- option 1 : the TR method with the gradient evaluated directly via its explicit form and the specified Hessian sparsity pattern.
- option 2 : the TR method with the gradient evaluated approximately via central differences and the specified Hessian sparsity pattern.

- option 3 : the TR method with the gradient evaluated approximately via central differences and no Hessian sparsity pattern.
- option 4 : the QN method.

Clearly, option 1 is only applicable if the exact form of gradient is known while option 2 with the approximate gradient is only bounded to finite elements discretization and is always feasible. Similarly to option 2, option 3 also operates with the approximate form of gradient, however the Hessian matrix is not specified. Option 3 serves as an intermediate step between options 2 and 4. Option 4 is based on the Broyden–Fletcher–Goldfarb–Shanno (BFGS) formula.

2 One-dimensional problem

The p-Laplace equation (1) can be simplified as

$$\left(|u_x|^{p-2}u_x\right)_x = f \quad \text{in } \Omega = (a, b) \quad (4)$$

and the energy as

$$J(v) := \frac{1}{p} \int_a^b |v_x|^p dx - \int_{\Omega} f v dx. \quad (5)$$

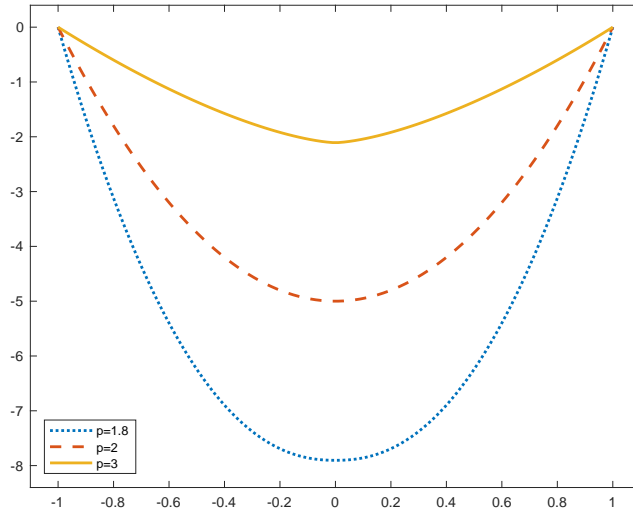


Fig. 1. Solutions for $p \in \{1.8, 2, 3\}$, $\Omega = (-1, 1)$, $f = -10$ and Dirichlet boundary conditions $u(-1) = u(1) = 0$.

Assume for simplicity an equidistant distribution of $n+2$ discretization points ordered in a vector $(x_0, \dots, x_{n+1}) \in \mathbb{R}^{n+2}$, where $x_i := a + i h$ for $i = 0, 1, \dots, n+1$ and $h := (b-a)/(n+1)$ denotes an uniform length of all sub-intervals. It means that $x_0 = a, x_{n+1} = b$ are boundary nodes.

There are $n + 2 = n_b$ well-known hat basis functions $\varphi_0(x), \dots, \varphi_{n+1}(x)$ satisfying the property $\varphi_i(x_j) = \delta_{ij}, i, j = 0, \dots, n + 1$, where δ denotes the Kronecker symbol.

Then, $v \in V_h$ is a piecewise linear and globally continuous function on (a, b) represented by a vector of coefficients $\bar{v} = (v_0, \dots, v_{n+1}) \in \mathbb{R}^{n+2}$. The minimizer $u_h \in V_h$ is similarly represented by a vector $\bar{u} = (u_0, \dots, u_{n+1}) \in \mathbb{R}^{n+2}$. Dirichlet boundary conditions formulated at both interval ends imply $v_0 = u_0 = g(a), v_{n+1} = u_{n+1} = g(b)$, where boundary values $g(a), g(b)$ are prescribed.

It is convenient to form a mass matrix $M \in \mathbb{R}^{(n+2) \times (n+2)}$ with entries

$$M_{i,j} = \int_a^b \varphi_{i-1}(x) \varphi_{j-1}(x) dx = h \cdot \begin{cases} 1/3, & i = j \in \{1, n+2\} \\ 2/3, & i = j \in \{2, \dots, n+1\} \\ 1/6, & |i - j| = 1 \\ 0, & \text{otherwise} \end{cases}. \quad (6)$$

If we assume that $f \in V_h$ is represented by a (column) vector $\bar{f} = (f_0, \dots, f_{n+1}) \in \mathbb{R}^{n+2}$, then the linear energy term reads exactly

$$\int_a^b f v dx = \bar{f}^T M \bar{v} = \bar{b}^T \bar{v} = \sum_{i=0}^{n+1} b_i v_i,$$

where $\bar{b} = (b_0, \dots, b_{n+1}) = \bar{f}^T M \in \mathbb{R}^{n+2}$.

The gradient energy term is based on the derivative v_x which is a piecewise constant function and reads

$$v_x|_{(x_{i-1}, x_i)} = (v_i - v_{i-1})/h, \quad i = 1, \dots, n + 1.$$

Now, it is easy to derive the following minimization problem:

Problem 1 (p-Laplacian in 1D with Dirichlet conditions at both ends).

Find $u = (u_1, \dots, u_n) \in \mathbb{R}^n$ satisfying

$$J(u) = \min_{v \in \mathbb{R}^n} J(v), \quad J(v) = \frac{1}{p h^{p-1}} \sum_{i=1}^{n+1} |v_i - v_{i-1}|^p - \sum_{i=0}^{n+1} b_i v_i, \quad (7)$$

where values $v_0 := g(a), v_{n+1} := g(b)$ are prescribed.

Note that the full solution vector reads $\bar{u} = (g(a), u, g(b)) \in \mathbb{R}^{n+2}$, where $u \in \mathbb{R}^n$ solves Problem 1 above.

Figure 1 illustrates discrete minimizers \bar{u} for $(a, b) = (-1, 1)$, $f = -10$ and $p \in \{1.8, 2, 3\}$ assuming zero Dirichlet conditions $u(a) = u(b) = 0$. Recall that the exact solution u is known in this simple example.

Table 1 depicts performance of all four options for the case $p = 3$ only, in which the exact energy reads $J(u) = -\frac{16}{3}\sqrt{10} \approx -16.8655$. The first column of every option shows evaluation time, while the second column provides the total number of linear systems to be solved (iterations), including rejected steps. Clearly, performance of options 1 and 2 dominates over options 3 and 4.

n	option 1:		option 2:		option 3:		option 4:	
	time	iters	time	iters	time	iters	time	iters
1e1	0.01	8	0.01	6	0.02	6	0.02	17
1e2	0.03	12	0.05	11	0.49	11	0.29	94
1e3	0.47	37	0.50	15	96.22	14	70.51	922

Table 1. MATLAB performance in 1D for $p = 3$. Times are given in seconds.

3 Two-dimensional problem

The equation (1) in 2D has the form

$$\nabla \cdot \left(\left[\left(\frac{\partial u}{\partial x} \right)^2 + \left(\frac{\partial u}{\partial y} \right)^2 \right]^{\frac{p-2}{2}} \nabla u \right) = f \quad \text{in } \Omega \quad (8)$$

and the corresponding energy reads

$$J(v) := \frac{1}{p} \iint_{\Omega} (|v_x|^p + |v_y|^p) \, dx dy - \iint_{\Omega} f v \, dx dy. \quad (9)$$

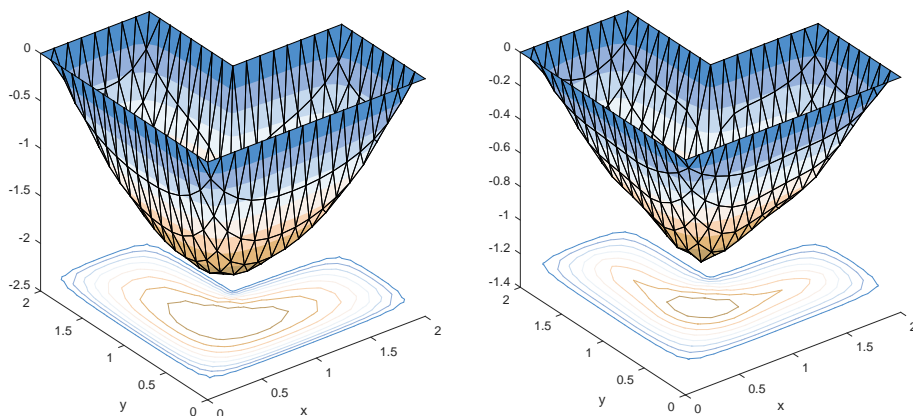


Fig. 2. Numerical solutions with contour lines for $p = 1.8$ (left) and $p = 3$ (right) and a L-shape domain Ω , $f = -10$ and zero Dirichlet boundary conditions on $\partial\Omega$.

Assume a domain $\Omega \in \mathbb{R}^2$ with a polygonal boundary $\partial\Omega$ is discretized by a regular triangulation of triangles [3]. The sets \mathcal{T} and \mathcal{N} denote the sets of all triangles and their nodes (vertices) and $|\mathcal{T}|$ and $|\mathcal{N}|$ their sizes, respectively. Let $\mathcal{N}_{dof} \subset \mathcal{N}$ be the set of all internal nodes and $\mathcal{N} \setminus \mathcal{N}_{dof}$ denotes the set of boundary nodes.

A trial function $v \in V_h = P_1(\mathcal{T})$ is a globally continuous and linear scalar function on each triangle $T \in \mathcal{T}$ represented by a vector of coefficients $\bar{v} =$

$(v_1, \dots, v_{|\mathcal{N}|}) \in \mathbb{R}^{|\mathcal{N}|}$. Similarly the minimizer $u_h \in V_h$ is represented by a vector of coefficients $\bar{u} = (u_1, \dots, u_{|\mathcal{N}|}) \in \mathbb{R}^{|\mathcal{N}|}$. Dirichlet boundary conditions imply

$$v_i = u_i = g(N_i), \quad \text{where } N_i \in \mathcal{N} \setminus \mathcal{N}_{dof}, \quad (10)$$

and the function $g : \partial\Omega \rightarrow \mathbb{R}$ prescribes Dirichlet boundary values.

Example 1. A triangulation \mathcal{T} of the L-shape domain Ω is given in Figure 3 (left) in which $|\mathcal{T}| = 24$, $|\mathcal{N}| = 21$. The Hessian sparsity pattern (right) can be directly extracted from the triangulation: it has a nonzero value at the position i, j , if nodes i and j share a common edge. The set of internal nodes that appear

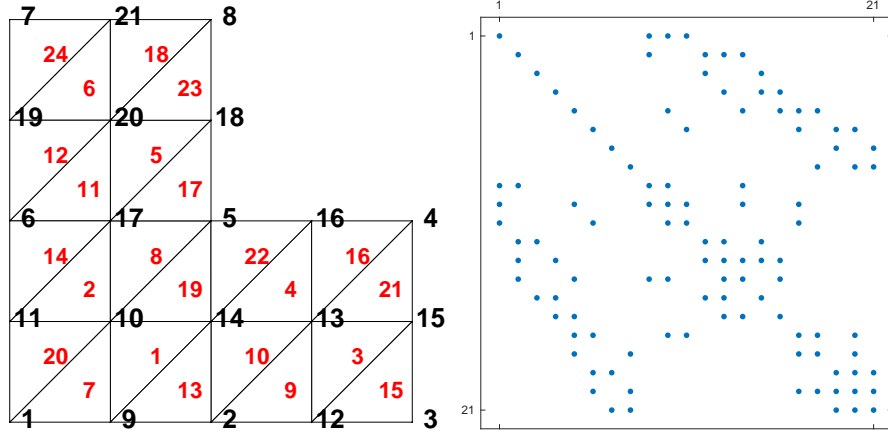


Fig. 3. A triangular mesh (left) and the corresponding Hessian sparsity pattern (right).

in the minimization process reads $\mathcal{N}_{dof} = \{N_{10}, N_{13}, N_{14}, N_{17}, N_{20}\}$, while the remaining nodes belong to the boundary $\partial\Omega$.

For an arbitrary node N_k , $k \in \{1, 2, \dots, |\mathcal{N}|\}$ we define a global basis function φ_k which is linear on every triangle and holds $\varphi_k(N_l) = \delta_{kl}$, $l \in \{1, 2, \dots, |\mathcal{N}|\}$. Note that with these properties all global basis functions are uniquely defined.

Similarly to 1D, assume $f \in V_h$ is represented by a (column) vector $\bar{f} \in \mathbb{R}^{|\mathcal{N}|}$, and introduce a (symmetric) mass matrix $M \in \mathbb{R}^{|\mathcal{N}| \times |\mathcal{N}|}$ with entries $M_{i,j} = \iint_{\Omega} \varphi_i \varphi_j \, dx dy$. Then it holds $\iint_{\Omega} f v \, dx dy = \sum_{i=1}^{|\mathcal{N}|} b_i v_i$, where $b = \bar{f}^T M \in \mathbb{R}^{|\mathcal{N}|}$.

Next, for an arbitrary element $T_i \in \mathcal{T}$, $i \in \{1, 2, \dots, |\mathcal{T}|\}$, denote $\varphi^{i,1}, \varphi^{i,2}, \varphi^{i,3}$ all three local basis functions on the i -th element and let $\varphi_x^{i,j}, \varphi_y^{i,j}$, $j \in \{1, 2, 3\}$ be the partial derivatives with respect to 'x' and 'y' of the j -th local basis function on the i -th element, respectively. In order to formulate the counterpart of (7) in two dimensions, we define gradient vectors $v_{x,el}, v_{y,el} \in \mathbb{R}^{|\mathcal{T}|}$ with entries

$$v_{x,el}^i = \sum_{j=1}^3 \varphi_x^{i,j} v^{i,j}, \quad v_{y,el}^i = \sum_{j=1}^3 \varphi_y^{i,j} v^{i,j},$$

where $v^{i,j}$ is the value of v in the j -th node of the i -th element.

With these substitutions we derive the 2D counterpart of Problem 1:

Problem 2 (p-Laplacian in 2D). Find a minimizer $u \in \mathbb{R}^{|\mathcal{N}|}$ satisfying

$$J(u) = \min_{v \in \mathbb{R}^{|\mathcal{N}|}} J(v), \quad J(v) = \frac{1}{p} \sum_{i=1}^{|\mathcal{T}|} |T_i| \left(|v_{x,el}^i|^p + |v_{y,el}^i|^p \right) - \sum_{i=1}^{|\mathcal{N}|} b_i v_i \quad (11)$$

with prescribed values $v_i = g(N_i)$ for $N_i \in \mathcal{N} \setminus \mathcal{N}_{dof}$.

\mathcal{N}_{dof}	option 1:		option 2:		option 3:		option 4:	
	time	iters	time	iters	time	iters	time	iters
33	0.04	8	0.05	8	0.15	8	0.06	19
161	0.20	10	0.29	9	3.19	9	0.56	31
705	0.75	9	1.17	9	70.59	9	12.89	64
2945	3.30	10	5.02	9	-	-	388.26	133
12033	16.87	12	24.07	10	-	-	-	-
48641	75.32	12	107.38	10	-	-	-	-

Table 2. MATLAB performance in 2D for $p = 3$. Times are given in seconds.

Figure 2 illustrates numerical solutions for the L-shape domain from Figure 3, for $f = -10$ and $p \in \{1.8, 3\}$. Table 2 depicts performance of all options for $p = 3$. Similarly to 1D case (cf. Table 1), performance of options 1 and 2 clearly dominates over options 3 and 4. Symbol '-' denotes calculation which ran out of time or out of memory. The exact solution u is not known in this example but numerical approximations provide the upper bound $J(u) \approx -8.1625$.

3.1 Remarks on 2D implementation

As an example of our MATLAB implementation, we introduce below the following block describing the evaluation of formula (11):

```

1 function e=energy(v)
2     v_elems=v( elems2nodes );
3     v_x_elems=sum( dphi_x .* v_elems ,2 );
4     v_y_elems=sum( dphi_y .* v_elems ,2 );
5     intgrds=(1/p)*sum( abs( [ v_x_elems v_y_elems ] ) .^ p ,2 );
6     e=sum( areas .* intgrds ) - b'*v;
7 end
    
```

The whole code is based on several matrices and vectors that contain the topology of the triangulation and gradients of basis functions. Note that these objects are assembled effectively by using vectorization techniques from [1,7] once and do not change during the minimization process. These are (with dimensions):

`elems2nodes` $|\mathcal{T}| \times 3$ - for a given element returns three corresponding nodes

`areas` $|\mathcal{T}| \times 1$ - vector of areas of all elements, `areas(i) = $|T_i|$`
`dphi_x` $|\mathcal{T}| \times 3$ - partial derivatives of all three basis functions with respect to x
on every element
`dphi_y` $|\mathcal{T}| \times 3$ - partial derivatives of all three basis functions with respect to y
on every element

The remaining objects are recomputed in every new evaluation of the energy:

`v_elems` $|\mathcal{T}| \times 3$ - where `v_elems(i,j)` represents $v^{i,j}$ above
`v_x_elems` $|\mathcal{T}| \times 1$ - where `v_x_elems(i)` represents $v_{x,el}^i$ above
`v_y_elems` $|\mathcal{T}| \times 1$ - where `v_y_elems(i)` represents $v_{y,el}^i$ above

The evaluation of the energy above is vital to option 4. For other options, exact and approximate gradients of the discrete energy (11) are needed, but not explained in detail here. Additionally, for options 1 and 2, the Hessian pattern is needed and is directly extracted from the object `elems2nodes` introduced above.

Implementation and outlooks Our MATLAB implementation is available at

<https://www.mathworks.com/matlabcentral/fileexchange/87944>

for download and testing. The code is designed in a modular way that different scalar problems involving the first gradient energy terms can be easily added. Additional implementation details on evaluation of exact and approximate gradients will be explained in the forthcoming paper.

We are particularly interested in further vectorization of current codes resulting in faster performance and also in extension to vector problems such as nonlinear elasticity. Another goal is to exploit line search methods from [6].

References

1. Anjam I., Valdman J.: *Fast MATLAB assembly of FEM matrices in 2D and 3D: edge elements*. Applied Mathematics and Computation, 2015, 267, 252-263.
2. Barrett, John W., Liu, Jian G.: *Finite Element Approximation of the p -Laplacian*, Mathematics of Computation, 1993, 61(204):523-537.
3. Ciarlet P.G.: *The Finite Element Method for Elliptic Problems*. SIAM, Philadelphia, 2002.
4. Conn A.R., Gould N.I.M., Toint P.L.: *Trust-Region Methods*. SIAM, Philadelphia, 2000.
5. Drábek P., Milota J.: *Methods of Nonlinear Analysis: Applications to Differential Equations* (second edition), Birkhauser, 2013.
6. L.Lukšan, M.Tůma, C.Matonoha, J.Vlček J., N.Ramešová, M.Šiška, J.Hartman: UFO 2017. Interactive System for Universal Functional Optimization. Technical Report V-1252. Prague, ICS AS CR 2017. <http://www.cs.cas.cz/luksan/ufo.html>
7. Rahman T., Valdman J.: *Fast MATLAB assembly of FEM matrices in 2D and 3D: nodal elements*. Applied Mathematics and Computation, 2013, 219, 7151-7158.
8. Lindqvist P.: *Notes of the p -Laplace Equation* (second edition), report 161 (2017) of the Department of Mathematics and Statistics, University of Jyväskylä, Finland.