

Direct TPE Measurement via e^+p/e^-p Scattering at low ε in Hall A

Ethan Cline · Jan C. Bernauer · Axel Schmidt

Received: date / Accepted: date

Abstract The proton elastic form factor ratio can be measured either via Rosenbluth separation in an experiment with unpolarized beam and target, or via the use of polarization degrees of freedom. However, data produced by these two approaches show a discrepancy, increasing with Q^2 . The proposed explanation of this discrepancy – two-photon exchange – has been tested recently by three experiments. The results support the existence of a small two-photon exchange effect but cannot establish that theoretical treatments at the measured momentum transfers are valid. At larger momentum transfers, theory remains untested, and without further data, it is impossible to resolve the discrepancy. A positron beam at Jefferson Lab allows us to directly measure two-photon exchange over an extended Q^2 and ε range with high precision. With this, we can validate whether the effect reconciles the form factor ratio measurements, and test several theoretical approaches, valid in different parts of the tested Q^2 range. In this proposal, we describe a measurement program in Hall A that combines the Super BigBite, BigBite, and High Resolution Spectrometers to directly measure the two-photon effect. Though the limited beam current of the positron beam will restrict the kinematic reach, this measurement will have very small systematic uncertainties, making it a clean probe of two photon exchange.

Keywords Two-Photon Exchange · Jefferson Lab · Hall A · positrons

Ethan Cline · Jan C. Bernauer
Center for Frontiers in Nuclear Science, Stony Brook University, Stony Brook, NY, USA

Jan C. Bernauer
Riken BNL Research Center, Upton, NY, USA

Axel Schmidt
The George Washington University, Washington, DC, USA

Introduction

Historically the elastic form factors of the proton have been probed via unpolarized electron-proton scattering. The cross sections were measured over a large range of four-momentum transfer squared, Q^2 , and the form factors were extracted via the so-called Rosenbluth separation. It was found that the form factor ratio $\mu G_E/G_M$ is constant and consistent with unity over the measured range of data. Somewhat more recently, the ratio of the form factors was measured using polarized electron beams, with different systematics and increased precision. However, the polarized results indicate a roughly linear fall-off of the ratio, decreasing with increasing Q^2 . A summary of the different experimental measurements are compiled in Fig. 1. The two data sets are inconsistent with each other, indicating that the true proton form factors are unknown, as either method could be introducing errors into the extraction. The resolution of this “form factor ratio puzzle” is crucial to advance our knowledge of the proton electromagnetic form factors.

The differences observed by the polarized and unpolarized methods have been attributed to two-photon exchange (TPE) effects [Gui03, Car07, Arr11, Afa17], which are much more important in the Rosenbluth method than in the polarization transfer method, where in the ratio they partially cancel out. TPE corresponds to the group of diagrams where two photon lines connect the lepton and proton. The diagrams are typically separated into two cases, “soft” and “hard”, although it is important to note that this distinction is arbitrary, and depends on the specific prescription being employed. The so-called “soft” case, when one of the photons has negligible momentum, is included in the standard radiative corrections, like ref. [Mo69, Max00], to cancel infrared divergences from other diagrams. The “hard”

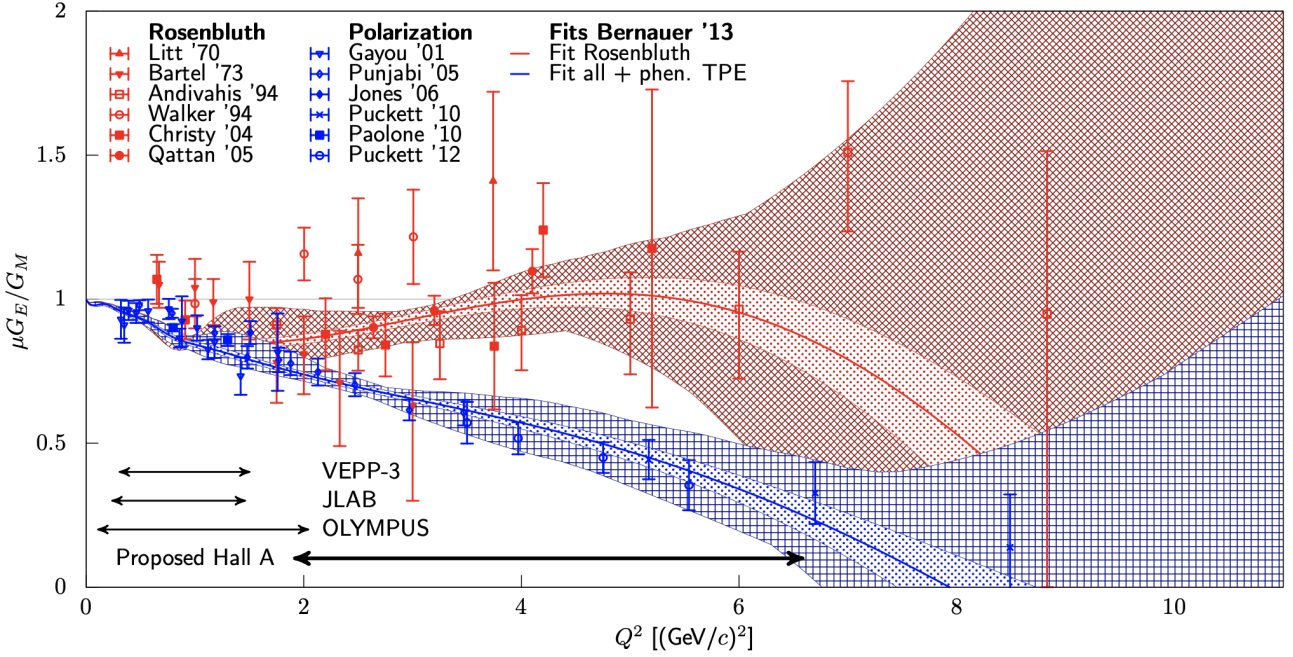


Fig. 1 The proton form factor ratio $\mu G_E/G_M$, as determined via Rosenbluth-type (red points, from [Lit70, Bar73, And94, Wal94, Chr04, Qat05]) and polarization-type (blue points, from [Gay01, Pun05, Jon06, Puc10, Pao10, Puc12]) experiments. While the former indicate a ratio close to 1, the latter show a distinct linear fall-off. Curves are from a phenomenological fit [Ber14], to either the Rosenbluth-type world data set alone (red curves) or to all data, then including a phenomenological two-photon-exchange model. We also indicate the coverage of earlier experiments as well as of the experiment described below.

part, where both photons can carry considerable momentum, is not.

It is obviously important to study this proposed solution to the discrepancy with experiments that have sensitivity to two-photon contributions. The most straightforward process to evaluate two-photon contribution is the measurement of the ratio of elastic e^+p/e^-p scattering, which in leading order is given by the expression:

$$R_{2\gamma} = 1 - 2\delta_{\gamma\gamma}. \quad (1)$$

Several experiments have recently been carried out to measure the two-photon exchange contribution in elastic scattering: the VEPP-3 experiment at Novosibirsk [Rac14], the CLAS experiment at Jefferson Lab [Rim16, Adi14, Mot13], and the OLYMPUS experiment at DESY [Hen16]. The kinematic reach of these experiments was limited, however, as seen in Fig. 2.

The current status can be summarized as such:

- TPE exists, but is small in the covered region.
- Hadronic theoretical calculations, supposed to be valid in this kinematic regime, might not be good enough yet.
- Calculations based on GPDs, valid at higher Q^2 , are so far not tested at all by experiment.

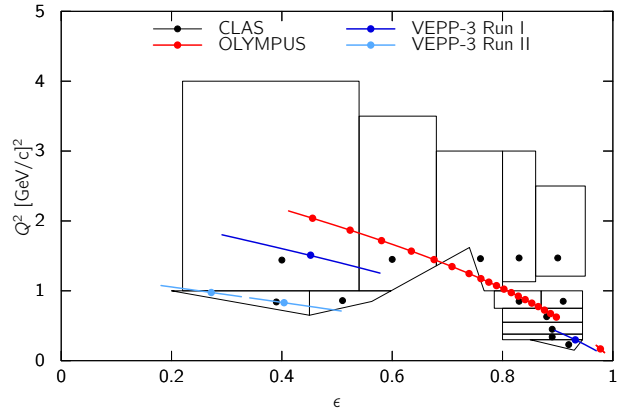


Fig. 2 Kinematics covered by the three recent experiments to measure the TPE contribution to the elastic ep cross section. The beam energy in the CLAS experiment was not fixed. The black polygons signify the phase space of data projected to the black points.

- A comparison with the phenomenological extraction allows for the possibility that the discrepancy might not stem from TPE alone.

We refer to [Afa17] for an in-depth review.

The uncertainty in the resolution of the ratio puzzle jeopardizes the extraction of reliable form factor information, especially at the high Q^2 covered by the Jef-

fereson Lab 12 GeV program. New data are needed to resolve the discrepancy.

Both theory and phenomenological extractions predominantly predict a roughly proportional relationship of the TPE effect with $1 - \varepsilon$ and a sub-linear increase with Q^2 . Constraints on the non-linearities in the TPE effect are given in [Tva06]. However, interaction rates drop sharply with smaller ε and higher Q^2 , corresponding to higher beam energies and larger electron scattering angles. The kinematic region of interest is easily accessible using the spectrometers in Hall A. As seen below, with the proposed positron source at Jefferson Lab, a clear measurement of the TPE could be made in less than 2 weeks in Hall A.

Proposed Measurement

In this proposal, we advance a new definitive measurement of the TPE effect that would be possible with a positron source at CEBAF. By alternately scattering positron and electron beams from a liquid hydrogen target and detecting the scattered lepton in the spectrometers available in Hall A, the magnitude of the TPE contribution between Q^2 values of 2 and 6 GeV^2 , and at low ε could be significantly constrained. With such a measurement, the question of whether or not TPE is at the heart of the “proton form factor puzzle” could be answered.

Hall A would provide a quick (<2 weeks) measurement of the TPE effect. Utilizing the spectrometers available in the hall, we would be able to perform measurements at the kinematics in the region of interest, namely $\varepsilon < 0.2$. By using the new Super BigBite Spectrometer (SBS) along with the upgraded BigBite Spectrometer (BB), we would be able to extend the measurement to a previously inaccessible kinematic region, $\varepsilon < 0.2$. The speed and precision of these measurements would be instrumental to addressing the “form factor puzzle”.

In addition to a standard ep Rosenbluth measurement, we would make use of a proton detection measurement. This approach is less sensitive to the difference between electron and positron beam runs. The Q^2 range is comparable to that of the standard Rosenbluth measurements, from 3 GeV^2 to 6 GeV^2 , and the measurement extracts the TPE contribution to the ε dependence of the cross section, rather than the cross section at a fixed value of Q^2 and ε . However, it does not require frequent changes between electron and positron beams that are typically necessary to minimize beam systematics in traditional lepton detection Rosenbluth measurements.

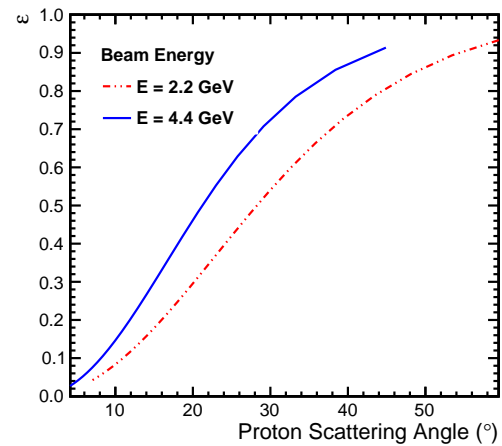
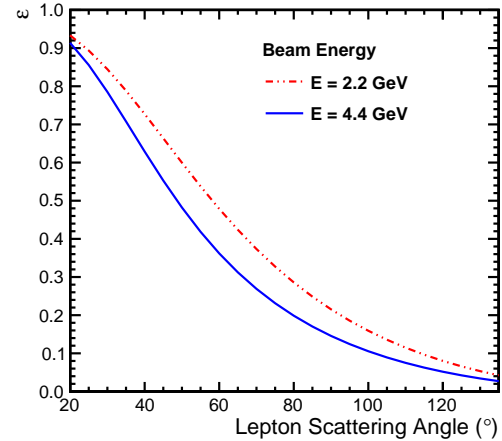


Fig. 3 ε vs polar angle coverage for electron detection (top) and for proton detection (bottom) for the two proposed beam energies.

A similar proton-only measurement technique was used by Jefferson Lab experiments E01-001 and E05-017 to provide a more precise Rosenbluth extraction of the ratio G_E/G_M for comparison to precise polarization measurements [Qat05]. The improved precision comes from the fact that G_E/G_M is independent of systematic effects that yield an overall renormalization of the measurements at a fixed Q^2 , combined with the fact that many of the experimental conditions are unchanged when detecting $e - p$ scattering at fixed Q^2 over a range of ε values. The proton Q^2 is fixed, and so Q^2 -dependent corrections drop out in the extraction of G_E/G_M . In addition, the cross section dependence on ε is dramatically reduced when detecting the proton, while the sensitivity to knowledge of the beam energy, spectrometer momentum, and spectrometer angle is also reduced. Finally, the large, ε -dependent radiative corrections also have reduced ε dependence for proton detection.

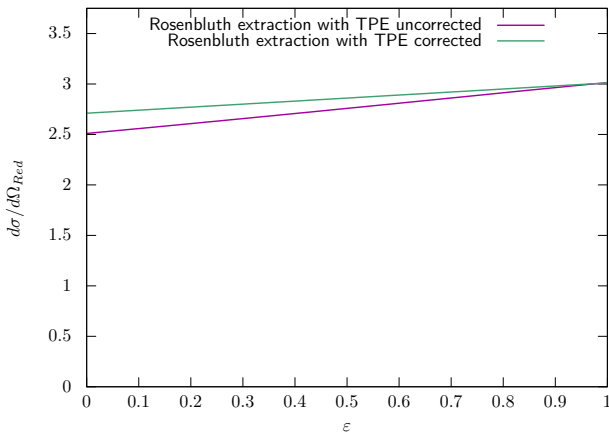


Fig. 4 Example size of the TPE effect for $Q^2 = 6 \text{ (GeV/c)}^2$. Both curves appear linear in the scale of the figure, and are nearly identical at large ε . The TPE has a larger effect on the extraction of G_E , which is the slope of the curve.

Figure 3 shows the angle coverage for both the electron (left) and for the proton (right). There is a one-to-one correlation between the electron scattering angle and the proton recoil angle. For the kinematics of interest, $\varepsilon < 0.6$ and $Q^2 > 2 \text{ GeV}^2$ for the chosen beam energies from 2.2 & 4.4 GeV, nearly all of the electron scattering angles falls into a polar angle range from 40° to 125° , and corresponding to the proton polar angle range from 8° to 35° . These kinematics are most suitable for accessing the TPE contributions.

It has been shown [Arr07] that the extraction of the high- Q^2 form factors is not limited by our understanding of the TPE contributions, as long as the assumption that the Rosenbluth-Polarization discrepancy is explained entirely by TPE contributions. The proposed measurement would test this assumption, and also provide improved sensitivity to the overall size of the linear part of the TPE contribution that appears as a false contribution to G_E when TPE contributions are neglected. An example of the size of the TPE effect is shown in Fig. 4. The measurement is also sensitive to non-linear contributions [Tva06] coming from TPE, and would provide improved sensitivity compared to existing electron measurements. More details are provided in Ref. [Yur17].

Experimental Set-Up

Here we discuss the setup for our measurement to be performed in Hall A. The main kinematic considerations are the limited momentum reach of the spectrometers in Hall A. However, the large acceptance of BigBite and Super BigBite allows measurements at very low values of ε with excellent precision.

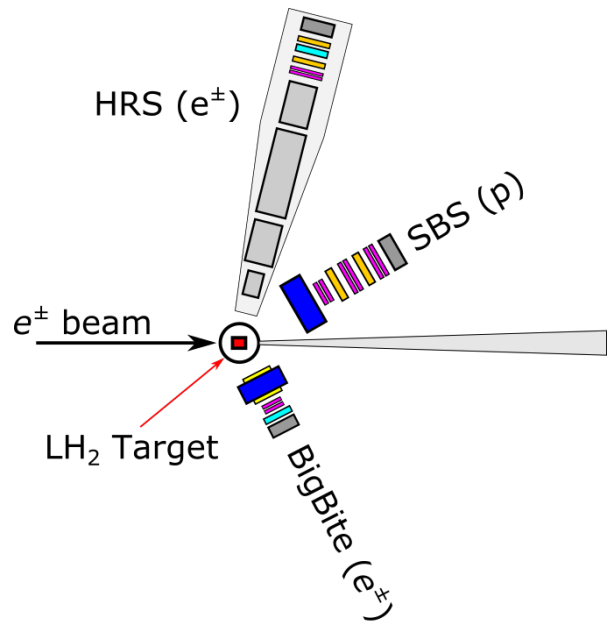


Fig. 5 A not-to-scale schematic of the detector configuration for the proposed experiment. The particle type in parentheses indicate what will be detected by that spectrometer.

For the rate estimates and the kinematic coverage we have made a number of assumptions that are not overly stringent:

- Positron beam currents (unpolarized): $I_{e^+} \approx 1 \mu\text{A}$.
- Beam profile: $\sigma_x, \sigma_y < 0.4 \text{ mm}$.
- Polarization: not required, so phase space at the source maybe chosen for optimized yield and beam parameters.
- Operate with a 10 cm liquid H_2 target and luminosity of $2.6 \text{ pb}^{-1} \text{ s}^{-1}$.
- Use the HRS and BigBite for lepton (e^+/e^-) detection at $\theta_l = 40 - 120^\circ$.
- Use the SBS for proton detection at $\theta_p = 6 - 15^\circ$.

The Hall A configuration suitable for this experiment is shown in Fig. 5.

The HRS spectrometers are a pair of focusing magnetic spectrometer that is part of the standard spectrometer package in Hall A. One spectrometer is in the process of being decommissioned, but the second remains available for use in future physics measurements. The HRS has a small acceptance around 6 msr, and an excellent momentum resolution of 1×10^{-4} . The angular resolution is 0.5 mrad in the horizontal direction, and 1 mrad in the vertical direction. Tracking and momentum measurements are performed by two vertical drift chambers, each with two planes of wires. Triggering and particle identification are performed by Cherenkov and time-of-flight scintillators. [Alc04].

BigBite is a non-focusing magnetic spectrometer and is part of the standard spectrometer package in Hall A.

BigBite has a angular resolution of 4 mrad and a momentum resolution of 5×10^{-3} . The detector package consists of 4 planes of drift chambers. The trigger is formed from a scintillator and an aerogel Cherenkov with an overall spectrometer efficiency of $93.2 \pm 0.2\%$. The acceptance of BigBite is nearly 100 msr [Lan98].

SBS is a new spectrometer that is currently under development in Hall A at Jefferson Lab. SBS is designed to operate with a solid angle of 70 msr and at the highest luminosity possible available from CEBAF. Rather than traditional drift chambers, SBS utilizes GEM chambers capable of handling luminosity on the order of $10^{39} \text{ cm}^{-2}/\text{s}$. SBS contains a front tracker, and two polarimeter trackers, followed by a hadron calorimeter. SBS is capable of utilizing larger targets than are typical at Jefferson Lab, up to 40 cm. For the kinematics in this proposal, SBS has an angular resolution of ≈ 0.68 mrad, and a momentum resolution of $\approx 4 \times 10^{-3}$. SBS is capable of reaching extremely small scattering angles, down to 3.5° , although the acceptance decreases in proximity to the beam pipe [Jag10]. For this proposal SBS will have an acceptance between 12 and 72 msr.

The proposed measurement program for Hall A is listed in Tab. 1. While these measurements could provide precise measurements over a range of ε values in a short run period, they cover a limited range of beam energies. Because the Rosenbluth measurements suffer from the same beam-related systematics, they would benefit from rapid change-over between positrons and electrons. The luminosity would best be measured by beam current monitors. Since existing monitors are not optimized for a $1 \mu\text{A}$ current, there would necessarily be an upgrade to these detectors as a part of the positron source installation.

Proton detection scattering is also beneficial in making precise comparisons of electron and positron scattering. As the SBS will be used to only detect protons throughout the measurement, there is no need to change the polarity of the magnetic field.

This approach with proton detection scattering can give a sensitive comparison of electron- and positron-proton scattering, with minimal systematic uncertainties and no need to cross-normalize electron and proton measurements. It does not provide direct comparisons of the e^+p/e^-p cross section ratio, but does provide a direct and precise comparison of the ε dependence of the elastic cross section, and the TPE contribution changes sign.

The initial state radiative corrections for either a traditional electron detection measurement, or a proton detection measurement are identical, as these corrections depend on the beam, not the detected particle. However, for a proton detection measurement there

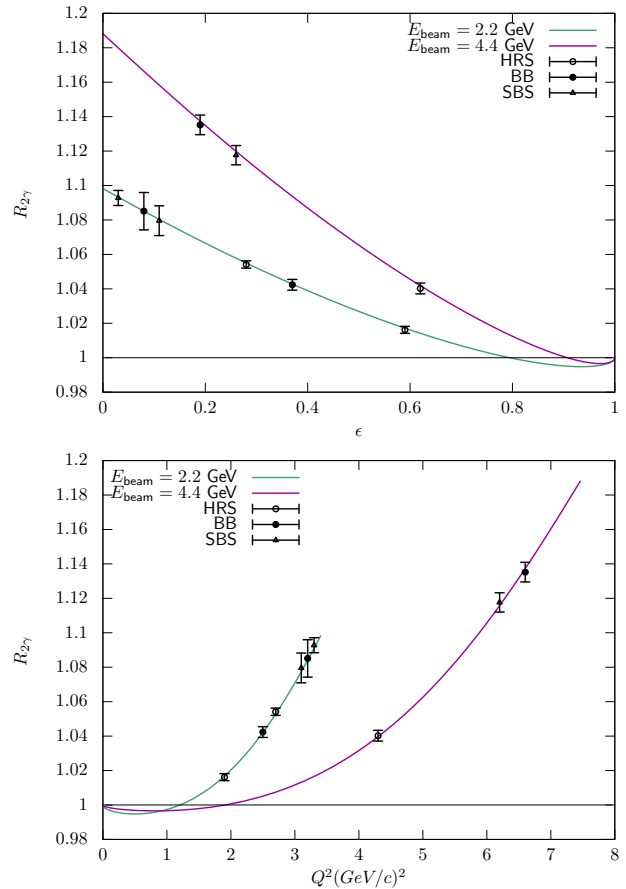


Fig. 6 Predicted effect size from the Bernauer phenomenological TPE parameterization and estimated statistical errors in the region of interest in Hall A.

are a few advantages. Primarily, the final state external bremsstrahlung for electrons is a significant correction, and is responsible for in- and out-scattering of electrons in the detector acceptance for a given Q^2 . For the protons these corrections are significantly smaller.

The general measurements would be similar to the E05-017 experiment, with the exception of using a low intensity positron beam and alternating with a similar electron beam. Assuming a $1 \mu\text{A}$ positron beam and the 10 cm LH2 target used in E05-017, a 12 day run could provide measurements with sub-percent statistical uncertainties from 2.2 & 4.4 GeV beam energies, yielding total uncertainties comparable to the electron beam measurements.

Figure 6 shows the estimated errors and predicted effect size as a function of ε and Q^2 . The proposed experiment will yield a high-impact measurement with a comparatively small amount of beam time. Even in the case the final positron beam current is lower than assumed here, the experiment remains feasible.

Table 1 The proposed Measurement plan in Hall A. The total proposed measurement time is 12 days. The angles listed are the central angles of the HRS, BigBite, and SBS, respectively. For the SBS angles, the number in parentheses is the corresponding electron angle.

E_{beam}	2.2 GeV			2.2 GeV			4.4 GeV		
Spec. Angles ($^{\circ}$)	50	70	12 (110)	80	120	6.2 (140)	40	80	14 (70)
$Q^2[(GeV/c)^2]$	1.9	2.5	3.1	2.7	3.2	3.3	4.3	6.6	6.2
ϵ	0.59	0.37	0.11	0.28	0.08	0.03	0.62	0.19	0.26
Time [day/species]	1			2			3		

Systematics Uncertainties

The main benefit to measure both lepton species in the same setup closely together in time is the cancellation of many systematics which would affect the result if data of a new positron scattering measurement is compared to existing electron scattering data. For example, one can put tighter limits on the change of detector efficiency and acceptance changes between the two measurements if they are close together in time, or optimally, interleaved.

To make use of these cancellations, it is paramount that the species switch-over can happen in a reasonable short time frame (< 1 day) to keep the accelerator and detector setup stable. For the higher beam energies, where the measurement time is longer, it would be ideal if the species could be switched several times during the data taking period.

To minimize systematic effects on the magnetic field in SBS for the proton-only measurements, it is beneficial to order the measurements in such a way that the magnetic field is monotonically decreasing as the measurements are performed. This significantly reduces hysteresis effects in the magnet. This should be balanced against the time it takes to switch the beam polarity, and systematic effects of moving the spectrometers to desired central angles. To quantify the quality of the magnetic field switch in the HRS and BB, an optics run before and after the switch should be performed.

For the ratio, only relative effects between the species types are relevant; the absolute luminosity, detector efficiency, etc. cancel. Of special concern here is the luminosity. While an absolute luminosity is not needed, a precise determination of the species-relative luminosity is crucial. Fortunately, the luminosity can easily be monitored to sub-percent accuracy based on beam current measurements and monitoring the target density. The standard Hall A cryotarget is designed to withstand a 100 μA beam with no more than 1% reduction in density, vastly more strenuous conditions than in this proposal. The beam current monitors in Hall A are conservatively estimated to have 1% accuracy. This system would likely need to be upgraded to cope with beam currents below 1 μA .

To keep the beam properties as similar as possible, the electron beam should not be generated by the usual high quality source, but employ the same process as the positrons. This will help minimize any differences in effects such as beam power on the target, beam dispersion, etc.

There is a small systematic uncertainty caused by positron annihilation, but this is anticipated to be small. Further, there will be some positron background in the SBS, but none from electrons. This will be a small difference in background between the two beam polarities. SBS should have sufficient discriminating power in the hadron calorimeter to differentiate these particles.

Conclusion

Despite recent measurements of the e^+p/e^-p cross section ratio, the proton's form factor discrepancy has not been conclusively resolved, and new measurements at higher momentum transfer are needed. With a positron source at CEBAF, the enormous capabilities of the Hall A spectrometers can be brought to bear on this problem and provide a wealth of new data over a widely important kinematic range.

Using the existing and in-development spectrometers in Hall A, our proposed measurement could be completed with a typical spectrometer configuration following the construction of a positron source. The measurement using standard Rosenbluth separation allows for a comparison with existing electron scattering data, while extending the search for TPE contributions to the proton form factors.

Utilizing proton-only detection in SBS allows for a sensitive test of TPE contributions. It does not directly compare positron and electron scattering at fixed kinematics. Instead, it measures the impact of TPE on the Rosenbluth extraction of $\mu_p G_E/G_M$ with high precision. By only detecting protons, the direction of the magnetic field does not need to be changed over the duration of the experiment, only the magnitude, minimizing systematic errors.

The data that the proposed experiment could provide covers the region of interest for determining the

impact of TPE on the form factor puzzle and can be performed quickly. This experiment will be able to map out the transition between the regions of validity for hadronic and partonic models of hard TPE, and make definitive statements about the nature of the proton form factor discrepancy.

Acknowledgements

This work was supported in part by the National Science Foundation grant number 2012114.

References

- Adi14. D. Adikaram *et al.* [CLAS Collaboration], Phys. Rev. Lett. **114** (2015) 062003
- Afa05. A. Afanasev *et al.*, Phys. Rev. D **72** (2005) 013008
- Afa17. A. Afanasev, P. G. Blunden, D. Hasell and B. A. Raue, Prog. Part. Nucl. Phys. **95** (2017) 245
- Alc04. J. Alcorn *et al.*, Nucl. Instrum. Meth. A, **522** (2004) 294–346
- And94. L. Andivahis *et al.*, Phys. Rev. D **50** (1994) 5491
- Arr07. J. Arrington, W. Melnitchouk and J. A. Tjon, Phys. Rev. C **76**, 035205 (2007)
- Arr11. J. Arrington, P. G. Blunden and W. Melnitchouk, Prog. Part. Nucl. Phys. **66**, 782 (2011)
- Bar73. W. Bartel *et al.*, Nucl. Phys. B **58** (1973) 429
- Bel01. A. V. Belitsky, D. Mueller and A. Kirchner, Nucl. Phys. B **629** (2002) 323
- Bel03. A. V. Belitsky, X. d. Ji and F. Yuan, Phys. Rev. D **69** (2004) 074014
- Bel05. A. V. Belitsky and A. V. Radyushkin, Phys. Rept. **418** (2005) 1
- Ber14. J. C. Bernauer *et al.*, Phys. Rev. C **90** (2014) 015206
- Blu03. P. G. Blunden, W. Melnitchouk, and J. A. Tjon, Phys. Rev. Lett. **91** (2003) 142304
- Blu17. P. G. Blunden and W. Melnitchouk, Phys. Rev. C **95** (2017) 065209
- Bur02. M. Burkardt, Int. J. Mod. Phys. A **18** (2003) 173
- Bur12. V. D. Burkert, Proc. Int. Sch. Phys. Fermi **180** (2012) 303
- Cam06. C. M. Camacho *et al.* [Jefferson Lab Hall A and Hall A DVCS Collaborations], Phys. Rev. Lett. **97** (2006) 262002
- Car01. L. S. Cardman, *et al.*, White Paper: The Science Driving the 12 GeV Upgrade of CEBAF. (2001).
- Car07. C. E. Carlson and M. Vanderhaeghen, Ann. Rev. Nucl. Part. Sci. **57**, 171 (2007)
- Che06. S. Chen *et al.* [CLAS Collaboration], Phys. Rev. Lett. **97** (2006) 072002
- Chr04. M. E. Christy *et al.*, Phys. Rev. C **70** (2004) 015206
- Die03. M. Diehl, Phys. Rept. **388** (2003) 41
- Die05. M. Diehl and S. Sapeta, Eur. Phys. J. C **41** (2005) 515
- Gav09. G. Gavalian *et al.* [CLAS Collaboration], Phys. Rev. C **80** (2009) 035206
- Gay01. O. Gayou *et al.*, Phys. Rev. C **64** (2001) 038202
- Gir07. F. X. Girod *et al.* [CLAS Collaboration], Phys. Rev. Lett. **100** (2008) 162002
- Gui03. P. A. M. Guichon and M. Vanderhaeghen, Phys. Rev. Lett. **91**, 142303 (2003)
- Gui13. M. Guidal, H. Moutarde and M. Vanderhaeghen, Rept. Prog. Phys. **76** (2013) 066202
- Guz06. V. Guzey and T. Teckentrup, Phys. Rev. D **74** (2006) 054027
- Guz08. V. Guzey and T. Teckentrup, Phys. Rev. D **79** (2009) 017501
- Hen16. B. S. Henderson *et al.* [OLYMPUS Collaboration], Phys. Rev. Lett. **118** (2017) 092501
- Jag10. C. W. de Jager, *et al.*, The Super Big-Bite Spectrometer for Jefferson Lab Hall A, <https://userweb.jlab.org/~mahbub/HallA/SBS/SBS-CDR.New.pdf>
- Ji03. X. d. Ji, Phys. Rev. Lett. **91** (2003) 062001
- Jon06. M. K. Jones *et al.*, Phys. Rev. C **74** (2006) 035201
- Jo15. H. S. Jo *et al.* [CLAS Collaboration], Phys. Rev. Lett. **115** (2015) 212003
- Kum12. K. Kumericki and D. Mueller, doi:10.3204/DESY-PROC-2012-02/236
- Lan98. D. J. J. de Lange *et al.*, Nucl. Instrum. Meth. A **406** (1998)
- Lit70. J. Litt *et al.*, Phys. Lett. B **31** (1970) 40
- Max00. L. C. Maximon and J. A. Tjon, Phys. Rev. C **62** (2000) 054320
- McKi48. W. A. McKinley and H. Feshbach, Phys. Rev. **74** (1948) 1759
- Mo69. L. W. Mo and Yung-Su Tsai, Rev. Mod. Phys. **41** (1969) 205
- Mot13. M. Moteabbed *et al.* [CLAS Collaboration], Phys. Rev. C **88**, 025210 (2013)
- Pao10. M. Paolone *et al.*, Phys. Rev. Lett. **105** (2010) 072001
- Pis15. S. Pisano *et al.* [CLAS Collaboration], Phys. Rev. D **91** (2015) 052014
- Puc10. A. J. R. Puckett *et al.*, Phys. Rev. Lett. **104** (2010) 242301
- Puc12. A. J. R. Puckett *et al.*, Phys. Rev. C **85** (2012) 045203
- Pun05. V. Punjabi *et al.*, Phys. Rev. C **71** (2005) 055202
- Qat05. I. A. Qattan *et al.*, Phys. Rev. Lett. **94** (2005) 142301
- Rac14. I. A. Rachev *et al.*, Phys. Rev. Lett. **114** (2015) 062005
- Rim16. D. Rimal *et al.* [CLAS Collaboration], Phys. Rev. C **95** (2017) 065201
- Ros50. M. N. Rosenbluth, Phys. Rev. **79** (1950) 615.
- Sab12. JLab experiment E12-06-119, F. Sabatie *et al.* (spokespersons).
- Sed14. E. Seder *et al.* [CLAS Collaboration], Phys. Rev. Lett. **114** (2015) 032001 Addendum: [Phys. Rev. Lett. **114** (2015) 089901]
- Sch18. A. Schmidt *et al.*, Nucl. Instrum. Meth. A **877** (2018) 112
- Ste01. S. Stepanyan *et al.* [CLAS Collaboration], Phys. Rev. Lett. **87** (2001) 182002
- Tva06. V. Tvaskis, J. Arrington, M. E. Christy, R. Ent, C. E. Keppel, Y. Liang and G. Vittorini, Phys. Rev. C **73**, 025206 (2006)
- Van99. M. Vanderhaeghen, P. A. M. Guichon and M. Guidal, Phys. Rev. D **60** (1999) 094017
- Wal94. R. C. Walker *et al.*, Phys. Rev. D **49** (1994) 5671
- Yur17. M. Yurov and J. Arrington, arXiv:1712.07171