

Spectral sum of current correlators from lattice QCD

Tsutomu Ishikawa* and Shoji Hashimoto

*The Graduate University for Advanced Studies (SOKENDAI), Tsukuba 305-0801, Japan and
KEK Theory Center, Institute of Particle and Nuclear Studies,
High Energy Accelerator Research Organization (KEK), Tsukuba 305-0801, Japan*

(Dated: November 15, 2021)

Abstract

We propose a method to use lattice QCD to compute the Borel transform of the vacuum polarization function appearing in the Shifman-Vainshtein-Zakharov QCD sum rule. We construct the spectral sum corresponding to the Borel transform from two-point functions computed on the Euclidean lattice. As a proof of principle, we compute the $s\bar{s}$ correlators at three lattice spacings and take the continuum limit. We confirm that the method yields results that are consistent with the operator product expansion in the large Borel mass region. The method provides a ground on which the OPE analyses can be directly compared with nonperturbative lattice computations.

* tsuto@post.kek.jp

I. INTRODUCTION

The spectral sum of hadronic correlation functions, such as the vacuum polarization function $\Pi(q^2)$, of the form

$$\int ds e^{-s/M^2} \text{Im} \Pi(s) \tag{1}$$

has often been introduced since the seminal work of Shifman, Vainshtein, and Zakharov [1, 2]. The integral over invariant mass squared s smears out contributions of individual resonances so that one can use perturbative treatment of quantum chromodynamics (QCD) with quarks and gluons as fundamental degrees of freedom, as far as the Borel mass M , a parameter to control the typical energy scale, is sufficiently large. The integral (1) is a quantity effectively defined in the spacelike momentum region, and there would be no issue of the violation of the quark-hadron duality [3].

The integral (1) suppresses the contributions from the energy region above M and thus, is more sensitive to low-lying hadronic states. If one can find a window where M^2 is large enough to use perturbative expansion of QCD with nonperturbative corrections included by operator product expansion (OPE) and at the same time sufficiently small to be sensitive to lowest-lying hadronic states, the spectral sum (1) may be used to obtain constraints on the parameters of low-lying hadrons, such as their masses and decay constants. This method, called the QCD sum rule, has been widely applied to estimate masses, decay constants, and other properties of hadronic states in various channels [1, 2]. However, an important question of how well the perturbative QCD with some nonperturbative corrections included through OPE can represent the spectral sum is yet to be addressed, especially when the correlation function is not always fully available from the experimental data, *e.g.* due to a limitation of accessible kinematical region.

In principle, the test of perturbative expansion and OPE can be performed using non-perturbatively calculated correlation functions using lattice QCD. Comparison of the lattice correlators at short distances with perturbative QCD may be found, *e.g.*, in [4–7] for light-hadron current-current correlators and in [8, 9] for charmonium correlators. The energy scale where the comparison is made has to be sufficiently low to avoid discretization effects in the lattice calculations, while the OPE analysis is more reliable at high energy scales. It has been pointed out that the convergence of OPE is a crucial problem in the energy region for which lattice QCD can provide reliable calculations by now [7, 10].

In this work, we perform another test of perturbative QCD and OPE against nonperturbative lattice computation using the spectral sum of the form (1). It has an advantage that the OPE converges more rapidly compared to that applied for the correlator itself either in the coordinate space or in the momentum space. And, this is exactly the quantity that has been used in many QCD sum rule analyses; hence, it serves as a test of those sum rule calculations as well.

On the lattice, computation of the spectral sum (1) is highly nontrivial because it requires the spectral function $\rho(q^2) \propto \text{Im} \Pi(q^2)$ for all values of timelike q^2 above the threshold where a cut begins. Extraction of the spectral function from the lattice correlators is a notoriously difficult problem that requires solving an ill-posed inverse problem. Namely, one has to extract $\rho(q^2)$ by solving

$$C(t) \equiv \sum_{\mathbf{x}} \langle 0 | J(t, \mathbf{x}) J(0, \mathbf{0}) | 0 \rangle = \int_0^\infty d\omega \omega^2 \rho(\omega^2) e^{-\omega t} \quad (2)$$

with a lattice correlator $C(t)$ of a current operator J calculated at a discrete set of time separations. There have been several methods developed to perform this inverse-Laplace transform, including the maximum entropy method (MEM) [11–13], Bayesian approach [14], Backus-Gilbert approach [15–18], the sparse modeling method [19], but none of them succeeded to achieve sufficiently precise extraction of $\rho(\omega^2)$ that can be used for the purpose of this work.

In this work, instead, we apply the method developed in [20]. It is based on a representation of the weight function $e^{-\omega^2/M^2}$ in (1) as a polynomial of $e^{-a\omega}$, which is then related to the transfer matrix $e^{-a\hat{H}}$ defined on the lattice. (Here, a stands for the lattice spacing.) The method relates the spectral sum directly to the lattice correlators without explicitly solving the spectral function $\rho(\omega^2)$, so that the inverse-Laplace transformation can be avoided. The method has so far been applied to the B meson inclusive semileptonic decays [21] as well as the inelastic lepton-nucleon scatterings [22]. As we demonstrate in the next sections, the method allows us to construct the spectral sum with small and controlled systematic errors.

This paper is organized as follows. In Sec. II we introduce the spectral sum for the Borel transform in the continuum theory. We also introduce our lattice QCD setup for the evaluation in Sec. III. We discuss lattice calculations and their errors in Sec. IV. We show comparison with OPE and the ground state contribution in Sec. V. Section VI is devoted to our conclusion and outlook.

II. CURRENT CORRELATORS IN QCD AND THEIR SPECTRAL SUM

We briefly review the use of the spectral sum of QCD current correlators. More detailed reviews and discussions are found in the literature, *e.g.* [23, 24].

We define the hadronic vacuum polarization (HVP) function as a Fourier transform of the current-current correlator,

$$(q_\mu q_\nu - q^2 g_{\mu\nu})\Pi(q^2) = i \int d^4x e^{iqx} \langle J_\mu(x) J_\nu(0) \rangle, \quad (3)$$

where $J_\mu = \bar{q}\gamma_\mu q$ is the quark vector current. Taking account of its analytical property, the HVP may be written in terms of a spectral function $\rho(s)$,

$$\Pi(-Q^2) = \int_0^\infty ds \frac{\rho(s)}{s + Q^2}, \quad (4)$$

$$\rho(s) = \frac{1}{\pi} \text{Im} \Pi(s + i\epsilon), \quad (5)$$

where Q^2 is the momentum squared, $Q^2 = -q^2$. This integral diverges since the spectral function does not vanish in the limit $s \rightarrow \infty$, and we can remove the divergence by subtracting, for instance, $\Pi(q_0^2)$ at a certain point $q^2 = q_0^2$, and define a subtracted HVP.

In the QCD sum rule analyses, one introduces the Borel transform of HVP to enhance the contributions from low-lying hadronic states. The Borel transformation is defined as

$$\mathcal{B}_M = \lim_{\substack{n, Q^2 \rightarrow \infty \\ Q^2/n = M^2}} \frac{(Q^2)^n}{(n-1)!} \left(-\frac{\partial}{\partial Q^2} \right)^n, \quad (6)$$

where M is the Borel mass that specifies a typical energy scale. The Borel transform of HVP may then be written as

$$\tilde{\Pi}(M^2) \equiv \mathcal{B}_M [\Pi(-Q^2)] = \frac{1}{M^2} \int_0^\infty ds \rho(s) e^{-s/M^2}. \quad (7)$$

The exponential factor e^{-s/M^2} suppresses the contributions from high-energy states above M .

One can use OPE to evaluate $\tilde{\Pi}(M^2)$ including nonperturbative power corrections. We start from an expression of $\Pi(-Q^2)$ as an expansion in $1/Q^2$,

$$\begin{aligned} \Pi^{\text{OPE}}(-Q^2) &= \frac{1}{4\pi^2} \left(1 + \frac{\alpha_s(\mu^2)}{\pi} \right) \log \left(\frac{\mu^2}{Q^2} \right) - \frac{3}{2\pi^2} \frac{m^2}{Q^2} \\ &+ \frac{1}{12} \frac{\langle 0 | \frac{\alpha_s}{\pi} G^2 | 0 \rangle}{Q^4} + \frac{2m \langle 0 | \bar{q}q | 0 \rangle}{Q^4} - \frac{224\pi\alpha_s(\mu^2) \kappa_0 \langle 0 | \bar{q}q | 0 \rangle^2}{81 Q^6} + \dots, \end{aligned} \quad (8)$$

where $\alpha_s(\mu^2)$ is the strong coupling constant defined at a renormalization scale μ , m is the quark mass, and $\langle 0 | \frac{\alpha_s}{\pi} G^2 | 0 \rangle$ and $\langle 0 | \bar{q}q | 0 \rangle$ are the gluon and chiral condensates, respectively. Here, the four-quark condensate is represented by a vacuum saturation approximation (VSA) with a parameter κ_0 , which describes the violation of VSA when $\kappa_0 \neq 1$. By the Borel transformation, the logarithmic function and negative powers of Q^2 are transformed as

$$\mathcal{B}_M [\log(Q^2)] = -1, \quad (9)$$

$$\mathcal{B}_M \left[\frac{1}{Q^{2n}} \right] = \frac{1}{(n-1)!} \frac{1}{M^{2n}}, \quad (10)$$

where n is a positive integer. Therefore, the Borel transform of HVP can be expressed as follows:

$$\begin{aligned} \tilde{\Pi}^{\text{OPE}}(M^2) &= \frac{1}{4\pi^2} \left(1 + \frac{\alpha_s(\mu^2)}{\pi} \right) - \frac{3}{2\pi^2} \frac{m^2}{M^2} \\ &+ \frac{1}{12} \frac{\langle 0 | \frac{\alpha_s}{\pi} G^2 | 0 \rangle}{M^4} + \frac{2m \langle 0 | \bar{q}q | 0 \rangle}{M^4} - \frac{112\pi\alpha_s(\mu^2) \kappa_0 \langle 0 | \bar{q}q | 0 \rangle^2}{81 M^6} + \dots \end{aligned} \quad (11)$$

The perturbative coefficients of the leading order term, $\mathcal{O}(1/M^0)$, in the massless limit are known up to $\mathcal{O}(\alpha_s^4)$ [25], where the disconnected diagrams are neglected. The other corrections taken into account in this paper are summarized in Sec. V. Because of the factor $1/(n-1)!$ in (10), the Borel transform is less affected by higher dimensional condensates, and the OPE is made more convergent than that for HVP itself (8).

Perturbative expansion of $\tilde{\Pi}^{\text{OPE}}(M^2)$ in the massless limit shows a good convergence. We set the renormalization scale μ^2 to $M^2 e^{-\gamma_E}$ since the Borel transformation of the logarithmic function $\mathcal{B}_M[\log^n(\mu^2/Q^2)]$ appears as a polynomial of $\log(\mu^2/M^2 e^{-\gamma_E})$. (See Appendix A.) We show $\tilde{\Pi}_0^{\text{pert}}(M^2)$, which is the leading order of the $1/M^2$ expansion, as a function of $1/M^2$ in Fig. 1. We set $\Lambda_{\overline{\text{MS}}}^{(n_f=3)} = 332$ MeV for the coupling constant $\alpha_s(\mu^2)$. The running of $\alpha_s(\mu^2)$ is incorporated at five-loop level using `RunDec` [26, 27]. Figure 1 indicates that the truncation error of the perturbative expansion $\tilde{\Pi}_0^{\text{pert}}(M^2)$ is not substantial for $M > 1$ GeV. Indeed, the $\mathcal{O}(\alpha_s^4)$ correction is at the level of 0.3% or smaller.

For the next-to-leading order terms of OPE, *i.e.* the terms of m^2/Q^2 , the perturbative coefficients are known to α_s^3 [28],

$$\Pi_{m^2}^{\text{pert}}(Q^2) = -\frac{3}{2\pi^2} \frac{m^2(Q^2)}{Q^2} \left(1 + 2.66667 \frac{\alpha_s(Q^2)}{\pi} + 24.1415 \frac{\alpha_s^2(Q^2)}{\pi^2} + 250.471 \frac{\alpha_s^3(Q^2)}{\pi^3} + \dots \right), \quad (12)$$

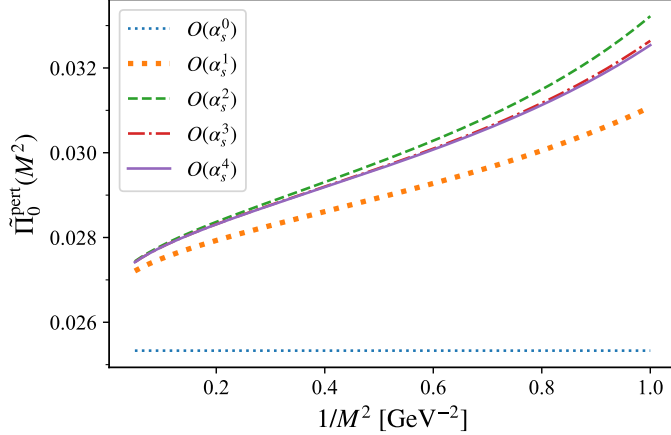


FIG. 1. Perturbative expansion of $\tilde{\Pi}(M^2)$ at the leading order of OPE. The renormalization scale is set at $\mu^2 = M^2 e^{-\gamma_E}$.

where the renormalization scale μ is set at $\mu^2 = Q^2$ and $n_f = 3$. The numerical expressions for different n_f 's are found, *e.g.*, in [29]. We define the Borel transform of the correction $\tilde{\Pi}_{m^2}^{\text{pert}}(M^2) \equiv \mathcal{B}_M[\Pi_{m^2}^{\text{pert}}(Q^2)]$. Applying the formula in (A2) and setting $\mu^2 = M^2 e^{-\gamma_E}$, we found the expression,

$$\tilde{\Pi}_{m^2}^{\text{pert}}(M^2) = -\frac{3}{2\pi^2} \frac{m^2(\mu^2)}{M^2} \left(1 + 2.66667 \frac{\alpha_s(\mu^2)}{\pi} + 17.1505 \frac{\alpha_s^2(\mu^2)}{\pi^2} + 152.426 \frac{\alpha_s^3(\mu^2)}{\pi^3} + \dots \right). \quad (13)$$

We plot $\tilde{\Pi}_{m^2}^{\text{pert}}(M^2)$ in Fig. 2 (top). Unlike $\tilde{\Pi}_0^{\text{pert}}(M^2)$, we observe significant dependence on the order of the perturbative expansion. To improve the convergence, we set the renormalization scale at $\mu^2 = 4M^2 e^{-\gamma_E}$ as shown in Fig. 2 (middle). The dependence on the scale μ is demonstrated in Fig. 2 (bottom), where the perturbative expansion truncated at $\mathcal{O}(\alpha_s^3)$ is shown for $\mu^2 = 2M^2 e^{-\gamma_E}$, $4M^2 e^{-\gamma_E}$, $8M^2 e^{-\gamma_E}$. Since $\tilde{\Pi}_{m^2}^{\text{pert}}(M^2)$ should be independent of the renormalization scale up to truncation errors, we treat the variation due to the unphysical scale setting as the truncation error in the later sections.

In phenomenological studies, an ansatz for the spectral function of the form

$$\rho_{\text{ph}}(s) = f_V^2 \delta(s - m_V^2) + \theta(s - s_{\text{th}}) \rho_{\text{cont}}(s), \quad (14)$$

is often used. Here, m_V and f_V are a mass and a decay constant of the ground-state hadron, respectively. Excited states of hadrons are modeled by the continuum (or scattering) states

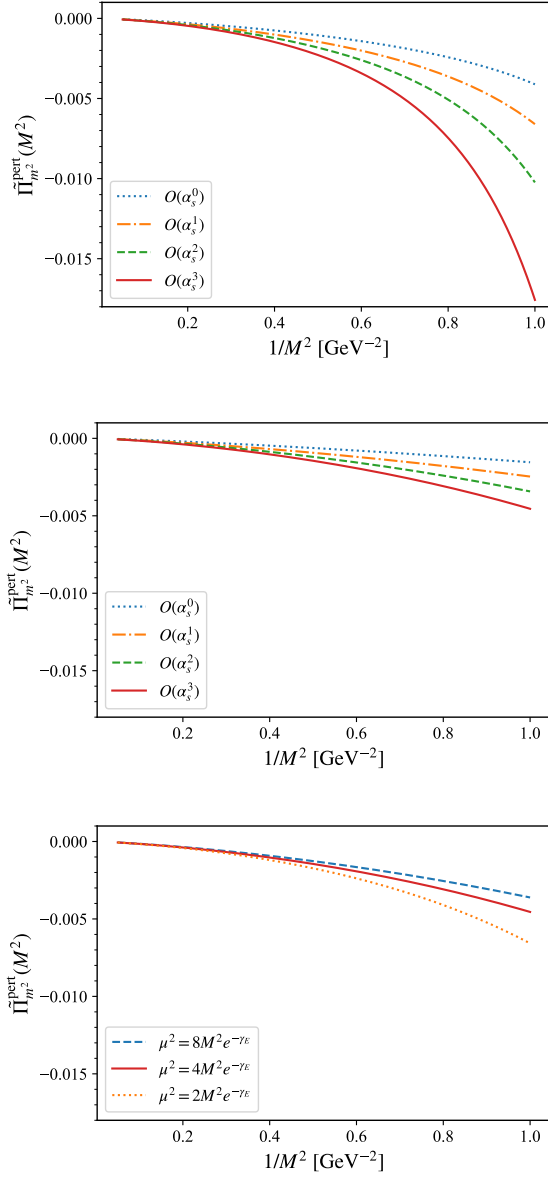


FIG. 2. Top: Perturbative expansion of $\tilde{\Pi}_{m^2}^{\text{pert}}(M^2)$ where the scale is $\mu^2 = M^2 e^{-\gamma_E}$. Middle: Same as the top figure but at $\mu^2 = 4M^2 e^{-\gamma_E}$. Bottom: The renormalization scale dependence of $\tilde{\Pi}_{m^2}^{\text{pert}}(M^2)$.

calculated in perturbative QCD, and the spectral function of the continuum states $\rho_{\text{cont}}(s)$ is introduced above the threshold s_{th} . This replacement amounts to assume the quark-hadron duality. The Borel transformation reduces the dependence on this assumption. The integral

in (7) with $\rho_{\text{ph}}(s)$ corresponds to the OPE expression in (11). Namely,

$$\tilde{\Pi}^{\text{OPE}}(M^2) = \frac{1}{M^2} \int_0^\infty ds \rho_{\text{ph}}(s) e^{-s/M^2} \quad (15)$$

is used in the QCD sum rule analysis. Solving this equation for m_V and f_V , one can predict the mass and decay constant of this particular channel from the fundamental parameters of QCD, such as $\alpha_s(\mu^2)$, m as well as the condensates.

The QCD sum rule for the ϕ meson, which we mainly study in this work, is discussed in the literature, *e.g.*, [2, 30].

III. BOREL TRANSFORM OF THE SPECTRAL FUNCTION

We compute the Borel transform $\tilde{\Pi}(M^2)$ using lattice QCD. The weighted integral of the spectral function of the form (7) can be interpreted as a smeared spectral function. To compute the smeared spectrum in lattice QCD, we use the method proposed in [20], which is based on the expansion of the smearing kernel in terms of the transfer matrix on the lattice. The method relates the smeared spectrum to the correlators computed on the lattice via the spectral representation. Applications to the inclusive \bar{B}_s decay [21] and the inelastic lN scattering [22] have been discussed. We briefly review the key ideas of this method in the following. In this section, all parameters are in the unit of the lattice spacing a , unless otherwise stated.

We consider a current-current correlator with zero spatial momentum

$$C(t) \equiv \sum_{\mathbf{x}} \langle 0 | J_z(t, \mathbf{x}) J_z(0, \mathbf{0}) | 0 \rangle, \quad (16)$$

where J_z stands for the z component of the vector current. Computation of such correlators as a function of the time separation t is straightforward in lattice QCD. The relation between the correlator and the spectral function is given by [31],

$$C(t) = \int_0^\infty d\omega \omega^2 \rho(\omega^2) e^{-\omega t}. \quad (17)$$

We recall that $\rho(\omega^2)$ is defined in (5). Here, we make a change of variable $\omega = \sqrt{s}$. Estimation of the spectral function $\rho(\omega^2)$ from (17) is an ill-posed inverse problem because the functions $e^{-\omega t}$ with different ω 's are hard to distinguish numerically when ω 's are close to each other. To avoid this problem, the method of [20] relates the correlator to the smeared spectral function such as (7), instead of the spectral function $\rho(\omega^2)$ itself.

We define the spectral density for a state $|\psi\rangle$,

$$\bar{\rho}(\omega) = \frac{\langle\psi|\delta(\hat{H} - \omega)|\psi\rangle}{\langle\psi|\psi\rangle}, \quad (18)$$

where \hat{H} is the Hamiltonian. The spectral density $\bar{\rho}(\omega)$ evaluates the number of states having an energy ω . Setting $|\psi\rangle = e^{-\hat{H}t_0} \sum_{\mathbf{x}} J_z(0, \mathbf{x})|0\rangle$, the Laplace transform of the spectral density may be written in terms of the correlators,

$$\begin{aligned} \bar{C}(t) &\equiv \int_0^\infty d\omega \bar{\rho}(\omega) e^{-\omega t} = \frac{\langle\psi|e^{-\hat{H}t}|\psi\rangle}{\langle\psi|\psi\rangle} \\ &= \frac{\sum_{\mathbf{x}, \mathbf{y}} \langle 0|J_z(0, \mathbf{x})e^{-\hat{H}(t+2t_0)}J_z(0, \mathbf{y})|0\rangle}{\sum_{\mathbf{x}, \mathbf{y}} \langle 0|J_z(0, \mathbf{x})e^{-2\hat{H}t_0}J_z(0, \mathbf{y})|0\rangle} \\ &= \frac{\sum_{\mathbf{x}, \mathbf{y}} \langle 0|J_z(t+2t_0, \mathbf{x})J_z(0, \mathbf{y})|0\rangle}{\sum_{\mathbf{x}, \mathbf{y}} \langle 0|J_z(2t_0, \mathbf{x})J_z(0, \mathbf{y})|0\rangle} = \frac{C(t+2t_0)}{C(2t_0)}. \end{aligned} \quad (19)$$

Here, we introduce a small-time separation $t_0 > 0$ to avoid the contact term that potentially diverges at $t_0 = 0$. In this paper, we set $t_0 = 1$ not to lose high energy state contributions too much. The correlator $\bar{C}(t)$ is normalized as $\bar{C}(0) = 1$.

Let us now consider a smeared spectral function,

$$\rho_s = \int_0^\infty d\omega \bar{\rho}(\omega) S(\omega), \quad (20)$$

with a smearing kernel $S(\omega)$, which will be specified later. One may approximate the smearing kernel in terms of the shifted Chebyshev polynomials T_j^* of $e^{-\omega}$,

$$S(\omega) = \frac{c_0^*}{2} + \sum_{j=1}^{N_t} c_j^* T_j^*(e^{-\omega}), \quad (21)$$

$$c_j^* = \frac{2}{\pi} \int_0^\pi d\theta S\left(-\log\left(\frac{1+\cos\theta}{2}\right)\right) \cos(j\theta), \quad (22)$$

where N_t stands for the truncation order of the approximation. The explicit form of the polynomial is $T_1^*(x) = 2x - 1$, $T_2^*(x) = 8x^2 - 8x + 1, \dots$ and higher-order terms are constructed recursively as $T_{j+1}^*(x) = 2(2x - 1)T_j^*(x) - T_{j-1}^*(x)$. Note that the Chebyshev approximation is an orthogonal expansion and we do not impose any condition such as the one that $e^{-\omega}$ being small for its convergence. We substitute this expression to (20). Then the smeared spectral function is written in terms of the transfer matrix $e^{-\hat{H}}$ as

$$\rho_s = \frac{c_0^*}{2} + \sum_{j=1}^{N_t} c_j^* \langle T_j^*(e^{-\hat{H}}) \rangle, \quad (23)$$

where

$$\langle T_j^*(e^{-\hat{H}}) \rangle \equiv \frac{\langle \psi | T_j^*(e^{-\hat{H}}) | \psi \rangle}{\langle \psi | \psi \rangle}. \quad (24)$$

Here we replaced ω by \hat{H} when sandwiched by the states $\langle \psi |$ and $| \psi \rangle$, and performed the integral over ω in (20). We can write the expectation value $\langle T_j^*(e^{-\hat{H}}) \rangle$ using the correlators as

$$\langle T_1^*(e^{-\hat{H}}) \rangle = 2\bar{C}(1) - 1, \quad \langle T_2^*(e^{-\hat{H}}) \rangle = 8\bar{C}(2) - 8\bar{C}(1) + 1, \dots, \quad (25)$$

where we use $\langle \psi | e^{-\hat{H}t} | \psi \rangle \propto \sum_{\mathbf{x}} \langle J_z(t + 2t_0, \mathbf{x}) J_z(0, \mathbf{0}) \rangle$ in (19) derived from (16) and (18).

In practice, the lattice correlators contain statistical errors. Since (25) involves cancellations of $\bar{C}(t)$ with different t 's, the resulting expectation values $\langle T_j^*(e^{-\hat{H}}) \rangle$ may induce large statistical errors. In particular, since we have to take an additional constraint $|\langle T_j^*(e^{-\hat{H}}) \rangle| \leq 1$ into account [20], the statistical error causes a significant problem. We therefore determine $\langle T_j^* \rangle$ ($j = 1, \dots, N_t$) through a fit of correlators. Since $T_{N_t}^*(x)$ includes terms up to x^{N_t} , the data of $\bar{C}(t)$ at $t = 0-N_t$ are used in the fit.

Now we turn to the discussion of the Borel transform. The relation between $\bar{\rho}(\omega)$ and $\rho(\omega^2)$ is found as [see (17) and (19)]

$$\bar{\rho}(\omega) = \frac{1}{C(2t_0)} \omega^2 \rho(\omega^2) e^{-2\omega t_0}. \quad (26)$$

We therefore set $S(\omega)$ to be $S(M, \omega)$ as a function of the Borel mass M as

$$S(M, \omega) \equiv \frac{2C(2t_0)e^{2\omega t_0}}{M^2\omega} e^{-\omega^2/M^2}, \quad (27)$$

to obtain the Borel transform as a smeared spectral function,

$$\int_0^\infty d\omega S(M, \omega) \bar{\rho}(\omega) = \frac{1}{M^2} \int_0^\infty ds \rho(s) e^{-s/M^2} = \tilde{\Pi}(M^2), \quad (28)$$

where we change the variable as $s = \omega^2$. The smearing kernel (27) has an apparent problem of divergence at $\omega = 0$, which induces divergences of the coefficients c_j^* (22). We therefore introduce a cutoff to regularize the integral (22). Since the spectrum $\rho(s)$ vanishes below the energy of the lowest-lying state, any modification of the kernel below the lowest energy does not affect the final result. We therefore modify the smearing kernel,

$$S^{\text{cut}}(M, \omega) \equiv \frac{2C(2t_0)e^{2\omega t_0}}{M^2\omega} e^{-\omega^2/M^2} \tanh(\omega/\omega_0), \quad (29)$$

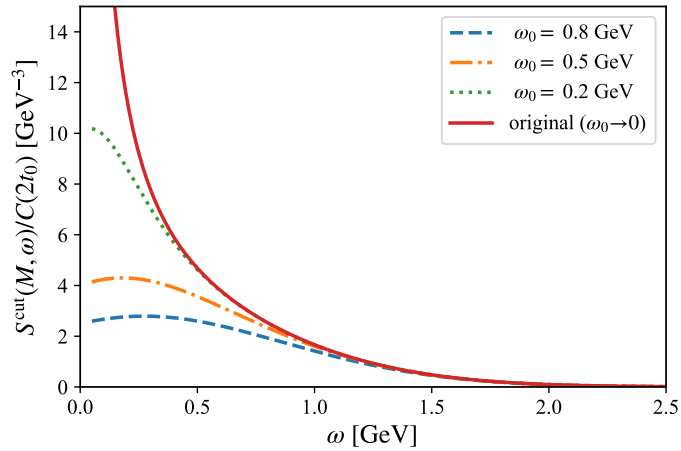


FIG. 3. Smearing kernels $S^{\text{cut}}(M, \omega)$ with different values of the cutoff parameter ω_0 . We set $M = 1$ GeV and $t_0 = (2.453 \text{ GeV})^{-1}$. The solid line shows the original kernel $S(M, \omega)$, which is equivalent to the limit $\omega_0 \rightarrow 0$ for $S^{\text{cut}}(M, \omega)$. Here, the all parameters are dimensional.

where ω_0 is set smaller than the mass of the ground state. The form of $S^{\text{cut}}(M, \omega)$ is shown in Fig. 3. With ω_0 not much smaller than the lowest hadronic state, the modified smearing underestimates the smeared spectrum. In this work, we consider the $s\bar{s}$ states, for which the lowest energy state is the ϕ meson, whose mass is ~ 1 GeV. We will discuss how the error due to the modified smearing can be corrected.

To summarize, we obtain the approximation between the smeared spectral function and $\langle T_j^* \rangle$,

$$\tilde{\Pi}^{\text{cut}}(M^2) = \int_0^\infty d\omega S^{\text{cut}}(M, \omega) \bar{\rho}(\omega) \quad (30)$$

$$\simeq \frac{c_0^*(M)}{2} + \sum_{j=1}^{N_t} c_j^*(M) \langle T_j^* \rangle, \quad (31)$$

where $c_j^*(M)$ is evaluated as (22) with $S(\omega) = S^{\text{cut}}(M, \omega)$.

IV. LATTICE CALCULATION

We compute two-point correlators of the vector current $J_\mu = \bar{s}\gamma_\mu s$ using lattice QCD. In this work, we neglect the disconnected diagrams. We use ensembles with $N_f = 2 + 1$ dynamical Möbius domain-wall fermions [32], where the gauge action is tree-level Symanzik

improved. Parameters of the ensembles are listed in Table I. Three lattice cutoffs a^{-1} are in the range 2.45–4.50 GeV. The lattice size $L^3 \times T$ is taken such that the physical volume extent is $L \simeq 2.5$ fm and $T = 2L$. The lattice size in the extra dimension L_5 to define the domain-wall fermion is chosen to ensure that the residual quark mass is less than 1 MeV. In the fermion action, the gauge links are stout-smearred 3 times. The number of gauge configurations is N_{conf} . To reduce statistical errors we use Z_2 noise sources distributed on a source time slice. We measure correlators on each configuration 8 or 12 times with different time slices taken for the Z_2 noise source. The number of measurements, No. measurements is N_{conf} times the number of the source time slices. The effective number of the statistics would be slightly smaller than No. measurements, because the measurements on the same configuration with different source time slices are statistically correlated. In our computation, u and d quark masses are degenerate, which appear only as sea quarks. The strange quark mass m_s is set near the physical value. Small mistuning of the strange quark mass will be corrected as discussed in Sec. IV C. The ensembles have been used for the computation of Dirac eigenvalues [33], charmonium moments [9], short distance current-current correlators [5], topological susceptibility [34], and η' meson mass [35]. Other details of the ensembles are available in [36, 37].

We compute the Borel transform of the HVP using the technique outlined in the previous section. The estimate for the Chebyshev matrix elements $\langle T_j^* \rangle$ in (31) is obtained by a fit of lattice correlators. The fit is implemented using `lsqfit` [38], which is based on Bayesian statistics [39]. Following [20], we write the correlator at each temporal separation by the Chebyshev matrix elements as

$$\bar{C}(t) = 2^{1-2t} \left[\frac{1}{2} \binom{2t}{t} + \sum_{j=1}^t \binom{2t}{t-j} \langle T_j^* \rangle \right], \quad (32)$$

using the reverse formula of the shifted Chebyshev polynomials,

$$x^n = 2^{1-2n} \left[\frac{1}{2} \binom{2n}{n} + \sum_{j=1}^n \binom{2n}{n-j} T_j^*(x) \right]. \quad (33)$$

The Chebyshev matrix elements $\langle T_j^* \rangle$ are determined such that they best reproduce $\bar{C}(t)$ under the given statistical error while satisfying the necessary condition $|\langle T_j^* \rangle| \leq 1$. Combining them with the coefficients $c_j^*(M)$, we obtain $\tilde{\Pi}^{\text{cut}}(M^2)$ through (31).

| β | a^{-1} [GeV] | $L^3 \times T(\times L_5)$ | N_{conf} | No. measurements | am_{ud} | am_s |
|---------|----------------|-----------------------------|-------------------|------------------|-----------|--------|
| 4.17 | 2.453(4) | $32^3 \times 64(\times 12)$ | 100 | 800 | 0.007 | 0.040 |
| 4.35 | 3.610(9) | $48^3 \times 96(\times 8)$ | 50 | 600 | 0.0042 | 0.0250 |
| 4.47 | 4.496(9) | $64^3 \times 128(\times 8)$ | 50 | 400 | 0.0030 | 0.015 |

TABLE I. Ensembles in our simulations.

In order to match the lattice results with the counterpart in the $\overline{\text{MS}}$ scheme, the renormalization factor has to be multiplied. We use the renormalization constants of the vector current $Z_V = 0.955(9)$, $0.964(6)$, $0.970(5)$ for $\beta = 4.17$, 4.35 , 4.47 , respectively [4]. They are determined by matching short-distance current correlators with their perturbative counterpart in the coordinate space. Our results can be compared with $\tilde{\Pi}^{\text{OPE}}(M^2)$ in the $\overline{\text{MS}}$ scheme after the renormalization.

In the following subsections, we discuss potential systematic effects due to the truncation of the Chebyshev expansion, the effect of the low-energy cut introduced in the smearing function, and the continuum extrapolation.

A. Convergence of Chebyshev expansion

We first examine the convergence of the Chebyshev expansion. In Figs. 4–6 we plot the smearing function $S^{\text{cut}}(M, \omega)$ at $\omega = 1.0$ and 2.0 GeV and their Chebyshev expansions as a function of $1/M^2$. They are understood as the Borel transform for the case that the spectrum is given by $\rho(\omega) \sim \delta(\omega - 1.0 \text{ GeV})$ or $\delta(\omega - 2.0 \text{ GeV})$. The cutoff parameter ω_0 is set to $\omega_0 = 0.6$ GeV. Figures 4–6 represent those at three lattices, respectively. They differ due to the factor $e^{2\omega t_0}$, since t_0 is fixed to 1 in the lattice unit. The solid line shows the exact form $S^{\text{cut}}(M, \omega)$, while dotted, dash-dotted, and dashed lines are the expansions truncated at $N_t = 12$, 15 , and 18 , respectively. One can see that the expansion reproduces the exact function to quite a good precision already at $N_t = 12$. At the fine and finest lattice spacing where $a^{-1} = 3.610$ GeV and 4.496 GeV (Fig. 5 and Fig. 6), we find a small deviation around $1/M^2 \simeq 2 \text{ GeV}^{-2}$ for $N_t = 12$. Such a low energy regime is dominated by the ground state and we are able to correct the error explicitly using the mass and amplitude of the ground state. In the intermediate regime $1/M^2 \lesssim 1 \text{ GeV}^{-2}$, the maximum deviation is found to be 0.4% for $N_t > 15$. In the low energy regime, $\tilde{\Pi}(M^2)$ becomes more sensitive

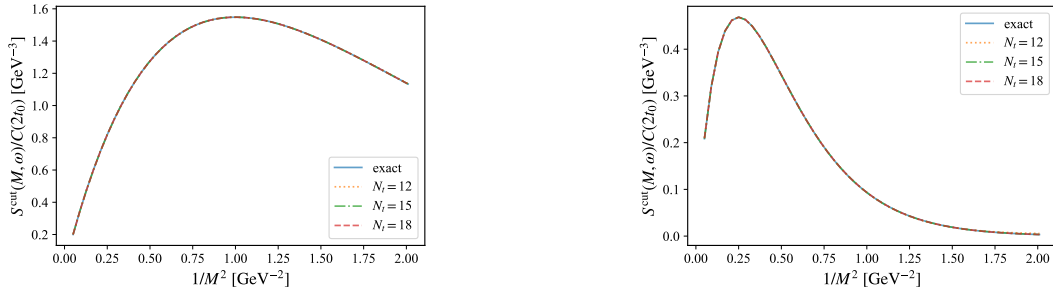


FIG. 4. Expansion of the smearing kernel at $\omega = 1.0$ GeV (left) and $\omega = 2.0$ GeV (right) for the coarse lattice where $a^{-1} = 2.453$ GeV with a cutoff $\omega_0 = 0.6$ GeV.

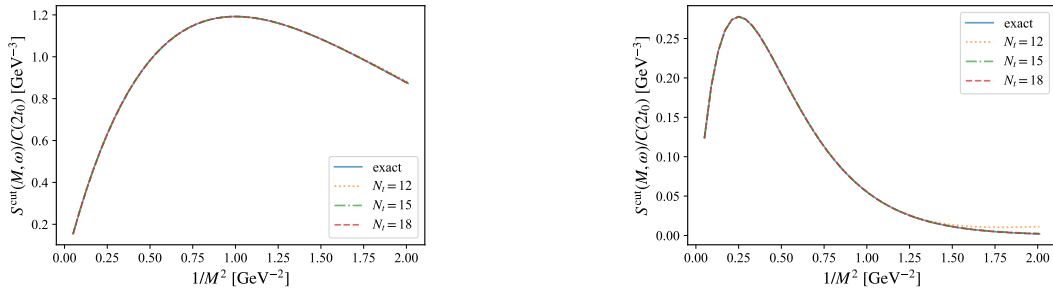


FIG. 5. Same as Fig. 4 but at $a^{-1} = 3.610$ GeV.

to the long-distance correlator. We expect that higher-order polynomials are needed when the lattice spacing is small.

The truncation error can also be estimated through the coefficients $c_j^*(M)$ in (22) because $\langle T_j^* \rangle$ is bounded as $|\langle T_j^* \rangle| \leq 1$. In Fig. 7, we show the absolute values of the coefficients at various M^2 s at each lattice spacing. The plots demonstrate that the coefficients decrease exponentially for large j . When the scale M is large, the coefficient $c_j^*(M)$ drops more rapidly for high orders (larger j 's). It implies that $\sum_j c_j^*(M) \langle T_j^* \rangle$ is dominated by the lower-order terms, which corresponds to shorter-distance correlators. At $1/M^2 \sim 2$ GeV $^{-2}$ which corresponds to the lowest scale treated in this work, the coefficient $c_j^*(M^2)$ is sufficiently small [$\sim \mathcal{O}(10^{-4})$] already at $j = 18$. We therefore set $N_t = 18$ in the following.

In order to have another insight into the possible error due to the Chebyshev approximation, let us consider a simple model that has a single pole,

$$\rho^{\text{pole}}(s) = \tilde{f}^2 \delta(s - \tilde{m}^2) \quad (34)$$

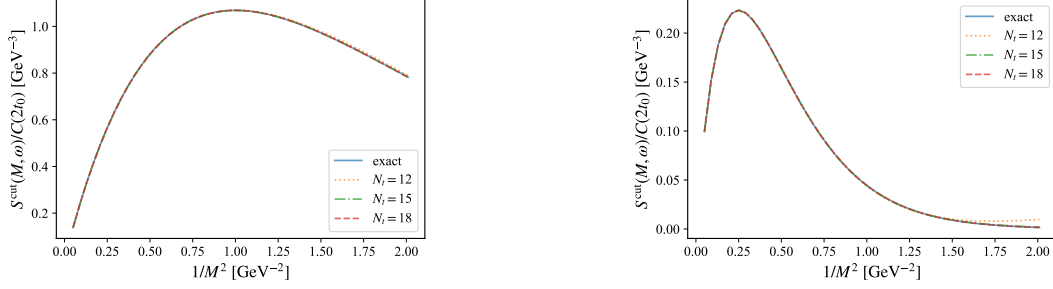


FIG. 6. Same as Fig. 4 but at $a^{-1} = 4.496$ GeV.

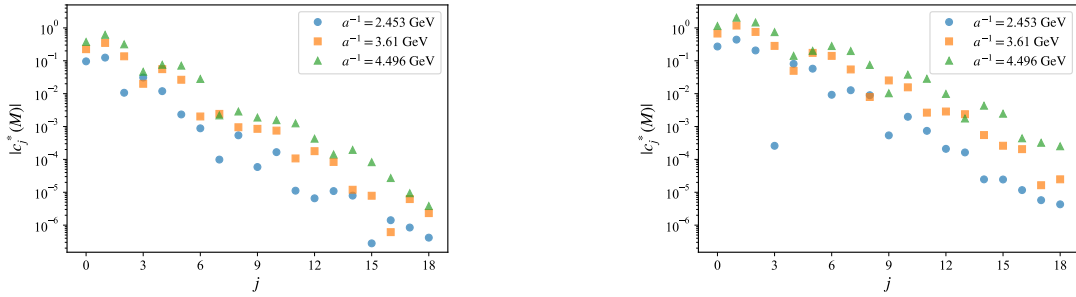


FIG. 7. The coefficients $c_j^*(M)$ at three lattice spacing. We set $1/M^2 = 0.45$ GeV^{-2} (left) and $1/M^2 = 1.85$ GeV^{-2} (right).

with mass \tilde{m} and decay constant \tilde{f} . The corresponding Euclidean correlator is

$$C^{\text{pole}}(t) = \int_0^\infty d\omega e^{-\omega t} \omega^2 \rho^{\text{pole}}(\omega^2) = \frac{\tilde{f}^2 \tilde{m}}{2} e^{-\tilde{m}t}, \quad (35)$$

and the normalized correlator (19) is given by

$$\bar{C}^{\text{pole}}(t) = \frac{C^{\text{pole}}(t + 2t_0)}{C^{\text{pole}}(2t_0)} = e^{-\tilde{m}t}. \quad (36)$$

In this test, we ignore statistical errors and replace the expectation values $\langle T_j^* \rangle$ by the shifted Chebyshev polynomials $T_j^*(e^{-a\tilde{m}})$ without introducing the fit. Combining the polynomials and the coefficients $c_j^*(M)$ determined by (22) with the smearing kernel $S^{\text{cut}}(M, \omega)$, we obtain the Borel transform $\tilde{\Pi}^{\text{pole}}(M^2)$. We can also analytically calculate the Borel transform of the single-pole spectrum with the modification of the low-energy spectrum (29),

$$\begin{aligned} \tilde{\Pi}^{\text{pole}}(M^2) &= \frac{1}{M^2} \int_0^\infty ds e^{-s/M^2} \rho^{\text{pole}}(s) \tanh(\sqrt{s}/\omega_0) \\ &= \frac{\tilde{f}^2}{M^2} e^{-\tilde{m}^2/M^2} \tanh(\tilde{m}/\omega_0). \end{aligned} \quad (37)$$

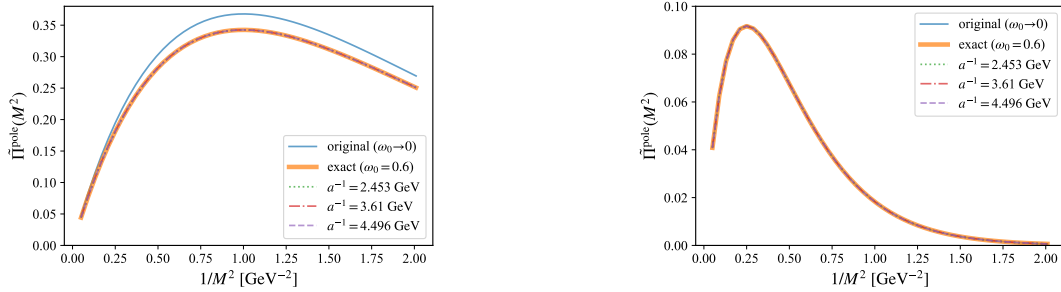


FIG. 8. $\tilde{\Pi}^{\text{pole}}(M^2)$ for three lattice spacings with $N_t = 18$, $\omega_0 = 0.6$ GeV. We set $\tilde{f} = 1$ GeV, and $\tilde{m} = 1$ GeV (left) and $\tilde{m} = 2$ GeV (right).

The results are compared in Fig. 8 at three lattice spacings. The thick solid lines denote the analytic results (37) with $\omega_0 = 0.6$ GeV, while the thin solid lines denote those in the limit $\omega_0 \rightarrow 0$, that is, $\tanh(\tilde{m}/\omega_0) \rightarrow 1$. The dotted, dash-dotted, and dashed line are $\tilde{\Pi}^{\text{pole}}(M^2)$ computed by our method for three lattice spacings, respectively. The expansion is nearly perfect and the expansions at three lattice spacings are consistent with each other. The difference between the original function and that with the cutoff remains when the pole mass is small, $\tilde{m} = 1$ GeV. We correct them as discussed in the following.

B. Correction for the low-energy cut of smearing function

The low-energy cut $\tanh(\omega/\omega_0)$ introduced to avoid the artificial divergence of the Chebyshev coefficients modifies the shape of the smearing kernel below $\omega \lesssim \omega_0$. If we set ω_0 sufficiently small, only the contribution from the ground state, *i.e.* the ϕ meson in our example, is significantly affected. We therefore correct for the error by using the information available for the ground state.

The contribution of the ground state $\rho_\phi(s)$ for the spectral function is

$$\rho_\phi(s) = f_\phi^2 \delta(s - m_\phi^2), \quad (38)$$

where f_ϕ and m_ϕ are the decay constant and the mass of the ϕ meson, respectively. The ϕ meson's contribution to the Borel transform is then

$$\tilde{\Pi}_\phi^{\text{cut}}(M^2) \equiv \frac{f_\phi^2}{M^2} e^{-m_\phi^2/M^2} \tanh(m_\phi/\omega_0). \quad (39)$$

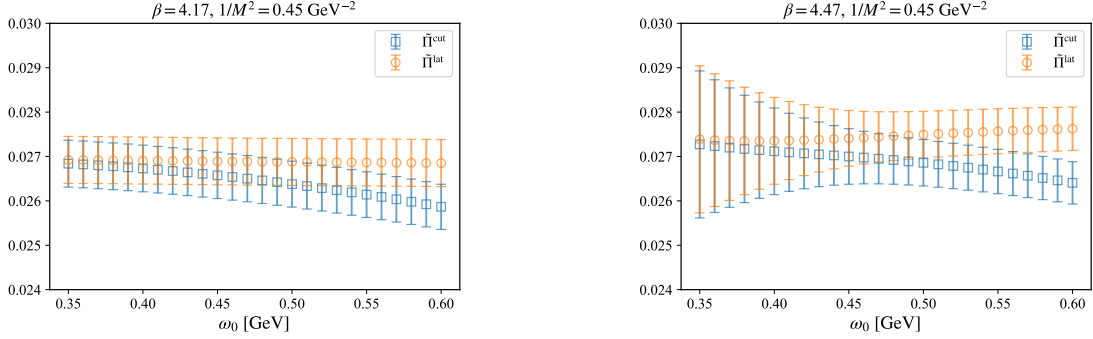


FIG. 9. The cutoff dependence of $\tilde{\Pi}^{\text{cut}}(M^2)$ and $\tilde{\Pi}^{\text{lat}}(M^2)$ on the coarse (left panel) and fine (right panel) lattice, where $N_t = 18$.

Taking the limit $\omega_0 \rightarrow 0$, it recovers the physical result

$$\tilde{\Pi}_\phi(M^2) \equiv \frac{f_\phi^2}{M^2} e^{-m_\phi^2/M^2}. \quad (40)$$

The difference between the Borel transform with and without the modification is then

$$\delta\tilde{\Pi}_\phi^{\text{cut}} \equiv \tilde{\Pi}_\phi(M^2) - \tilde{\Pi}_\phi^{\text{cut}}(M^2) = \frac{f_\phi^2}{M^2} e^{-m_\phi^2/M^2} (1 - \tanh(m_\phi/\omega_0)), \quad (41)$$

which we add back to the result of $\tilde{\Pi}^{\text{cut}}(M^2)$ as

$$\tilde{\Pi}^{\text{lat}}(M^2) \equiv \tilde{\Pi}^{\text{cut}}(M^2) + \delta\tilde{\Pi}_\phi^{\text{cut}}(M^2). \quad (42)$$

The deficit $\delta\tilde{\Pi}_\phi^{\text{cut}}(M^2)$ can be computed using the values of f_ϕ and m_ϕ obtained for each lattice ensemble.

We show a typical threshold ω_0 dependence of $\tilde{\Pi}^{\text{lat}}(M^2)$ at certain values of M^2 in Fig. 9. Squares and circles denote the $\tilde{\Pi}^{\text{cut}}(M^2)$ and $\tilde{\Pi}^{\text{lat}}(M^2)$, respectively. As ω_0 increases, $\tilde{\Pi}^{\text{cut}}(M^2)$ decreases, as we expected. After the correction, $\tilde{\Pi}^{\text{lat}}(M^2)$ is insensitive to ω_0 . On the fine lattice, the small value of ω_0 enhances the statistical errors. To avoid large errors, we set $\omega_0 = 0.6$ GeV for all lattice spacings in the following results. The error due to the low-energy modification is negligible after correcting for the ground state contribution.

C. Continuum limit

We take 50 points of $1/M^2$ in the range $1/M^2 = 0.05\text{--}2.05$ GeV $^{-2}$ and compute $\tilde{\Pi}^{\text{lat}}(M^2)$ for each lattice spacing. The results are shown in Fig. 10. We find that the results obtained at two coarser lattice spacing agree well except in the region $1/M^2 \lesssim 0.2$ GeV $^{-2}$, where

discretization effects are visible. The data at finest lattice spacing show a slight deviation from those at two coarser lattices, but we note that the strange quark mass is slightly mistuned on this ensemble and we have to correct that effect (see below.)

We take the continuum limit of $\tilde{\Pi}^{\text{lat}}(M^2)$ using the data at three lattice spacings. Since both the statistical and systematic errors correlate highly among different values of $1/M^2$, we introduce an ansatz,

$$\tilde{\Pi}^{\text{lat}}(M^2) + \delta\tilde{\Pi}_m = \tilde{\Pi}(M^2)(1 + b_0M^2a^2)(1 + b_1a^2), \quad (43)$$

with coefficients b_0 and b_1 to parametrize the discretization effect independent of $1/M^2$. We introduce a correction $\delta\tilde{\Pi}_m$ to incorporate the mistuning of the valence quark mass m_s . At tree level, the correction $\delta\tilde{\Pi}_m$ is expressed as

$$\delta\tilde{\Pi}_m = +\frac{3}{2\pi^2} \frac{m_{\text{siml}}^2(\mu^2) - m_{\text{phys}}^2(\mu^2)}{M^2} - \frac{2(m_{\text{siml}}(\mu^2) - m_{\text{phys}}(\mu^2))\langle 0|\bar{q}q|0\rangle}{M^4}, \quad (44)$$

where $m_{\text{phys}}(\mu^2)$ and $m_{\text{siml}}(\mu^2)$ are the strange quark masses at the scale μ . We take $Z_S^{-1}(\mu; a)m_{\text{bare}}$ for m_{siml} and $m_s(\mu^2 = (2 \text{ GeV})^2) = 0.0920(11) \text{ GeV}$ for m_{phys} as an initial value of the running. The renormalization constants for the scalar density operator $Z_S(2 \text{ GeV}; a)$ are 1.0372(146), 0.9342(87), 0.8926(67) for $\beta = 4.17, 4.35, 4.47$, respectively [4]. The mass m_{bare} is from am_s listed in Table I. The corrections $\delta\tilde{\Pi}_m(M^2)$ calculated at the leading order of perturbation theory are less than 4% of $\tilde{\Pi}^{\text{lat}}(M^2)$ on the two coarse lattices, while that on the finest lattice decrease $\tilde{\Pi}^{\text{lat}}(M^2)$ by at most 10% in the range $1/M^2 = 0.25\text{--}1.01 \text{ GeV}^{-2}$. Higher order perturbative corrections are insignificant compared to the statistical precision of the lattice data. In each case, the correction may introduce systematic uncertainty at large $1/M^2$, since the correction relies on OPE. Therefore, we consider $\tilde{\Pi}^{\text{lat}}(M^2)$ at $1/M^2 = 1.01 \text{ GeV}^{-2}$ and lower.

The M^2 dependence of the discretization error is incorporated in the fit by the factor $(1 + b_0M^2a^2)$. The other factor $(1 + b_1a^2)$ represents the discretization error independent of M^2 . We take the continuum limit for $\tilde{\Pi}^{\text{lat}}(M^2) + \delta\tilde{\Pi}_m(M^2)$ by a global fit in the range $0.25 \text{ GeV}^{-2} \leq 1/M^2 \leq 1.01 \text{ GeV}^{-2}$. The correlation of $\tilde{\Pi}^{\text{lat}}(M^2) + \delta\tilde{\Pi}_m(M^2)$ among different M^2 is taken into account. The continuum extrapolation at some values of $1/M^2$ is shown in Fig. 11. The circle, square, and triangle symbols show $\tilde{\Pi}^{\text{lat}}(M^2) + \delta\tilde{\Pi}_m(M^2)$ at $a^{-1} = 2.453, 3.610, 4.496 \text{ GeV}$, respectively, while the star symbol represents the continuum limit. The discretization errors are not substantial. Although the $\tilde{\Pi}^{\text{lat}}(M^2)$ on the finest lattice has a relatively large error, the error of $\tilde{\Pi}(M^2)$ in the continuum limit is under good control.

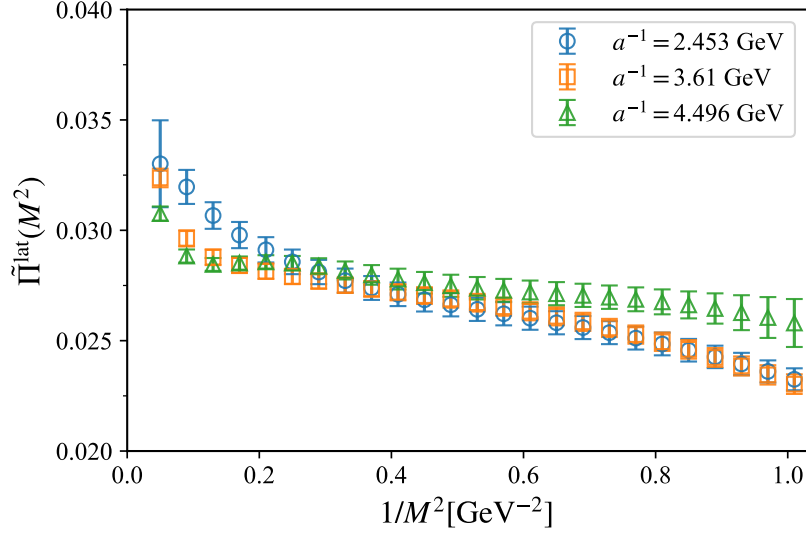


FIG. 10. $\tilde{\Pi}^{\text{lat}}(M^2)$ at all lattice spacings.

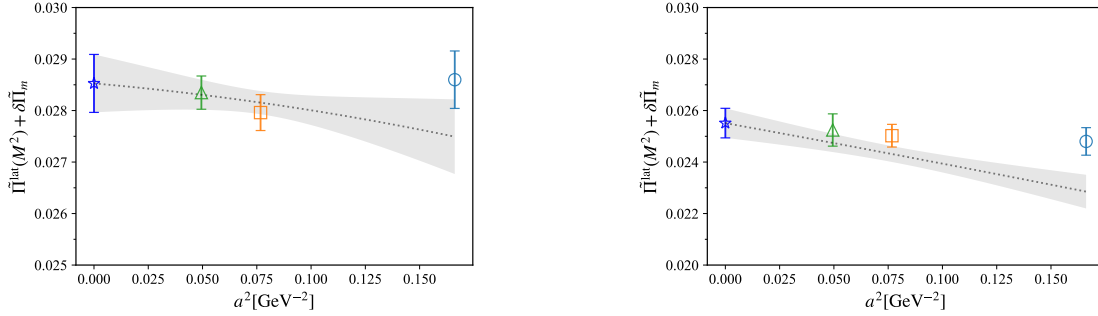


FIG. 11. Continuum extrapolation of $\tilde{\Pi}^{\text{lat}}(M^2) + \delta\tilde{\Pi}_m$ at $1/M^2 = 0.25$ GeV $^{-2}$ (left panel) and at $1/M^2 = 0.85$ GeV $^{-2}$ (right panel).

V. RESULT

A. Comparison with OPE

We compare the Borel transform $\tilde{\Pi}(M^2)$ at large M^2 with perturbative expansion as well as with OPE in Fig. 12. The dash-dotted line denotes the perturbative expansion $\tilde{\Pi}^{\text{pert}}(M^2)$ up to $\mathcal{O}(\alpha_s^4)$. It includes the mass-dependent perturbative correction up to $\mathcal{O}(\alpha_s^3 m_s^2/M^2)$. The solid line shows the OPE result $\tilde{\Pi}^{\text{OPE}}(M^2)$. The bands represent the size of errors due to the input parameters and the truncation of perturbative expansion.

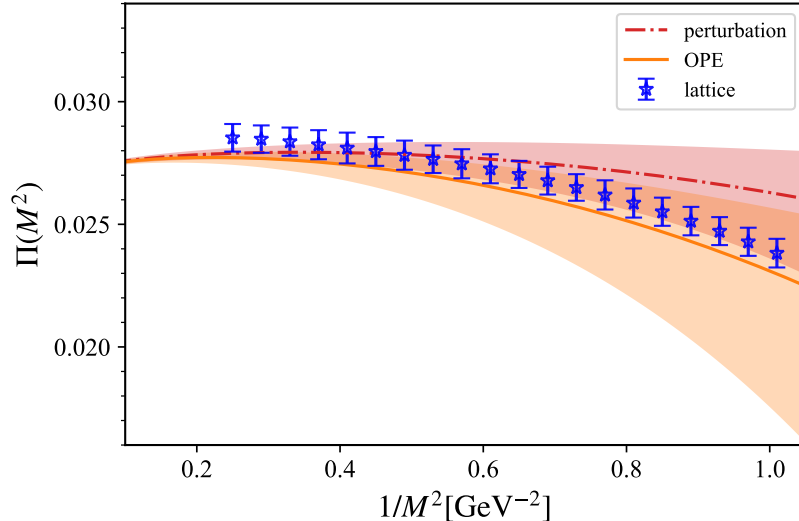


FIG. 12. Comparison of $\tilde{\Pi}(M^2)$ in the continuum limit with the perturbative expansion and OPE.

Here, input parameters are the QCD scale parameter $\Lambda_{\overline{\text{MS}}}^{n_f=3} = 0.332(17)$ GeV [40], the strange quark mass in the $\overline{\text{MS}}$ scheme $m_s^{n_f=2+1}(\mu = 2 \text{ GeV}) = 0.0920(11)$ GeV (FLAG average) [41–46] the chiral condensate¹ $\langle 0|\bar{q}q|0\rangle = -[0.272(5) \text{ GeV}]^3$ (FLAG average) [34, 41, 49–53], and the gluon condensate $\langle 0|\frac{\alpha_s}{\pi}G^2|0\rangle = 0.0120(36) \text{ GeV}^4$ [1, 2] (adding $\pm 30\%$ error).

In the calculation of the perturbative expansion and OPE, we set the renormalization scale $\mu^2 = 4M^2e^{-\gamma_E}$. The running of α_s , m_s , and $\langle 0|\bar{q}q|0\rangle$ are taken into account using RunDec [26, 27] at five-loop level.

In OPE we include corrections up to mass-dimension six operators:

$$\tilde{\Pi}(M^2) = c_0 + \frac{c_2}{M^2} + \frac{c_4}{M^4} + \frac{c_6}{M^6}, \quad (45)$$

where c_0 and c_2 stand for the perturbative expansion in the massless limit and the leading mass correction, respectively. The coefficient c_4 includes the gluon and quark condensates. The coefficients c_0 and c_2 are already discussed in Sec. II. The coefficients c_4 and c_6 can

¹ We use the chiral condensate evaluated in the massless quark limit, rather than the “strange quark condensate,” which has also be evaluated using lattice QCD [47] as $\langle \bar{s}s \rangle(2 \text{ GeV}) = -(296(11) \text{ MeV})^3$. The reason is that the difference from the massless limit involves a quadratic divergence and a renormalon ambiguity of order of $m_s\Lambda_{\text{QCD}}^2$, which is the same order of the correction itself, is induced when the divergence is subtracted. In [47], the subtraction scheme is not explicitly shown, and in [48] it is performed by fitting the lattice data at various lattice cutoffs. Thus, the precise definition of the strange quark

be computed by applying Eq. (A2) to the Wilson coefficients (see also [54]). Letting $L_M \equiv \log(\mu^2 e^{\gamma_E}/M^2)$, we can express the coefficients as

$$c_4 = \frac{1}{12} \left(1 + \frac{7}{6} \frac{\alpha_s}{\pi} \right) \langle 0 | \frac{\alpha_s}{\pi} G^2 | 0 \rangle + 2m_s \left(1 + \frac{1}{3} \frac{\alpha_s}{\pi} \right) \langle 0 | \bar{q}q | 0 \rangle + \frac{3m_s^4}{4\pi^2} (1 - 2L_M) - \frac{m_s^4}{6\pi^2} \frac{\alpha_s}{\pi} (35 - 3\pi^2 - 24\zeta(3) - 3L_M + 18L_M^2), \quad (46)$$

$$c_6 = -\frac{112}{81} \pi \alpha_s \kappa_0 \langle 0 | \bar{q}q | 0 \rangle^2 + \frac{1}{18} m_s^2 \langle 0 | \frac{\alpha_s}{\pi} G^2 | 0 \rangle - \frac{4}{3} m_s^3 \langle 0 | \bar{q}q | 0 \rangle, \quad (47)$$

where the gluon condensate $\langle 0 | \frac{\alpha_s}{\pi} G^2 | 0 \rangle$ is defined in the $\overline{\text{MS}}$ scheme. The coefficient κ_0 in (47) parametrizes corrections to the VSA for the four-quark condensate. When the condensate is assumed to be fully factorized in the vacuum, κ_0 is equal to 1. There are studies that suggest the violation of VSA as large as $\kappa_0 \sim 6$ [55]. We set $\kappa_0 = 1$ for the solid curve and incorporate the variation of κ_0 from 0 to 6 to estimate the error in Fig. 12. The higher dimensional condensates are neglected in this paper. We also include the renormalization scale dependence to estimate the truncation error as discussed in Sec. II, where $\tilde{\Pi}_0^{\text{pert}}$ and $\tilde{\Pi}_{m^2}^{\text{pert}}$ correspond to c_0 and c_2 . We introduce the renormalization scales μ_0 and μ_2 for c_0 and c_2 , respectively, vary them in the range $2M^2 e^{-\gamma_E} \leq \mu_0^2, \mu_2^2 \leq 8M^2 e^{-\gamma_E}$ separately, and take the maximal (minimum) value of $c_0 + c_2/M^2$ as the upper (lower) limit of the band.

Figure 13 shows the convergence of OPE. The dotted line corresponds to the massless perturbation theory. The dash-dotted, dashed, solid lines include the terms up to $\mathcal{O}(1/M^2)$, $\mathcal{O}(1/M^4)$, and $\mathcal{O}(1/M^6)$ corrections, respectively. The error band is estimated as in Fig. 12. The Borel transform $\tilde{\Pi}^{\text{OPE}}(M^2)$ converges well in the range $1/M^2 \leq 1 \text{ GeV}^{-2}$ as one can see from the tiny effect of $\mathcal{O}(1/M^6)$, albeit the large uncertainty due to the unknown condensates. The lattice data agree well with OPE including the terms of $1/M^4$ and $1/M^6$ within the uncertainty, as found in Fig. 12.

B. Extraction of the gluon condensate

As an application of the lattice calculation of $\tilde{\Pi}(M^2)$, we try to determine the coefficient c_4 from the lattice data. Since the perturbative expansion and OPE converges reasonably well for $\tilde{\Pi}(M^2)$ (although some uncertainty remains if $\kappa_0 \sim 5-6$), the determination is less affected by the truncation error than that for the HVP function $\Pi(q^2)$, and the systematic error of c_4 may be reduced. We consider corrections up to mass dimension six, since the

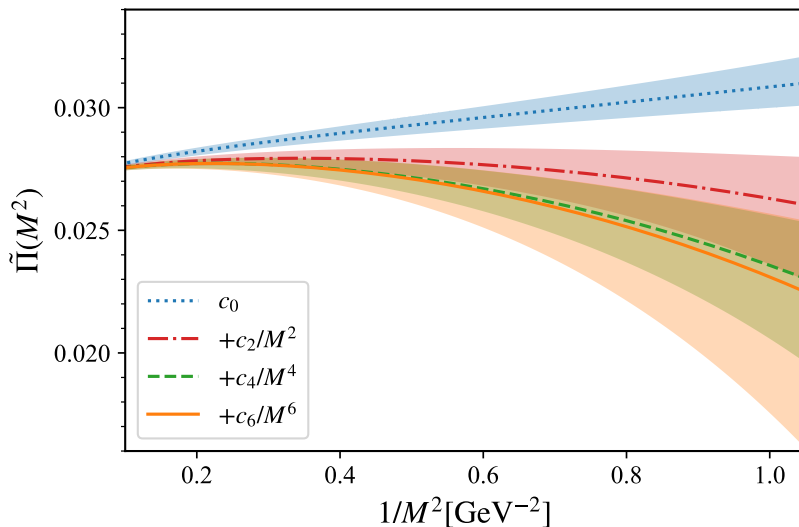


FIG. 13. The convergence of OPE for $\tilde{\Pi}(M^2)$.

higher mass-dimension operators are suppressed by the factorial as (10). By fixing c_0 and c_2 in (45) by the perturbative calculation, we determine c_4 and c_6 through a fit to the lattice data. The fitting range is $1/M^2 = 0.25\text{--}0.69 \text{ GeV}^{-2}$. The M^2 dependence of c_4 and c_6 from corrections of order $\alpha_s(4M^2e^{-\gamma_E})$ is negligible in this range. Hence we treat c_4 and c_6 as constant parameters. We rescale $c_4 = \tilde{c}_4\Lambda^4$ and $c_6 = \tilde{c}_6\Lambda^6$ with $\Lambda = 300 \text{ MeV}$, and set the priors of \tilde{c}_4 and \tilde{c}_6 to 0.0 ± 1.0 . To evaluate the systematic uncertainties, we use three sets of the renormalization scales $(\mu_0^2, \mu_2^2) = (4M^2e^{-\gamma_E}, 4M^2e^{-\gamma_E})$, $(\mu_0^2, \mu_2^2) = (2M^2e^{-\gamma_E}, 8M^2e^{-\gamma_E})$, and $(\mu_0^2, \mu_2^2) = (8M^2e^{-\gamma_E}, 2M^2e^{-\gamma_E})$, and take the maximum variants of the results as their systematic errors. We obtain $\tilde{c}_4 = -0.34(7)_{-19}^{+26}$. The first parenthesis gives the statistical error. The superscript (subscript) represents the upper (lower) systematic error. \tilde{c}_6 is not well constrained.

We subtract the contributions of the chiral condensate and the finite mass correction from c_4 , which are relatively well determined, and obtain $\langle 0|\frac{\alpha_s}{\pi}G^2|0\rangle = 0.011(7)_{-16}^{+22} \text{ GeV}^4$ in the $\overline{\text{MS}}$ scheme at the scale $\mu = 2 \text{ GeV}$, which corresponds to $\langle 0|\frac{\alpha_s}{\pi}G^2|0\rangle = 0.013(8)_{-20}^{+27} \text{ GeV}^4$ in the renormalization group invariant (RGI) scheme. They are related by (see also [56])

$$\langle 0|\frac{\alpha_s}{\pi}G^2|0\rangle_{\text{RGI}} = \left(1 + \frac{16}{9}\frac{\alpha_s}{\pi} + \dots\right) \langle 0|\frac{\alpha_s}{\pi}G^2|0\rangle_{\overline{\text{MS}}}. \quad (48)$$

The first error includes the statistical errors of lattice calculations and inputs $\Lambda_{\overline{\text{MS}}}^{n_f=3}$, m_s , and $\langle 0|\bar{q}q|0\rangle$. The second one corresponds to the systematic uncertainty associated with the

perturbative expansion. It is known that the gluon condensate suffers from the renormalon ambiguity. (See, for instance, [57].) More precise determination of the gluon condensate will require more statistics and an improvement of the perturbative calculation.

The value of $\langle 0 | \frac{\alpha_s}{\pi} G^2 | 0 \rangle$ was estimated by Shifman-Vainshtein-Zakharov (SVZ) from the charmonium moments as $\langle 0 | \frac{\alpha_s}{\pi} G^2 | 0 \rangle \simeq 0.012 \text{ GeV}^4$ [1, 2]. In Fig. 12, we used this value for the OPE estimate. From τ decay, the estimates are consistent with zero: $\langle 0 | \frac{\alpha_s}{\pi} G^2 | 0 \rangle = 0.006 \pm 0.012 \text{ GeV}^4$ in the $\overline{\text{MS}}$ scheme [58]. Our method provides another estimate with a comparable error.

C. Saturation by the ground state

In the low M^2 region, the ground state contribution dominates the Borel transform $\tilde{\Pi}(M^2)$, and the OPE would break down. Here, we investigate how much the ground-state contribution $\tilde{\Pi}_\phi(M^2)$ saturates the Borel transform.

The contribution from the ground state ϕ meson to the Borel transform $\tilde{\Pi}_\phi(M^2)$ is shown in Fig. 14 together with the lattice data. In this plot, the ϕ meson contribution (40) is drawn with the experimental inputs $f_\phi^{\text{exp}} = 0.2285(36) \text{ GeV}$ and $m_\phi^{\text{exp}} = 1.019461(16) \text{ GeV}$ [59] (dash-dotted line). The solid line denotes the OPE result, which is the same as in Fig. 12. The error band for the OPE in Fig. 14 may be underestimated beyond $1/M^2 \gtrsim 1 \text{ GeV}^{-2}$, since the perturbative expansion and OPE poorly converge. The star symbols represent the lattice results in the continuum limit. Since the perturbative expression for the correction $\delta\tilde{\Pi}_m$ (43) would break down at low M^2 , we show the data at finite lattice spacings which do not have a significant error due to the mismatch of m_s . The $\Pi^{\text{lat}}(M^2)$ on the coarse and fine lattices (circles and squares, respectively) indicates that the discretization effect is not significant.

In the low M^2 region, the lattice results approach the ϕ contribution as it should be. On the other hand, even at intermediate M , say $1/M^2 = 0.75 \text{ GeV}^{-2}$, where the OPE converges well, the ϕ meson contribution is as large as 70% of $\tilde{\Pi}(M^2)$. It suggests that the quark-hadron duality works reasonably well even when the contribution from a single state dominates.

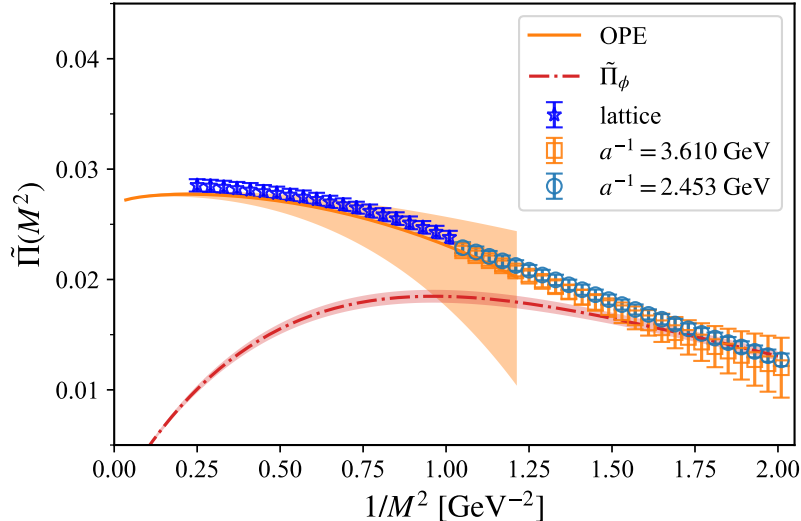


FIG. 14. Comparison of $\tilde{\Pi}(M^2)$ in the continuum limit with the experimental values of the ϕ meson contribution.

VI. CONCLUSION AND OUTLOOK

The Borel transform has often been used in the QCD sum rule analyses in order to improve the convergence of OPE and to enhance the contribution of the ground state, which is of the main interest. A crucial question is then whether the theoretical uncertainty in the perturbative expansion and OPE is well under control. The uncertainty due to the modeling of the excited state and continuum contributions is another important issue in the QCD sum rule. In this work, we provide a method to compute the Borel transform utilizing the lattice QCD data for current correlators. Since the computation is fully nonperturbative in the entire range of the Borel mass M , one can use the result to verify the theoretical methods so far used in the QCD sum rule.

We find a good agreement between the lattice data and OPE in the region of $M > 1.0$ GeV. The OPE is truncated at the order $1/M^6$. Since the OPE involves unknown condensates, this comparison can be used to determine these parameters, provided that the lattice data are sufficiently precise. As the first example, we attempt to extract the gluon condensate, which appears in OPE at the order $1/M^4$. The size of the error is comparable to those of previous phenomenological estimates. With more precise lattice data in various channels, one would be able to determine the condensates of higher dimensions, which have

not been determined well solely from phenomenological inputs.

Using baryonic current correlators, one may also study another side of the QCD phenomenology. Since there are no experimental inputs, the lattice data may play a unique role in the QCD sum rule analysis. For instance, the Ioffe formula for the nucleon mass $m_N \simeq [-2(2\pi)^2 \langle 0 | \bar{q}q | 0 \rangle]^{1/3}$ [60] indicates a relation between the nucleon mass and chiral symmetry breaking, and it is interesting to study the baryonic correlator on the lattice to see if this relation comes out.

Another interesting application of the lattice calculation of the Borel transform is the determination of α_s . A similar analysis has been performed directly on the current correlators [7], but it turned out that OPE does not converge sufficiently quickly to allow precise determination of α_s from the perturbative expansion at the leading order of OPE. With the Borel transform, one expects that OPE converges more rapidly, and it may provide another way to extract α_s , especially because the perturbative expansion is known to $O(\alpha_s^4)$, *i.e.* among the best quantities for which high order perturbative expansion is available.

Our work provides a technique to relate two major tools to study nonperturbative aspects of QCD, *i.e.*, the QCD sum rule and the lattice QCD. As outlined above, there are a number of applications, for which new insights into the QCD phenomenology are expected.

ACKNOWLEDGEMENTS

We thank the members of the JLQCD Collaboration for discussions and for providing the computational framework and lattice data. We are grateful to H. Takaura for discussions. Numerical calculations are performed on SX-Aurora TSUBASA at High Energy Accelerator Research Organization (KEK) under its Particle, Nuclear and Astro Physics Simulation Program, as well as on Oakforest-PACS supercomputer operated by Joint Center for Advanced High Performance Computing (JCAHPC). This work is supported in part by JSPS KAKENHI Grant No. 18H03710 and by the Post-K and Fugaku supercomputer project through the Joint Institute for Computational Fundamental Science (JICFuS).

Appendix A: Some formulas of Borel transformation

We show some formulas of the Borel transformation. Perturbative corrections at higher loops have the power of logarithm, $\log^n(\mu^2/Q^2)$. We can obtain its Borel transformation by taking derivatives of the formula,

$$\mathcal{B}_M \left[\left(\frac{\mu^2}{Q^2} \right)^\alpha \right] = \frac{1}{\Gamma(\alpha)} \left(\frac{\mu^2}{M^2} \right)^\alpha \quad (\text{A1})$$

$$\mathcal{B}_M \left[\left(\frac{\mu^2}{Q^2} \right)^\alpha \log^n \left(\frac{\mu^2}{Q^2} \right) \right] = \frac{\partial^n}{\partial \alpha^n} \left[\frac{1}{\Gamma(\alpha)} \left(\frac{\mu^2}{M^2} \right)^\alpha \right], \quad (\text{A2})$$

$$\mathcal{B}_M \left[\log^n \left(\frac{\mu^2}{Q^2} \right) \right] = \lim_{\alpha \rightarrow 0} \frac{\partial^n}{\partial \alpha^n} \left[\frac{1}{\Gamma(\alpha)} \left(\frac{\mu^2}{M^2} \right)^\alpha \right]. \quad (\text{A3})$$

The perturbative coefficients of HVP is known at $\mathcal{O}(\alpha_s^4)$ [25]. Those have quartic logarithmic terms at most. We show corresponding formulas for $n = 1$ to 4,

$$\mathcal{B}_M \left[\log \left(\frac{\mu^2}{Q^2} \right) \right] = 1, \quad (\text{A4})$$

$$\mathcal{B}_M \left[\log^2 \left(\frac{\mu^2}{Q^2} \right) \right] = 2 \log \left(\frac{\mu^2}{M^2 e^{-\gamma_E}} \right), \quad (\text{A5})$$

$$\mathcal{B}_M \left[\log^3 \left(\frac{\mu^2}{Q^2} \right) \right] = 3 \log^2 \left(\frac{\mu^2}{M^2 e^{-\gamma_E}} \right) - \frac{\pi^2}{2}, \quad (\text{A6})$$

$$\mathcal{B}_M \left[\log^4 \left(\frac{\mu^2}{Q^2} \right) \right] = 4 \left(\log^2 \left(\frac{\mu^2}{M^2 e^{-\gamma_E}} \right) - \frac{\pi^2}{2} \right) \log \left(\frac{\mu^2}{M^2 e^{-\gamma_E}} \right) + 8\zeta(3). \quad (\text{A7})$$

If we set $\mu^2 \propto M^2 e^{-\gamma_E}$, the expressions get simplified. Hence we choose it as the renormalization scale. Other useful formulas can be found in [61].

-
- [1] M. A. Shifman, A. Vainshtein, and V. I. Zakharov, *Nucl. Phys. B* **147**, 385 (1979).
 - [2] M. A. Shifman, A. Vainshtein, and V. I. Zakharov, *Nucl. Phys. B* **147**, 448 (1979).
 - [3] M. A. Shifman, in *8th International Symposium on Heavy Flavor Physics*, Vol. 3 (World Scientific, Singapore, 2000) pp. 1447–1494, [arXiv:hep-ph/0009131](#).
 - [4] M. Tomii, G. Cossu, B. Fahy, H. Fukaya, S. Hashimoto, T. Kaneko, and J. Noaki (JLQCD), *Phys. Rev. D* **94**, 054504 (2016), [arXiv:1604.08702 \[hep-lat\]](#).
 - [5] M. Tomii, G. Cossu, B. Fahy, H. Fukaya, S. Hashimoto, T. Kaneko, and J. Noaki (JLQCD), *Phys. Rev. D* **96**, 054511 (2017), [arXiv:1703.06249 \[hep-lat\]](#).
 - [6] R. J. Hudspith, R. Lewis, K. Maltman, and J. Zanotti, *Phys. Lett. B* **781**, 206 (2018), [arXiv:1702.01767 \[hep-ph\]](#).

- [7] R. J. Hudspith, R. Lewis, K. Maltman, and E. Shintani, (2018), [arXiv:1804.10286 \[hep-lat\]](#).
- [8] I. Allison *et al.* (HPQCD), *Phys. Rev. D* **78**, 054513 (2008), [arXiv:0805.2999 \[hep-lat\]](#).
- [9] K. Nakayama, B. Fahy, and S. Hashimoto, *Phys. Rev. D* **94**, 054507 (2016), [arXiv:1606.01002 \[hep-lat\]](#).
- [10] D. Boito, M. Golterman, K. Maltman, and S. Peris, *Phys. Rev. D* **100**, 074009 (2019), [arXiv:1907.03360 \[hep-ph\]](#).
- [11] Y. Nakahara, M. Asakawa, and T. Hatsuda, *Phys. Rev. D* **60**, 091503 (1999), [arXiv:hep-lat/9905034](#).
- [12] M. Asakawa, T. Hatsuda, and Y. Nakahara, *Prog. Part. Nucl. Phys.* **46**, 459 (2001), [arXiv:hep-lat/0011040](#).
- [13] G. Aarts, C. Allton, J. Foley, S. Hands, and S. Kim, *Phys. Rev. Lett.* **99**, 022002 (2007), [arXiv:hep-lat/0703008](#).
- [14] Y. Burnier and A. Rothkopf, *Phys. Rev. Lett.* **111**, 182003 (2013), [arXiv:1307.6106 \[hep-lat\]](#).
- [15] B. B. Brandt, A. Francis, H. B. Meyer, and D. Robaina, *Phys. Rev. D* **92**, 094510 (2015), [arXiv:1506.05732 \[hep-lat\]](#).
- [16] B. B. Brandt, A. Francis, B. Jäger, and H. B. Meyer, *Phys. Rev. D* **93**, 054510 (2016), [arXiv:1512.07249 \[hep-lat\]](#).
- [17] M. T. Hansen, H. B. Meyer, and D. Robaina, *Phys. Rev. D* **96**, 094513 (2017), [arXiv:1704.08993 \[hep-lat\]](#).
- [18] M. Hansen, A. Lupo, and N. Tantalo, *Phys. Rev. D* **99**, 094508 (2019), [arXiv:1903.06476 \[hep-lat\]](#).
- [19] E. Itou and Y. Nagai, *JHEP* **07**, 007 (2020), [arXiv:2004.02426 \[hep-lat\]](#).
- [20] G. Bailas, S. Hashimoto, and T. Ishikawa, *PTEP* **2020**, 043B07 (2020), [arXiv:2001.11779 \[hep-lat\]](#).
- [21] P. Gambino and S. Hashimoto, *Phys. Rev. Lett.* **125**, 032001 (2020), [arXiv:2005.13730 \[hep-lat\]](#).
- [22] H. Fukaya, S. Hashimoto, T. Kaneko, and H. Ohki, (2020), [arXiv:2010.01253 \[hep-lat\]](#).
- [23] P. Colangelo and A. Khodjamirian, *At The Frontier of Particle Physics*, edited by M. Shifman (World Scientific, Singapore, 2001) pp. 1495–1576, [arXiv:hep-ph/0010175](#).
- [24] P. Gubler and D. Satow, *Prog. Part. Nucl. Phys.* **106**, 1 (2019), [arXiv:1812.00385 \[hep-ph\]](#).
- [25] K. Chetyrkin and A. Maier, *Nucl. Phys. B* **844**, 266 (2011), [arXiv:1010.1145 \[hep-ph\]](#).

- [26] K. Chetyrkin, J. H. Kuhn, and M. Steinhauser, *Comput. Phys. Commun.* **133**, 43 (2000), [arXiv:hep-ph/0004189](#).
- [27] F. Herren and M. Steinhauser, *Comput. Phys. Commun.* **224**, 333 (2018), [arXiv:1703.03751 \[hep-ph\]](#).
- [28] P. A. Baikov, K. G. Chetyrkin, and J. H. Kuhn, *Nucl. Phys. B Proc. Suppl.* **135**, 243 (2004).
- [29] P. A. Baikov, K. G. Chetyrkin, and J. H. Kuhn, *Nucl. Phys. B Proc. Suppl.* **189**, 49 (2009), [arXiv:0906.2987 \[hep-ph\]](#).
- [30] L. J. Reinders and H. R. Rubinstein, *Phys. Lett. B* **145**, 108 (1984).
- [31] D. Bernecker and H. B. Meyer, *Eur. Phys. J. A* **47**, 148 (2011), [arXiv:1107.4388 \[hep-lat\]](#).
- [32] R. C. Brower, H. Neff, and K. Orginos, *Comput. Phys. Commun.* **220**, 1 (2017), [arXiv:1206.5214 \[hep-lat\]](#).
- [33] K. Nakayama, H. Fukaya, and S. Hashimoto, *Phys. Rev. D* **98**, 014501 (2018), [arXiv:1804.06695 \[hep-lat\]](#).
- [34] S. Aoki, G. Cossu, H. Fukaya, S. Hashimoto, and T. Kaneko (JLQCD), *PTEP* **2018**, 043B07 (2018), [arXiv:1705.10906 \[hep-lat\]](#).
- [35] H. Fukaya, S. Aoki, G. Cossu, S. Hashimoto, T. Kaneko, and J. Noaki (JLQCD), *Phys. Rev. D* **92**, 111501 (2015), [arXiv:1509.00944 \[hep-lat\]](#).
- [36] J. Noaki, S. Aoki, G. Cossu, H. Fukaya, S. Hashimoto, and T. Kaneko (JLQCD), *PoS LATTICE2013*, 263 (2014).
- [37] T. Kaneko, S. Aoki, G. Cossu, H. Fukaya, S. Hashimoto, and J. Noaki (JLQCD), *PoS LATTICE2013*, 125 (2014), [arXiv:1311.6941 \[hep-lat\]](#).
- [38] P. Lepage and C. Gohlke, “[gplepage/lqfit: lqfit version 11.7](#),” (2020).
- [39] G. Lepage, B. Clark, C. Davies, K. Hornbostel, P. Mackenzie, C. Morningstar, and H. Trotter, *Nucl. Phys. B Proc. Suppl.* **106**, 12 (2002), [arXiv:hep-lat/0110175](#).
- [40] M. Tanabashi *et al.* (Particle Data Group), *Phys. Rev. D* **98**, 030001 (2018).
- [41] S. Aoki *et al.* (Flavour Lattice Averaging Group), *Eur. Phys. J. C* **80**, 113 (2020), [arXiv:1902.08191 \[hep-lat\]](#).
- [42] A. Bazavov *et al.* (MILC), *PoS CD09*, 007 (2009), [arXiv:0910.2966 \[hep-ph\]](#).
- [43] S. Durr, Z. Fodor, C. Hoelbling, S. Katz, S. Krieg, T. Kurth, L. Lellouch, T. Lippert, K. Szabo, and G. Vulvert, *Phys. Lett. B* **701**, 265 (2011), [arXiv:1011.2403 \[hep-lat\]](#).

- [44] S. Durr, Z. Fodor, C. Hoelbling, S. Katz, S. Krieg, T. Kurth, L. Lellouch, T. Lippert, K. Szabo, and G. Vulvert, *JHEP* **08**, 148 (2011), [arXiv:1011.2711 \[hep-lat\]](#).
- [45] C. McNeile, C. Davies, E. Follana, K. Hornbostel, and G. Lepage, *Phys. Rev. D* **82**, 034512 (2010), [arXiv:1004.4285 \[hep-lat\]](#).
- [46] T. Blum *et al.* (RBC, UKQCD), *Phys. Rev. D* **93**, 074505 (2016), [arXiv:1411.7017 \[hep-lat\]](#).
- [47] C. Davies, K. Hornbostel, J. Komijani, J. Koponen, G. Lepage, A. Lytle, and C. McNeile (HPQCD), *Phys. Rev. D* **100**, 034506 (2019), [arXiv:1811.04305 \[hep-lat\]](#).
- [48] C. McNeile, A. Bazavov, C. T. H. Davies, R. J. Dowdall, K. Hornbostel, G. P. Lepage, and H. D. Trottier, *Phys. Rev. D* **87**, 034503 (2013), [arXiv:1211.6577 \[hep-lat\]](#).
- [49] A. Bazavov *et al.*, PoS **LATTICE2010**, 083 (2010), [arXiv:1011.1792 \[hep-lat\]](#).
- [50] S. Borsanyi, S. Durr, Z. Fodor, S. Krieg, A. Schafer, E. E. Scholz, and K. K. Szabo, *Phys. Rev. D* **88**, 014513 (2013), [arXiv:1205.0788 \[hep-lat\]](#).
- [51] S. Dürer *et al.* (Budapest-Marseille-Wuppertal), *Phys. Rev. D* **90**, 114504 (2014), [arXiv:1310.3626 \[hep-lat\]](#).
- [52] P. Boyle *et al.*, *Phys. Rev. D* **93**, 054502 (2016), [arXiv:1511.01950 \[hep-lat\]](#).
- [53] G. Cossu, H. Fukaya, S. Hashimoto, T. Kaneko, and J.-I. Noaki, *PTEP* **2016**, 093B06 (2016), [arXiv:1607.01099 \[hep-lat\]](#).
- [54] P. Gubler and K. Ohtani, *Phys. Rev. D* **90**, 094002 (2014), [arXiv:1404.7701 \[hep-ph\]](#).
- [55] D. Boito, M. Golterman, K. Maltman, J. Osborne, and S. Peris, *Phys. Rev. D* **91**, 034003 (2015), [arXiv:1410.3528 \[hep-ph\]](#).
- [56] E. Braaten, S. Narison, and A. Pich, *Nucl. Phys. B* **373**, 581 (1992).
- [57] H. Suzuki and H. Takaura, *PTEP* **2019**, 103B04 (2019), [arXiv:1807.10064 \[hep-ph\]](#).
- [58] B. Geshkenbein, B. Ioffe, and K. Zyablyuk, *Phys. Rev. D* **64**, 093009 (2001), [arXiv:hep-ph/0104048](#).
- [59] P. Zyla *et al.* (Particle Data Group), *PTEP* **2020**, 083C01 (2020).
- [60] B. Ioffe, *Nucl. Phys. B* **188**, 317 (1981), [Erratum: *Nucl.Phys.B* 191, 591–592 (1981)].
- [61] S. Narison, *QCD as a Theory of Hadrons: From Partons to Confinement*, Vol. 17 (Cambridge University Press, 2007) [arXiv:hep-ph/0205006](#).