

Gain modulation unlocks phase plasticity thus allowing for malleable nonlinear dynamics

Christoforos A. Papasavvas*

School of Computing, Newcastle University, UK

(Dated: March 1, 2025)

arXiv:2103.08073v2 [math.DS] 22 Mar 2021

Abstract

Nonlinear dynamics emerge through either nonlinear interactions between the variables or through nonlinearities imposed on their linear interactions. Their interactions can be conceptualized as modulations of input-output (I/O) functions, where one variable modulates another variable's I/O function. Within this framework, nonlinear interactions are manifested as gain modulations, where the gain (i.e. slope) of a variable's I/O function is modulated by another variable. Gain modulation is shown to enhance phase plasticity by loosening the relationship between oscillation phase and instantaneous gain. This finding reveals how gain modulation renders nonlinear dynamics more adaptable.

Multivariable dynamical systems are defined by sets of differential equations which express the time evolution of the state variables. Even a single nonlinear term in those equations renders the system nonlinear. Nonlinear terms appear in two distinct forms. First, they can appear as nonlinear functions imposed on either a single variable or on a linear combination of multiple univariate functions. Second, they can appear as nonlinear interactions (e.g. multiplication) between the variables or their functions. In the latter, the variables interact in a nonlinear fashion which, as explained below, can be considered as gain modulation; whereas in the former, any nonlinearity is imposed onto their linear interactions. For instance, nonlinear dynamical systems that feature nonlinearities exclusively in the form of univariate nonlinear functions include the FitzHugh–Nagumo model [1] and the Goodwin oscillator [2, 3]. In contrast, the Rössler system [4] and the predatory-prey system [5] feature nonlinear interactions (i.e. gain modulation) between the variables.

Typical nonlinear phenomena, such as limit cycles and chaos, can be produced through either of those types of nonlinearities. Chaos, for instance, emerges through the nonlinear interaction between the variables in the Rössler system [4], while it relies on univariate nonlinear functions in the Hindmarsh–Rose system [6, 7]. Limit cycles are also found in both of those systems, without any obvious qualitative difference between them. However, a recent finding suggests that the adaptability and entrainability of such limit cycles depend on the type of nonlinearities featured in the system [8]. Furthermore, the entrainability of limit cycles has been reported to depend on their phase plasticity, that is, their ability to phase shift in order to accommodate parameter changes and transient stimuli [9]. Motivated by

* christoforos.papasavvas@ncl.ac.uk

these recent findings, the present Letter addresses the following question: Is the adaptability of nonlinear dynamics dictated by the type of nonlinearities featured in the system?

In order to investigate this, I consider the original Rössler system and two variations of it. The Rössler system, Eqs. (1), is a well studied nonlinear 3-dimensional system producing limit cycles, bifurcations, and chaos [4]. Despite its rich behavior, it is a particularly elegant system, since there is only one nonlinear term, $\mathbf{f}(x, z)$. Originally, $\mathbf{f}_0(x, z) = xz$. The two variations of the system considered here are defined with a sigmoidal function (specifically, the hyperbolic tangent) imposed onto two distinct types of interactions between the variables x and z : $\mathbf{f}_1(x, z) = \tanh(x+z)$ and $\mathbf{f}_2(x, z) = \tanh(xz)$. In the first variation, the variables interact linearly, whereas in the second they interact nonlinearly.

$$\frac{dx}{dt} = -y - z \quad (1a)$$

$$\frac{dy}{dt} = ax + by \quad (1b)$$

$$\frac{dz}{dt} = c - dz + \mathbf{f}(x, z) \quad (1c)$$

The traditional way of interpreting the first variation of the nonlinear term, $\mathbf{f}_1(x, z) = \tanh(x+z)$, is the following: the sum of variables x and z serves as the input to the hyperbolic tangent. That is, $\mathbf{f}_1(x, z) = \mathbf{g}(\mathbf{h}_1(x, z))$, where $\mathbf{g}(\cdot) = \tanh(\cdot)$ and $\mathbf{h}_1(x, z) = x + z$. An alternative interpretation is: the input-output function \mathbf{g} of z is linearly modulated by variable x , or vice versa. That is, $\mathbf{f}_1(x, z) = \mathbf{g}(z + \mathbf{h}(x))$, where $\mathbf{h}(x) = x$ and \mathbf{g} as above. Here, \mathbf{h} serves as the linear modulator of the input of z 's input-output function \mathbf{g} . This modulation is expressed by shifting the whole sigmoidal \mathbf{g} along the input axis.

Similarly, the traditional way of interpreting the second variation of the nonlinear term, $\mathbf{f}_2(x, z) = \tanh(xz)$, is as follows: the product of variables x and z serves as the input to the hyperbolic tangent. That is, $\mathbf{f}_2(x, z) = \mathbf{g}(\mathbf{h}_2(x, z))$ where $\mathbf{h}_2(x, z) = xz$ and \mathbf{g} as above. The alternative interpretation is: the input-output function \mathbf{g} of z is gain modulated by variable x , or vice versa. That is, $\mathbf{f}_2(x, z) = \mathbf{g}(z\mathbf{h}(x))$ with \mathbf{h} and \mathbf{g} as above. Now, \mathbf{h} serves as the gain (nonlinear) modulator of \mathbf{g} 's input. This nonlinear modulation is expressed by squeezing and stretching the sigmoidal input-output function, thus inevitably changing its slope (i.e. gain). This is precisely how gain modulation is defined here: any modulation of the function's slope [10].

I will use the alternative interpretations throughout this Letter, thus nonlinear dynamics are considered to be shaped through the modulation of z 's input-output function by variable x . Therefore, the first variation of the system is characterised by a linear modulation of a nonlinear input-output function due to the linear interaction between the variables, whereas the second variation features gain modulation of the same nonlinear input-output function due to the nonlinear interaction between the variables.

Now, let us analyse stable oscillatory behavior in these two variations of the system by dissecting their limit cycles in phase space. Since limit cycles are nonlinear phenomena, the nonlinear term $\mathbf{f}(x, z)$ is the only term that can be responsible for the emergence of such phenomena in the system. Thus, the analysis will be focused on this term. For the first variation, let us consider the limit cycle produced with parameters $a = 1$, $b = 0.06$, $c = 0.2$, $d = 2$. For the second variation, let us consider the limit cycle produced with parameters $a = 6$, $b = 0.03$, $c = 1.1$, $d = 1.1$. Figure 1(a)-(b) shows the two limit cycles in the x - y - z phase space. The limit cycles seem to be qualitatively indistinguishable. What follows in this Letter is a demonstration that these limit cycles have fundamentally different quality due to the fact that only one of them emerges through gain modulation.

By considering the two different types of modulation applied to the sigmoidal input-output function, we can examine the limit cycle in the input-output space, as shown in Fig. 1 (c)-(d). Notice the characteristic sigmoidal shape of the hyperbolic tangent. Notice also that the input to the sigmoidal is variable z alone, whereas variable x serves as the modulator, either linear (Fig. 1(c)), or nonlinear (Fig. 1(d)). Separating the two variables into input and modulator reveals the limit cycle in the input-output space, as shown in Fig. 1 (c)-(d), where the limit cycles are formed by the red curve that traces the system's state. The shading around the sigmoidal indicates the corresponding modulation in each case; shifting vs squeezing (see also animations in Supplementary). Note the importance of considering the modulations of the input/output function in this analysis, following the alternative interpretation of $\mathbf{f}(x, z)$ (see above). Mathematically and numerically the system behaves the same way as in the traditional interpretation. Yet, conceptually it is different and it allows for the graphical decomposition of the dynamics at the level of input-output functions.

Let us now consider the tangent on the sigmoidal at each point along the limit cycle. The tangent is represented in Fig. 1 by a green line segment. I define the instantaneous gain

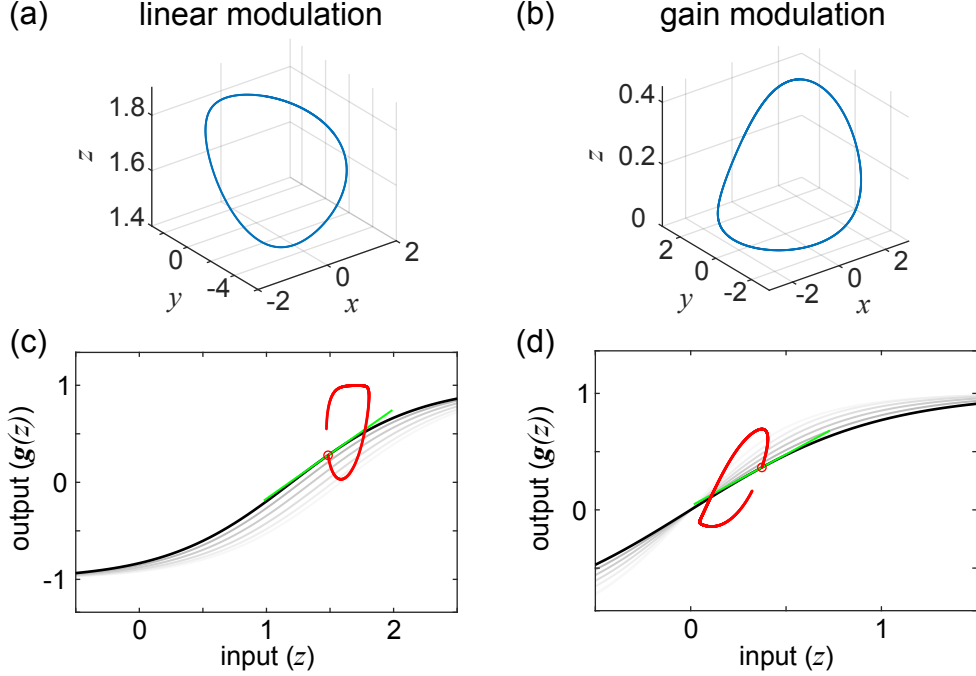


FIG. 1. Limit cycles in two variations of the Rössler system. (a) Limit cycle in the x - y - z phase space of the first variation which features linear modulation of a sigmoidal I/O function. (b) Respective presentation of the limit cycle for the second variation which features gain modulation of the same I/O function. (c) Projection of the limit cycle on the input-output plane of the first variation. Notice the linear modulation as indicated by the shading. (d) Respective projection for the second variation. Notice the shaded nonlinear (gain) modulation. See also animations in Supplementary.

(G) of the dynamics at a specific time-point as the slope of this tangent. More precisely, it is the partial derivative of the function with respect to the input variable z evaluated at time-point τ , $\left. \frac{\partial f(x,z)}{\partial z} \right|_{x(\tau),z(\tau)}$, and it expresses the instantaneous sensitivity of the output to input changes. So now, the modulation phase space can be defined as the 3-dimensional space of input-output-instantaneous gain (I/O/G).

The limit cycles in Fig. 1 are projected in the modulation phase space shown in Fig. 2. By viewing the limit cycles from different angles, taking two dimensions at a time, we observe that there is a qualitative difference between the two limit cycles (see subpanels in Fig. 2). The one produced through linear modulation has the dimension of instantaneous gain collapsed onto the dimension of output. More specifically, there is an one-to-one mapping from output to instantaneous gain. This renders the limit cycle a 2-dimensional object in the

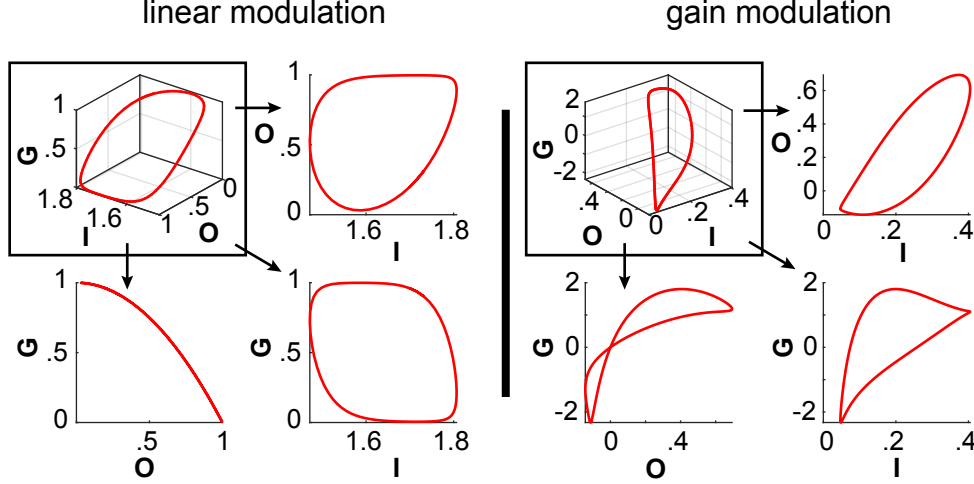


FIG. 2. Limit cycles in modulation phase space (I/O/G) of the two variations of the system. The modulation phase space is viewed from different angles in the subpanels by presenting 2 dimensions at a time. Notice the qualitative difference between the two variations: 2-dimensional (left) vs 3-dimensional (right) limit cycle in modulation phase space.

modulation phase space. In contrast, the limit cycle produced through gain modulation is a 3-dimensional object in the modulation phase space.

At this point, I would like to highlight the interpretation of this qualitative difference in respect to the phase of the oscillation. For the limit cycle produced through linear modulation, a specific output of the function always corresponds to the same instantaneous gain regardless of the oscillation's phase. In contrast, for the limit cycle produced through gain modulation, the relationship between output and instantaneous gain depends on the oscillation's phase.

This interpretation of the qualitative difference can be visualized by the timeseries in Fig. 3(a)-(b). The oscillation of the output is plotted in time while the instantaneous gain, G , is color-coded along the curve. Notice the one-to-one mapping between output and instantaneous gain in Fig. 3(a): the same color appears across each value on the y-axis. Such constraint is not found in Fig. 3(b) where gain modulation shapes the dynamics. Minima and maxima of G are annotated and the oscillation phase difference is printed between consecutive extrema. Due to the fixed relationship between output and G these phase differences equal π only in the case of linear modulation.

A deeper examination of the relationship between oscillation phase (extracted using

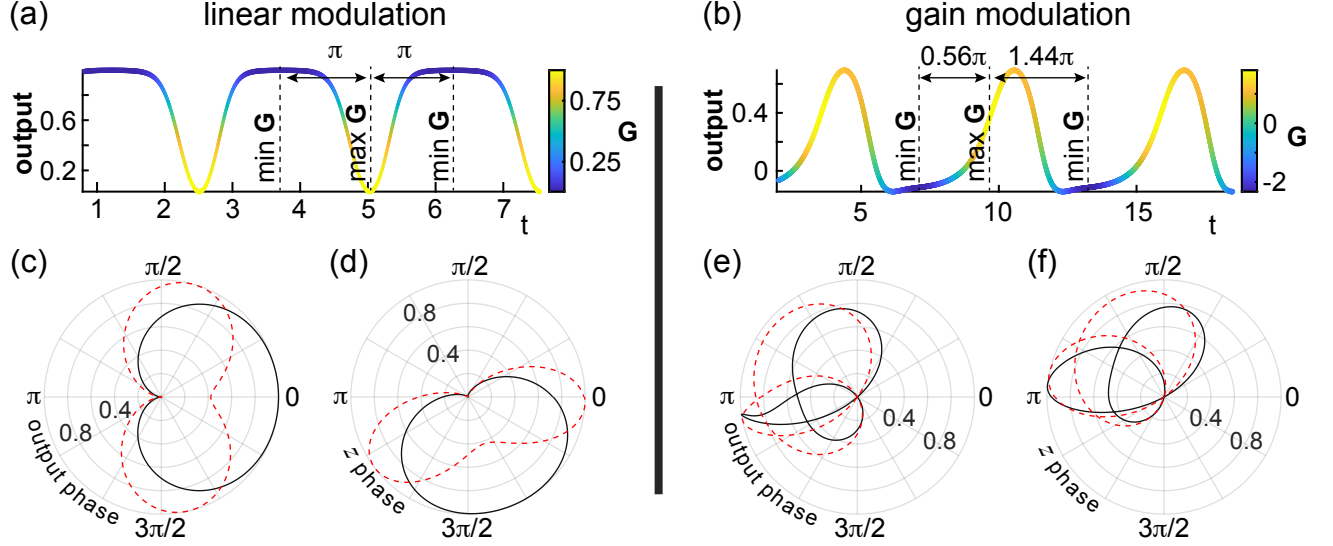


FIG. 3. Relationship between oscillation phase and instantaneous gain in the two variations of the system. Notice the constraining symmetry found in the relationship for the linearly modulated dynamics. Gain modulated dynamics exhibit a loose relationship and expanded phase plasticity, as indicated by the perturbations (red dashed curves).

Hilbert transform) and instantaneous gain is through the polar plots in Fig. 3. Instantaneous gain is plotted against the phase of output oscillation in Fig. 3(c),(e) (black solid curves), corresponding to the time-series in Fig. 3(a)-(b). As expected, for the limit cycle produced through linear modulation, the relationship is symmetric around a specific phase value (Fig. 3(c)). This is not the case for the oscillation produced through gain modulation (Fig. 3(e)). Note that the curve looks folded due to positive and negative values of G . And since the oscillation of the function's output is phase-locked to the oscillation of state variables, the same observations can be made by plotting G against the phase of z 's oscillation in Fig. 3(d),(f). Note that G is normalised in the polar plots; more precisely, G was divided by its maximum absolute value.

Gain modulation, therefore, breaks the symmetry in the relationship between oscillation phase and instantaneous gain and this can be translated in enhanced phase plasticity. This is demonstrated by the perturbed relationships indicated by the red dashed curves in panels Fig. 3(c)-(f). These perturbations represent limit cycles produced after decreasing parameter d by 10% in both variations of the system. Notice the persistence of symmetry around the same phase value in panels (c)-(d) and the elaborate phase-shift in panels (e)-(f). Both

variations of the system exhibit phase plasticity but this plasticity is highly constrained in the first case due to symmetry, while gain modulation fundamentally unleashes, or unlocks, phase plasticity in the second.

The qualitative difference between the dynamics of the two variations as seen in Figs. 2 and 3 cannot be attributed to anything other than the different modulations shaping those dynamics. For instance, the different parameter sets used to produce the limit cycles cannot influence the symmetry found in the polar plots, as demonstrated by the perturbations in Fig. 3(c)-(d). It is specifically the interactions between the variables and the distinct modulations of the I/O function that dictate the dimensionality of the dynamics in modulation phase space and the relationship between oscillation phase and instantaneous gain (see below). Furthermore, these properties are not limited to the dynamics of limit cycles but they apply in general to the whole repertoire of nonlinear dynamics in the system. The same modulations that produce the limit cycles also produce the fluctuations around a stable focus, for instance.

Indeed, these findings can be generalized to other systems by considering the modulations involved in the shaping of nonlinear dynamics in any given nonlinear system. The 2-dimensional dynamics observed in the modulation phase space of the first variation result from the shifting of the input-output curve along the input axis. Whatever the position of the curve along that axis, it is obvious that the instantaneous gain (i.e. slope of the tangent) cannot change for a specific output value. Such linear modulations are described by $\mathbf{g}(z + \mathbf{h}(x))$, with modulator $\mathbf{h}(x)$ linearly modulating the input of nonlinear function \mathbf{g} . Alternatively, linear modulation could be applied to the output of the nonlinear function \mathbf{g} , described by $\mathbf{g}(z) + \mathbf{h}(x)$. This is the case for the FitzHugh–Nagumo system, where the output of the cubic I/O function of one variable is linearly modulated by another variable [1]. Therefore, the dynamics remain 2-dimensional in modulation phase space, however the instantaneous gain collapses onto input rather than the output, since the curve is shifted along the output axis instead of the input axis (see Supplementary). Consequently, the relationship between instantaneous gain and oscillation phase is constrained by the same symmetry as in Fig. 3(c)-(d).

Regarding the original Rössler system, with $\mathbf{f}_0(x, z) = xz$, it is a system that already features gain modulation applied on the *default* linear input-output function, which is the identity function. That is, x gain modulates $\mathbf{g}_0(z) = z$, or vice versa. This modulation leads

to 3-dimensional dynamics in modulation phase space as in the second variation of the system (see Supplementary). In this respect, the original Rössler system and its second variation are qualitatively similar. I purposefully imposed the extra nonlinearity of the sigmoidal in order to demonstrate both linear and gain modulations on the same input-output function, \mathbf{g} , without deteriorating the nonlinearity in the first variation of the system. That would be the case, since linear modulation of the identity function, \mathbf{g}_0 , does not provide any nonlinearity to the system (nonlinear term xz becomes linear $x + z$). The original Rössler system is therefore a minimal example of a nonlinear system featuring the simplest gain modulation possible: its only nonlinear term represents gain modulation of the identity function.

As demonstrated above, nonlinear interactions between variables in a nonlinear dynamical system can be conceptualized as gain modulations of their I/O functions. When the dynamics are produced through the mechanism of gain modulation, the dynamics exhibit a loose relationship between oscillation phase and instantaneous gain which is translated into enhanced phase plasticity. In contrast, nonlinear dynamics produced without gain modulation exhibit a constrained relationship between oscillation phase and instantaneous gain, thus their phase plasticity is limited. All nonlinear dynamics have some degree of adaptability through phase plasticity [9]; however, gain modulation expands their adaptability rendering them highly malleable.

The present study adds to the literature regarding the entrainability and synchronizability of oscillatory dynamics. The findings indicate that gain modulation upgrades the adaptability of nonlinear dynamics, a property on which synchronization relies on [11]. The adaptability of oscillations and their synchronization depend on local contractive properties of the limit cycle, with low local divergence facilitating quick synchronization [11, 12]. The state's vicinity to bifurcations has also been reported as a related factor [11, 13]. Furthermore, the entrainability of oscillations is subserved by phase plasticity which indicates the adaptation of limit cycles in phase space [9]. The same phase plasticity was shown above to be unlocked by gain modulation. Thus, the present findings showcase gain modulation as a factor not merely enhancing adaptability, but fundamentally unfolding the adaptation possibilities in the system. Consequently, this effect of gain modulation potentially explains the enhanced entrainment reported in a neural mass model, where gain modulation represented a neurophysiological mechanism [8](for its potential effect on neural synchronization, see also [14]).

Advances in nonlinear dynamics have the potential of informing all scientific disciplines in which nonlinear phenomena are integral. Understanding the role of gain modulation in such phenomena is beneficial. In fact, I would argue that such understanding is particularly important in neuroscience where gain modulation is a well documented neurophysiological mechanism [15, 16]. Gain modulation is known to play a central role in neural computation and the processing of sensory information [17–20]. However, its impact on recurrent neural dynamics in cortical circuits has yet been sparsely investigated. Theoretical and experimental studies have started exploring the role of gain modulation in neural oscillations and their properties at cellular and circuit levels [8, 21–24]. The present findings suggest that the mechanism of gain modulation, delivered through divisive inhibition and other means, shapes neural oscillations in a way that allows for substantial phase shift and high flexibility. Consequently, the oscillations’ entrainment to rhythmic sensory inputs and their synchronization across distributed brain networks are hypothesized to depend on the specific properties of the available gain modulation mechanisms, both at the level of single neurons and across neuronal circuits.

-
- [1] R. FitzHugh, Impulses and physiological states in theoretical models of nerve membrane, *Biophysical journal* **1**, 445 (1961).
 - [2] B. C. Goodwin, Oscillatory behavior in enzymatic control processes, *Advances in enzyme regulation* **3**, 425 (1965).
 - [3] A. Goldbeter, A model for circadian oscillations in the *Drosophila* period protein (PER), *Proceedings of the Royal Society of London. Series B: Biological Sciences* **261**, 319 (1995).
 - [4] O. Rössler, An equation for continuous chaos, *Physics Letters A* **57**, 397 (1976).
 - [5] H. I. Freedman, *Deterministic mathematical models in population ecology*, Vol. 57 (Marcel Dekker Incorporated, 1980).
 - [6] J. L. Hindmarsh and R. M. Rose, A model of neuronal bursting using three coupled first order differential equations, *Proceedings of the Royal society of London. Series B. Biological sciences* **221**, 87 (1984).
 - [7] V. V. Osipov and E. V. Ponomareva, The nature of bursting noises, stochastic resonance and deterministic chaos in excitable neurons, *Physics Letters A* **238**, 369 (1998).

- [8] C. A. Papasavvas, A. J. Trevelyan, M. Kaiser, and Y. Wang, Divisive gain modulation enables flexible and rapid entrainment in a neocortical microcircuit model, *Journal of neurophysiology* **123**, 1133 (2020).
- [9] T. S. Hatakeyama and K. Kaneko, Reciprocity between robustness of period and plasticity of phase in biological clocks, *Physical Review Letters* **115**, 1 (2015).
- [10] R. A. Silver, Neuronal arithmetic, *Nature reviews. Neuroscience* **11**, 474 (2010).
- [11] M. Perc and M. Marhl, Synchronization of regular and chaotic oscillations: The role of local divergence and the slow passage effect: A case study on calcium oscillations, *International Journal of Bifurcation and Chaos in Applied Sciences and Engineering* **14**, 2735 (2004).
- [12] M. Marhl and M. Perc, Determining the flexibility of regular and chaotic attractors, *Chaos, Solitons and Fractals* **28**, 822 (2006).
- [13] Y. Hasegawa and M. Arita, Enhanced entrainability of genetic oscillators by period mismatch, *Journal of the Royal Society Interface* **10**, 10.1098/rsif.2012.1020 (2013).
- [14] C. A. Papasavvas, *Investigating the role of fast-spiking interneurons in neocortical dynamics*, Ph.D. thesis, Newcastle University (2017).
- [15] E. Salinas and P. Thier, Gain modulation: a major computational principle of the central nervous system, *Neuron* **27**, 15 (2000).
- [16] K. A. Ferguson and J. A. Cardin, Mechanisms underlying gain modulation in the cortex, *Nature Reviews Neuroscience* **21**, 80 (2020).
- [17] M. Carandini and D. J. Heeger, Summation and division by neurons in primate visual cortex, *Science* **264**, 1333 (1994).
- [18] A. Ayaz and F. S. Chance, Gain Modulation of Neuronal Responses by Subtractive and Divisive Mechanisms of Inhibition, *Journal of Neurophysiology* **101**, 958 (2009).
- [19] S. J. Mitchell and R. A. Silver, Shunting inhibition modulates neuronal gain during synaptic excitation., *Neuron* **38**, 433 (2003).
- [20] L. D. Orton, C. A. Papasavvas, and A. Rees, Commissural Gain Control Enhances the Mid-brain Representation of Sound Location, *Journal of Neuroscience* **36**, 4470 (2016).
- [21] A. Shpiro, R. Curtu, J. Rinzel, and N. Rubin, Dynamical characteristics common to neuronal competition models, *Journal of neurophysiology* , 462 (2007).
- [22] C. Kayser, C. Wilson, H. Safaai, S. Sakata, and S. Panzeri, Rhythmic auditory cortex activity at multiple timescales shapes stimulus-response gain and background firing, *Journal of*

- Neuroscience **35**, 7750 (2015).
- [23] G. Huguet, X. Meng, and J. Rinzel, Phasic Firing and Coincidence Detection by Subthreshold Negative Feedback: Divisive or Subtractive or, Better, Both, *Frontiers in Computational Neuroscience* **11**, 1 (2017).
- [24] C. A. Papasavvas, Y. Wang, A. J. Trevelyan, and M. Kaiser, Gain control through divisive inhibition prevents abrupt transition to chaos in a neural mass model, *Physical Review E* **92**, 032723 (2015).