

# Asymptotic and finite-time cluster synchronization of coupled time-varying delayed neural networks

Juan Cao<sup>a</sup>, Fengli Ren<sup>a,\*</sup>, Dacheng Zhou<sup>b</sup>

<sup>a</sup>*Department of Mathematics, Nanjing University of Aeronautics and Astronautics,  
Nanjing 210016, P.R. China*

<sup>b</sup>*School of Mechatronics Engineering and Automation, Shanghai University, Shanghai  
200444, China*

---

## Abstract

Throughout this article, the conundrum on asymptotic and finite-time cluster synchronization is investigated for coupled time-varying delayed neural networks by applying pinning impulsive controllers and hybrid controllers, respectively. In the light of Lyapunov stability theorem and Lyapunov-Razumikhin method, a novel sufficient criterion on asymptotic cluster synchronization of time-varying delayed neural networks is obtained. Utilizing finite-time stability theorem and hybrid control technique, a sufficient criterion on finite-time cluster synchronization of such networks is also obtained. To deal with time-varying delay and save control costs, pinning impulsive control is brought in to promote the realization of asymptotic cluster synchronization. Using a pinning control scheme for reference, we design a progressive hybrid control to promote the realization of finite-time cluster synchronization. Finally, a numerical example is given to illustrate the theoretical results.

**Keywords:** Lyapunov-Razumikhin method, finite-time cluster synchronization, time-varying delay, pinning impulsive control, hybrid control

---



---

\*Corresponding author

*Email addresses:* caojuan@nuaa.edu.cn (Juan Cao), flren@nuaa.edu.cn (Fengli Ren), zhoudacheng6@163.com (Dacheng Zhou)

## 1. Introduction

Synchronization of complex networks refers to a evolutionary process where two or more chaotic systems improve their behavior to achieve a common phenomenon under certain coupling conditions or under certain forces. It's an important topic that have been captured by many researchers at various fields [1–6], such as physical science, natural science, mathematics, communication, and engineering. And because of that, there already exist different types of synchronization protocols which have been studied in detail. For example, projective synchronization [7–9], cluster synchronization [10–15], complete synchronization [16], generalized synchronization [17], phase synchronization [18], lag synchronization [19], etc.

In real life, sometimes it takes a lot of people to achieve a goal, and different aims may be implemented by different people, such as the division of research teams and the setting of government function departments. Because of different tasks, they have to achieve different goals. The same is true in neural networks. Each node in the same part wants to achieve the same goal, nodes in the different clusters want to achieve different goals, this is the so-called cluster synchronization. Cluster synchronization has important applications in the fields of biological science [20] and communication engineering [21]. In the past few years, cluster synchronization has been studied widely by many researchers, see [10–15, 22–25] and references therein. In the efforts to investigate cluster synchronization of complex networks, there have been many results related to cluster synchronization of coupled neural networks. This is not only because that cluster synchronization has a special correlation between the network subsystems, but also because that many coupled networks can exhibit excellent cluster phenomenon. Additionally, It is well known that time delay is an ubiquitous phenomenon in physical complex networks, which is unavoidable and may cause undesirable state in coupled systems [26]. Therefore, the influence of time delay should be considered. As a result, it is essential to investigate cluster synchronization of coupled neural networks with time-varying delay.

Because of the complexity of the network structure, researchers have proposed many effective methods to synchronize the complex networks, some effective methods are pinning control [27–29], impulsive control [30–32], intermittent control [33], adaptive control [34], feedback control [25, 35, 36], and so on. Impulsive effects are common phenomena due to instantaneous perturbations at certain moments. These phenomena are described by im-

pulsive differential equation which have been used efficiently in modeling many practical problems that arise in the fields of engineering, physics, and science. Regarding to this, pinning impulsive control becomes a practically external control approach which is famous for low cost and energy-saving. Pinning impulsive control is characterized by adding impulsive controllers on only a fraction of network nodes. [31] investigated the pinning synchronization problem of stochastic impulsive networks using Lyapunov stability theory and pinning method. However, it only examined asymptotical synchronization and exponential synchronization of such dynamical networks in mean square. By introducing stochastic impulsive analysis technique and pinning selected nodes of stochastic network at impulsive moment, authors in [22] discussed cluster synchronization of delayed stochastic neural networks under pinning impulsive control. A disadvantage of the above two papers is that they only considers the asymptotic behavior of the system as time approaches infinity.

In control theory, a considerable number of papers are focused on the utilization of pinning control to help complex networks achieve cluster synchronization. Based on the Lyapunov stability theory, the article [37] is devoted to study the cluster synchronization for network of a complex dynamical network of non-identical nodes with delayed and non-delayed coupling under a pinning control scheme. The finite-time and fixed-time cluster synchronization problem for complex networks with or without pinning control are studied in [38]. However, the systems in this paper are special coupled networks where use a concrete function  $\text{sig}^p(x)$ . The major objective of [23] is to deal with cluster synchronization of coupled fractional-order neural networks with time delay, while the two control laws in this work is not pinning control but the control of all nodes in these networks. Based on it, we want to extend the idea of pinning control to control some of the key nodes in each cluster, and exert no control over the remaining nodes in the cluster, or only exert weak control over the remaining nodes, which is so-called hybrid control.

Based on above analysis, we study cluster synchronization of coupled neural networks with time-varying delay both on asymptotic cluster synchronization and on finite-time cluster synchronization. Unlike the literature [23] which is devoted to constant delay, we deal with time-varying delay, so the method in the literature [23] can't be used here. We utilize Lyapunov-Razumikhin method to deal with time-vary delay. Two novel sufficient conditions are obtained on asymptotic and finite-time cluster synchronization of the neural networks by exerting pinning impulsive control and hybrid con-

trol, respectively. The work is organized as follows. In Section II, some preliminaries on asymptotic and finite-time cluster synchronization and the model description are provided. The main results are given in Section III. In Section IV, a numerical example is given to check the effectiveness of the theoretical consequences. The paper is concluded in Section V.

## 2. Preliminaries

### 2.1. Model Description

Consider the following system which consists of  $N$  coupled neural networks with time-varying delay, the  $i$ th neural network is described by

$$\begin{cases} \dot{x}_i(t) = -C_i x_i(t) + A_i f(x_i(t)) + B_i f(x_i(t - \tau(t))) + \sum_{j=1}^N g_{ij} x_j(t) \\ \quad + I_i + u_i(t), \\ x_i(t) = \phi_i(t), t \in [-\tau, 0], \end{cases} \quad (1)$$

where  $x_i(t) = (x_{i1}(t), x_{i2}(t), \dots, x_{in}(t))^T$  is the state vector of the  $i$ th neural network at time  $t$ ,  $C_i > 0$  (means a symmetrical positive determined matrix) denotes the self-inhibition rate,  $A_i = (a_{lr}^i)_{n \times n} \in R^{n \times n}$  and  $B_i = (b_{lr}^i)_{n \times n} \in R^{n \times n}$  are connection weight matrices and delayed connection weight matrices, respectively.  $f(x)$  is the activation function at time  $t$ ,  $\tau(t)$  is transmittal delay and there exists constant  $\tau(t)$  and  $\sigma$  such that  $0 < \tau(t) < \tau, \dot{\tau}(t) \leq \sigma < 1$ .  $I_i \in R^n$  means an external input,  $u_i(t)$  is the control law to be designed later. The element  $g_{ij}$  of a linear coupling matrix is expressed as that if there is a connection from node  $i$  to another node  $j$ , then  $g_{ij} \neq 0$ , otherwise  $g_{ij} = 0$ . The diagonal entries of matrices meet the diffusive coupling conditions as follows:  $g_{ii} = -\sum_{j=1, j \neq i}^N g_{ji}$ .

### 2.2. Cluster Synchronization

Let  $\{\mathcal{C}_1, \dots, \mathcal{C}_M\}$  be a partition of the set  $\{1, \dots, N\}$ , by which  $\{1, \dots, N\}$  is divided into  $M$  nonempty subsets, i.e.  $\mathcal{C}_l \neq \emptyset$  and  $\bigcup_{l=1}^M \mathcal{C}_l = \{1, \dots, N\}$ .

For each  $l \in \{1, \dots, M\}$ , let  $\tilde{l}$  denotes the subscript of the subset where the number  $l$  is, i.e.  $l \in \mathcal{C}_{\tilde{l}}$ .

A network with  $N$  nodes is said to reach asymptotic cluster synchronization if the state variables of the network satisfies  $\lim_{t \rightarrow \infty} \|x_i(t) - x_j(t)\| = 0$  for

$\tilde{i} = \tilde{j}$  and  $\lim_{t \rightarrow \infty} \|x_i(t) - x_j(t)\| \neq 0$  for  $\tilde{i} \neq \tilde{j}$ . Furthermore, A network with  $N$  nodes is said to reach finite-time cluster synchronization if there exists a  $t^* > t_0$  such that for  $\tilde{i} = \tilde{j}$ ,  $\lim_{t \rightarrow t^*} \|x_i(t) - x_j(t)\| = 0$  and  $\|x_i(t) - x_j(t)\| = 0$  for  $t \geq t^*$ .

**Definition 1** [23]. The function  $H = (h_{ij} \in R^{m \times m})$  is said to belong to class  $\mathcal{A}_1$ , if it satisfies  $h_{ij} \geq 0, h_{ii} = - \sum_{j=1, j \neq i}^m h_{ij}$ .

**Definition 2** [23]. The function  $H = (h_{ij} \in R^{m \times m})$  is said to belong to class  $\mathcal{A}_2$ , if it satisfies  $\sum_{j=1}^m h_{ij} = 0$ .

**Assumption 1** [23]. For  $i \in \mathcal{C}_p, p = \{1, 2, \dots, M\}$ , there exists a positive constant  $\xi_p$ , for all  $x, y \in R^n, \|f(x) - f(y)\| \leq \xi_p \|x - y\|$ .

**Assumption 2** [23]. If all  $N$  nodes are divided into  $M$  clusters, The Laplace matrix can be defined in the following form

$$\begin{pmatrix} \bar{A}_{11} & \bar{A}_{12} & \bar{A}_{13} & \cdots & \bar{A}_{1M} \\ \bar{A}_{21} & \bar{A}_{22} & \bar{A}_{23} & \cdots & \bar{A}_{2M} \\ \bar{A}_{31} & \bar{A}_{32} & \bar{A}_{33} & \cdots & \bar{A}_{3M} \\ \vdots & \vdots & \vdots & \ddots & \vdots \\ \bar{A}_{M1} & \bar{A}_{M2} & \bar{A}_{M3} & \cdots & \bar{A}_{MM} \end{pmatrix},$$

where  $\bar{A}_{ij} \in R^{(v_i - v_{i-1}) \times (v_j - v_{j-1})}, \bar{A}_{pp} \in \mathcal{A}_1, q = 1, 2, \dots, M, \bar{A}_{pq} \in \mathcal{A}_2, p, q = 1, 2, \dots, M, p \neq q$ .

### 2.3. Mathematical Preparation

Provided that the  $N$  nodes can be divided into  $M$  clusters, that is to say  $\{1, 2, \dots, N\} = \mathcal{C}_1 \cup \mathcal{C}_2 \cup \dots \cup \mathcal{C}_M$ , where  $\mathcal{C}_p = \{v_{p-1} + 1, v_{p-1} + 2, \dots, v_p\}$ ,  $p = 1, 2, \dots, M$  and  $v_0 = 0, v_M = N, v_{p-1} < v_p$ . It is necessary to assume that the coefficients of system (1) meet  $C_{v_{p-1}+1} = C_{v_{p-1}+2} = \dots = C_{r_p} = C_p$ ,  $A_{p_{p-1}+1} = A_{p_{p-1}+2} = \dots = A_{r_p} = A_p$ ,  $B_{v_{p-1}+1} = B_{v_{p-1}+2} = \dots = B_{v_p} = B_p$ ,  $I_{v_{p-1}+1} = I_{v_{p-1}+2} = \dots = I_{v_p} = I_p$ . Suppose we want to control network (1) to achieve the following ideal state  $x_{v_0+1}(t), \dots, x_{v_1}(t) \rightarrow s_1(t)$ ;  $x_{v_1+1}(t), \dots, x_{v_2}(t) \rightarrow s_2(t)$ ;  $x_{v_2+1}(t), \dots, x_{v_M}(t) \rightarrow s_M(t)$ . That is,  $s =$

$(s_1(t), \dots, s_1(t), s_2(t), \dots, s_2(t), \dots, s_M(t), \dots, s_M(t)) \subset R^{n \times N}$  is the desired leader.  $s_p(t)$  can be defined as

$$\dot{s}_p(t) = -C_p s_p(t) + A_p f(s_p(t)) + B_p f(s_p(t - \tau(t))) + I_p, p = 1, 2, \dots, M, \quad (2)$$

where  $s_p$  can be a equilibrium point or chaotic attractor. Then there is the error dynamic system

$$\begin{aligned} \dot{e}_i(t) &= \dot{x}_i(t) - \dot{s}_p(t) \\ &= -C_p e_i(t) + A_p [f(x_i(t)) - f(s_p(t))] \\ &\quad + B_p [f(x_i(t - \tau(t))) - f(s_p(t - \tau(t)))] + \sum_{j=1}^N g_{ij} e_j(t) + u_i(t). \end{aligned} \quad (3)$$

**Definition 3** [39]. Let  $V : R^+ \times R^n \rightarrow R^+$ , then  $V$  is said to belong to class  $\nu_0$ , if

- 1.

$$\lim_{(t,y) \rightarrow (\tau_k^+, x)} V(t, y) = V(\tau_k^+, x), \quad (4)$$

2.  $V$  is locally Lipschitzian in  $x$  and  $V(t, 0) = 0$  for all  $t \in R^+$ .

Consider the following general impulsive delayed differential equation in the form of

$$\begin{cases} \dot{x}(t) = f(t, x_t), t \neq t_k, t \geq t_0, \\ \Delta x(t_k) = I_k(t_k, x_{t_k}), k \in N, \\ x_{t_0} = \phi \in PC([- \tau, 0], R^n), \end{cases} \quad (5)$$

where  $x(t) = [x_1(t), x_2(t), \dots, x_n(t)]^T$ ,  $x_t = \{x(t + \theta) : -\tau \leq \theta \leq 0\}$ .  $f : R^+ \times R^n \times PC([- \tau, 0], R^n) \rightarrow R^n$  is continuous.  $\Delta x(t_k) = x(t_k^+) - x(t_k)$  denotes impulsive interval,  $I : R^+ \times R^n \rightarrow R^n$  is also continuous. We shall assume  $f(t, 0) = I_k(t, 0) = 0$  for all  $t \in R^+$  and  $k \in N$  so that system (5) admits the trivial solution.

**Lemma 1** [39]. Assume that there exist a function  $V \in \nu_0$  and several positive constants  $p, c, c_1, c_2, \sigma, \lambda > 0$ ,  $\gamma \geq 1$  and  $\sigma - \lambda \geq c$  such that

- (i)  $c_1 \|x\|^s \leq V(t, x) \leq c_2 \|x\|^s$ , for any  $t \in R^+$  and  $x \in R^n$ ;
- (ii)  $D^+ V(t, \varphi(0)) \leq c V(t, \varphi(0))$ , for all  $t \in [t_{k-1}, t_k), k \in N$ , whenever  $q V(t, \varphi(0)) \geq V(t + \theta, \varphi(\theta))$  for  $\theta \in [-\tau, 0]$ , where  $q \geq \gamma e^{\lambda \tau}$  is a constant;
- (iii)  $D^+ V(t_k, \varphi(0) + I_k(t_k, \varphi)) \leq \eta_k V(t_k^-, \varphi(0))$ , where  $0 < \eta_{k-1} \leq 1$ ,  $k \in N$  are constants;
- (iv)  $\gamma \geq 1/\eta_{k-1}$  and  $\ln \eta_{k-1} < -(\sigma + \lambda)(t_k - t_{k-1})$ ,  $k \in N$ ;

then the zero solution of the impulsive delayed differential equation (5) is globally exponentially stable with convergence rate  $\frac{\lambda}{s}$ .

**Lemma 2** [22]. For any vectors  $x, y \in R_n$ , there exist scalar  $\varpi > 0$ , and  $E \in R^{n \times n} > 0$  (positive definite matrix), such that  $2x^T y \leq \varpi x^T E x + \varpi^{-1} y^T E^{-1} y$ .

**Lemma 3** [24]. Let  $x_1, x_2, \dots, x_n \in R^n$  are any vectors and  $0 < q < 2$  is a real number satisfying:

$$(\|x_1\|^2 + \|x_2\|^2 + \dots + \|x_n\|^2)^{q/2} \leq \|x_1\|^q + \|x_2\|^q + \dots + \|x_n\|^q.$$

**Lemma 4** [24]. Suppose that a continuous, positive-definite function  $V(t)$  satisfies  $\dot{V}(t) \leq -\alpha V^\eta(t), \forall t \geq t_0, V(t_0) \geq 0$ , where  $\alpha > 0, 0 < \eta < 1$  are two constants, then for any given  $t_0$ ,  $V(t)$  satisfies  $V^{1-\eta}(t) \leq V^{1-\eta}(t_0) - \alpha(1-\eta)(t-t_0), t_0 \leq t \leq t_1$ , and  $V(t) = 0, \forall t \geq t_1$ , with  $t_1$  given by  $t_1 = t_0 + \frac{V^{1-\eta}(t_0)}{\alpha(1-\eta)}$ .

### 3. Main Results

#### 3.1. Asymptotic Cluster Synchronization

In this part, we obtain a sufficient condition for asymptotic cluster synchronization of a class of coupled neural networks (1) with time-varying delays by means of pinning impulsive control.

In order to achieve the goal of asymptotic cluster synchronization, the pinning impulsive control is only applied to some specific nodes. We set  $\delta(\cdot)$  as Dirac delta function,  $d_k$  as impulse gain. If  $-2 < d_k < 0$ , we choose the first  $\rho_p$  node as the pinning node in the cluster  $\mathcal{C}_p$ , the selection method follows the form (a); if  $d_k \geq 0$  or  $d_k \leq -2$ , we choose the first  $\rho_p$  node as the pinning node in the cluster  $\mathcal{C}_p$ , the selection method follows the form (b). The set of all pinning nodes is defined as  $\chi_p(t_k) = \{i_{p1}, i_{p2}, \dots, i_{p\rho_p}\} \subset \mathcal{C}_p$ . In order to add a pinning impulsive control, we set  $t_k \geq 0$  are impulsive moments, and assume that  $0 = t_0 < t_1 < \dots < t_k < t_{k+1} < \dots, \lim_{k \rightarrow \infty} t_k = +\infty, \sup_{k \geq 0} \{t_{k+1} - t_k\} < +\infty$ . When  $t = t_k$ , the node errors in each cluster  $\mathcal{C}_p$  are divided into the following two forms:

$$(a) \|e_{i_{p1}}(t_k)\| \geq \|e_{i_{p2}}(t_k)\| \geq \dots \geq \|e_{i_{ps}}(t_k)\| \geq \|e_{i_{p(s+1)}}(t_k)\| \geq \dots \geq$$

$\left\| e_{i_{p_k(v_p-v_{p-1})}}(t_k) \right\|;$   
 (b)  $\left\| e_{i_{p_1}}(t_k) \right\| \leq \left\| e_{i_{p_2}}(t_k) \right\| \leq \cdots \leq \left\| e_{i_{p_{ss}}}(t_k) \right\| \leq \left\| e_{i_{p_{p(s+1)}}}(t_k) \right\| \leq \cdots \leq$   
 $\left\| e_{i_{p_k(v_p-p_{p-1})}}(t_k) \right\|;$   
 where  $i_{ps} \in \mathcal{C}_p, p = 1, 2, \dots, M, i_{pu} \neq i_{pw},$  when  $u \neq w.$  What's more, if  $\left\| e_{i_{ps}}(t_k) \right\| = \left\| e_{i_{p,(s+1)}}(t_k) \right\|,$  then  $i_{ps} < i_{p,s+1}.$

Design the following pinning impulsive controllers

$$u_i(t) = \begin{cases} \sum_{k=1}^{+\infty} d_k e_i(t) \delta(t - t_k), i \in \chi_p(t_k), \\ 0, i \in \mathcal{C}_p \setminus \chi_p(t_k). \end{cases} \quad (6)$$

The form of the error dynamic system under the pinning impulsive controllers (6) is as follows

$$\begin{cases} \dot{e}_i(t) = -C_p e_i(t) + A_p F(e_i(t)) + B_p F(e_i(t - \tau(t))) + \sum_{j=1}^N g_{ij} e_j(t), \\ i \in \mathcal{C}_p, p = 1, 2, \dots, M, t \neq t_k, \\ e_i(t_k^+) = (1 + d_k) e_i(t_k), i \in \chi_p(t_k), \\ e_i(t_k^+) = e_i(t_k), i \in \mathcal{C}_p \setminus \chi_p(t_k), \end{cases} \quad (7)$$

where  $F(e_i(t)) = f(x_i(t)) - f(s_p(t)), F(e_i(t - \tau(t))) = f(x_i(t - \tau(t))) - f(s_p(t - \tau(t))), e_i(t_k^+) = \lim_{h \rightarrow 0^+} e_i(t_k + h), e_i(t_k^-) = \lim_{h \rightarrow 0^-} e_i(t_k + h), e_i(t)$  is left continuous when  $t = t_k.$  The initial condition of  $e_i(t)$  is set as  $e_i(t) = \phi(t) \in PC([- \tau, 0], R^n),$  where  $PC([- \tau, 0], R^n)$  is the sum of all piecewise continuous functions  $\phi, \phi$  has a supremum norm  $\|\phi\| = \sup_{-\tau \leq \theta \leq 0} \|\phi(\theta)\|.$

**Theorem 1.** Under the Assumptions 1-2, if there exist matrices  $E_1 \in R^{n \times n} > 0, E_2 \in R^{n \times n} > 0,$  and  $Q \in R^{n \times n} > 0,$  and constants  $q \geq \gamma e^{\lambda \tau}, \alpha > 0, \beta > 0,$  and  $\mu, v,$  such that the following conditions are satisfied:

$$\begin{pmatrix} \gamma I_N & \sqrt{\alpha} I_N \otimes Q A_p & \sqrt{\beta} I_N \otimes Q B_p \\ * & -I_N \otimes E_1 & 0 \\ * & * & -I_N \otimes E_2 \end{pmatrix} < 0, \quad (8)$$

$$\beta^{-1} \xi^2 E_2 < v Q, \quad (9)$$

$$\ln \eta_k \leq -(\sigma + \lambda) \Delta_{k-1}, \quad (10)$$

$$\mu + \varepsilon v - (\sigma + \lambda) < 0, \quad (11)$$

then the system (1) can realize cluster synchronization with exponential convergence rate  $\frac{\lambda}{2}$  under the pinning impulsive controllers (6).

**Proof.** Set up a Lyapunov function as

$$V(t) = \sum_{i=1}^N e_i^T(t) Q e_i(t), \quad (12)$$

where  $Q \in R^{n \times n} > 0$ .

It is easy to observe that  $\lambda_{\min}(Q) \|e_i(t)\|^2 \leq V(t) \leq \lambda_{\max}(Q) \|e_i(t)\|^2$ ,  $t \in R^+$ , so condition (i) in Lemma 1 is satisfied and  $s = 2$ .

For  $t \in (t_{k-1}, t_k]$ , by the formulation (7), we have

$$\begin{aligned} \frac{dV(t)}{dt} = & 2 \sum_{p=1}^M \sum_{i=v_{p-1}}^{v_p} e_i^T(t) Q [-C_p e_i(t) + A_p F(e_i(t)) \\ & + B_p F(e_i(t - \tau(t))) + \sum_{j=1}^N g_{ij} e_j(t)] \end{aligned} \quad (13)$$

For  $i \in \mathcal{C}_p$ , by assumption 1 and Lemma 2, there exist  $\alpha > 0, \beta > 0$  and  $E_1 \in R^{n \times n} > 0, E_2 \in R^{n \times n} > 0$ , such that

$$\begin{aligned} 2e_i^T(t) Q A_p F(e_i(t)) & \leq \alpha e_i^T(t) Q A_p E_1^{-1} A_p^T Q e_i(t) + \alpha^{-1} F^T(e_i(t)) E_1 F(e_i(t)) \\ & \leq \alpha e_i^T(t) Q A_p E_1^{-1} A_p^T Q e_i(t) + \alpha^{-1} \xi_p^2 e_i^T(t) E_1 e_i(t), \end{aligned} \quad (14)$$

together with

$$\begin{aligned} 2e_i^T(t) Q B_p F(e_i(t - \tau(t))) & \leq \beta e_i^T(t) Q B_p E_2^{-1} B_p^T Q e_i(t) \\ + \beta^{-1} F^T(e_i(t - \tau(t))) \times E_2 F(e_i(t - \tau(t))) & \leq \beta e_i^T(t) Q B_p E_2^{-1} B_p^T Q e_i(t) \\ + \beta^{-1} \xi_p^2 e_i^T(t - \tau(t)) E_2 e_i(t - \tau(t)). \end{aligned} \quad (15)$$

Let  $e(t) = (e_1^T(t), e_2^T(t), \dots, e_N^T(t))^T$ , then we have

$$2 \sum_{p=1}^M \sum_{i=v_{p-1}+1}^{v_p} e_i^T(t) Q \sum_{j=1}^N g_{ij} e_j(t) = 2e^T(t) (G \otimes Q) e(t). \quad (16)$$

Substituting (14)-(16) into (13) and we can get

$$\begin{aligned} \frac{dV(t)}{dt} = & \sum_{i=1}^N e_i^T(t) \Phi e_i(t) + \sum_{p=1}^M \sum_{i=v_{p-1}+1}^{v_p} e_i^T(t) (\alpha^{-1} \xi_p^2 E_1) e_i(t) \\ & + 2e^T(t)(G \otimes Q)e(t) + \beta^{-1} \sum_{p=1}^M \sum_{i=v_{p-1}+1}^{v_p} e_i^T(t - \tau(t)) \xi_p^2 Q e_i(t - \tau(t)), \end{aligned} \quad (17)$$

where  $\Phi = -QC + C^T Q + \alpha Q A_p E_1^{-1} A_p^T Q + \beta Q B_p E_2^{-1} B_p^T Q$ . By (8) and Schur complement theorem, we can obtain

$$\begin{aligned} \frac{dV(t)}{dt} \leq & \mu \sum_{i=1}^N e_i^T(t) Q e_i(t) + v \left[ \sum_{i=1}^N e_i^T(t - \tau(t)) Q e_i(t - \tau(t)) \right] \\ \leq & \mu V(t) + v \left[ \sup_{-\tau \leq \theta \leq 0} V(t + \theta) \right]. \end{aligned} \quad (18)$$

Due to  $q \geq \gamma e^{\lambda \tau}$  is a constant, from Razumikhin condition, for all  $t \in [t_{k-1}, t_k], k \in N$ ,  $qV(t, \varphi(0)) \geq V(t + s, \varphi(s))$  for  $s \in [-\tau, 0]$ , we have  $e_i^T(t - \tau(t)) Q e_i(t - \tau(t)) \leq q e_i^T(t) Q e_i(t), t \in [t_{k-1}, t_k], k \in N$ . So the formula (18) can be further deduced as

$$\frac{dV(t)}{dt} \leq (\mu + vq)V(t). \quad (19)$$

Therefore, the parameter  $c$  in condition (ii) in Lemma 1 can be chosen as  $\mu + vq$ , so that condition (ii) can be realized.

Next, let us consider when  $t = t_k$ , i.e.  $e_i(t_k^+) = (1 + d_k) e_i(t_k), i \in \chi_p(t_k); e_i(t_k^+) = e_i(t_k), i \in \mathcal{C}_p \setminus \chi_p(t_k)$ .

We can find that

$$\begin{aligned} V(t_k^+) &= \sum_{i=1}^N e_i^T(t_k^+) Q e_i(t_k^+) \\ &= \sum_{p=1}^M \sum_{i \in \chi_p(t_k)} e_i^T(t_k^+) Q e_i(t_k^+) + \sum_{p=1}^M \sum_{i \in \mathcal{C}_p \setminus \chi_p(t_k)} e_i^T(t_k^+) Q e_i(t_k^+) \\ &= (1 + d_k)^2 \sum_{p=1}^M \sum_{i \in \chi_p(t_k)} e_i^T(t_k) Q e_i(t_k) - d_k(2 + d_k) \\ &\quad \times \sum_{p=1}^M \sum_{i \in \mathcal{C}_p \setminus \chi_p(t_k)} e_i^T(t_k) Q e_i(t_k). \end{aligned} \quad (20)$$

If  $-2 < d_k < 0$ , in the light of pinning nodes in the set  $\chi_p(t_k)$ , we have

$$\begin{aligned}
& \frac{1}{v_p - v_{p-1} - \rho_p} \sum_{i \in \mathcal{C}_p \setminus \chi_p(t_k)} e_i^T(t_k) Q e_i(t_k) \\
& \leq \frac{\lambda_{\max}(Q)}{v_p - v_{p-1} - \rho_p} \sum_{i \in \mathcal{C}_p \setminus \chi_p(t_k)} e_i^T(t_k) e_i(t_k) \\
& \leq \frac{\lambda_{\max}(Q)}{v_p - v_{p-1}} \sum_{i=v_{p-1}+1}^{v_p} e_i^T(t_k) e_i(t_k) \\
& \leq \frac{\lambda_{\max}(Q)}{\lambda_{\min}(Q)(v_p - v_{p-1})} \sum_{i=v_{p-1}+1}^{v_p} e_i^T(t_k) Q e_i(t_k).
\end{aligned} \tag{21}$$

So we can get

$$\begin{aligned}
V(t_k^+) & \leq (1 + d_k)^2 \sum_{p=1}^M \sum_{i=v_{p-1}+1}^{v_p} e_i^T(t_k) Q e_i(t_k) - d_k(2 + d_k) \\
& \quad \times \sum_{p=1}^M \frac{\lambda_{\max}(Q)(v_p - v_{p-1} - \rho_p)}{\lambda_{\min}(Q)(v_p - v_{p-1})} \sum_{i=v_{p-1}+1}^{v_p} e_i^T(t_k) Q e_i(t_k) \\
& = \left[ (1 + d_k)^2 - d_k(2 + d_k) \frac{\lambda_{\max}(Q)(v_p - v_{p-1} - \rho_p)}{\lambda_{\min}(Q)(v_p - v_{p-1})} \right] \sum_{i=1}^N e_i^T(t_k) Q e_i(t_k) \\
& \doteq \eta_k V(t_k).
\end{aligned} \tag{22}$$

The same can be found if  $d_k \leq -2$  or  $d_k \geq 0$ , so we omit here. Utilizing Lemma 1 and (9)-(11), the trivial solution of system (7) can realize globally exponentially stable with convergence rate  $\frac{\lambda}{2}$ . Therefore, the neural network (1) can achieve exponentially asymptotic cluster synchronization with exponent  $\frac{\lambda}{2}$  under the pinning impulsive controllers (6), which completes the proof.

### 3.2. Finite-time Cluster Synchronization

Motivated by pinning control scheme, in this part, we obtain a sufficient condition for finite-time cluster synchronization of a class of coupled neural networks (1) with time-varying delays by means of hybrid control.

In order to achieve the goal of finite-time cluster synchronization, we redefine the notation  $\chi_p$  as the nodes in the  $p$ th cluster which is directly connected with the nodes in other clusters. So the notation  $\mathcal{C}_p \setminus \chi_p$  means the remaining nodes in the  $p$ th cluster which isn't directly connected to nodes in other clusters.

Contrive the following hybrid controllers

$$u_i(t) = \begin{cases} -g_1 e_i(t) - \phi_i(t), i \in \chi_p, \\ -\varphi_i(t), i \in \mathcal{C}_p \setminus \chi_p, \end{cases} \quad (23)$$

where  $\phi_i(t) = k \text{sign}(e_i(t)) |e_i(t)|^\mu + k \left( k_1 \int_{t-\tau(t)}^t e_i^T(s) e_i(s) ds \right)^{\frac{1+\mu}{2}} \times \psi(e_i(t), \|e(t)\|)$ ,  $\varphi_i(t) = k \text{sign}(e_i(t)) |e_i(t)|^\mu + k \left( k_1 \int_{t-\tau(t)}^t e_i^T(s) e_i(s) ds \right)^{\frac{1+\mu}{2}} \times \psi(e_i(t), \|e(t)\|) + 2k \left( g_1 \int_t^{t_1} e_i^T(s) e_i(s) ds \right)^{\frac{1+\mu}{2}} \psi(e_i(t), \|e(t)\|)$ ,  $i = 1, 2, \dots, N$ ,  $k$  is a constant which is tunable,  $g_1$  is a positive constant denoting the control strength, and  $k_1$  is a positive constant.  $\psi(e_i(t), \|e(t)\|)$  is denoted as follows: if  $\|e(t)\| \neq 0$ ,  $\psi(e_i(t), \|e(t)\|) = \frac{e_i(t)}{\|e(t)\|^2}$ , or else  $\psi(e_i(t), \|e(t)\|) = 0$ .

The form of the error dynamic system under the hybrid controllers (23) is as follows

$$\begin{cases} \dot{e}_i(t) = -C_p e_i(t) + A_p F(e_i(t)) + B_p F(e_i(t - \tau(t))) + \sum_{j=1}^N g_{ij} e_j(t) \\ \quad -g_1 e_i(t) - \phi_i(t), i \in \chi_p, \\ \dot{e}_i(t) = -C_p e_i(t) + A_p F(e_i(t)) + B_p F(e_i(t - \tau(t))) + \sum_{j=1}^N g_{ij} e_j(t) \\ \quad -\varphi_i(t), i \in \mathcal{C}_p \setminus \chi_p. \end{cases} \quad (24)$$

Our next goal is to drive the coupled neural network (1) to achieve synchronization among the node states  $x_i(t)$  and the objective state  $s_p(t)$  over a finite-time interval by designing the hybrid controllers (23) and applying the finite-time stability theory.

**Theorem 2.** Suppose that Assumptions 1-2 hold, if the following conditions are satisfied:

- (1)  $\beta^{-1} \xi_p^2 \lambda_{\max}(E_2) + \sigma < 1$ ,
- (2)  $-\lambda_{\min}(C_p) + \frac{1}{2} \alpha \lambda_{\max}(A_p E_1^{-1} A_p^T) + \frac{1}{2} \alpha^{-1} \xi_p^2 \lambda_{\max}(E_1) + \frac{1}{2} \beta \lambda_{\max}(B_p E_2^{-1} B_p^T) + \lambda_{\max}(G \otimes I) + \frac{1}{2} k_1 - g_1 < 0$ ,

then by the hybrid controllers (23), the system (1) can achieve finite-time cluster synchronization with the settling time  $t_1 = t_0 + \frac{1}{k(1-\mu)} (2V(t_0))^{\frac{1-\mu}{2}}$ .

**proof.** Set up a Lyapunov functional as

$$\begin{aligned}
V(t) = & \frac{1}{2} \sum_{i=1}^N e_i^T(t) e_i(t) + \frac{1}{2} k_1 \sum_{i=1}^N \int_{t-\tau(t)}^t e_i^T(s) e_i(s) ds \\
& + g_1 \sum_{p=1}^M \sum_{\mathcal{C}_p \setminus \chi_p} \int_t^{t_1} e_i^T(s) e_i(s) ds.
\end{aligned} \tag{25}$$

Calculating the derivative of  $V(t)$  along the solutions of system (24) outputs the following:

$$\begin{aligned}
\dot{V}(t) = & \sum_{i=1}^N e_i^T(t) [-C_p e_i(t) + A_p F(e_i(t)) + B_p F(e_i(t - \tau(t)))] \\
& + \sum_{j=1}^N g_{ij} e_j(t) + u_i(t) \Bigg] + \frac{1}{2} k_1 \sum_{i=1}^N e_i^T(t) e_i(t) \\
& - \frac{1 - i(t)}{2} k_1 \sum_{i=1}^N e_i^T(t - \tau(t)) e_i(t - \tau(t)) \\
& - g_1 \sum_{p=1}^M \sum_{i \in \mathcal{C}_p \setminus \chi_p} e_i^T(t) e_i(t).
\end{aligned} \tag{26}$$

Inserting the hybrid controllers (23) into  $\dot{V}(t)$ , we have

$$\begin{aligned}
\dot{V}(t) = & \sum_{i=1}^N e_i^T(t) [-C_p e_i(t) + A_p F(e_i(t)) + B_p F(e_i(t - \tau(t)))] \\
& + \sum_{j=1}^N g_{ij} e_j(t) \Bigg] + \frac{1}{2} k_1 \sum_{i=1}^N e_i^T(t) e_i(t) - \frac{1 - \dot{\tau}(t)}{2} \times \\
& k_1 \sum_{i=1}^N e_i^T(t - \tau(t)) e_i(t - \tau(t)) - g_1 \sum_{p=1}^M \sum_{i \in \mathcal{C}_p \setminus \chi_p} e_i^T(t) e_i(t) \\
& - \sum_{p=1}^M \sum_{i \in \chi_p} g_1 e_i^T(t) e_i(t) - k \sum_{i=1}^N e_i^T(t) [\text{sign}(e_i(t)) |e_i(t)|^\mu \\
& + \left( k_1 \int_{t-\tau(t)}^t e_i^T(s) e_i(s) ds \right)^{\frac{1+\mu}{2}} \psi(e_i(t), \|e(t)\|) \Bigg] \\
& - 2k \sum_{p=1}^M \sum_{i \in \mathcal{C}_p \setminus \chi_p} e_i^T(t) \left[ \left( g_1 \int_t^{t_1} e_i^T(s) e_i(s) ds \right)^{\frac{1+\mu}{2}} \times \right. \\
& \left. \psi(e_i(t), \|e(t)\|) \right],
\end{aligned}$$

that is

$$\begin{aligned}
\dot{V}(t) = & - \sum_{i=1}^N e_i^T(t) C_p e_i(t) + \sum_{i=1}^N e_i^T(t) A_p F(e_i(t)) \\
& + \sum_{i=1}^N e_i^T(t) B_p F(e_i(t - \tau(t))) + \sum_{i=1}^N e_i^T(t) \sum_{j=1}^N g_{ij} e_j(t) \\
& + \frac{1}{2} k_1 \sum_{i=1}^N e_i^T(t) e_i(t) - \frac{1 - \dot{\tau}(t)}{2} \times \\
& k_1 \sum_{i=1}^N e_i^T(t - \tau(t)) e_i(t - \tau(t)) - g_1 \sum_{p=1}^M \sum_{i \in \mathcal{C}_p \setminus \chi_p} e_i^T(t) e_i(t) \\
& - \sum_{p=1}^M \sum_{i \in \chi_p} g_1 e_i^T(t) e_i(t) - k \sum_{i=1}^N e_i^T(t) [\text{sign}(e_i(t)) |e_i(t)|^\mu \\
& + \left( k_1 \int_{t-\tau(t)}^t e_i^T(s) e_i(s) ds \right)^{\frac{1+\mu}{2}} \psi(e_i(t), \|e(t)\|) \Big] \\
& - 2k \sum_{p=1}^M \sum_{i \in \mathcal{C}_p \setminus \chi_p} e_i^T(t) \left[ \left( g_1 \int_t^{t_1} e_i^T(s) e_i(s) ds \right)^{\frac{1+\mu}{2}} \times \right. \\
& \left. \psi(e_i(t), \|e(t)\|) \right].
\end{aligned}$$

Utilizing the same technique as in the proof of Theorem 1 and  $\dot{\tau}(t) \leq \sigma$ ,

we get

$$\begin{aligned}
\dot{V}(t) \leq & -\lambda_{\min}(C_p) e^T(t) e(t) + \frac{1}{2} \sum_{i=1}^N [\alpha e_i^T(t) A_p E_1^{-1} A_p^T e_i(t) \\
& + \alpha^{-1} \xi_p^2 e_i^T(t) E_1 e_i(t)] + \frac{1}{2} \sum_{i=1}^N [\beta e_i^T(t) B_p E_2^{-1} B_p^T e_i(t) \\
& + \beta^{-1} \xi_p^2 e_i^T(t - \tau(t)) E_2 e_i(t - \tau(t))] \\
& + e^T(t) (G \otimes I) e(t) + \frac{1}{2} k_1 \sum_{i=1}^N e_i^T(t) e_i(t) \\
& - \frac{1-\sigma}{2} k_1 \sum_{i=1}^N e_i^T(t - \tau(t)) e_i(t - \tau(t)) \\
& - g_1 e^T(t) e(t) - k \sum_{i=1}^N e_i^T(t) [\text{sign}(e_i(t)) |e_i(t)|^\mu \\
& + \left( k_1 \int_{t-\tau(t)}^t e_i^T(s) e_i(s) ds \right)^{\frac{1+\mu}{2}} \psi(e_i(t), \|e(t)\|) ] \\
& - 2k \sum_{p=1}^M \sum_{i \in \mathcal{C}_p \setminus \chi_p} e_i^T(t) \left[ \left( g_1 \int_t^{t_1} e_i^T(s) e_i(s) ds \right)^{\frac{1+\mu}{2}} \times \right. \\
& \left. \psi(e_i(t), \|e(t)\|) \right].
\end{aligned}$$

Expanding this out yields

$$\begin{aligned}
\dot{V}(t) \leq & -\lambda_{\min}(C_p) e^T(t)e(t) + \frac{1}{2}\alpha\lambda_{\max}(A_p E_1^{-1} A_p^T) e^T(t)e(t) \\
& + \frac{1}{2}\alpha^{-1}\xi_p^2\lambda_{\max}(E_1) e^T(t)e(t) + \frac{1}{2}\beta\lambda_{\max}(B_p E_2^{-1} B_p^T) e^T(t)e(t) \\
& + \frac{1}{2}\beta^{-1}\xi_p^2\lambda_{\max}(E_2) e^T(t-\tau(t))e(t-\tau(t)) \\
& + \lambda_{\max}(G \otimes I) e^T(t)e(t) + \frac{1}{2}k_1 e^T(t)e(t) \\
& - \frac{1-\sigma}{2}k_1 e^T(t-\tau(t))e(t-\tau(t)) - g_1 e^T(t)e(t) \\
& - k \sum_{i=1}^N e_i^T(t) \left[ \text{sign}(e_i(t)) |e_i(t)|^\mu + \left( k_1 \int_{t-\tau(t)}^t e_i^T(s)e_i(s)ds \right)^{\frac{1+\mu}{2}} \right. \\
& \times \psi(e_i(t), \|e(t)\|) \Big] - 2k \sum_{p=1}^M \sum_{i \in \mathcal{C}_p \setminus \chi_p} e_i^T(t) \left[ \left( g_1 \int_t^{t_1} e_i^T(s)e_i(s)ds \right)^{\frac{1+\mu}{2}} \right. \\
& \times \psi(e_i(t), \|e(t)\|) \Big].
\end{aligned}$$

By sorting through it, we have

$$\begin{aligned}
\dot{V}(t) \leq & \left[ -\lambda_{\min}(C_p) + \frac{1}{2}\alpha\lambda_{\max}(A_p E_1^{-1} A_p^T) + \frac{1}{2}\alpha^{-1}\xi_p^2\lambda_{\max}(E_1) \right. \\
& + \frac{1}{2}\beta\lambda_{\max}(B_p E_2^{-1} B_p^T) + \lambda_{\max}(G \otimes I) + \frac{1}{2}k_1 - g_1 \Big] e^T(t)e(t) \\
& + \left( \frac{1}{2}\beta^{-1}\xi_p^2\lambda_{\max}(E_2) - \frac{1-\sigma}{2} \right) e^T(t-\tau(t))e(t-\tau(t)) \\
& - k \left[ \sum_{i=1}^N e_i^T(t) \left( \text{sign}(e_i(t)) |e_i(t)|^\mu + k_1 \int_{t-\tau(t)}^t e_i^T(s)e_i(s)ds \right)^{\frac{1+\mu}{2}} \right. \\
& \times \psi(e_i(t), \|e(t)\|) \Big] - 2k \sum_{p=1}^M \sum_{i \in \mathcal{C}_p} e_i^T(t) \left[ \left( g_1 \int_t^{t_1} e_i^T(s)e_i(s)ds \right)^{\frac{1+\mu}{2}} \right. \\
& \times \psi(e_i(t), \|e(t)\|) \Big].
\end{aligned}$$

From the conditions (1) and (2) of Theorem 2, we get that

$$\begin{aligned}
\dot{V}(t) &\leq -k \sum_{i=1}^N e_i^T(t) \left[ \text{sign}(e_i(t)) |e_i(t)|^\mu + \left( k_1 \int_{t-\tau(t)}^t e_i^T(s) e_i(s) ds \right)^{\frac{1+\mu}{2}} \right. \\
&\quad \left. \psi(e_i(t), \|e(t)\|) \right] - 2k \sum_{p=1}^M \sum_{i \in \mathcal{C}_p \setminus \chi_p} e_i^T(t) \left[ \left( g_1 \int_t^{t_1} e_i^T(s) e_i(s) ds \right)^{\frac{1+\mu}{2}} \right. \\
&\quad \left. \times \psi(e_i(t), \|e(t)\|) \right] \\
&\leq -k \sum_{i=1}^N |e_i^T(t) e_i(t)|^{1+\mu} - k \sum_{i=1}^N \left( k_1 \int_{t-\tau(t)}^t e_i^T(s) e_i(s) ds \right)^{\frac{1+\mu}{2}} \\
&\quad - 2k \sum_{p=1}^M \sum_{i \in \mathcal{C}_p \setminus \chi_p} \left( g_1 \int_t^{t_1} e_i^T(s) e_i(s) ds \right)^{\frac{1+\mu}{2}}.
\end{aligned}$$

From Lemma 3, we can acquire

$$\begin{aligned}
\dot{V}(t) &\leq -2^{\frac{1+\mu}{2}} k \left( \frac{1}{2} \sum_{i=1}^N e_i^2(t) + \frac{1}{2} \sum_{i=1}^N k_1 \int_{t-\tau(t)}^t e_i^T(s) e_i(s) ds \right. \\
&\quad \left. + \sum_{p=1}^M \sum_{i \in \mathcal{C}_p \setminus \chi_p} g_1 \int_t^{t_1} e_i^T(s) e_i(s) ds \right)^{\frac{1+\mu}{2}} \\
&= -2^{\frac{1+\mu}{2}} k V^{\frac{1+\mu}{2}}(t).
\end{aligned}$$

Utilizing Lemma 4, for any initial condition, the error system (24) can achieve finite-time synchronization with the settling time:

$$t_1 = t_0 + \frac{1}{k(1-\mu)} (2V(t_0))^{\frac{1-\mu}{2}}.$$

Therefore, the neural network (1) can achieve finite-time cluster synchronization under the hybrid controllers (23), which completes the proof.

#### 4. Illustrative example

In this section, an example with three cases is presented to demonstrate the effectiveness of our asymptotic and finite-time cluster synchronization results.

Example: Consider two-neuron time-varying delayed coupled neural networks (2), where  $f(r) = (f_1(r), f_2(r))^T = (\arctan(r), \arctan(r))^T$ ,  $\tau(t) = \frac{1.7e^t}{1+e^t}$ ,  $M = 2$ , and  $C_1 = C_2 = \begin{pmatrix} 1 & 0 \\ 0 & 1 \end{pmatrix}$ ,  $A_1 = \begin{pmatrix} 1.95 & -0.1 \\ -5 & 3 \end{pmatrix}$ ,  $A_2 = \begin{pmatrix} 2 & -0.11 \\ -5.1 & 3 \end{pmatrix}$ ,  $B_1 = \begin{pmatrix} -1.5 & -0.1 \\ -0.3 & -2.41 \end{pmatrix}$ ,  $B_2 = \begin{pmatrix} -1.5 & -0.1 \\ -0.2 & -2.45 \end{pmatrix}$ ,  $I_1 = I_2 = \begin{pmatrix} 0 \\ 0 \end{pmatrix}$ . The initial conditions are  $S_p(t) = (0.4, 0.6)^T$ ,  $t \in [-1, 0]$  with  $p = 1, 2$ .

Given a seven coupled time-varying delayed neural networks (1), the coupling matrix of which is

$$G = \begin{pmatrix} -4 & 2 & 2 & 0.5 & -0.5 \\ 2 & -3 & 1 & 0.2 & -0.2 \\ 1 & 1 & -2 & 0.3 & -0.3 \\ 0.5 & 0.5 & -1 & -1 & 1 \\ 0.4 & -0.4 & 0 & 1 & -1 \end{pmatrix}.$$

Then the system (1) can be divided into two clusters  $\mathcal{C}_1 = \{1, 2\}$ ,  $\mathcal{C}_2 = \{3, 4, 5\}$ .

Case 1: We set the error  $\|e_1\|$ ,  $\|e_2\|$  of synchronization with initial value  $(10, -5)$ ,  $i = 1, 2$ ,  $(8, -6)$ ,  $i = 3, 4, 5$ , respectively. The error dynamic system with  $u_i(t) = 0$  can't realize synchronization, which is depicted in Fig.1 and Fig.2.

Case 2: The error dynamic system under the pinning impulsive controllers (6) with  $p_1 = 1$ ,  $p_2 = 3$ ,  $t_k = 0.03k$ ,  $d_k = -0.8$  can realize asymptotic cluster synchronization, which is depicted in Fig.3 and Fig.4.

Case 3: The error dynamic system under the hybrid controllers (23) with  $k = 2$ ,  $k_1 = 1.4$ ,  $g_1 = 41.4$  can realize finite-time cluster synchronization, which is depicted in Fig.5 and Fig.6.

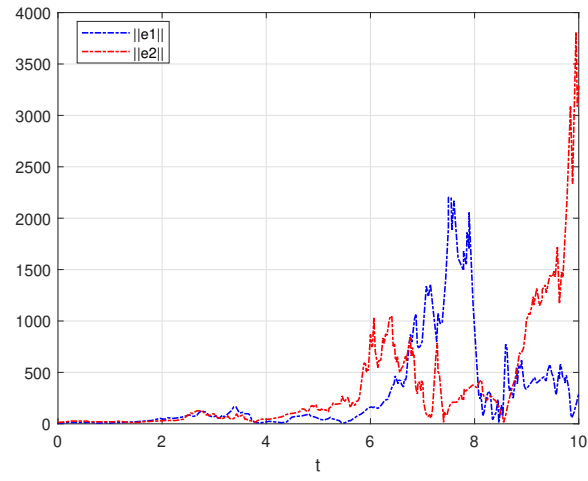


Figure 1: The error dynamic trajectory when  $i = 1, 2$  without controller.

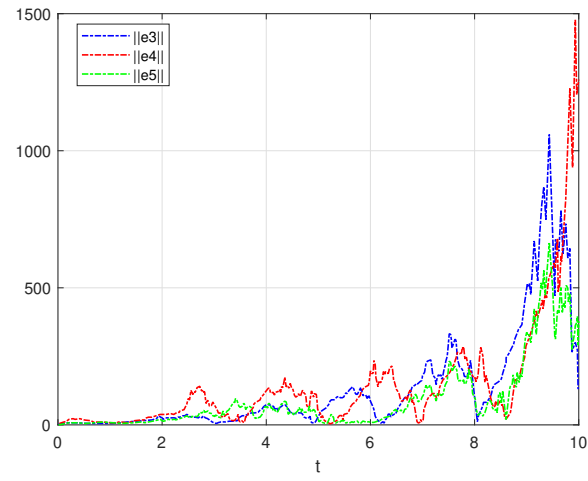


Figure 2: The error dynamic trajectory when  $i = 3, 4, 5$  without controller.

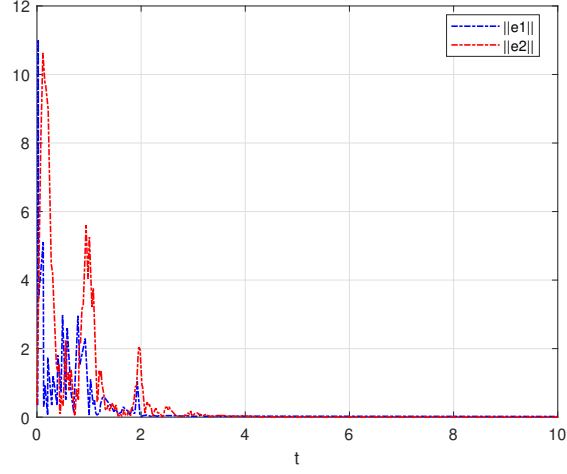


Figure 3: The error dynamic trajectory when  $i = 1, 2$  with the pinning impulsive controllers (6).

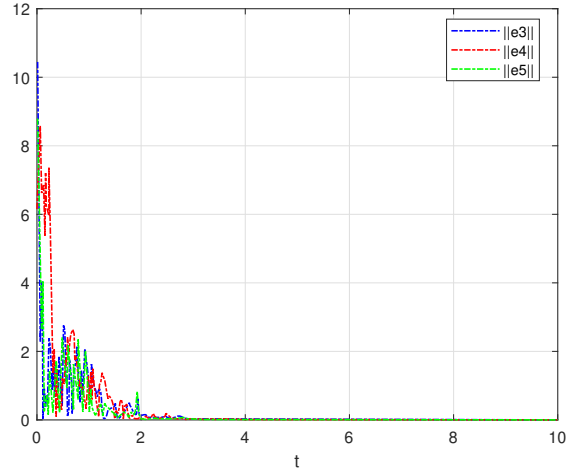


Figure 4: The error dynamic trajectory when  $i = 3, 4, 5$  with the pinning impulsive controllers (6).

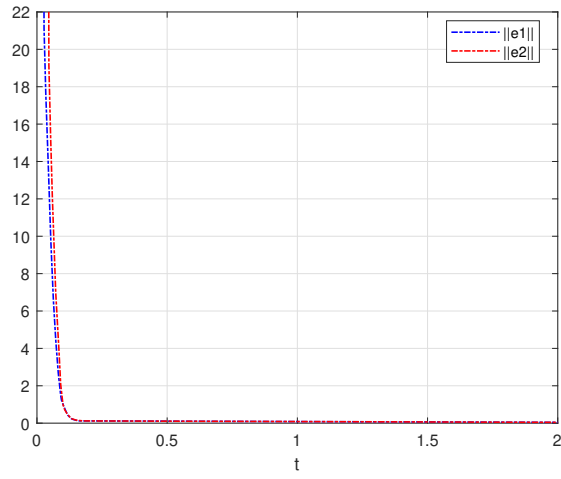


Figure 5: The error dynamic trajectory  $i = 1, 2$  with the hybrid controllers (23).

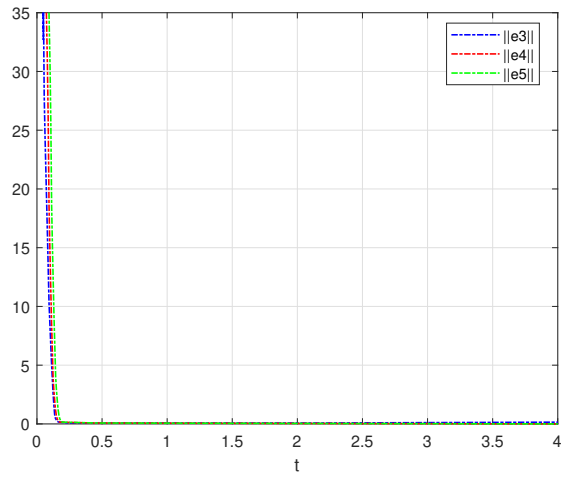


Figure 6: The error dynamic trajectory when  $i = 3, 4, 5$  with the hybrid controllers (23).

## 5. Conclusion

In this article, the problem concerning asymptotic and finite-time cluster synchronization of coupled neural networks with time-varying delay via two different control schemes is mainly concerned. First, we select some typical nodes in the coupling neural networks, and apply the control of pinning impulse [40] which can achieve the goal of saving control costs and is helpful to obtain sufficient conditions for asymptotic cluster synchronization of the systems. Second, motivated by the goal of pinning control method which is operated by precedence controlling some key nodes, we introduce the hybrid controllers to deal with finite-time synchronization of the error system. Third, we show a numerical example by exhibiting three cases to certify the correctness and effectiveness of the proposed cluster synchronization approaches.

It is interesting to employ the properties of fractional calculus and use fractional-order energy function research technique to investigate asymptotic and finite-time cluster synchronization of fractional-order coupled neural networks with time-varying delay by the two control schemes in this paper. The result will emerge in the near future. What's more, complex-valued or quaternion-valued coupled neural networks with time-varying delays under the two control schemes in this paper have attracted the interest of many researchers. Hence, the future works also include asymptotic and finite-time cluster synchronization of complex-valued and quaternion-valued coupled neural networks with time-varying delays by pinning impulsive control and hybrid control.

## Declaration of interests

The authors declare that they have no known competing financial interests or personal relationships that could have appeared to influence the work reported in this paper.

## References

## References

- [1] A. Abdurahman, H. Jiang, and K. Rahman. Function projective synchronization of memristor-based cohen-grossberg neural networks with time-varying delays. *Cognitive Neurodynamics*, 6:603–613, 2015.

- [2] A. Chandrasekar, R. Rakkiyappan, J. Cao, and S. Lakshmanan. Synchronization of memristor-based recurrent neural networks with two delay components based on second-order reciprocally convex approach. *Neural Networks*, 57:79–93, 2014.
- [3] J. Chen, Z. Zeng, and P. Jiang. Global mittag-leffler stability and synchronization of memristor-based fractional-order neural networks. *Neural Networks the Official Journal of the International Neural Network Society*, 51:1–8, 2014.
- [4] H. Shen, Z. Wu, and J. Park. Reliable mixed passive and filtering for semi-markov jump systems with randomly occurring uncertainties and sensor failures. *International Journal of Robust and Nonlinear Control*, 25(17):3231–3251, 2015.
- [5] H. Bao, J. Park, and Cao J. Synchronization of fractional-order delayed neural networks with hybrid coupling. *Complexity*, 2016.
- [6] M. Kalidass, J. Park, and S. Rathinasamy. Exponential synchronization for fractional-order chaotic systems with mixed uncertainties. *Complexity*, 21(1), 2015.
- [7] Q. Du, H. and Zeng, C. Wang, and M. Ling. Function projective synchronization in coupled chaotic systems. *Nonlinear Analysis Real World Application*, 11(2):705–712, 2010.
- [8] S. Jiang, G. Cai, S. Cai, L. Tian, and X. Lu. Adaptive cluster general projective synchronization of complex dynamic networks in finite time. *Communications in Nonlinear Science and Numerical Simulation*, 28(1-3):194–200, 2015.
- [9] Z. Wu and X. Fu. Cluster projective synchronization between community networks with nonidentical nodes. *Physica A Statistical Mechanics and Its Applications*, 391(23):6190–6198, 2012.
- [10] P. Li, X. Liu, and T. Chen. Cluster synchronization for delayed complex networks via periodically intermittent pinning control. *Neurocomputing*, 2015.

- [11] M. Qian and J. Lu. Cluster synchronization for directed complex dynamical networks via pinning control. *Neurocomputing*, 101(4):354–360, 2013.
- [12] S. Wang, H. Yao, Z. Song, and X. Yong. A novel criterion for cluster synchronization of complex dynamical networks with coupling time-varying delays. *Communications in Nonlinear Science and Numerical Simulation*, 17(7):2997–3004, 2012.
- [13] J. Feng, Y. Zhao, and P. Yang. Cluster synchronization for nonlinearly time-varying delayed coupling complex networks with stochastic perturbation via periodically intermittent pinning control. *Applied Mathematics and Computation*, 2016.
- [14] L. Lü, C. Li, S. Bai, L. Gao, L. Ge, and C. Han. Cluster synchronization between uncertain networks with different dynamics. *Physica A Statistical Mechanics and Its Applications*, 469:429–437, 2017.
- [15] T. Li, T. Wang, X. Yang, and S. Fei. Pinning cluster synchronization for delayed dynamical networks via kronecker product. *Circuits Systems and Signal Processing*, 32(4):1907–1929, 2013.
- [16] J. Cao, G. Chen, and P. Li. Global synchronization in an array of delayed neural networks with hybrid coupling. *IEEE Transactions on Systems Man and Cybernetics Part B Cybernetics A Publication of the IEEE Systems Man and Cybernetics Society*, 38(2):488–98, 2008.
- [17] L. Hui, J. Chen, J. Lu, and C. Ming. Generalized synchronization in complex dynamical networks via adaptive couplings. *Physica A-statistical Mechanics and Its Applications*, 389(8):1759–1770, 2010.
- [18] T. Zhou, M. Zhao, G. Chen, G. Yan, and B. Wang. Phase synchronization on scale-free networks with community structure. *Physics Letters A*, 368(6):431–434, 2007.
- [19] W. Guo. Lag synchronization of complex networks via pinning control. *Nonlinear Analysis Real World Applications*, 12(5):2579–2585, 2011.
- [20] K. Kaneko. Relevance of dynamic clustering to biological networks. *Physica D Nonlinear Phenomena*, 75(1-3):55–73, 1994.

- [21] N. Rulkov. Images of synchronized chaos: Experiments with circuits. *Chaos*, 6(3):262–279, 1996.
- [22] L. Pan, J. Cao, U. Al-Juboori, and M. Abdel-Aty. Cluster synchronization of stochastic neural networks with delay via pinning impulsive control. *Neurocomputing*, 366(13):109–117, 2019.
- [23] P. Liu, Z. Zeng, and J. Wang. Asymptotic and finite-time cluster synchronization of coupled fractional-order neural networks with time delay. *IEEE Transactions on Neural Networks and Learning Systems*, PP(99), 2020.
- [24] J. Mei, M. Jiang, W. Xu, and B. Wang. Finite-time synchronization control of complex dynamical networks with time delay. *Communications in Nonlinear Science and Numerical Simulation*, 18(9):2462–2478, 2013.
- [25] P. He, S. Ma, and T. Fan. Finite-time mixed outer synchronization of complex networks with coupling time-varying delay. *Chaos*, 22(4):175–423, 2012.
- [26] Z. Hou, Jun P., Z. Liu, J. Zou, and J. Luo. Theory of functional differential equations. *Journal of Changsha Railway University*, 2001.
- [27] R. Rakkiyappan, B. Kaviarasan, F. Rihan, and S. Lakshmanan. Synchronization of singular markovian jumping complex networks with additive time-varying delays via pinning control. *Journal of the Franklin Institute*, 352(8):3178–3195, 2015.
- [28] C. Xu, X. Yang, J. Lu, J. Feng, F. Alsaadi, and T. Hayat. Finite-time synchronization of networks via quantized intermittent pinning control. *IEEE Transactions on Cybernetics*, pages 1–7, 2017.
- [29] Weiguo Xia and Jinde Cao. Pinning synchronization of delayed dynamical networks via periodically intermittent control. *Chaos*, 19(1):821–91, 2009.
- [30] Xinzhi Liu and Kexue Zhang. Synchronization of linear dynamical networks on time scales: Pinning control via delayed impulses. *Automatica*, 72:147–152, 2016.

- [31] D. Liu, Z. Wu, and Q. Ye. Adaptive impulsive synchronization of uncertain drive-response complex-variable chaotic systems. *Nonlinear Dynamics*, 75(1-2):209–216, 2014.
- [32] Y. Tang, W. Wang, J. Fang, and Q. Miao. Impulsive pinning synchronization of stochastic discrete-time network. *Neurocomputing*, 73(8):2132–2139, 2011.
- [33] S. Cai, J. Hao, Q. He, and Z. Liu. Exponential synchronization of complex delayed dynamical networks via pinning periodically intermittent control. *Physics Letters A*, 375(19):1965–1971, 2011.
- [34] J. Zhou, Lu J., and Lü J. Adaptive synchronization of an uncertain complex dynamical network. *IEEE Transactions on Automatic Control*, 2006.
- [35] Z. Wu, Q. Ye, and D. Liu. Finite-time synchronization of dynamical networks coupled with complex-variable chaotic systems. 2013.
- [36] H. Wang, Z. Han, Q. Xie, and W. Zhang. Finite-time chaos control via nonsingular terminal sliding mode control. *Communications in Nonlinear Science and Numerical Simulation*, 14(6):2728–2733, 2009.
- [37] L. Liu and Q. Liu. Cluster synchronization in complex dynamical network of nonidentical nodes with delayed and non-delayed coupling via pinning control. *Physica Scripta*, 94(4), 2019.
- [38] X. Liu and T. Chen. Finite-time and fixed-time cluster synchronization with or without pinning control. *IEEE Transactions on Cybernetics*, 48(99):240–252, 2018.
- [39] Q. Wu, Z. Jin, and X. Lan. Global exponential stability of impulsive differential equations with any time delays. *Applied Mathematics Letters*, 23(2):143–147, 2010.
- [40] C. Aouiti, M. Bessifi, and X. Li. Finite-time and fixed-time synchronization of complex-valued recurrent neural networks with discontinuous activations and time-varying delays. *Circuits Systems and Signal Processing*, pages 1–23, 2020.