

Selectively Delaying Instructions to Prevent Microarchitectural Replay Attacks

Christos Sakalis
Uppsala University, Sweden
christos.sakalis@it.uu.se

Stefanos Kaxiras
Uppsala University, Sweden
stefanos.kaxiras@it.uu.se

Magnus Sjalander
Norwegian University of
Science and Technology
magnus.sjalander@ntnu.no

ABSTRACT

MicroScope, and microarchitectural replay attacks in general, take advantage of the characteristics of speculative execution to trap the execution of the victim application in an infinite loop, enabling the attacker to amplify a side-channel attack by executing it indefinitely. Due to the nature of the replay, it can be used to effectively attack security critical trusted execution environments (secure enclaves), even under conditions where a side-channel attack would not be possible. At the same time, unlike speculative side-channel attacks, MicroScope can be used to amplify the correct path of execution, rendering many existing speculative side-channel defences ineffective.

In this work, we generalize microarchitectural replay attacks beyond MicroScope and present an efficient defence against them. We make the observation that such attacks rely on repeated squashes of so-called “replay handles” and that the instructions causing the side-channel must reside in the same reorder buffer window as the handles. We propose Delay-on-Squash, a technique for tracking squashed instructions and preventing them from being replayed by speculative replay handles. Our evaluation shows that it is possible to achieve full security against microarchitectural replay attacks with very modest hardware requirements, while still maintaining 97% of the insecure baseline performance.

1. INTRODUCTION

With the ever rising concern regarding privacy and security in the modern digital world, we have seen an increased interest in hardware trusted execution environments (also known as **secure enclaves**) from computer architects, software developers, and security researchers. Such enclaves provide hardware enforced security guarantees that protect the enclaved code from outside interference, including interference from the operating system (OS) or untrusted hardware found in the system. This is achieved through a variety of security measures such as memory encryption and attestation. These measures come at a performance (and energy) cost, so enclaves are only typically used for applications where security, instead of efficiency, is the paramount concern.

Unfortunately, even though enclaves are able to prevent malicious system components from directly interfering with the enclaved code, there are still numerous attacks that are made possible through side-channels. By exploiting architectural and microarchitectural behavior of the system in unintended

ways, these attacks (e.g., Zombieload [40] or TLBleed [17]) create covert communication channels and leak secret information. Thankfully, enclaves have remained effective, as side-channels are typically very noisy communication channels and often require several iterations of the same attack before being able to reliably leak any information. While it is not hard to imagine cases where the attacker is targeting specific immutable data and the enclaved code can be arbitrarily triggered (e.g., to encrypt some data), in a lot of cases (e.g., SGX implementations of Tor [21, 44], secure database implementations, or systems secured against rollbacks [30]) the attacker targets transient execution data (e.g., Tor traffic) and only has one opportunity to perform the attack and leak information. In these cases, the majority of the available side-channels are not effective, as it is not possible to distinguish a single iteration of the attack from system noise [2, 29, 31].

MicroScope, and *microarchitectural replay attacks* in general, as introduced by Skarlatos et al. [41], enable an attacker to “trap” the execution of an enclaved application and force it to re-execute specific regions of code ad infinitum. With MicroScope, this is achieved by abusing a combination of speculative execution and page fault handling, in cases where the latter is still delegated to the (malicious/compromised) OS. Under typical execution, regardless if the code is executed in an enclave or not, if an address translation misses in the translation lookaside buffer (TLB) a page table walk is triggered. While the page walk is happening, the application is able to continue executing speculatively, as long as the instructions do not depend on the faulting memory instruction. If during the page walk it is determined that the page is not available and that the OS needs to be invoked, then the speculatively executed instructions are squashed and execution restarts from the faulting instruction. This time another page walk might be needed, as the translation still does not exist in the TLB, but since the operating system has now mapped the page, the page walk typically succeeds. MicroScope takes advantage of this behavior by having the OS signal that it has mapped the page without actually doing so. This traps the victim application in a loop where a memory instruction (referred to as “**the handle**”) misses in the TLB, triggers a page walk and continues executing speculatively, triggers a page fault, squashes the speculatively executed instructions, re-executes the faulting instruction and misses in the TLB again. By triggering these loops at specific parts of the code, just before the instructions that cause the side-channel infor-

mation leakage, the attacker can repeat the side-channel until all the underlying noise is filtered out, making even the least reliable side-channels easy to exploit.

While MicroScope focuses specifically on abusing the page handling mechanism found on some enclaves, other sources of speculation and re-execution can be similarly abused. For this reason, in this work we aim to solve the problem of microarchitectural replay attacks in general, and not just MicroScope. Specifically:

- We expand from re-execution brought on by page faults to re-execution brought on by any form of speculation in modern processors, some of which do not require a malicious OS.
- We also extend the method developed by Skarlatos et al. to be applicable to cases where a single handle cannot by itself trigger a large number of re-executions, by introducing a method that utilizes multiple handles.
- Finally, we introduce **Delay-on-Squash**, a solution to this critical issue of microarchitectural replay attacks, which can transparently provide protection for MicroScope and future attacks, while avoiding significant impact on performance, energy, area, and implementation complexity.

A very simple but naïve solution would be to simply disallow speculative execution after a page walk miss, but this would only protect against MicroScope itself and not against microarchitectural replay attacks that utilize other handle types or multiple handles (Section 3.2). At the same time, we cannot just disable speculation every time a squash happens, as that would be detrimental to the performance of the system (Section 6). Furthermore, the purpose of a replay attack (primarily in secure enclaves) is to amplify side-channel instructions. Speculative side-channel defences that track the *data dependencies* of side-channel instructions, such as NDA [48], STT [52, 53], and others [4, 5, 13, 26], do not work in this context, because the side-channel instructions may actually be in the *correct path of execution* and *can also be fed with non-speculative data coming from before the point of misspeculation* that is used for replay. Broader defences (not restricted to data dependencies) that could work in such a case, e.g., InvisiSpec [50], Delay-on-Miss [37, 39], and many others [1, 19, 20, 22, 36, 38, 43], not only focus on a small subset of side-channels but also incur much heavier penalties. Our goal is to propose a highly-efficient new defence to effectively prevent replay attacks with minimum performance cost and hardware overhead.

Delay-on-Squash selectively delays the speculative execution of instructions when it detects that they might be used as part of a microarchitectural replay attack. We observe that if an attack requires microarchitectural replay to be successful, then we do not need to restrict all speculation but rather only repeating speculation interleaved with misspeculation. To achieve this, we use a lightweight mechanism that tracks (using Bloom filters) which instructions have been squashed and later re-issued under unsafe conditions, and prevents them from executing speculatively. Our evaluation shows that a fully secure configuration of Delay-on-Squash,

requiring little storage and overall overhead, can achieve 97% of the performance of a baseline insecure out-of-order CPU.

2. SIDE-CHANNELS

In order to provide compatibility across different hardware implementations, modern CPU architectures separate the visible *architectural* behavior and state of the system from the underlying *microarchitectural* implementation. For each visible architectural state, there exist one or more corresponding hidden microarchitectural states (μ -states) [32]. The users/applications interact with the architectural state but have limited or no access to the underlying μ -state. However, while it is usually not possible to observe the μ -state directly, it is possible to infer it based on observable side-effects.

Microarchitectural side-channel attacks take advantage of the μ -state of modern CPUs to leak information under conditions where it is not possible to do so on the architectural level. For example, cache side-channels take advantage of the difference in timing between a hit or a miss in the cache to encode information [29, 34, 51], by indirectly manipulating and probing the state of the cache through normal memory operations. Similar timing side-channels can also be constructed in other parts of the system [15], such as by utilizing functional unit (FU) contention. Finally, non-timing side-channels are also possible, exploiting side-effects of the execution such as power consumption [23] or EMF radiation [14].

As these side-channels are not purposely designed communication channels but rather side-effects of the normal architectural and microarchitectural behavior of the system, they are inherently noisy and unreliable. For example, when using a cache-based side-channel, there is nothing to prevent the cacheline(s) being used for the side-channel from being evicted by a third process in the system. Similarly, interrupts, context switches, and other interruptions in the application execution can also disrupt the side-channel. Since the system does not provide any architectural mechanisms for synchronizing the transmitter and the receiver during side-channel operations, these also have to be constructed using the side-channel itself or other mechanisms.

All these issues make exploiting side-channels harder, but not impossible. After all, these issues can be found in conventional communication channels as well, especially in the layers closest to the actual hardware and transmission mediums. Similarly to how modern communication protocols are designed with the underlying channel characteristics in mind, so can protocols for side-channels be designed. For example, noise on a side-channel can be filtered out using error detection and correction codes, combined with statistical methods. Maurice et al. [31] have presented one such protocol where they were able to implement ssh communications over a cache-based side-channel. The question then becomes *not if a side-channel can be exploited but rather how easy, reliable, and fast the channel is*. As many of the underlying issues can be resolved by simply repeating the transmission of information through the side-channel until successful, whether a side-channel can be *practically* exploited becomes a function of the delay between each retransmission (i.e., how fast can the side-channel be repeated) and the average number of retransmissions necessary (i.e., how many times does the side-channel have to be repeated).

Under the conditions described by Maurice et al., both the transmitter and the receiver are under the full control of the attacker. This enables the attacker to not only control when the side-channel transmission takes place, to better synchronize the transmitter and the receiver, but to also repeat the transmission as many times as necessary. However, this is not always the case. For example, sometimes the transmitter is not a purposely designed application but a targeted victim, such as a cryptographic application running in a secure enclave. The attacker then uses side-channels to monitor the behavior of the application under normal execution and infer sensitive information, such as cryptographic keys. In some cases, the attacker is able to either directly execute or trigger the execution of the victim application at will, repeating the execution as many times as necessary to extract the keys. This ability to *replay* the victim code multiple times is crucial in being able to reliably exploit the utilized side-channel, due to the issues we have already discussed. This is where MicroScope, a groundbreaking *microarchitectural replay attack* developed by Skarlatos et al. [41] comes into play.

3. MICROARCHITECTURAL REPLAY ATTACKS

Microarchitectural replay attacks, as introduced by Skarlatos et al. [41], are not by themselves a side-channel attack, speculative or otherwise. Instead, they can be seen as a tool to *amplify the effects of side-channel attacks*, enabling the attacker to mount a successful attack under conditions where it would not be possible otherwise. This is why microarchitectural replay can be so dangerous: even the smallest, most innocuous amount of information leakage can be amplified and abused. This is particularly dangerous when applied to secure enclaves, where the applications are security sensitive and the programmers themselves are typically expected to manage the risk of side-channels. In addition, even though they exploit speculative execution, microarchitectural replay attacks *are not the same* as speculative side-channel attacks. Whereas the latter target the wrong execution path, effectively bypassing software and hardware barriers to access information illegally, microarchitectural replay attacks can amplify even the *correct* path of execution. This means that defences that stop speculative data transmission [48, 52, 53] are irrelevant since a replay attack can also amplify side-channel instructions that are on the correct path.

3.1 MicroScope

Many modern CPUs offer secure execution contexts referred to as *trusted execution environments* (sometimes also referred to as “secure enclaves”) that protect the executed code from outside interference, including interference from the operating system (OS) or the hypervisor. The characteristics of these enclaves differ for each architecture, but they typically include encrypted memory for applications running in the enclave, code verification to prevent malicious code from being executed in the enclave, and hardware-enforced isolation of the enclaved execution context from any other execution context in the system, including the OS. These measures are meant to protect sensitive code and data, such as cryptographic functions and their keys, from any attacker that might have compromised other parts of the system, in-

cluding the OS or the hypervisor. MicroScope targets exactly this case, focusing specifically on Intel’s Secure Guard Extensions (SGX) enclave as a use case, although the underlying exploitable concept is not limited to SGX. MicroScope exploits the fact that under SGX the page management of the application is still delegated to the OS¹, to capture the execution of the application and force the application to be re-executed as many times as necessary for the side-channel attack to be successful.

Specifically, MicroScope takes advantage of how page faults are handled during execution and of the out-of-order capabilities of modern CPUs. Assuming that the victim code is known and a compromised OS, MicroScope works as follows:

1. The OS manipulates the page table of the victim application to ensure that a load instruction will cause a page fault. This instruction is referred to as *a handle*, and the operation is referred to as “*acquiring a handle*.”
2. When the victim application reaches the handle (**H** in Figure 1a), a TLB miss occurs and a page walk is triggered. The exact details of what happens during the page walk are beyond the scope of this work, but the two main points of interest are that (i) it will take some time before the page fault is resolved and (ii) during this time the execution of the victim application will continue speculatively.
3. While executing speculatively, the victim application executes the instructions that follow the load, as long as they are *not* dependent on the value of the load.² In the case of MicroScope, the handle is selected so that the instructions that are speculatively executed following the page fault unwillingly form the transmitter for the side-channel (**S** in Figure 1a, step ①).
4. While the victim is executing the side-channel instructions, the page walker will conclude that the page is not mapped and trigger a page fault, delegating the page handling to the OS. This causes all of the instructions after the load, including the transmission code that has already been executed once speculatively, to be squashed and later re-executed (step ② in Figure 1a).
5. The OS updates the page table and invalidates the relevant TLB entries, signaling the victim application that the load is ready to be executed. However, the OS does this in a way that ensures that the handle *will page fault again*, and execution will restart from the second step.
6. By repeating this procedure, the OS is able to keep the victim application in a speculative loop, where the handle will keep faulting, causing the instructions that follow it (the transmission code) to be speculative executed again and again. The only way for the loop to be

¹This is considered secure because the memory accessed under SGX execution is cryptographically encrypted and verified, preventing even the OS from accessing or manipulating it.

²Unlike speculative side-channel attacks, these instructions are slated to execute and commit. If fed with non-speculative data from before the handle **H**, they cannot even be delayed by proposed defences, e.g., [48, 52, 53].

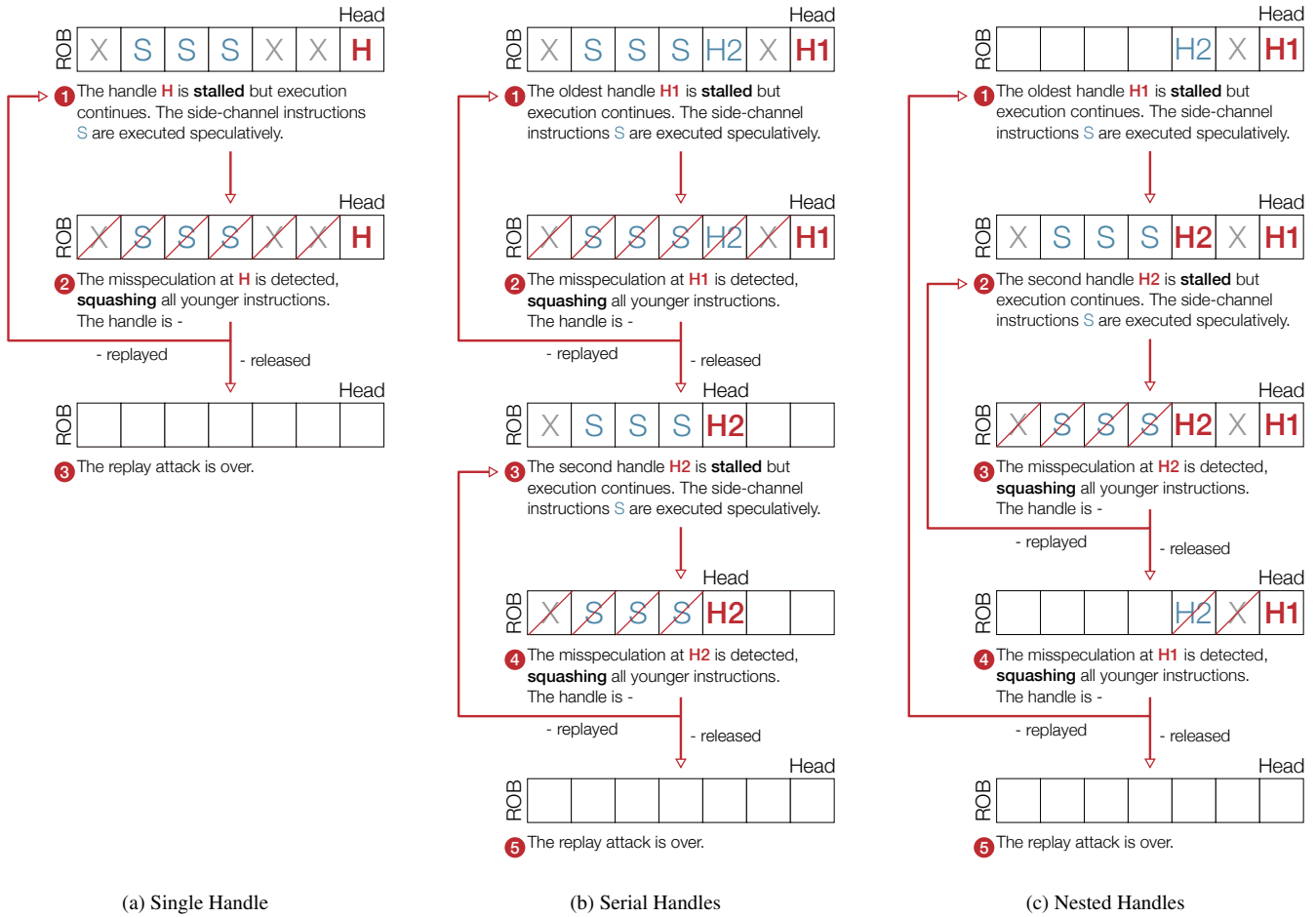


Figure 1: Three different microarchitectural replay attack patterns. The instructions in the reorder buffer are marked with an ‘H’ for the replay handles, ‘S’ for the side-channel instructions, and ‘X’ for other instructions not specific to the attack. The currently acquired handles are denoted in bold.

broken is for the attacker to *release* the handle, allowing the victim to successfully service the TLB miss.

Essentially, by abusing the speculative execution mechanism of squashing and re-executing, MicroScope is able to trap the execution of the victim application in a loop for an arbitrary number of *replay iterations*, until the attacker is able to reliably denoise the side-channel. The receiver in this case can be a typical side-channel receiver, trying to detect the side-effects caused by the transmitter, such as changes in the cache or FU contention. We will not go into details about the receiver, as our solution focuses on disrupting the transmitter; instead we point any curious readers to the original MicroScope paper [41].

It is also possible to use more than one handle, as seen in Figure 1b. The attacker simply releases the first handle and then acquires a second handle, assuming that more than one handle can be found in the region of code between the first handle and the side-channel instructions. Under the conditions described in MicroScope using multiple handles in this way is not useful, but it can be abused by yet unknown attacks.

3.2 Replay Attacks Beyond MicroScope

MicroScope exploits page faults and a specific behavior found in some secure enclaves (delegating page faults to the OS), but that does not mean that this is the only behavior that can be exploited. Specifically, under MicroScope, a single instruction that page faults is used as a handle to replay a set of instructions indefinitely (Figure 1a). This is possible because (i) page faults are a specific type of misspeculation that can be repeated indefinitely, and (ii) there is nothing in the architecture that prevents an instruction from misspeculating several times in a row. However, as the authors of MicroScope allude to in their work, it is conceivable that other forms of speculation can be used as handles, such as branch prediction or even transactional memory³, neither of which can be repeated indefinitely. Once a branch has been executed, the correct path is known and the incorrect path will not be misspredicted a second time. Similarly, transactions usually abort after a number of tries, at which point they

³Transactional memory is not necessarily implemented as conventional speculative execution, confined within the ROB, but it does have similar characteristics.

follow a fallback path. By using multiple handles (**H1** and **H2** in Figure 1b), an attacker could extend the duration of the attack for each case, especially if handles of different types are used together. In addition, if the system restricted the number of times each instruction is allowed to misspeculate and then be re-executed speculatively, e.g., as a simple but naïve solution to MicroScope, an attacker would still be able to use multiple handles to force a finite but tangible number of replays.

We can see that multiple handles acquired and released one after the other can be abused by an attacker to bypass some of the restrictions posed by different kinds of speculation and system restrictions. However, using handles *serially* like this only allows for a limited number of replays, with the total number being the sum of the replays of each handle. In contrast, Figure 1c shows a way of *nesting* handles where each handle (**H1** in the figure) amplifies the number of replays of the next handle (**H2**). This works by (i) having the inner handle **H2** cause as many replays as possible before releasing it (② and ③ in Figure 1c), (ii) using the outer handle to squash and then re-execute the inner handle (① and ④), (iii) re-acquiring the new (as far as dynamic instructions are concerned) inner handle, and (iv) repeating indefinitely. With this technique, the total number of replays is not the sum of each individual handle’s replays, but instead the product, growing exponentially with each handle. This can make a huge difference in the number of replays. For example, if the attacker is able to acquire five handles and use each only once (i.e., one replay each), with the serial handles the total number of attack iterations would amount to ten, while with the nested handles it would amount to 32. Of course, nesting handles has its own challenges, including the fact that not all forms of speculation can be used; in some cases (e.g., page faults) the misspeculation is not handled until after the instruction has reached the head of the ROB. On the other hand, modern microarchitectures allow branch prediction to go several levels deep, resulting in the possibility of multiple outstanding (unresolved) predictions at any one time. By arranging for *older* branches to depend on *longer latency* operations (e.g., misses deeper in the memory hierarchy) and thus resolve slower than younger branches, an effective nested multiple-handle attack can be mounted. Similarly, if *closed nesting* of transactions is supported [18], the same effect can be easily achieved by controlling the abort of the inner versus outer transactions. In closed nesting, an abort of the inner transaction does not abort the outer transaction which will then proceed to repeat the inner transaction.

Our goal is not to simply stop the currently known attacks (namely MicroScope) but to secure speculative execution from as many present and future microarchitectural replay attacks as possible. Hence, we assume that all of the three cases presented here are possible and we have designed and evaluated our solution accordingly.

4. THREAT MODEL

MicroScope, and microarchitectural replay attacks in general, make sense only under certain conditions. For example, in the specific case of MicroScope, the assumption is that the OS is restricted from accessing the victim’s execution state and memory. If this is not the case, then the OS can

manipulate the victim directly, without the need for MicroScope. At the same time, even if direct manipulation is not possible, there are cases where it is possible to repeat the execution of the side-channel without using a microarchitectural replay attack. For example, a digital rights management (DRM) system that accepts encrypted data and decrypts them with a secret key could be fed the same data repeatedly by a malicious attacker, allowing for enough iterations to reliably leak the secret key. This is possible because, in this case, the secret is immutable, regardless of the input data. On the other hand, as a counter example, there exist applications where the secrets consist of transient data, such as SGX implementations of Tor [21] (where the sensitive data are arbitrary network packets) or applications where countermeasures against rollback attacks have been taken [30]. In such cases, the attacker only has a single opportunity to successfully leak the data. These are exactly the cases where MicroScope and microarchitectural replay attacks in general become useful. Coincidentally, these are also the cases we expect to be the least protected against side-channel attacks, as, before MicroScope, they were very hard to exploit.

While MicroScope focuses on secure enclaves, one can imagine how a microarchitectural replay attack can be performed from a non-privileged context as well. For example, if the branch predictor is abused to create handles, it should be possible to do a microarchitectural replay attack from an unprivileged SMT thread. We observe that for a microarchitectural replay attack to be necessary, two conditions have to apply:

1. The side-channel used in the attack is ineffective unless it is repeated numerous times, as otherwise there would be no reason to replay the attack code.
2. The attacker cannot arbitrarily execute the victim code. If this was not the case then there would be no need for a microarchitectural replay attack as the attacker could simply re-execute the victim code as many times as necessary.

These two conditions combined mean that it is completely safe, under our current threat model, to allow a single execution of a side-channel attack while under speculation, as it will not be effective. Any additional attempts will be blocked by our replay-blocking defence mechanism, Delay-on-Squash.

5. DELAY-ON-SQUASH

The principle behind Delay-on-Squash is simple: If an instruction is issued, then squashed due to a replay handle, and then re-appears in the pipeline, it is not allowed to be re-issued, as it might constitute part of a microarchitectural replay attack. In the next part of this section, we have split the description of the Delay-on-Squash mechanism into two subsections: First, we discuss the concept on a high level, with no regard for any implementation constraints (Section 5.1), and then we discuss the practicalities of an actual implementation (Section 5.2).

5.1 Conceptual Description

To keep track of instructions that have been issued, squashed, and re-issued under the same handle, Delay-on-Squash needs

to keep track of all the potential handles in the ROB. Due to the serial and nested cases that we described in Section 3.2, it is not enough to keep track of only the handle that caused the last squash, instead Delay-on-Squash takes into consideration all the handles that affect each squashed instruction. To prevent interference from other contexts, this information needs to be accessible only by the enclave and should be securely stored and restored on a context switch, much like the rest of the execution state (e.g., registers).

To track all the handles, Delay-on-Squash utilizes a FIFO queue where all the dynamic instructions that can cause mis-speculation and squashing are inserted during dispatch. While in the queue, these instructions are considered as potential handles and, by definition, are considered as “unsafe.” Instructions can only be removed from the head of the queue⁴ and only if it can be determined that they are “safe,” i.e., that they can no longer act as a handle, which happens only when they have *moved outside the window of speculation*. We will discuss the exact conditions for this in Section 5.2.2, but for now let us say that this happens when the instructions are ready to be committed. As the queue is a FIFO, and handles can only be removed from the head of the queue, for a handle to become safe all the older handles in the queue need to also become safe. This is a very important condition, as it prevents the serial and nested replay patterns presented in Section 3.2.

With this queue of potential handles, it is now possible to keep track of squashed instructions on a per-handle basis. Specifically, every time a misspeculation occurs and instructions are squashed, Delay-on-Squash records the PCs for all the instructions that have been issued and are now being squashed. The *youngest* handle (in ROB order) is retrieved from the queue and is associated to the squashed PCs. These PCs then remain stored until their corresponding handle is determined to be safe, i.e., when the handle is removed from the queue. Using the youngest handle, instead of the actual misspeculating instruction that caused the squash, is important, once again to prevent the nested replay pattern. Essentially, by storing the PCs of the squashed instructions until the youngest (at the point of the squash) handle is safe, Delay-on-Squash ensures that the record of the squashed PCs will remain stored until all the handles that were present in the window of speculation during the squash have left the window and are thus safe. With this guarantee, all that remains is to check these records before issuing an instruction. If an instruction PC matches one in the stored records, it means that this instruction has previously been issued and squashed, and that *the handles that preceded it are still in the ROB and are still considered unsafe*. Such instructions are prevented from being issued until the relevant handles are deemed to be safe and the records are removed.

With this mechanism in place, we can instantly detect when an instruction has been issued, squashed, and then re-issued, even in more complex cases, such as when the attacker might be utilizing nested handles. This enables us to detect and prevent replay iterations of the code, instantly stopping any microarchitectural replay attacks in their tracks. This mechanism does have one disadvantage: The pattern of “issue,

⁴Even if the instructions are squashed in the ROB, they still need to remain in the handle queue until they reach the head.

squash, and re-issue” can also happen under normal speculative execution (i.e., when not under attack), for example when a load is squashed due to a memory order violation, as in such cases the execution path remains the same. In addition, if we are executing a loop that is small enough to fit several loop iterations in the window of speculation, a squash in one of them will cause all the iterations that follow (within the window) to be delayed, as the instructions at each iteration all share the same PC. Fortunately, as we will see in the evaluation (Section 6), the actual number of cases affected by this are very small and come at a negligible performance cost (1%).

5.2 Efficient Implementation

While the Delay-on-Squash mechanism, as conceptually described in the previous section, can be implemented into an actual hardware solution, it would require large storage and expensive content addressable memories for keeping *exact sets* of squashed PCs. This would lead to prohibitively large area, latency, and energy overheads. Instead, we use Bloom filters [8] to represent the sets of PCs (of squashed instructions) that are temporarily prevented from being issued speculatively. With this approach, we can store the PCs of tens of squashed instructions with only a few bits of storage.

5.2.1 Bloom Filters

Bloom filters are hash-based, probabilistic data structures used to test if an element (in our case, a PC) is part of a set. They work by hashing the element with a number of hash functions, each of which indicates a position in the filter that has to be set to “one”. While it is possible to get a false positive when checking the filter, it is not possible to get a false negative, which is an important property for us, as false negatives would lead to unsafe replay iterations. False positives, on the other hand, only manifest as reduced opportunities for speculation, in our case causing a negligible performance overhead, when compared against the overheads of existing security mechanisms in secure enclaves [55], which are the primary target for Delay-on-Squash.

Bloom Filter Implementation: In Delay-on-Squash we use the simplest, most efficient form of binary Bloom filters where the only way of erasing elements from the filter is to clear the whole filter by bulk-resetting it. Other approaches also exist [9, 11], but they come at increased overheads and they would not offer significant performance benefits for our use case. For our implementation, we assume that all the hash functions of the PC of a particular dynamic instruction are precomputed during dispatch and kept in its ROB entry. The precomputed hash functions are then used (in the case of a squash) to index the Bloom filter and set the corresponding “ones,” in parallel with multiple other ROB entries. We also assume that the whole process is hidden behind the back-end recovery latency following a squash [16].

Rolling Bloom Filters: In the conceptual description, for each squash, we associate each set of squashed PCs with a handle. Observe, however, that in the case of a replay attack, the set of PCs would hardly change from squash to squash. Maintaining the same *redundant* information across multiple Bloom filters is, clearly, a waste of resources. Instead, we could consolidate the information in a single rolling Bloom

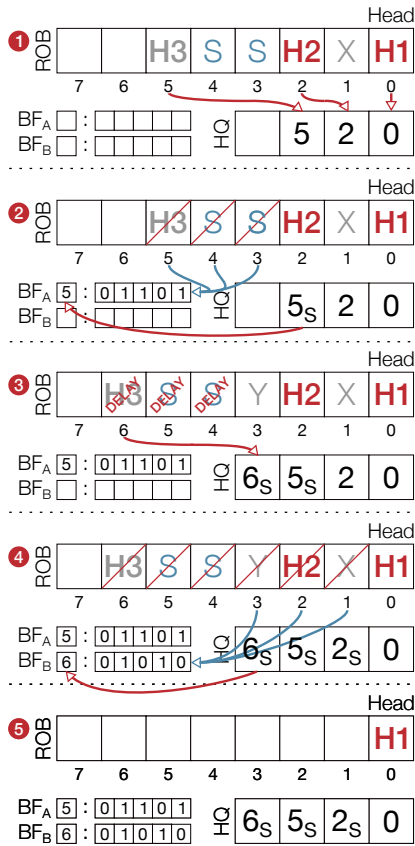


Figure 2: Step-by-step example of the instruction tracking mechanism in Delay-on-Squash.

filter spanning several squashes, holding all the PCs of all the squashed instructions. In each squash, we insert the squashed PCs in the filter and then we *associate the Bloom filter with the youngest handle in existence in the handle queue*. While this is an effective way of keeping all the information we need to prevent replay attacks, it makes the clearing of the Bloom filter difficult. Recall that we have opted for a simple binary Bloom filter, where it is not possible to erase individual instructions. Also, we only associate the youngest seen handle with the Bloom filter, since it is not possible to remove individual PCs anyway. The condition for clearing the Bloom filter is then for the associated handle to leave the window of speculation and become safe, i.e., all PCs in the Bloom filter are safe. Unfortunately, as at each squash we re-associate the Bloom filter with the *youngest* handle during the squash, the lifetime of the filter can be extended an arbitrary number of times and the clearing can be deferred for an arbitrarily long time.

Instead, we use two rolling Bloom filters and switch between them periodically. At each point in time, one of the filters is designated as *active*, while the other is inactive, *waiting to be cleared*. On a squash, the PCs of the squashed instructions are inserted in the currently active filter, and the filter is associated with the youngest handle. Meanwhile, the inactive filter is waiting for its associated handle to leave the window of speculation in order to be cleared with a bulk-reset. As soon as the inactive filter is cleared, then it can take over

the role of the active filter, letting the previous active filter become inactive and eventually be cleared as well. In our implementation of Delay-on-Squash, we have also included a mechanism that checks if a filter is starting to become saturated (based on the number of bits that are set to “one”) before switching to a new active filter, to better space out the filters over the window of speculation. Of importance here is that instructions that are about to be issued need to check both filters, the active and the inactive, to see if they can be issued safely. The approach can naturally be extended to a cyclical list of several Bloom filters, out of which one is active and the rest are inactive.

The Bloom filters (as well as the shadow tracking information) are context-specific, i.e., each execution context has its own set of filters, which is securely stored and reloaded on a context switch. This prevents other contexts, including the OS, from saturating or otherwise manipulating Delay-on-Squash.

A Working Example: Figure 2 contains a step-by-step example of how Delay-on-Squash tracks handles and how the Bloom filters (BF_A and BF_B in the figure) are used:

1. The ROB contains three potential handle instructions, $H1$, $H2$, and $H3$. The example also contains the instructions X and S , with S being actual side-channel instructions, and X being some other instruction. The exact types of all these instructions are not important for this example. In the first step, we see how all the potential handle instructions are inserted into the handle queue (HQ).
2. In the second step, we detect that $H2$ was misspeculated and needs to be re-executed. For simplicity, we assume that the instruction that caused the squash remains in the ROB. All the younger instructions that follow it (and have already been issued) are hashed and inserted into the active Bloom filter (BF_A). The filter is then marked with the youngest potential handle, which can be found at the tail of the handle queue. Handles can only be removed from the handle queue when they reach the head so all handles that are squashed are marked accordingly (5_S).
3. Execution restarts from $H2$, this time following a slightly different path, issuing all the same instructions as before, as well as the additional instruction Y . For the example, we assume that $H2$ is still not considered safe. S and $H3$ hit in BF_A and are delayed, while Y does not hit and is allowed to execute speculatively. We have now successfully prevented the side-channel instructions S from being replayed, with the unwanted side-effect of also delaying the innocuous $H3$ instruction. However, we will see in the evaluation section that delaying some additional instructions introduces only negligible performance overheads.
4. Now we detect that $H1$ was misspeculated and all younger instructions need to be squashed. X , $H2$, and Y are the only younger instructions that were actually issued (since the rest were delayed), so we insert them in the Bloom filter. Since BF_A is already more than half full, we instead update the BF_B filter, as seen in the figure.

5. Finally, in the last step, we see that all handles, except H_1 have been marked as squashed. However, since H_1 remains, we cannot reset any of the filters, as they are marked with instructions younger than H_1 . Because of this, H_1 can cause an infinite number of squashes (e.g., by going back to the ROB state in step ① in the example) and repetitions, but the side-channel instructions S will not be replayed again.
6. Once the H_1 handle is resolved it is removed from the HQ upon which the squashed handles reaches the head and can trigger the Bloom filters to be cleared (not shown).

In some rare cases, it is possible that after squashing the handle queue is left empty, as all instructions are either squashed or deemed safe (e.g., if H_1 is safe). In such cases we can run into a corner case where the squashed handles (H_2) are re-introduced into the window of speculation but the Bloom filters have all been cleared, enabling the attacker to perform several replay iterations. We handle this conservatively by delaying the clearing of the Bloom filters by the length of the dynamic instruction window, to ensure that the handles are not re-introduced. This happens very rarely and has no measurable effect on performance.

5.2.2 Handles and the Window of Speculation

We have talked about handles that can cause misspeculation and squashing and when such handles can be considered as safe. In the most naïve approach, we can consider handles to be safe when they reach the head of the ROB and are retired, but this is awfully pessimistic. Instead, we draw from the existing research on speculative execution [3, 6, 37–39, 50, 56] and consider handles as safe when they can no longer cause squashing, regardless of their position in the ROB. Specifically, we have adopted the approach of using speculative shadows by Sakalis et al. [37–39], a mechanism for detecting the earliest point at which an instruction is no longer speculative. While these shadows are designed to work with speculative side-channel defences, which do not necessarily work against microarchitectural replay attacks (Section 7), the underlying principle can still be used.

According to Sakalis et al., any speculative instruction that can cause squashing is referred to as a “shadow-casting” instruction. Depending on the type of speculation, Sakalis et al. have defined four different types of shadows [38, 39], but these can be extended to include other types of speculation as well, such as the transactional memory case described earlier.

- **E-Shadows** are cast by exceptions, as is the case of the page faults used in MicroScope.
- **C-Shadows** are cast by control flow instructions such as branches.
- **D-Shadows** are cast by stores with unknown addresses, as they might modify values of speculatively executed loads.
- **M-Shadows** are cast by speculative reordering that might violate the memory model of the system.

Once an instruction (i) is no longer shadowed by another instruction and (ii) no longer casts any shadows itself, i.e.,

when there is no reason for said instruction to be squashed, the instruction is considered non-speculative. At this point, the instruction has left the window of speculation and, assuming that the instruction was a potential handle, it can be considered as safe. The advantage of this approach is that it is possible for potential handles to reach the safe state a lot earlier than if we were waiting for them to retire. In addition, Sakalis et al. also describe a hardware implementation to track speculation based on a FIFO queue [39], where younger shadow-casting instructions are only resolved once all older shadow-casting instructions have also been resolved. This design fits well with Delay-on-Squash, as the handle queue has similar characteristics.

Note that while using the speculative shadows is not necessary and the use of alternative methods is possible (e.g., using the head and tail of the ROB), doing so in a naïve manner can lead to significant performance degradation [38, 56].

5.2.3 Security Implications

As discussed in (Section 4), Delay-on-Squash only targets microarchitectural replay attacks, where more than one iteration is necessary to leak sensitive information. Sometimes, it is possible to leak information with a single iteration of an attack, although this is not easy to achieve [2, 29, 31], especially when the attacker does not have full control of the victim. Delay-on-Squash does not protect against such attacks, as they are indistinguishable (and are, in fact, part of) normal execution. Instead, if such protections are required, Delay-on-Squash can be combined with other defence mechanisms, such as defences against speculative side-channel attacks. We direct the reader to our Related Work (Section 7) for more details.

In addition, we want to ensure that Delay-on-Squash does not introduce any new side-channels into the system. As already discussed, the state kept by the mechanism, i.e., the bloom filters and the handle tracking information, need to be kept isolated from other contexts and stored/restored on a context switch. This prevents the attacker from manipulating Delay-on-Squash either to “make it forget” a replayed instruction or to introduce unnecessary overheads in the victim application. At the same time, the attacker cannot in any way probe the information that the Delay-on-Squash mechanism has of the victim, as that would allow the attacker to ascertain which instructions the victim has executed. These can be enforced by the hardware by isolating the mechanism between contexts and storing it in an encrypted manner on a context switch, much like the rest of the context (e.g., the register file) is already stored.

Finally, as Delay-on-Squash prevents instructions from executing under certain conditions, it raises the question of whether it can be used to mount a Denial-of-Service attack on the victim. While Delay-on-Squash can affect the performance of the victim negatively, as long as instructions are being committed from the head of the reorder buffer (which is never delayed by Delay-on-Squash) then execution will not stall. Execution can only stall if the victim is caught into an execute-squash-replay loop (due to a microarchitectural replay attack), in which case no forward progress would have been made even if Delay-on-Squash was not present. In practice, when execution is slowed down for any significant

Table 1: The simulated system parameters.

Parameter	Value
Technology node	22nm @ 3.4GHz
Issue / Execute / Commit width	8
Cache line size	64 bytes
L1 private cache size	32KiB, 8-way
L1 access latency	2 cycles
L2 shared cache size	1MiB, 16-way
L2 access latency	20 cycles
Number of Bloom filters	2
Number of bits, hash functions per filter	64, 2

amount of time, due to an attack, the hardware should notify the enclaved software, allowing it to take appropriate measures to prevent the leakage and ensure that the system does not stall.

6. EVALUATION

We use the Gem5 simulator [7] together with the SPEC CPU2006 benchmark suite [42] for the performance evaluation, combined with McPAT [27] and CACTI [28] for the energy evaluation. We skip the first three billion instructions and then simulate in detail for another three billion. The main parameters of the simulated system can be seen in Table 1. To avoid mixing different energy models, we estimate the energy expenditure of the additional handle and squash tracking structures as existing similar structures in McPAT, appropriately sized. Specifically, the handle/shadow tracking mechanism is modelled as an additional ROB structure, the Bloom filters as register files, and the hash functions for the Bloom filters as an additional integer arithmetic unit. We evaluate the following configurations in detail:

- **baseline:** The insecure out-of-order CPU in Gem5.
- **Delay-All:** A lower-bound, non-speculative configuration where all instructions are delayed until no unsafe handles precede them. To make the comparison with the Delay-on-Squash configurations fair, Delay-All utilizes the same handle-tracking mechanism as Delay-on-Squash to detect when a handle is safe (Section 5.2.2).
- **Delay-on-Squash (Perfect):** The ideal implementation of Delay-on-Squash, as described in Section 5.1. We assume that we have unlimited space for storing all the squashed instructions for as long as necessary.
- **Delay-on-Squash (Bloom):** The actual implementation of Delay-on-Squash with Bloom filters, as described in Section 5.2, with the Bloom filter parameters seen in Table 1. We chose these parameters empirically to balance performance, area, and energy usage.

As the SPEC2006 applications do not contain any enclaved code regions, we apply Delay-on-Squash during the whole execution of the application. In a real use case, Delay-on-Squash will only be applied to the regions of the application running in the enclave, while regions (and applications) running outside the enclave (as is the majority of applications on modern systems), will not be affected.

6.1 Performance

Figure 3 contains the number of instructions per cycle (IPC), normalized to the insecure out-of-order baseline. Overall, implementing Delay-All, which we are only including as a lower-bound configuration, would lead to 41% lower performance, when compared to the baseline. On the other hand, implementing Delay-on-Squash with a perfect filter would eliminate almost all of the performance cost, reaching 99% of the baseline performance. Only three applications see any perceptible performance degradation, *Xalan* (−8%), *sphinx* (−6%), and *mcf* (−3%), all of which misspeculate and squash more often than average. In some cases, the same static instructions exist in the ROB in multiple dynamic instances, for example when a loop is dynamically unrolled in the ROB (Section 5.1). If a squash happens in such a situation, all instances of the static instructions will be conservatively treated by Delay-on-Squash as potential replay attacks and speculation will be restricted in a large part of the dynamic instruction window. In contrast, applications like *cactusADM* and *lbm*, which rarely misspeculate, are not affected at all. However, the amount of misspeculation in the application is not the only parameter that affects its performance with the perfect filter, instead the applications sensitivity to instruction and memory level parallelism (ILP and MLP) is also important. Restricting the speculative execution of an application which relies on ILP and MLP to achieve high performance can lead to more severe performance penalties, when compared with an application that does not rely on either [37].

Finally, we have the realistic Delay-on-Squash implementation, based on the Bloom filters, with the parameters described in Table 1. Alongside the IPC, in Figure 4 we can also see the false positive rate of the applications, i.e., the number of false positives in the Bloom filter over the number of instructions executed. On average, we observe one false positive every 174 instructions (a rate of roughly 0.6%), but this number differs significantly between all the application. Applications that have higher than average false positive rates (most pronounced in: *mcf*, *leslie3d*, and *milc*) also tend to have lower performance than the baseline. However, once more, this false positive rate is not the only parameter affecting the performance. The application whose performance is affected the most is *libquantum* (−12%), which is not one of the applications with the highest false positive rates. Instead, *libquantum* is a streaming benchmark that relies heavily on MLP, so it is heavily affected by the false positives. In contrast, *omnetpp*, which is the application with the fourth largest false positive rate, sees no performance degradation at all.

Overall, for Delay-on-Squash with the Bloom filters, we observe a mean performance of 97% of the baseline, two percentage points lower than the ideal version. Given that, by choice, applications running in secure enclaves exchange performance for higher security guarantees, a 3% performance degradation is practically negligible.

6.2 Energy Usage

The energy usage of the different configurations can be seen in Figure 5. Each bar in the figure is split into four parts, representing (from bottom to top) dynamic, static, DRAM,

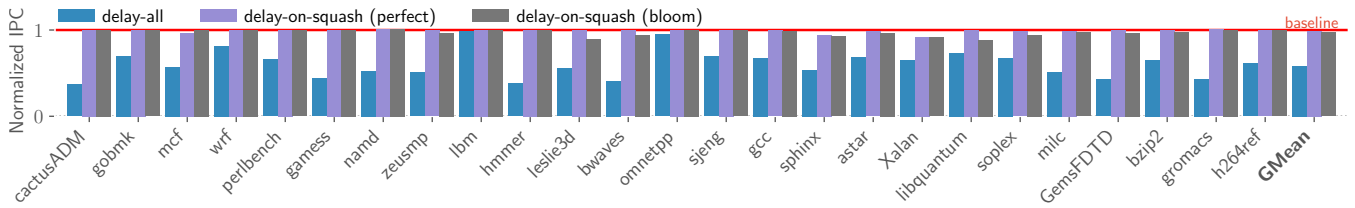


Figure 3: Performance (instructions per cycle) normalized to the baseline.

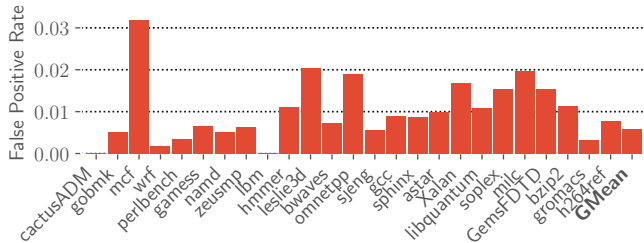


Figure 4: Rate of Bloom filter false positives over the total number of *executed* (i.e., including squashed) instructions.

and overhead energy. The overhead contains both the dynamic and static energy usage of the squash tracking mechanism and the Bloom filters, and is only included in the Bloom filter configuration, as that is the only configuration where we have a realistic hardware design.

Overall, there are two factors that affect the energy usage in the various configurations: Number of executed instructions and execution time. While we simulated all benchmarks for the same number of *committed* instructions, the number of (dynamically) executed instructions varies depending on the amount of speculation and squashing. Specifically, instructions that are executed speculatively and are squashed still require energy, but this energy is not used for useful work. For this reason, the dynamic energy usage of the applications is reduced in the strict Delay-All version.

However, while restricted speculation improves the dynamic energy usage, the static and DRAM energy usage are instead increased, because both depend on the execution time, which is increased. Specifically, unless power- or clock-gated, the CPU has the same amount of leakage regardless if instructions are executed or not. Then, the longer the CPU has to be active, the more the static energy increases. Similarly, DRAM cells need to be refreshed at regular intervals, so the DRAM energy increases with the execution time. Overall, these affects overshadow the energy gains provided by the reduced misspeculation, so the Delay-All version has an overall energy usage that is 23% higher than the baseline.

In contrast, Delay-on-Squash with a perfect filter, has identical characteristics as the baseline. The performance difference between the two versions is very small, so there are no significant differences in the static and DRAM energy, and speculation is not restricted enough to lead to any energy usage reductions. As we are not modelling the filter mechanism, there is no overhead, but it is important to note that storing and accessing all the squashed instructions in the window of speculation would introduce very large overheads.

On the other hand, the Bloom filter version has a 4% energy

overhead over the baseline, out of which half (2 percentage points) is due to the increase in execution time and half is due to the overhead of the mechanism. This would lead to an overall increase in the energy overhead, as the gains (due to the reduction in the execution time) would be overshadowed by the increased overhead due to the larger structures.

7. RELATED WORK

Related Enclave Attacks and Defences: Intel’s SGX is a popular target for attacks, presumably due to the popularity of the platform. Controlled-channel attacks [49] and Sneaky Page Monitoring (SPM) [46] are two side-channels aimed at SGX that take advantage of page handling, much like MicroScope does. However, instead of using page faults to trigger replays of the attack code, they instead use the fact that the page management is delegated to the OS to monitor the access patterns of the victim directly and leak information. As the OS has full control over the page system, these two attacks can have low to zero noise and do not need to be repeated several times, so no microarchitectural replay is necessary. CacheZoom [33] is another attack that uses fine-grained control to perform a side-channel but only targets cache side-channels. As per our threat model (Section 4), we consider such attacks outside the scope of our work, as when such attacks are possible there is no reason for an attacker to employ microarchitectural replay. We will, however, note that there exist solutions for such side-channel attacks, such as Klotski by Zhang et al. [54], but they come with steep performance and area overheads (up to 10× in execution time, depending on the configuration, for Klotski). There also exist speculative side-channel attacks that abuse speculative execution and can illegally gain access to SGX data, such as Zombieload [40] or TLBleed [17]. Such attacks are affected from the same noise issues as any other side-channel attack, and they could be used in conjunction with microarchitectural replay. Finally, Skarlatos et al. [41] allude, in their MicroScope work, to possible MicroScope defences, such as fences, speculative defences, or page fault protection defences, but they are not evaluated in detail.

Side-Channel Defences: There are numerous works on side-channel attacks and defences [15], particularly when it comes to cache side-channels [29]. There are two main research umbrellas under which such defences generally fall under, obfuscation or isolation.

Obfuscation-based solutions try to hide the execution patterns that lead to the side-channel. Examples include prefetching data to introduce noise in the cache-access patterns [12] or oblivious RAM (ORAM) to hide memory access patterns [54]. On the other hand, isolation-based solutions try to isolate the

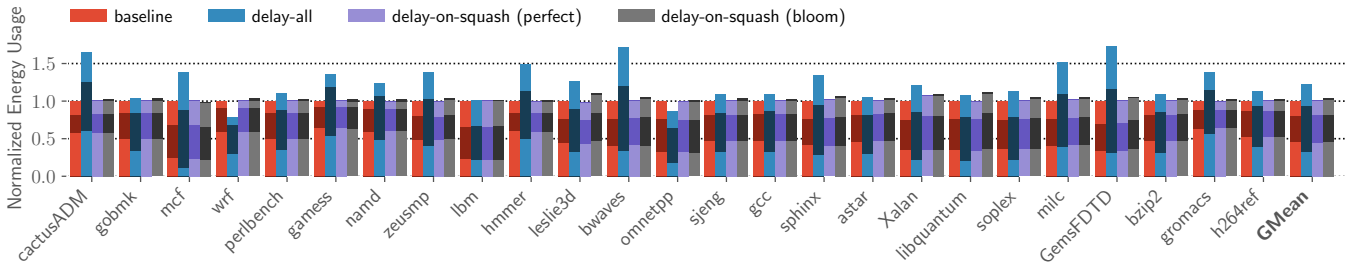


Figure 5: Energy usage normalized to the baseline. Each bar considers of four different parts, representing the dynamic CPU energy usage (bottom, light), the static CPU energy usage (middle, shaded), the DRAM energy usage (middle, light), and the overhead of the Delay-on-Squash tracking structures (top, shaded).

resources used by the application from the attacker. These include examples such as using cache partitioning to prevent the attacker from interfering with the victim’s cache lines [10, 24, 35, 47].

Each of these solutions tries to prevent or limit the creation of specific side-channels and comes with different costs, overheads, and limitations. To the best of our knowledge, there exists no published work evaluating the total cost of implementing all the different solutions that would have been necessary to prevent all the side-channels that microarchitectural replay attacks, such as MicroScope, can amplify. Also, only perfect solutions would be effective, as otherwise even the smallest observable side-effects can be amplified by MicroScope.

Speculative Side-Channel Defences: Since microarchitectural replay attacks abuse speculative execution, we can also look into speculative side-channel defences that prevent the leakage of information while executing speculatively. However, there is a critical difference between microarchitectural replay and speculative side-channel attacks: The latter abuse speculative execution to *illegally* gains access to information while on *the wrong execution path*, while, on the other hand, microarchitectural replay attacks can amplify *the correct path* and leak information that has been accessed *legally*. Defences and optimizations that only try to block the wrong execution path [25, 45, 56] will not work against Microscope or other microarchitectural replay attacks. Furthermore, during a speculative side-channel attack, there is a *data dependence chain* between the illegal access and the information-leaking instructions, while in a microarchitectural replay attack the handle and the side-channel instructions have to be independent. Hence, speculative side-channel defences do not always work against microarchitectural replay attacks, while also incurring higher performance overheads. For example, state-of-the-art defences that block the transmission of speculative accessed data to potential side-channel instructions, such as NDA [48], STT [52, 53], and others [4, 5, 13, 26], are ineffective in this context, because, under microarchitectural replay, the side-channel instructions may actually be in the *correct path of execution* and *can also be fed with non-speculative data*. At the same time, other defences that are restricted on data dependencies, such as InvisSpec [50], Delay-on-Miss [37, 39], and many others [1, 19, 20, 22, 36, 38, 43], only focus on specific side-channels, under the assumption that not all side-channels can be exploited as easily. However,

the effectiveness of microarchitectural replay attacks comes precisely from the fact that they can be used to amplify and successfully mount hard to exploit attacks, also making these speculative side-channel defences unfit for our purposes.

8. CONCLUSION

Microarchitectural side-channel attacks rely on observable μ -state changes caused by the victim application under attack. Such observations are commonly noisy, for example, due to the extremely short lifetime of transient μ -state or due to system interference that causes persistent μ -state to change. To successfully launch an attack, the side-channel has to be amplified and denoised by being repeated several times. This is the specific purpose of MicroScope and microarchitectural replay attacks in general, which trap the victim application in a loop, causing it to execute the side-channel over and over again. MicroScope specifically, has proven to be successful in leaking information from secure enclaves, but microarchitectural replay attacks, in general, may have broader applicability. At the same time, while these attacks do abuse speculative execution, existing speculative side-channel defences are unable to mitigate them.

We make the observation that such replay attacks rely on repeated squashes of replay handles and that the instructions causing the side-channel must reside in the same ROB window as the handles. Based on this observation, we propose Delay-on-Squash, which is an efficient technique for tracking squashed instructions and preventing them from being replayed. We also propose an efficient implementation of Delay-on-Squash, using Bloom filters and speculative shadow tracking [39].

We evaluate several configurations with different parameters, and we show that a fully secure system against microarchitectural replay attacks (according to the threat model) comes at a mere 3% performance degradation when compared to a baseline, insecure out-of-order, CPU, while also keeping the energy cost low, at 4% over the baseline.

REFERENCES

- [1] S. Ainsworth and T. M. Jones, “Muontrap: Preventing cross-domain Spectre-like attacks by capturing speculative state,” in *Proceedings of the International Symposium on Computer Architecture*, 2020, pp. 132–144.
- [2] A. C. Aldaya, B. B. Brumley, S. ul Hassan, C. Pereida Garcia, and N. Tuveri, “Port Contention for Fun and Profit,” in *Proceedings of the IEEE Symposium on Security and Privacy*. San Francisco, CA, USA:

- IEEE, May 2019, pp. 870–887. [Online]. Available: <https://ieeexplore.ieee.org/document/8835264/>
- [3] M. Alipour, T. E. Carlson, and S. Kaxiras, “Exploring the performance limits of out-of-order commit,” in *Proceedings of the ACM International Conference on Computing Frontiers*. New York, NY, USA: ACM, 2017, pp. 211–220. [Online]. Available: <http://doi.acm.org/10.1145/3075564.3075581>
 - [4] K. Barber, A. Bacha, L. Zhou, Y. Zhang, and R. Teodorescu, “Isolating speculative data to prevent transient execution attacks,” *IEEE Computer Architecture Letters*, vol. 18, no. 2, pp. 178–181, 2019.
 - [5] K. Barber, A. Bacha, L. Zhou, Y. Zhang, and R. Teodorescu, “SpecShield: Shielding speculative data from microarchitectural covert channels,” in *Proceedings of the International Conference on Parallel Architectural and Compilation Techniques*, Sep. 2019, pp. 151–164.
 - [6] G. B. Bell and M. H. Lipasti, “Deconstructing commit,” in *Proceedings of the International Symposium on Performance Analysis of Systems and Software*. Washington, DC, USA: IEEE Computer Society, 2004, pp. 68–77. [Online]. Available: <http://dl.acm.org/citation.cfm?id=1153925.1154589>
 - [7] N. Binkert, B. Beckmann, G. Black, S. K. Reinhardt, A. Saidi, A. Basu, J. Hestness, D. R. Hower, T. Krishna, S. Sadashti, R. Sen, K. Sewell, M. Shoab, N. Vaish, M. D. Hill, and D. A. Wood, “The gem5 simulator,” *ACM SIGARCH Computer Architecture News*, vol. 39, no. 2, pp. 1–7, Aug. 2011.
 - [8] B. H. Bloom, “Space/time trade-offs in hash coding with allowable errors,” *Communications of the ACM*, vol. 13, no. 7, p. 422–426, Jul. 1970. [Online]. Available: <https://doi.org/10.1145/362686.362692>
 - [9] S. Cohen and Y. Matias, “Spectral bloom filters,” in *Proceedings of the ACM SIGMOD International Conference on Management of Data*, 2003, pp. 241–252.
 - [10] L. Domniter, A. Jaleel, J. Loew, N. Abu-Ghazaleh, and D. Ponomarev, “Non-monopolizable caches: Low-complexity mitigation of cache side channel attacks,” *ACM Transactions on Architecture and Code Optimization*, vol. 8, no. 4, pp. 35:1–35:21, Jan. 2012. [Online]. Available: <http://doi.acm.org/10.1145/2086696.2086714>
 - [11] L. Fan, P. Cao, J. Almeida, and A. Z. Broder, “Summary cache: A scalable wide-area web cache sharing protocol,” *IEEE/ACM transactions on networking*, vol. 8, no. 3, pp. 281–293, 2000.
 - [12] A. Fuchs and R. B. Lee, “Disruptive prefetching: Impact on side-channel attacks and cache designs,” in *Proceedings of the ACM International Systems and Storage Conference*. New York, NY, USA: ACM, 2015, pp. 14:1–14:12. [Online]. Available: <http://doi.acm.org/10.1145/2757667.2757672>
 - [13] J. Fustos, F. Farshchi, and H. Yun, “SpectreGuard: An efficient data-centric defense mechanism against Spectre attacks,” in *Proceedings of the ACM/IEEE Design Automation Conference*. Las Vegas, NV, USA: ACM Press, 2019, pp. 1–6. [Online]. Available: <http://dl.acm.org/citation.cfm?doid=3316781.3317914>
 - [14] K. Gandolfi, C. Mourtel, and F. Olivier, “Electromagnetic analysis: Concrete results,” in *Proceedings of the International Workshop on Cryptographic Hardware and Embedded Systems*. Springer, 2001, pp. 251–261.
 - [15] Q. Ge, Y. Yarom, D. Cock, and G. Heiser, “A survey of microarchitectural timing attacks and countermeasures on contemporary hardware,” *Journal of Cryptographic Engineering*, vol. 8, no. 1, pp. 1–27, Apr. 2018. [Online]. Available: <http://link.springer.com/10.1007/s13389-016-0141-6>
 - [16] A. Gonzalez, F. Latorre, and G. Magklis, “Processor microarchitecture: An implementation perspective,” *Synthesis Lectures on Computer Architecture*, vol. 5, no. 1, pp. 1–116, 2010.
 - [17] B. Gras, K. Razavi, H. Bos, and C. Giuffrida, “Translation leak-aside buffer: Defeating cache side-channel protections with TLB attacks,” in *USENIX Association*. Baltimore, MD: USENIX Association, Aug. 2018, pp. 955–972. [Online]. Available: <https://www.usenix.org/conference/usenixsecurity18/presentation/gras>
 - [18] N. Haines, D. Kindred, J. G. Morrisett, S. M. Nettles, and J. M. Wing, “Composing first-class transactions,” *ACM Transactions on Programming Languages and Systems*, vol. 16, no. 6, pp. 1719–1736, 1994.
 - [19] K. N. Khasawneh, E. M. Koruyeh, C. Song, D. Evtvushkin, D. Ponomarev, and N. Abu-Ghazaleh, “SafeSpec: Banishing the Spectre of a meltdown with leakage-free speculation,” in *Proceedings of the ACM/IEEE Design Automation Conference*. Las Vegas, NV, USA: ACM Press, Jun. 2019, pp. 1–6.
 - [20] S. Kim, F. Mahmud, J. Huang, P. Majumder, N. Christou, A. Muzahid, C. C. Tsai, and E. J. Kim, “ReViCe: Reusing victim cache to prevent speculative cache leakage,” in *Proceedings of the IEEE Secure Development Conference*, 2020, pp. 96–107.
 - [21] S. Kim, J. Han, J. Ha, T. Kim, and D. Han, “SGX-Tor: A secure and practical Tor anonymity network with SGX enclaves,” *IEEE/ACM Transactions on Networking*, vol. 26, no. 5, pp. 2174–2187, Oct. 2018.
 - [22] V. Kiriansky, I. Lebedev, S. Amarasinghe, S. Devadas, and J. Emer, “DAWG: A defense against cache timing attacks in speculative execution processors,” in *Proceedings of the ACM/IEEE International Symposium on Microarchitecture*. Washington, DC, USA: IEEE Computer Society, Oct. 2018, pp. 974–987.
 - [23] P. Kocher, J. Jaffe, and B. Jun, “Differential power analysis,” in *Proceedings of the Annual International Cryptology Conference*. Springer, 1999, pp. 388–397.
 - [24] J. Kong, O. Aciicmez, J.-P. Seifert, and H. Zhou, “Deconstructing new cache designs for thwarting software cache-based side channel attacks,” in *Proceedings of the ACM Workshop on Computer Security Architectures*. New York, NY, USA: ACM, 2008, pp. 25–34. [Online]. Available: <http://doi.acm.org/10.1145/1456508.1456514>
 - [25] E. M. Koruyeh, S. Haji Amin Shirazi, K. N. Khasawneh, C. Song, and N. Abu-Ghazaleh, “SpecCFI: Mitigating Spectre attacks using CFI informed speculation,” in *Proceedings of the IEEE Symposium on Security and Privacy*, 2020, pp. 39–53.
 - [26] P. Li, L. Zhao, R. Hou, L. Zhang, and D. Meng, “Conditional speculation: An effective approach to safeguard out-of-order execution against Spectre attacks,” in *Proceedings of the International Symposium High-Performance Computer Architecture*, Feb 2019, pp. 264–276.
 - [27] S. Li, J. H. Ahn, R. D. Strong, J. B. Brockman, D. M. Tullsen, and N. P. Jouppi, “McPAT: An integrated power, area, and timing modeling framework for multicore and manycore architectures,” in *Proceedings of the ACM/IEEE International Symposium on Microarchitecture*. Washington, DC, USA: IEEE Computer Society, Dec. 2009, pp. 469–480.
 - [28] S. Li, K. Chen, J. H. Ahn, J. B. Brockman, and N. P. Jouppi, “CACTI-P: Architecture-level modeling for SRAM-based structures with advanced leakage reduction techniques,” in *Proceedings of the IEEE/ACM International Conference on Computer-Aided Design*. Washington, DC, USA: IEEE Computer Society, 2011, pp. 694–701.
 - [29] Y. Lyu and P. Mishra, “A Survey of Side-Channel Attacks on Caches and Countermeasures,” *Journal of Hardware and Systems Security*, vol. 2, no. 1, pp. 33–50, Mar. 2018. [Online]. Available: <http://link.springer.com/10.1007/s41635-017-0025-y>
 - [30] S. Matetic, M. Ahmed, K. Kostianen, A. Dhar, D. Sommer, A. Gervais, A. Juels, and S. Capkun, “{ROTE}: Rollback protection for trusted execution,” in *Proceedings of the USENIX Security Symposium*, 2017, pp. 1289–1306.
 - [31] C. Maurice, M. Weber, M. Schwarz, L. Giner, D. Gruss, C. A. Boano, S. Mangard, and K. Römer, “Hello from the other side: SSH over robust cache covert channels in the cloud,” *Proceedings of the Network and Distributed System Security Symposium*, 2017.
 - [32] R. McIlroy, J. Sevcik, T. Tebbi, B. L. Titzer, and T. Verwaest, “Spectre is here to stay: An analysis of side-channels and speculative execution,” *arXiv preprint arXiv:1902.05178*, Feb. 2019. [Online]. Available: <https://arxiv.org/abs/1902.05178v1>
 - [33] A. Moghimi, G. Irazoqui, and T. Eisenbarth, “CacheZoom: How SGX amplifies the power of cache attacks,” in *Proceedings of the International Workshop on Cryptographic Hardware and Embedded Systems*, W. Fischer and N. Homma, Eds. Cham: Springer International Publishing, 2017, pp. 69–90.
 - [34] D. A. Osvik, A. Shamir, and E. Tromer, “Cache attacks and countermeasures: The case of AES,” in *Proceedings of the RSA Conference*. Berlin, Heidelberg: Springer, 2006, pp. 1–20.
 - [35] D. Page, “Partitioned cache architecture as a side-channel defence mechanism,” 2005, IACR Cryptology ePrint archive.
 - [36] G. Sathishwar and M. K. Qureshi, “CleanupSpec: An ‘undo’ approach to safe speculation,” in *Proceedings of the ACM/IEEE International Symposium on Microarchitecture*, ser. MICRO ’52. New York, NY, USA: ACM, 2019, pp. 73–86. [Online]. Available:

- <http://doi.acm.org/10.1145/3352460.3358314>
- [37] C. Sakalis, S. Kaxiras, A. Ros, A. Jimborean, and M. Sjalander, "Understanding selective delay as a method for efficient secure speculative execution," *IEEE Transactions on Computers*, vol. 69, no. 11, pp. 1584–1595, 2020.
- [38] C. Sakalis, M. Alipour, A. Ros, A. Jimborean, S. Kaxiras, and S. Magnus, "Ghost loads: What is the cost of invisible speculation?" in *Proceedings of the ACM International Conference on Computing Frontiers*. New York, NY, USA: ACM, 2019, pp. 153–163. [Online]. Available: <http://doi.acm.org/10.1145/3310273.3321558>
- [39] C. Sakalis, S. Kaxiras, A. Ros, A. Jimborean, and M. Sjalander, "Efficient invisible speculative execution through selective delay and value prediction," in *Proceedings of the International Symposium on Computer Architecture*, ser. ISCA '19. New York, NY, USA: ACM, 2019, pp. 723–735. [Online]. Available: <http://doi.acm.org/10.1145/3307650.3322216>
- [40] M. Schwarz, M. Lipp, D. Moghimi, J. Van Bulck, J. Stecklina, T. Prescher, and D. Gruss, "ZombieLoad: Cross-privilege-boundary data sampling," in *Proceedings of the ACM SIGSAC Conference on Computer & Communications Security*, ser. Proceedings of the ACM SIGSAC Conference on Computer & Communications Security. London, United Kingdom: Association for Computing Machinery, Nov. 2019, pp. 753–768. [Online]. Available: <https://doi.org/10.1145/3319535.3354252>
- [41] D. Skarlatos, M. Yan, B. Gopireddy, R. Sprabery, J. Torrellas, and C. W. Fletcher, "MicroScope: Enabling microarchitectural replay attacks," in *Proceedings of the International Symposium on Computer Architecture*, ser. ISCA '19. New York, NY, USA: ACM, 2019, pp. 318–331, event-place: Phoenix, Arizona. [Online]. Available: <http://doi.acm.org/10.1145/3307650.3322228>
- [42] Standard Performance Evaluation Corporation, "SPEC CPU benchmark suite," <http://www.specbench.org/osg/cpu2006/>, 2006.
- [43] M. Taram, A. Venkat, and D. Tullsen, "Context-sensitive fencing: Securing speculative execution via microcode customization," in *Proceedings of the Architectural Support for Programming Languages and Operating Systems*. Providence, RI, USA: ACM Press, 2019, pp. 395–410. [Online]. Available: <http://dl.acm.org/citation.cfm?doid=3297858.3304060>
- [44] "The Tor project," <https://www.torproject.org/>.
- [45] K.-A. Tran, C. Sakalis, M. Sjalander, A. Ros, S. Kaxiras, and A. Jimborean, "Clearing the shadows: Recovering lost performance for invisible speculative execution through HW/SW co-design," in *Proceedings of the International Conference on Parallel Architectural and Compilation Techniques*, ser. Proceedings of the International Conference on Parallel Architectural and Compilation Techniques. New York, NY, USA: Association for Computing Machinery, 2020, p. 241–254. [Online]. Available: <https://doi.org/10.1145/3410463.3414640>
- [46] W. Wang, G. Chen, X. Pan, Y. Zhang, X. Wang, V. Bindschaedler, H. Tang, and C. A. Gunter, "Leaky cauldron on the dark land: Understanding memory side-channel hazards in SGX," in *Proceedings of the ACM SIGSAC Conference on Computer & Communications Security*, ser. Proceedings of the ACM SIGSAC Conference on Computer & Communications Security. Dallas, Texas, USA: Association for Computing Machinery, Oct. 2017, pp. 2421–2434. [Online]. Available: <https://doi.org/10.1145/3133956.3134038>
- [47] Z. Wang and R. B. Lee, "New cache designs for thwarting software cache-based side channel attacks," in *Proceedings of the International Symposium on Computer Architecture*. New York, NY, USA: ACM, 2007, pp. 494–505. [Online]. Available: <http://doi.acm.org/10.1145/1250662.1250723>
- [48] O. Weisse, I. Neal, K. Loughlin, T. F. Wenisch, and B. Kasicki, "NDA: Preventing speculative execution attacks at their source," in *Proceedings of the ACM/IEEE International Symposium on Microarchitecture*, ser. MICRO '52. New York, NY, USA: ACM, 2019, pp. 572–586, event-place: Columbus, OH, USA. [Online]. Available: <http://doi.acm.org/10.1145/3352460.3358306>
- [49] Y. Xu, W. Cui, and M. Peinado, "Controlled-channel attacks: Deterministic side channels for untrusted operating systems," in *Proceedings of the IEEE Symposium on Security and Privacy*. San Jose, CA: IEEE, May 2015, pp. 640–656. [Online]. Available: <https://ieeexplore.ieee.org/document/7163052/>
- [50] M. Yan, J. Choi, D. Skarlatos, A. Morrison, C. W. Fletcher, and J. Torrellas, "InvisiSpec: Making speculative execution invisible in the cache hierarchy," in *Proceedings of the ACM/IEEE International Symposium on Microarchitecture*. Washington, DC, USA: IEEE Computer Society, Oct. 2018, pp. 428–441.
- [51] Y. Yarom and K. Falkner, "FLUSH+ RELOAD: A high resolution, low noise, L3 cache side-channel attack," in *Proceedings of the USENIX Security Symposium*. Berkeley, CA, USA: USENIX Association, 2014, pp. 719–732. [Online]. Available: <https://www.usenix.org/conference/usenixsecurity14/technical-sessions/presentation/yarom>
- [52] J. Yu, N. Mantri, J. Torrellas, A. Morrison, and C. W. Fletcher, "Speculative data-oblivious execution: Mobilizing safe prediction for safe and efficient speculative execution," in *Proceedings of the International Symposium on Computer Architecture*, 2020, pp. 707–720.
- [53] J. Yu, M. Yan, A. Khyzha, A. Morrison, J. Torrellas, and C. W. Fletcher, "Speculative taint tracking (STT): A comprehensive protection for speculatively accessed data," in *Proceedings of the ACM/IEEE International Symposium on Microarchitecture*, ser. MICRO '52. New York, NY, USA: ACM, 2019, pp. 954–968, event-place: Columbus, OH, USA. [Online]. Available: <http://doi.acm.org/10.1145/3352460.3358274>
- [54] P. Zhang, C. Song, H. Yin, D. Zou, E. Shi, and H. Jin, "Klotski: Efficient obfuscated execution against controlled-channel attacks," in *Proceedings of the Architectural Support for Programming Languages and Operating Systems*. Lausanne Switzerland: ACM, Mar. 2020, pp. 1263–1276. [Online]. Available: <https://dl.acm.org/doi/10.1145/3373376.3378487>
- [55] C. Zhao, D. Saifuding, H. Tian, Y. Zhang, and C. Xing, "On the performance of Intel SGX," in *Proceedings of the Web Information Systems and Applications Conference*, 2016, pp. 184–187.
- [56] Z. N. Zhao, H. Ji, M. Yan, J. Yu, C. W. Fletcher, A. Morrison, D. Marinov, and J. Torrellas, "Speculation invariance (InvarSpec): Faster safe execution through program analysis," in *Proceedings of the ACM/IEEE International Symposium on Microarchitecture*, 2020.