

Nucleon isovector scalar charge from overlap fermions

Liuming Liu,^{1,2,*} Ting Chen,³ Terrence Draper,⁴ Jian Liang,^{5,6,†}

Keh-Fei Liu,^{4,‡} Geng Wang,⁴ and Yi-Bo Yang^{7,8,9,§}

(χ QCD Collaboration)

¹*Institute of Modern Physics, Chinese Academy of Sciences, Lanzhou, 730000, China*

²*University of Chinese Academy of Sciences, Beijing 100049, China.*

³*School of Physics, Peking University, Beijing 100871, China*

⁴*Department of Physics and Astronomy, University of Kentucky, Lexington, KY 40506, USA*

⁵*Guangdong Provincial Key Laboratory of Nuclear Science, Institute of Quantum Matter,
South China Normal University, Guangzhou 510006, China*

⁶*Guangdong-Hong Kong Joint Laboratory of Quantum Matter,
Southern Nuclear Science Computing Center,
South China Normal University, Guangzhou 510006, China*

⁷*CAS Key Laboratory of Theoretical Physics, Institute of Theoretical Physics,
Chinese Academy of Sciences, Beijing 100190, China*

⁸*School of Fundamental Physics and Mathematical Sciences,
Hangzhou Institute for Advanced Study, UCAS, Hangzhou 310024, China*

⁹*International Centre for Theoretical Physics Asia-Pacific, Beijing/Hangzhou, China*

We calculate the nucleon isovector scalar charge in lattice QCD using overlap fermions on five ensembles of gauge configurations generated by the RBC/UKQCD collaboration using the domain-wall quark action with 2+1 dynamical flavors. The five ensembles cover five pion masses $m_\pi \approx 139, 171, 302, 337$ and 371 MeV and four lattice spacings $a \approx 0.06, 0.08, 0.11$ and 0.14 fm. Three to six valence quark masses are computed on each ensemble to investigate the pion mass dependence. The extrapolation to the physical pion mass, continuum and infinite volume limits is obtained by a global fit of all data to a formula originated from the partially quenched chiral perturbation theory. The excited-state contamination is carefully analyzed with 3–5 sink-source separations and multi-state fits. Our final result, in the $\overline{\text{MS}}$ scheme at 2 GeV, is $g_S^{u-d} = 0.94(10)_{\text{stat}}(6)_{\text{sys}}$, where the first error is the statistical error and the second is the systematic error.

*Electronic address: liuming@impcas.ac.cn

†Electronic address: jianliang@scnu.edu.cn

‡Electronic address: liu@g.uky.edu

§Electronic address: ybyang@mail.itp.ac.cn

I. INTRODUCTION

The nucleon scalar charge is a fundamental quantity in understanding the internal structure of nucleons and more importantly it is related to the search for new physics beyond the Standard Model (BSM). Together with the tensor charge, it probes novel scalar and tensor interactions at the TeV scale [1]. The nucleon scalar charge is also an important input in the direct search for dark matter [2–5]. There are numerous ongoing or planned experiments targeted at searching for scalar and tensor interactions [6–12]. High precision experimental measurements would require precise input of the scalar/tensor charge to put stringent bounds on the existence of new physics. Unlike the axial charge, the scalar and tensor charges are not well known in experiments. Lattice QCD provides a first-principles non-perturbative formulation for numerical calculation of the fundamental quantities of the QCD theory with controlled uncertainties. In lattice QCD, the nucleon charges are extracted from the matrix elements of the local quark bilinear operators within the nucleon state. For the isovector charges, only the connected insertions are involved and thus are straightforward to compute. As an extension of our previous work on the isovector axial and tensor charges [13–15], we compute the isovector scalar charge in this work.

We use a mixed-action approach with overlap fermions in the valence sector and domain-wall configurations. Since both domain-wall and overlap fermions are chiral fermions, the non-perturbative renormalization via chiral Ward identities or RI/MOM scheme can be implemented relatively easily and the systematic uncertainty due to the use of an action explicitly breaking chiral symmetry can be avoided. The multi-mass algorithm for overlap fermions allows us to calculate quark propagators for many different quark masses without much additional cost. Five ensembles covering five pion masses including one at the physical value, four lattice spacings in the range 0.06 fm - 0.14 fm and five volumes are used in this work, and 3-6 valence pion masses are computed for each ensemble. This enables us to make a reliable extrapolation to the physical pion mass, continuum limit and infinite-volume limit. Excited-state contamination is a main source of systematic uncertainty in lattice calculations of nucleon matrix elements. In order to investigate the excited-state contamination, we explicitly fit up to three states in the correlation functions with 3–5 source-sink separations.

This paper is organized as follows. The numerical details about the lattice setup and the computation of correlation functions are presented in Sec. II. The analysis of the correlation functions, in particular the investigation of the excited-state contamination, is presented in Sec. III. In Sec. IV, we describe the renormalization procedure. In Sec. V, we present the renormalized values of the

scalar charge and perform the extrapolation to the physical point. A summary is given in Sec. VI.

II. NUMERICAL DETAILS

A. Lattice setup

The results presented in the paper are based on the gauge configurations generated by the RBC/UKQCD collaboration with 2+1 flavor domain-wall fermion [16–18]. The relevant parameters of the five ensembles used in this work are collected in Table I. The gauge action is Iwasaki+DSDR action [19–21] for the ensemble 32ID and Iwasaki action [22] for the rest of the ensembles. See Refs. [16–18] for more details about the ensembles.

For the valence quark, we use the overlap fermion action [23]. The overlap Dirac operator is defined as

$$D_{ov} = 1 + \gamma_5 \epsilon(\gamma_5 D_w(\rho)), \quad (1)$$

where ϵ is the matrix sign function and D_w is the Wilson Dirac operator with a negative mass parameter $-\rho = 1/2\kappa - 4$. We set $\kappa = 0.2$ in our calculation which corresponds to $\rho = 1.5$. The massive overlap Dirac operator is

$$D_m = \rho D_{ov}(\rho) + m(1 - \frac{D_{ov}(\rho)}{2}). \quad (2)$$

To accommodate the $SU(3)$ chiral transformation, it is usually convenient to use the chirally regulated field $\hat{\psi} = (1 - \frac{1}{2}D_{ov})\psi$ in lieu of ψ in the interpolating field and currents. This is equivalent to leaving the currents unchanged and adopting the effective propagator [24, 25]

$$G \equiv (1 - \frac{D_{ov}}{2})D_m^{-1} = \frac{1}{D_c + m}, \quad (3)$$

where $D_c = \frac{\rho D_{ov}}{1 - D_{ov}/2}$ is exactly chiral [26], i.e., $\{\gamma_5, D_c\} = 0$.

B. Computation of the correlation functions

The scalar charge can be obtained from the ratio of the three-point function to the two-point function

$$R(t_{sink}, t) = \frac{C_{3pt}(t_{sink}, t)}{C_{2pt}(t_{sink})} = \frac{\Gamma_{\alpha\beta}^e < 0 | \sum_{\vec{y}} \chi_\alpha(t_{sink}, \vec{y}) \mathcal{O}_S(t) \sum_{\vec{x} \in \mathcal{G}} \bar{\chi}_\beta(0, \vec{x}) | 0 >}{\Gamma_{\alpha\beta}^e < 0 | \sum_{\vec{y}} \chi_\alpha(t_{sink}, \vec{y}) \sum_{\vec{x} \in \mathcal{G}} \bar{\chi}_\beta(0, \vec{x}) | 0 >}, \quad (4)$$

where χ is the proton interpolating operator $\chi = \epsilon^{abc}[u^{aT}C\gamma_5 d^b]u^c$ and $\Gamma^e = \frac{1}{2}(1 + \gamma_4)$ is the positive parity projector for the nucleon propagating in the forward direction. The scalar current

Ens. ID	$L^3 \times T$	$a(\text{fm})$	m_l	m_s	m_π^{sea} (MeV)	m_π^{val} (MeV)	t_{sink}/a	N_{conf}
32Ifine	$32^3 \times 64$	0.0626	0.0047	0.0186	371	344, 383, 420	14,16,18	459
32I	$32^3 \times 64$	0.0828	0.004	0.03	302	294, 316, 353, 409	12,14,15	309
24I	$24^3 \times 64$	0.1105	0.005	0.04	340	282, 321, 348, 389	8,10,12	203
48I	$48^3 \times 96$	0.1141	0.00078	0.0362	139	149, 181, 207, 267, 331, 372	8,10,12	81
32ID	$32^3 \times 64$	0.1432	0.001	0.045	171	174, 233, 262, 288, 327	7,8,9,10,11	200

TABLE I: Parameters of the ensembles. The labelling of the ensembles follows the notations in Ref. [16–18]. The lattice volume $L^3 \times T$, lattice spacing a , bare light(strange) quark mass $m_l(m_s)$, unitary pion mass m_π^{sea} and the number of configurations N_{conf} are listed. For each ensemble, quark propagators are computed with multiple quark masses corresponding to the valence pion masses m_π^{val} . t_{sink} is the source-sink separation of the correlation functions. See below for further explanation.

is $\mathcal{O}_S(t) = \sum_{\vec{x}} \bar{q}(t, \vec{x}) q(t, \vec{x})$ with q representing the u/d quark fields. The current insertion time t varies between the source and sink time location. The grid smeared source is used to compute the quark propagators with Z_3 noise [27] for the high frequency modes. The correlation functions are stochastic estimates of the sum of the correlators from each of the source points \vec{x} on a grid \mathcal{G} with low-mode substitution. Gaussian smearing is applied to all quarks at sink and source. Details of the calculation strategy can be found in our previous works [13, 14, 28, 29]

One of the advantages of overlap fermions is that one can compute the quark propagators with multiple quark masses at a small additional cost compared to the cost for the lightest quark mass. We employ 3–6 quark masses for each of the ensembles [30]. The corresponding valence pion masses m_π^{val} are listed in Table I.

In order to reduce the excited-state contamination, the source-sink separation t_{sink} has to be large enough and the insertion time t should be far away from both the source and the sink. For each ensemble, we calculate the correlation functions for a number of values of t_{sink} and at least two of them are above 1 fm. The values of t_{sink} are listed in Table I. The data at all t_{sink} will be fitted simultaneously to extract the scalar charge.

In this work we are interested in the isovector scalar charge, which means only the connected insertion, as illustrated in Fig. 1, needs to be considered when calculating the three-point functions.

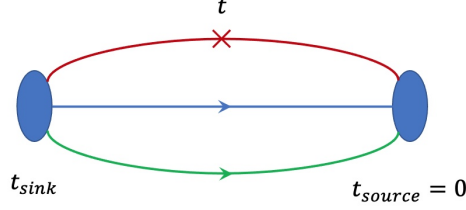


FIG. 1: Illustration of the connected insertion.

III. ANALYSIS OF THE CORRELATION FUNCTIONS

Nucleon charges are given by the matrix elements of the quark bilinear operators between the nucleon ground state. The nucleon interpolating operator used in the calculation contains contributions from excited states. We use the so-called two-state fit, in which the contribution of the first excited state is taken into account, to extract the desired matrix element. Keeping the ground state and the first excited state in the spectral decomposition, the ratio of the three-point function to the two-point function can be written as

$$R(t_{sink}, t) = \frac{C_{3pt}(t_{sink}, t)}{C_{2pt}(t_{sink})} = g_S + C_1 e^{-\Delta M_1 t_{sink}} + C_2 e^{-\Delta M_1 (t_{sink} - t)} + C_3 e^{-\Delta M_1 t}, \quad (5)$$

where g_S is the scalar charge and ΔM_1 is the mass difference between the first excited state and the ground state. We compute the ratio for the u and d flavors separately, denoted by $R^u(t_{sink}, t)$ and $R^d(t_{sink}, t)$, respectively, and perform a joint fit of $R^u(t_{sink}, t)$ and $R^d(t_{sink}, t)$ at all t_{sink} simultaneously using the above formula. The parameter ΔM_1 is common for $R^u(t, t_s)$ and $R^d(t, t_s)$. Thus there are 7 parameters to be determined in the fit: $g_S^u, g_S^d, C_1^u, C_1^d, C_2^u, C_2^d, C_3^u, C_3^d$ and ΔM . The isovector scalar charge is then given by $g_S^{u-d} = g_S^u - g_S^d$.

The data points with t close to the sink or source suffer large excited-state contamination. Those data points should not be included in the fits. In our fits, three points at the source and sink ends were dropped for the ensembles 24I, 32I, 32ID, and 48I, while four points were dropped for the ensemble 32Ifine. This guarantees that the distance between the inserted current and the sink/source is larger than 0.25 fm, and also that the χ^2 values of all fits are in reasonable range.

In order to check the contributions from the higher excited states, we performed three-state fit which retains three states in the spectral decomposition. The ratio of the three-point function to the two-point function takes the form

$$R(t_{sink}, t) = g_S + C_1 e^{-\Delta M_1 t_{sink}} + C_2 e^{-\Delta M_1 (t_{sink} - t)} + C_3 e^{-\Delta M_1 t} + C_4 e^{-\Delta M_2 t_{sink}} + C_5 e^{-\Delta M_2 (t_{sink} - t)} + C_6 e^{-\Delta M_2 t}, \quad (6)$$

where ΔM_2 is the mass difference between the second excited state and the ground state. Like the two-state fit case, we perform a joint fit of $R^u(t_{sink}, t)$ and $R^d(t_{sink}, t)$ at all t_{sink} simultaneously, keeping the parameters ΔM_1 and ΔM_2 common for $R^u(t_{sink}, t)$ and $R^d(t_{sink}, t)$.

Comparing the results of the two- and three-state fits, we found discrepancy in ensembles 24I and 48I. Note that for these two ensembles the smallest value of t_{sink} is ~ 0.88 fm, which is rather small and may suffer from large excited-states contamination. We drop the data points with the smallest value of t_{sink} and redo the two-state fit for all ensembles. In Fig. 2, we compare the results of the three types of fit: 1) two-state fit with all data points, labeled as “2state-fit-1” in the figure and the following text; 2) two-state fit excluding the data points with the smallest t_{sink} , labeled as “2state-fit-2”; 3) three-state fit with all data points, labeled as “3state-fit”. One can see that the results of the three types of fits agree with each other very well for the ensembles 32I, 32ID and 32Ifine, while for the ensembles 24I and 48I, “2state-fit-2” agrees better with “3state-fit” than the “2state-fit-1” does. Therefore, we take the results of “2state-fit-2” for the ensembles 24I and 48I and “2state-fit-1” results for the ensembles 32I, 32ID and 32Ifine as our two-state fit results. The difference between the two-state fit and the three-state fit results will be taken as an estimation of the systematic uncertainty due to excited-states contamination. The two- and three-state fit results of unrenormalized g_S^{u-d} for all ensembles are collected in Table II.

Fig. 3 presents $R^u(t_{sink}, t)$ and $R^d(t_{sink}, t)$ as a function of the insertion time t . The data points with different source-sink separation t_{sink} are shown in different colors as indicated in the legend of each plot and the curved bands represent the fit to Eq. (5). The constant gray bands show the values of unrenormalized g_S^u and g_S^d . The width of the bands indicates one-sigma statistical uncertainty. For each ensemble we present one valence pion mass m_π^{val} as a representative case. Fig. 4 is the same as Fig. 3 except that the data points are fitted to the three-state fit formula Eq. (6).

IV. RENORMALIZATION

We use the regularization independent momentum subtraction (RI/MOM) scheme [31, 32] under the Landau gauge to renormalize the scalar quark bi-linear operator. The quark self energy is defined through the axial vector normalization constant Z_A following the definition of the RI/MOM scheme [32]. Thanks to the statistical enhancement of using the volume source propagator [33], the statistical uncertainty at a given RI/MOM scale p^2 can be smaller than 0.1% and the major uncertainty of the Z_S comes from the systematic one of the estimated 4-loop effect in the perturbative

Ensemble ID	m_π^{sea} (MeV)	m_π^{val} (MeV)	g_S^{u-d} (2-state fit)	g_S^{u-d} (3-state fit)
32Ifine	371	344	0.84(0.06)	0.86(0.27)
		383	0.87(0.04)	0.88(0.18)
		420	0.92(0.04)	0.93(0.21)
32I	302	295	0.94(0.15)	0.93(0.21)
		316	0.91(0.10)	0.90(0.11)
		353	0.90(0.06)	0.91(0.08)
		410	0.94(0.04)	0.95(0.04)
24I	337	282	0.48(0.19)	0.47(0.21)
		321	0.54(0.09)	0.53(0.15)
		348	0.59(0.07)	0.58(0.12)
		389	0.67(0.05)	0.63(0.08)
48I	139	149	0.82(0.30)	1.16(0.56)
		181	0.73(0.13)	0.78(0.20)
		207	0.71(0.08)	0.73(0.07)
		267	0.91(0.15)	1.12(0.30)
		331	0.93(0.08)	1.14(0.30)
		372	0.97(0.08)	0.96(0.16)
32ID	171	174	0.69(0.08)	0.79(0.99)
		233	0.73(0.04)	0.76(0.13)
		262	0.76(0.03)	0.76(0.06)
		288	0.79(0.02)	0.77(0.04)
		327	0.82(0.02)	0.80(0.05)

TABLE II: The values of unrenormalized g_S^{u-d} from two- and three-state fits.

	32Ifine	32I	24I	48I	32ID
Z_S	0.951(2)(14)	1.018(1)(15)	1.117(1)(16)	1.135(1)(16)	1.236(1)(20)

TABLE III: The renormalization factor for all ensembles

matching between RI/MOM and $\overline{\text{MS}}$ scheme, and also the value of Λ_{QCD} , scale running, lattice spacing, and also fit range. The overall uncertainty on most of the ensembles is about 1.5% [34], but it is slightly larger on the 32ID ensemble since the minimum p^2 we used is smaller and then matching uncertainty is larger. Our results of the scalar current renormalization constants are listed in Table III, with two uncertainties from the statistics and systematics.

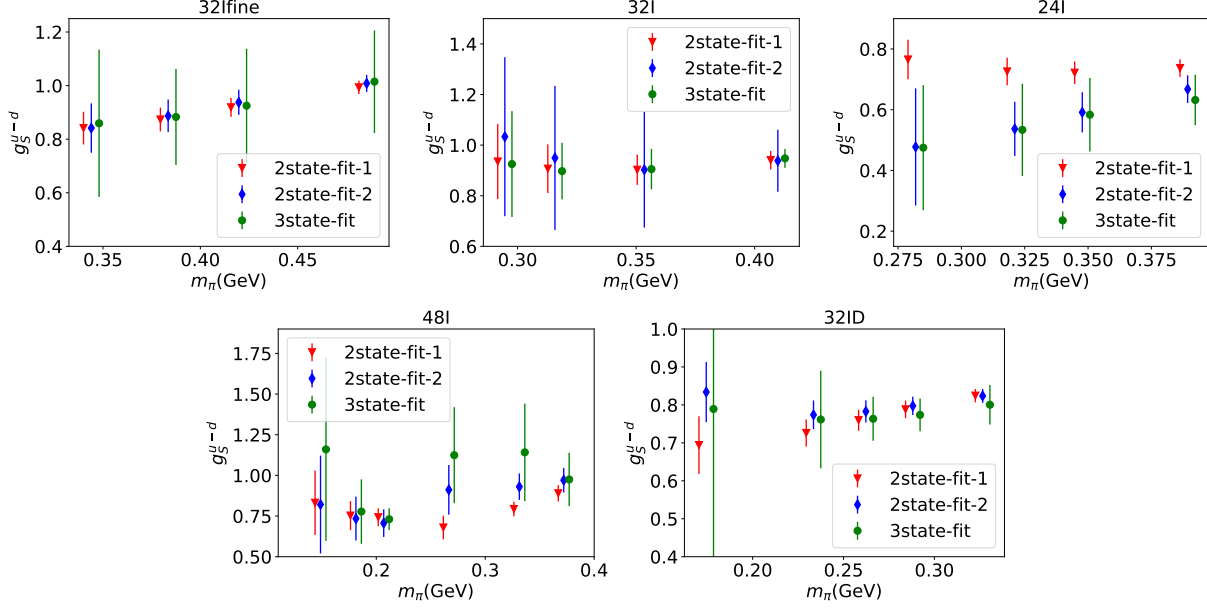


FIG. 2: Comparing g_S values from two-state fits and three-state fits.

V. RESULTS

The renormalized values of g_S^{u-d} extracted from the two(three)-state fit for all ensembles are shown in the left(right) panel of Fig. 5 as a function of valence pion mass. In order to obtain the result at the physical point, we perform a joint fit of all data points to the following form,

$$g_S^{u-d}(m_{\pi, val}^2, m_{\pi, sea}^2, a, L) = C_0 + C_1 m_{\pi, val}^2 + C_2 m_{\pi, sea}^2 + C_3 a^2 + C_4 e^{-m_{\pi, val} L}. \quad (7)$$

Notice that the gauge action of the ensemble 32ID is different from that of the other ensembles; the coefficient of the a^2 term for 32ID should not be the same with the others. We denote it by C'_3 . The fitted parameters and the value of $\chi^2/\text{d.o.f.}$ are listed in Table IV. In Fig. 5, the curved bands show the fit to Eq. 7 and the black diamond indicates the value of g_S^{u-d} extrapolated to the physical pion mass, continuum limit and infinite volume limit. The extrapolated value at the physical point is 0.94 ± 0.10 for the two-state fit case and 1.0 ± 0.3 for the three-state fit case. We take the result of two-state fit as our final result and the difference between the central values of two- and three-state fits as an estimation of the systematic uncertainty due to the excited-states contamination. We performed the extrapolation with different formulas by adding a log term $m_\pi^2 \log m_\pi^2$ and using a different volume dependent term $\frac{m_\pi^2}{\sqrt{m_\pi L}} e^{-m_\pi L}$, and the extrapolated results did not change. Therefore, we deem negligible the systematics arising in the extrapolation. Another source of systematics comes from the uncertainties of the renormalization factors, which

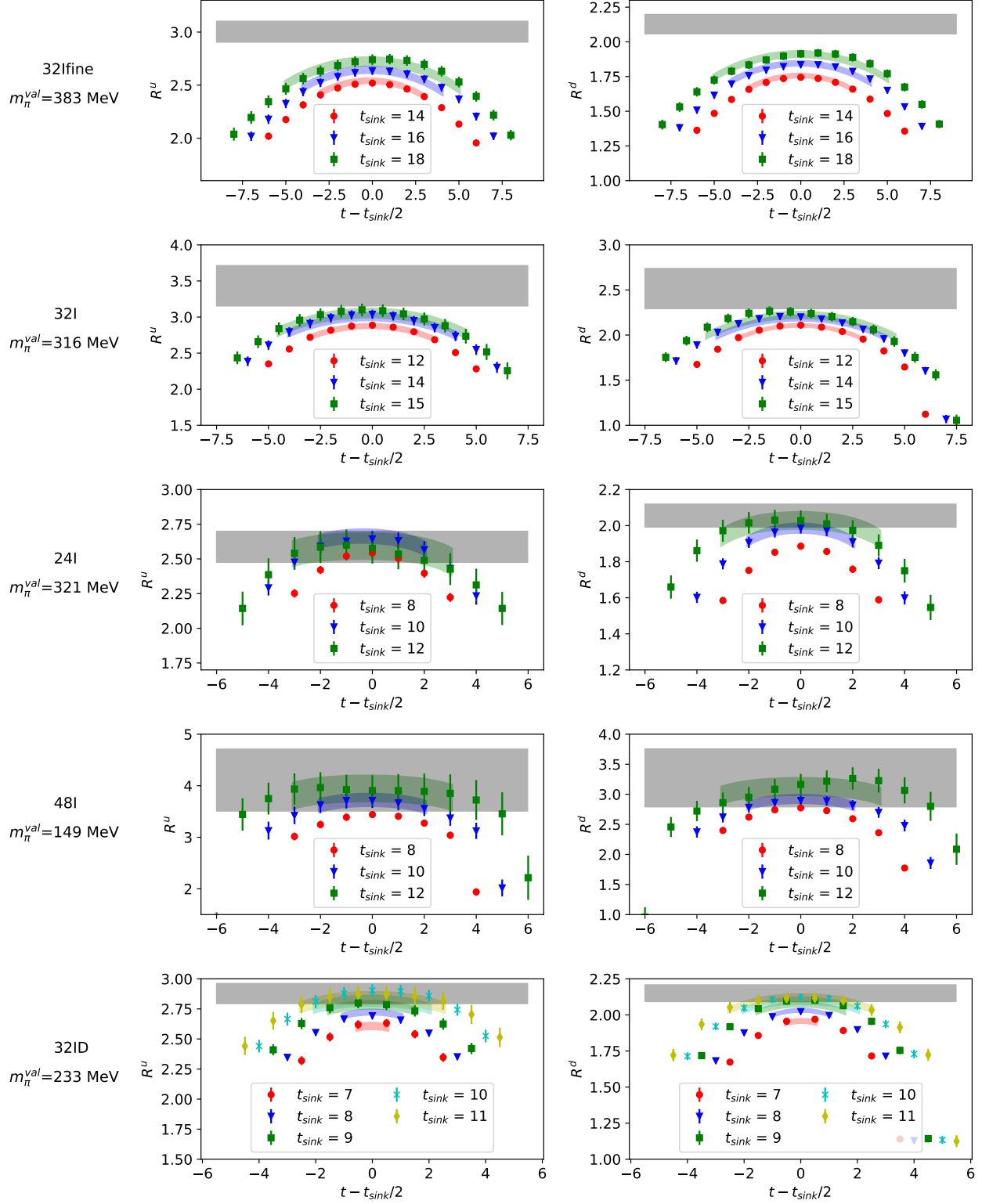


FIG. 3: $R^d(t_{\text{sink}}, t)$ and $R^u(t_{\text{sink}}, t)$ as a function of the inserted time t for the five ensembles with the valence pion mass m_π^{val} as shown. The data points with different source-sink separation t_{sink} are shown in different colors, and the curved bands show the fit to the two-state fit formula Eq. (5). The constant gray bands show the values of unrenormalized g_S^u and g_S^d . The band width indicates one sigma statistical uncertainty. Note that the data points with the smallest t_{sink} value (the red points) are not used in the fit for the ensembles 24l and 48l.

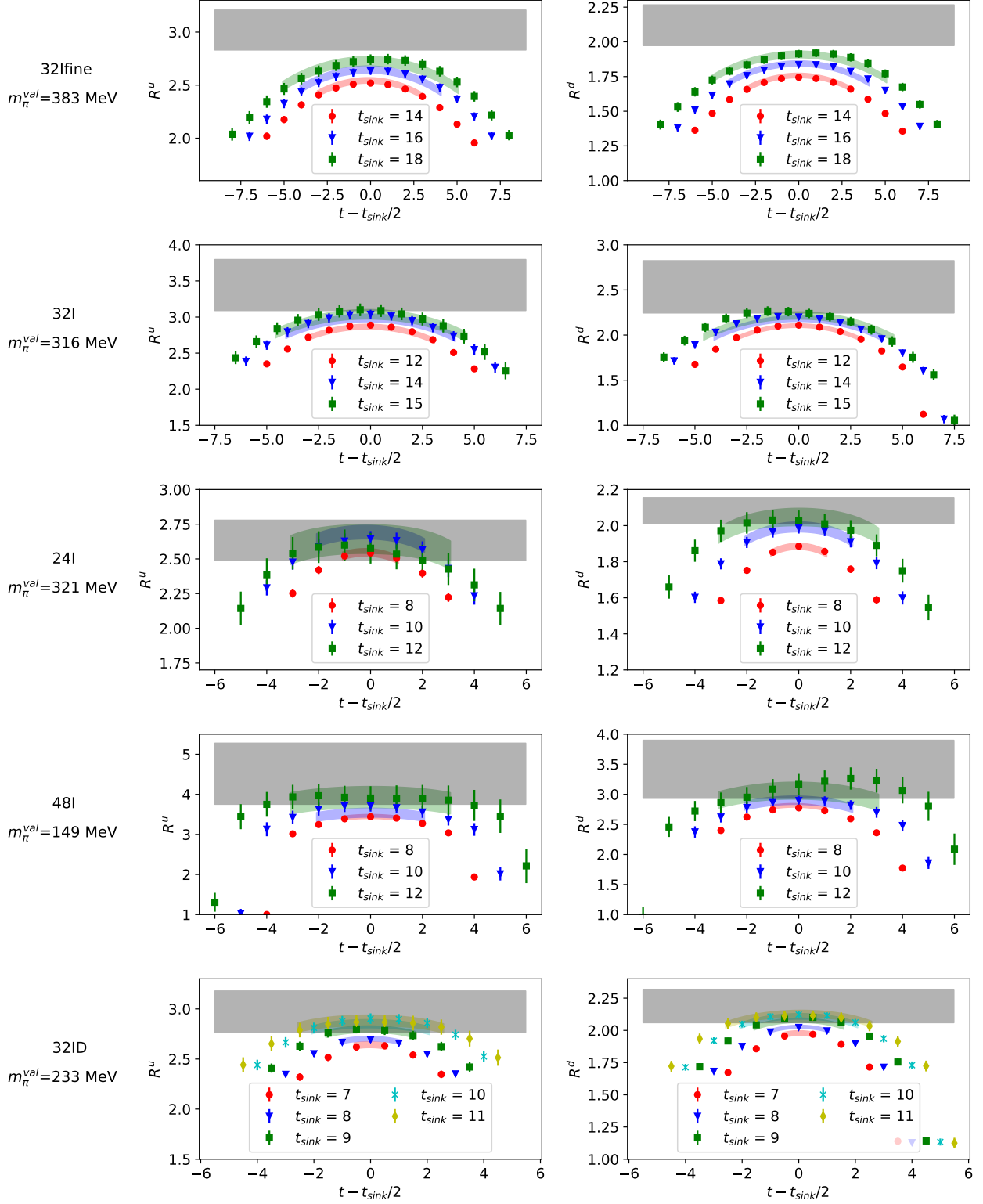


FIG. 4: $R^d(t_{\text{sink}}, t)$ and $R^u(t_{\text{sink}}, t)$ as a function of the inserted time t for the five ensembles with the valence pion mass m_{π}^{val} as shown. The data points with different source-sink separation t_{sink} are shown in different colors, and the curved bands show the fit to the three-state fit formula Eq. (6). The constant gray bands show the values of unrenormalized g_S^u and g_S^d . The band width indicates one sigma statistical uncertainty.

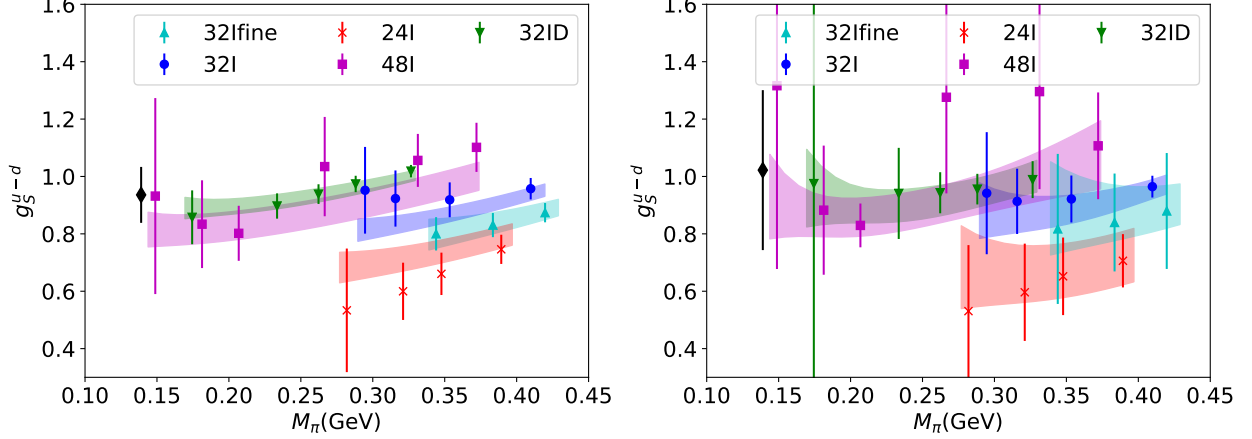


FIG. 5: g_S^{u-d} as a function of valence pion mass. The left(right) panel shows the values of g_S^{u-d} extracted from the two(three)-state fits. The curved bands show the joint fit of all data points to the formula in Eq. (7). The width of the bands indicates one-sigma statistical error. The black diamond is the extrapolated value of g_S^{u-d} at the physical pion mass, continuum limit and infinite volume.

	C_0	C_1	C_2	C_3	C'_3	C_4	$\chi^2/\text{d.o.f.}$
two-state fit	0.95(0.11)	1.8(0.3)	-2.7(0.7)	-12(6)	-3(4)	2(2)	0.68
three-state fit	1.06(0.29)	2.5(1.6)	-4.7(2.1)	-19(17)	-10(10)	8(10)	0.19

TABLE IV: Results of fitting the g_S^{u-d} values extracted from the two- and three-state fits to the formula in Eq. (7) .

are $\sim 1.5\%$ as shown in Table III. This systematic error is estimated by 1.5% of the central value of g_S^{u-d} and is added quadratically to the systematic error due to the excited-states contamination to obtain the total systematic error. Our final result of the isovector scalar charge is

$$g_S^{u-d} = 0.94(10)_{\text{stat}}(6)_{\text{sys}} \quad (8)$$

where the first error is the statistical error and the second error is the systematic error.

In Fig. 6, we compare our result with a number of other lattice calculations: ETMC'20 [35], Mainz'19 [36], JLQCD'18 [37], PNDEM'18 [38], RQCD'14 [39] and LHPC'12 [40]. ETMC'20 [35] presented the results from a $N_f = 2+1+1$ twisted mass ensemble with physical pion mass and lattice spacing $a \sim 0.08$ fm. Mainz'19 [36] computed the isovector scalar charge on a set of $N_f = 2 + 1$ ensembles with improved Wilson fermions, covering four values of lattice spacing and pion mass range 200 - 350 MeV. The chiral, continuum and finite-size extrapolations have been performed. JLQCD'18 [37] performed the calculations using dynamical overlap fermions with four pion masses in the range 290 - 540 MeV and a single lattice spacing $a \sim 0.11$ fm. The PNDME'18 [38] results

were obtained from mixed-action calculations using clover valence action on HISQ ensembles at four lattice spacings and three pion masses in the range 135–320 MeV. RQCD’14 [39] obtained the results from $N_f = 2$ clover ensembles at three lattice spacings and several pion masses with the lowest value at 150 MeV. LHPC’12 has analyzed a number of Wilson clover and Domain-wall ensembles as well as a mixed-action scheme which uses a Domain-wall action on staggered sea quarks. We only compare the latest results from the same group. The previous work from the ETMC [41] and the PNDME collaboration [42, 43] are not included in the comparison.

As shown in Refs. [13, 44], there is no mixing from the glue and quark disconnected insertions to the connected insertions. Thus, it is meaningful to define u and d contributions separately in the connected insertions. Such separation can be compared to those from the DIS and Drell-Yan experiments for $\langle x \rangle$ and g_A for example, when such separation is accommodated in the global analysis of the parton distribution functions [44]. Here we present the extrapolated values of the scalar charges for u and d from the connected insertions:

$$g_S^u(\text{CI}) = 4.04(19)_{\text{stat}}(13)_{\text{sys}}, \quad g_S^d(\text{CI}) = 3.11(14)_{\text{stat}}(5)_{\text{sys}}, \quad (9)$$

where the systematic errors are estimated by the same method as for g_S^{u-d} . By the same token, the isoscalar matrix element for the connected insertion in the $\overline{\text{MS}}$ scheme at 2 GeV is

$$g_S^{u+d}(\text{CI}) = g_S^u(\text{CI}) + g_S^d(\text{CI}) = 7.18(32)_{\text{stat}}(11)_{\text{sys}}. \quad (10)$$

VI. SUMMARY

We have presented the result of the nucleon scalar charge from a lattice calculation using overlap fermions on domain-wall configurations. The calculation is performed on five ensembles with various values of the pion mass, lattice spacing and volume, covering the pion mass from the physical value to 371 MeV and lattice spacing from 0.06 fm to 0.14 fm. Using the multi-mass algorithm for overlap fermions, 3–6 valence quark masses are obtained for each ensemble. Extrapolation to the physical point is obtained by fitting all the data points to a formula originated from the partially quenched chiral perturbation theory. To control the excited-state contaminations, the correlation functions are computed at several values of source-sink time separation that are around or larger than 1fm. We performed two- and three-state fits, and the results generally agree with each other within the statistical error. The difference between them are taken as a systematic error due to the excited-state contamination. Our final result of the nucleon isovector scalar charge is $g_S^{u-d} = 0.94(10)_{\text{stat}}(6)_{\text{sys}}$ in the $\overline{\text{MS}}$ scheme at 2 GeV.

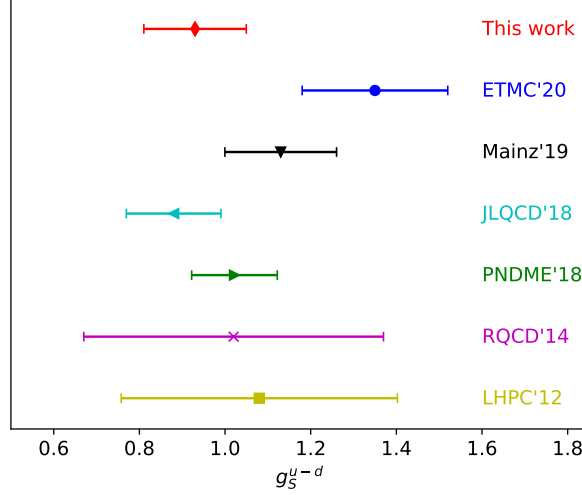


FIG. 6: Comparison of our result (red diamond) for g_S^{u-d} with a number of other lattice QCD calculations: Mainz'19 [36], JLQCD'18 [37], PNDME'18 [38], ETMC'20 [35], ETMC'17 [41], RQCD'14 [39] and LHPC'12 [40]. The error bars are the statistical and systematic errors added quadratically.

Acknowledgements

We thank RBC/UKQCD Collaboration for sharing their domain-wall gauge configurations with us. LL thanks the support from the Strategic Priority Research Program of Chinese Academy of Sciences, Grant No. XDB34030301 and the CAS Interdisciplinary Innovation Team program. This work is partially support by the U.S. DOE grant DE-SC0013065 and DOE Grant No. DE-AC05-06OR23177 which is within the framework of the TMD Topical Collaboration. This research used resources of the Oak Ridge Leadership Computing Facility at the Oak Ridge National Laboratory, which is supported by the Office of Science of the U.S. Department of Energy under Contract No. DE-AC05-00OR22725. This work used Stampede time under the Extreme Science and Engineering Discovery Environment (XSEDE), which is supported by National Science Foundation Grant No. ACI-1053575. We also thank the National Energy Research Scientific Computing Center (NERSC) for providing HPC resources that have contributed to the research results reported within this paper. We acknowledge the facilities of the USQCD Collaboration used for this research in part,

which are funded by the Office of Science of the U.S. Department of Energy.

-
- [1] T. Bhattacharya, V. Cirigliano, S. D. Cohen, A. Filipuzzi, M. Gonzalez-Alonso, M. L. Graesser, R. Gupta, and H.-W. Lin, Phys. Rev. D **85**, 054512 (2012), 1110.6448.
 - [2] A. Bottino, F. Donato, N. Fornengo, and S. Scopel, Astropart. Phys. **13**, 215 (2000), hep-ph/9909228.
 - [3] A. Bottino, F. Donato, N. Fornengo, and S. Scopel, Phys. Rev. D **78**, 083520 (2008), 0806.4099.
 - [4] J. R. Ellis, K. A. Olive, and C. Savage, Phys. Rev. D **77**, 065026 (2008), 0801.3656.
 - [5] J. Giedt, A. W. Thomas, and R. D. Young, Phys. Rev. Lett. **103**, 201802 (2009), 0907.4177.
 - [6] W. S. Wilburn et al., Rev. Mex. Fis. **Suppl.** **55**, 119 (2009).
 - [7] D. Pocanic et al. (Nab), Nucl. Instrum. Meth. A **611**, 211 (2009), 0810.0251.
 - [8] I. Bischer and W. Rodejohann, Phys. Rev. D **99**, 036006 (2019), 1810.02220.
 - [9] D. Akimov et al. (COHERENT), Science **357**, 1123 (2017), 1708.01294.
 - [10] J. R. Alonso and K. Nakamura (2017), 1710.09325.
 - [11] D. S. Akerib et al. (LZ) (2015), 1509.02910.
 - [12] A. G. Beda, V. B. Brudanin, V. G. Egorov, D. V. Medvedev, V. S. Pogosov, M. V. Shirchenko, and A. S. Starostin, Adv. High Energy Phys. **2012**, 350150 (2012).
 - [13] J. Liang, Y.-B. Yang, T. Draper, M. Gong, and K.-F. Liu, Phys. Rev. D **98**, 074505 (2018), 1806.08366.
 - [14] J. Liang, Y.-B. Yang, K.-F. Liu, A. Alexandru, T. Draper, and R. S. Sufian, Phys. Rev. D **96**, 034519 (2017), 1612.04388.
 - [15] D. Horkel, Y. Bi, M. Constantinou, T. Draper, J. Liang, K.-F. Liu, Z. Liu, and Y.-B. Yang (χ QCD), Phys. Rev. D **101**, 094501 (2020), 2002.06699.
 - [16] Y. Aoki et al. (RBC, UKQCD), Phys. Rev. **D83**, 074508 (2011), 1011.0892.
 - [17] R. Arthur et al. (RBC, UKQCD), Phys. Rev. **D87**, 094514 (2013), 1208.4412.
 - [18] T. Blum et al. (RBC, UKQCD), Phys. Rev. **D93**, 074505 (2016), 1411.7017.
 - [19] P. M. Vranas, Phys. Rev. D **74**, 034512 (2006), hep-lat/0606014.
 - [20] H. Fukaya, S. Hashimoto, K.-I. Ishikawa, T. Kaneko, H. Matsufuru, T. Onogi, and N. Yamada (JLQCD), Phys. Rev. D **74**, 094505 (2006), hep-lat/0607020.
 - [21] D. Renfrew, T. Blum, N. Christ, R. Mawhinney, and P. Vranas, PoS **LATTICE2008**, 048 (2008), 0902.2587.
 - [22] Y. Iwasaki (1983), 1111.7054.
 - [23] H. Neuberger, Phys. Lett. **B417**, 141 (1998), hep-lat/9707022.
 - [24] T.-W. Chiu, Phys. Rev. D **60**, 034503 (1999), hep-lat/9810052.
 - [25] K.-F. Liu, Int. J. Mod. Phys. A **20**, 7241 (2005), hep-lat/0206002.
 - [26] T.-W. Chiu and S. V. Zenkin, Phys. Rev. **D59**, 074501 (1999), hep-lat/9806019.
 - [27] S.-J. Dong and K.-F. Liu, Phys. Lett. B **328**, 130 (1994), hep-lat/9308015.

- [28] A. Li et al. (xQCD), Phys. Rev. D **82**, 114501 (2010), 1005.5424.
- [29] Y.-B. Yang, A. Alexandru, T. Draper, M. Gong, and K.-F. Liu, Phys. Rev. D **93**, 034503 (2016), 1509.04616.
- [30] H.-P. Ying, S.-J. Dong, and K.-F. Liu, Nucl. Phys. B Proc. Suppl. **53**, 993 (1997), hep-lat/9611009.
- [31] G. Martinelli, C. Pittori, C. T. Sachrajda, M. Testa, and A. Vladikas, Nucl. Phys. **B445**, 81 (1995), hep-lat/9411010.
- [32] Y. Bi, H. Cai, Y. Chen, M. Gong, K.-F. Liu, Z. Liu, and Y.-B. Yang, Phys. Rev. D **97**, 094501 (2018), 1710.08678.
- [33] J.-W. Chen, T. Ishikawa, L. Jin, H.-W. Lin, Y.-B. Yang, J.-H. Zhang, and Y. Zhao, Phys. Rev. **D97**, 014505 (2018), 1706.01295.
- [34] J. Liang, A. Alexandru, Y.-J. Bi, T. Draper, K.-F. Liu, and Y.-B. Yang (2021), 2102.05380.
- [35] C. Alexandrou, S. Bacchio, M. Constantinou, J. Finkenrath, K. Hadjiyiannakou, K. Jansen, G. Koutsou, and A. Vaquero Aviles-Casco, Phys. Rev. D **102**, 054517 (2020), 1909.00485.
- [36] T. Harris, G. von Hippel, P. Junnarkar, H. B. Meyer, K. Ottnad, J. Wilhelm, H. Wittig, and L. Wrang, Phys. Rev. D **100**, 034513 (2019), 1905.01291.
- [37] N. Yamanaka, S. Hashimoto, T. Kaneko, and H. Ohki (JLQCD), Phys. Rev. D **98**, 054516 (2018), 1805.10507.
- [38] R. Gupta, Y.-C. Jang, B. Yoon, H.-W. Lin, V. Cirigliano, and T. Bhattacharya, Phys. Rev. D **98**, 034503 (2018), 1806.09006.
- [39] G. S. Bali, S. Collins, B. Glässle, M. Göckeler, J. Najjar, R. H. Rödl, A. Schäfer, R. W. Schiel, W. Söldner, and A. Sternbeck, Phys. Rev. D **91**, 054501 (2015), 1412.7336.
- [40] J. R. Green, J. W. Negele, A. V. Pochinsky, S. N. Syritsyn, M. Engelhardt, and S. Krieg, Phys. Rev. D **86**, 114509 (2012), 1206.4527.
- [41] C. Alexandrou et al., Phys. Rev. D **95**, 114514 (2017), [Erratum: Phys.Rev.D 96, 099906 (2017)], 1703.08788.
- [42] T. Bhattacharya, V. Cirigliano, S. Cohen, R. Gupta, H.-W. Lin, and B. Yoon, Phys. Rev. D **94**, 054508 (2016), 1606.07049.
- [43] T. Bhattacharya, S. D. Cohen, R. Gupta, A. Joseph, H.-W. Lin, and B. Yoon, Phys. Rev. D **89**, 094502 (2014), 1306.5435.
- [44] K.-F. Liu, Phys. Rev. D **102**, 074502 (2020), 2007.15075.