

# EVENTUALLY, GEOMETRIC $(n_k)$ CONFIGURATIONS EXIST FOR ALL $n$

LEAH WRENN BERMAN, GÁBOR GÉVAY, AND TOMAŽ PISANSKI

ABSTRACT. In a series of papers and in his 2009 book on configurations Branko Grünbaum described a sequence of operations to produce new  $(n_4)$  configurations from various input configurations. These operations were later called the “Grünbaum Incidence Calculus”. We generalize two of these operations to produce operations on arbitrary  $(n_k)$  configurations. Using them, we show that for any  $k$  there exists an integer  $N_k$  such that for any  $n \geq N_k$  there exists a geometric  $(n_k)$  configuration. We use empirical results for  $k = 2, 3, 4$ , and some more detailed analysis to improve the upper bound for larger values of  $k$ .

**Keywords:** axial affinity, geometric configuration, Grünbaum calculus

**MSC (2020):** 51A45, 51A20, 05B30, 51E30

IN MEMORY OF BRANKO GRÜNBAUM

## 1. INTRODUCTION

In a series of papers and in his 2009 book on configurations [11], Branko Grünbaum described a sequence of operations to produce new  $(n_4)$  configurations from various input configurations. These operations were later called the “Grünbaum Incidence Calculus” [13, Section 6.5]. Some of the operations described by Grünbaum are specific to producing 3- or 4-configurations. Other operations can be generalized in a straightforward way to produce  $(n_k)$  configurations from either smaller  $(m_k)$  configurations with certain properties, or from  $(m_{k-1})$  configurations. Let  $N_k$  be the smallest number such that for any  $n, n \geq N_k$  there exists a geometric  $(n_k)$  configuration. For  $k = 2$  and  $k = 3$ , the exact value of  $N_k$  is known, and for  $k = 4$  it is known that  $N_4 = 20$  or  $24$ . We generalize two of the Grünbaum Calculus operations in order to prove that for any integer  $k$  there exists an integer  $N_k$  and we give bounds on  $N_k$  for  $k \geq 5$ .

The existence of geometric 2-configurations is easily established. The only (connected) combinatorial configuration  $(n_2)$  is an  $n$ -lateral. For each  $n, n \geq 3$ , an  $n$ -lateral can be realized as a geometric multilateral (for the definition of a *multilateral*, see [11]). As a specific example, an  $(n_2)$  configuration can be realized as a regular  $n$ -gon with sides that are extended to lines. (For larger values of  $n$  it can also be realized as an  $n$ -gonal star-polygon, but the underlying combinatorial structure is the same.) Hence:

**Proposition 1.** *A geometric  $(n_2)$  configuration exists if and only if  $n \geq 3$ . In other words,  $N_2 = 3$ .*

---

*Date:* April 2, 2021.

For 3-configurations,  $N_3$  is known to be 9 (see [11, Section 2.1]); for example, Branko Grünbaum provides a proof (following that of Schröter from 1888, see the discussion in [11, p. 65]) that the cyclic combinatorial configuration  $\mathcal{C}_3(n)$ , which has starting block  $[0, 1, 3]$ , can always be realized with straight lines for any  $n \geq 9$ . That is:

**Proposition 2.** *A geometric  $(n_3)$  configuration exists if and only if  $n \geq 9$ . In other words,  $N_3 = 9$ .*

Note that there exist two combinatorial 3-configurations, namely  $(7_3)$  and  $(8_3)$ , that do not admit a geometric realization.

For  $k = 4$ , the problem of parameters for the existence of 4-configurations is much more complex, and the best bound  $N_4$  is still not known. For a number of years, the smallest known 4-configuration was the  $(21_4)$  configuration which had been studied combinatorially by Klein and others, and whose geometric realization, first shown in 1990 [12], initiated the modern study of configurations. In that paper, the authors conjectured that this was the smallest  $(n_4)$  configuration. In a series of papers [6, 7, 8, 9] (summarized in [11, Sections 3.1-3.4]), Grünbaum showed that  $N_4$  was finite and less than 43. In 2008, Grünbaum found a geometrically realizable  $(20_4)$  configuration [10]. In 2013, Jürgen Bokowski and Lars Schewe [3] showed that geometric  $(n_4)$  configurations exist for all  $n \geq 18$  except possibly  $n = 19, 22, 23, 26, 37, 43$ . Subsequently, Bokowski and Pilaud [1] showed that there is no geometrically realizable  $(19_4)$  configuration, and they found examples of realizable  $(37_4)$  and  $(43_4)$  configurations [2]. In 2018, Michael Cuntz [5] found realizations of  $(22_4)$  and  $(26_4)$  configurations. However, the question of whether a geometric  $(23_4)$  geometric configuration exists is currently still open.

In this paper,  $\bar{N}_k$  will denote any known upper bound for  $N_k$  and  $N_k^R$  will denote currently best upper bound for  $N_k$ .

Summarizing the above results, we conclude:

**Proposition 3.** *A geometric  $(n_4)$  configuration exists for  $n = 18, 20, 21, 22$  and  $n \geq 24$ . Moreover, either  $N_4 = 20$  or  $N_4 = 24$  (depending on whether or not a  $(23_4)$  configuration exists). In other words,  $N_4^R = 24$ .*

The main result of the paper is the following result.

**Theorem 4.** *For each integer  $k \geq 2$  the numbers  $N_k$  exist.*

To simplify subsequent discussions, we introduce the notion of *configuration-realizability*, abbreviated as *realizability*, of numbers. A number  $n$  is *k-realizable* if and only if there exists a geometric  $(n_k)$  configuration. We may rephrase Proposition 3 by stating that the numbers  $n = 18, 20, 21, 22$  and  $n \geq 24$  are 4-realizable. Also note that the number 9 is 2- and 3-realizable but not *k-realizable* for any  $k \geq 4$ .

## 2. GENERALIZING TWO CONSTRUCTIONS FROM THE GRÜNBAUM INCIDENCE CALCULUS

In this section, we generalize two constructions of the Grünbaum Incidence Calculus which we will use to prove the existence of  $N_k$  for any  $k$ . As input to examples of these constructions,

we often will use the standard geometric realization of the  $(9_3)$  Pappus configuration  $\mathcal{P}$ , shown in Figure 1.

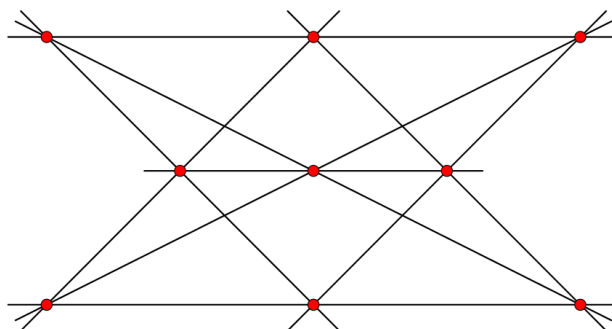


FIGURE 1. The standard geometric realization of the  $(9_3)$  Pappus configuration  $\mathcal{P}$ .

The first, which we call *affine replication* and denote  $\text{AR}(m, k)$ , generalizes Grünbaum's **(5m)** construction; it takes as input an  $(m_{k-1})$  configuration and produces a  $((k+1)m_k)$  configuration with a pencil of  $m$  parallel lines.

The second, which we call *affine switch*, is analogous to Grünbaum's **(3m+)** construction. It takes as input a single  $(m_k)$  configuration with a set of  $p$  parallel lines in one direction and a set of  $q$  parallel lines in a second direction which are disjoint (in terms of configuration points) from the pencil of  $p$  lines, and it produces a configuration  $((k-1)m+r)_k$  for any  $r$  with  $1 \leq r \leq p+q$ . Applying a series of affine switches to a single starting  $(m_k)$  configuration with a pencil of  $q$  parallel lines produces a consecutive sequence (or "band") of configurations

$$((k-1)m+1)_k, \dots, ((k-1)m+q)_k$$

which we will refer to as  $\text{AS}+(m, k, q)$ .

**2.1. Affine Replication.** Starting from an  $(m_{k-1})$  configuration  $\mathcal{C}$  we construct a new configuration  $\mathcal{D}$  which is a  $((k+1)m_k)$  configuration. A sketch of the construction is that  $k-1$  affine images of  $\mathcal{C}$  are carefully constructed so that each point  $P$  of  $\mathcal{C}$  is collinear with the  $k-1$  images of  $P$ , and each line of  $\mathcal{C}$  and its images are concurrent at a single point. Then  $\mathcal{D}$  consists of the the points and lines of  $\mathcal{C}$  and its images, the new lines corresponding to the collinearities from each point  $P$ , and the new points of concurrence corresponding to the lines of  $\mathcal{C}$  and their images.

The details of the construction are as follows:

- (1) Let  $A$  be a line that (i) does not pass through the intersection of two lines of  $\mathcal{C}$ , whether or not that intersection point is a point of the configuration; (ii) is perpendicular to no line connecting any two points of  $\mathcal{C}$ , whether or not that line is a line of the configuration; (iii) intersects all lines of  $\mathcal{C}$ .
- (2) Let  $\alpha_1, \alpha_2, \dots, \alpha_{k-1}$  be pairwise different orthogonal axial affinities with axis  $A$ . Construct copies  $\mathcal{C}_1 = \alpha_1(\mathcal{C})$ ,  $\mathcal{C}_2 = \alpha_2(\mathcal{C})$ ,  $\dots$ ,  $\mathcal{C}_{k-1} = \alpha_{k-1}(\mathcal{C})$  of  $\mathcal{C} = \mathcal{C}_0$ .
- (3) Let  $\ell$  be any line of  $\mathcal{C}$ . Since  $A$  is the common axis of each  $\alpha_i$ , the point  $A \cap \ell$  is fixed by all these affinities. This means that the  $k$ -tuple of lines  $\ell, \alpha_1(\ell), \dots, \alpha_{k-1}(\ell)$  has a

common point of intersection lying on  $A$ . We denote this point by  $F_\ell$ . By condition (i) in (1), for different lines  $\ell, \ell' \in \mathcal{C}$  the points  $F_\ell, F_{\ell'}$  differ from each other; they also differ from each point of the configurations  $\mathcal{C}_i$  ( $i = 1, 2, \dots, k - 1$ ). We denote the set  $\{F_\ell : \ell \in \mathcal{C}\}$  of points lying on  $A$  by  $\mathcal{F}$ .

(4) Let  $P$  be any point of  $\mathcal{C}$ . Since the affinities  $\alpha_i$  are all orthogonal affinities (with the common axis  $A$ ), the  $k$ -tuple of points  $P, \alpha_1(P), \dots, \alpha_{k-1}(P)$  lies on a line perpendicular to  $A$  (and avoids  $A$ , by condition (i)). We denote this line by  $\ell_P$ . Clearly, we have altogether  $m$  such lines, one for each point of  $\mathcal{C}$ , with no two of them coinciding, by condition (ii). We denote this set  $\{\ell_P : P \in \mathcal{C}\}$  of lines by  $\mathcal{L}$ .

(5) Put  $\mathcal{D} = \mathcal{C}_0 \cup \mathcal{C}_1 \cup \dots \cup \mathcal{C}_{k-1} \cup \mathcal{F} \cup \mathcal{L}$ .

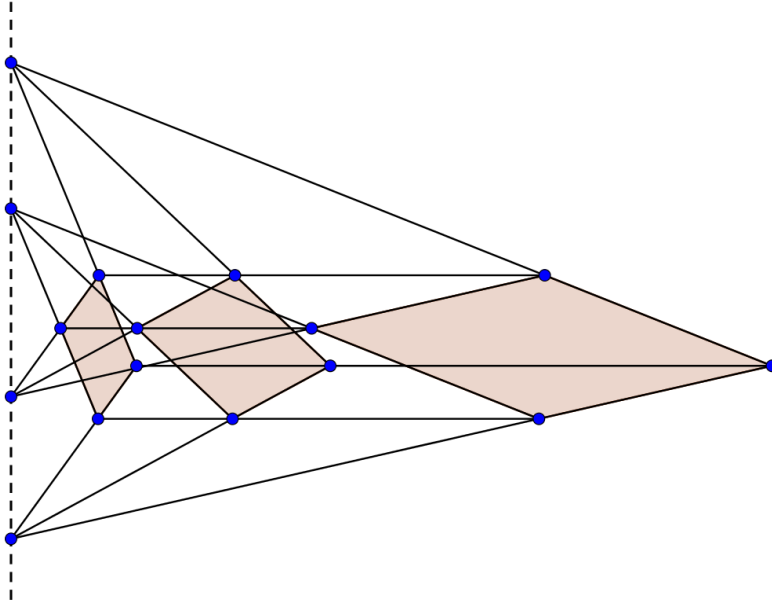


FIGURE 2. Affine replication  $\text{AR}(4, 3)$  applied to a quadrilateral, i.e. a  $(4_2)$  configuration; it results in a  $(16_3)$  configuration. The corresponding ordinary quadrangles are shaded (the starting, hence each of the three quadrangles are parallelograms). The axis  $A$  is shown by a dashed line.

The conditions of the construction imply that  $\mathcal{D}$  is a  $((k + 1)m_k)$  configuration. Moreover, by construction,  $\mathcal{D}$  has a pencil of  $m$  parallel lines. Figures 2 and 3 show two examples of affine replication, first starting with a  $(4_2)$  configuration to produce a  $(16_3)$  configuration, and then starting with the  $(9_3)$  Pappus configuration to produce a  $(45_4)$  configuration.

*Remark 1.* The orthogonal affinities used in the construction are just a particular case of the axial affinities called *strains* [4]; they can be replaced by other types of axial affinities, namely, by oblique affinities (each with the same (oblique) direction), and even, by *shears* (where the direction of affinity is parallel with the axis) [4], while suitably adjusting conditions (i–iii) in (1).

We may summarize the above discussion as follows:

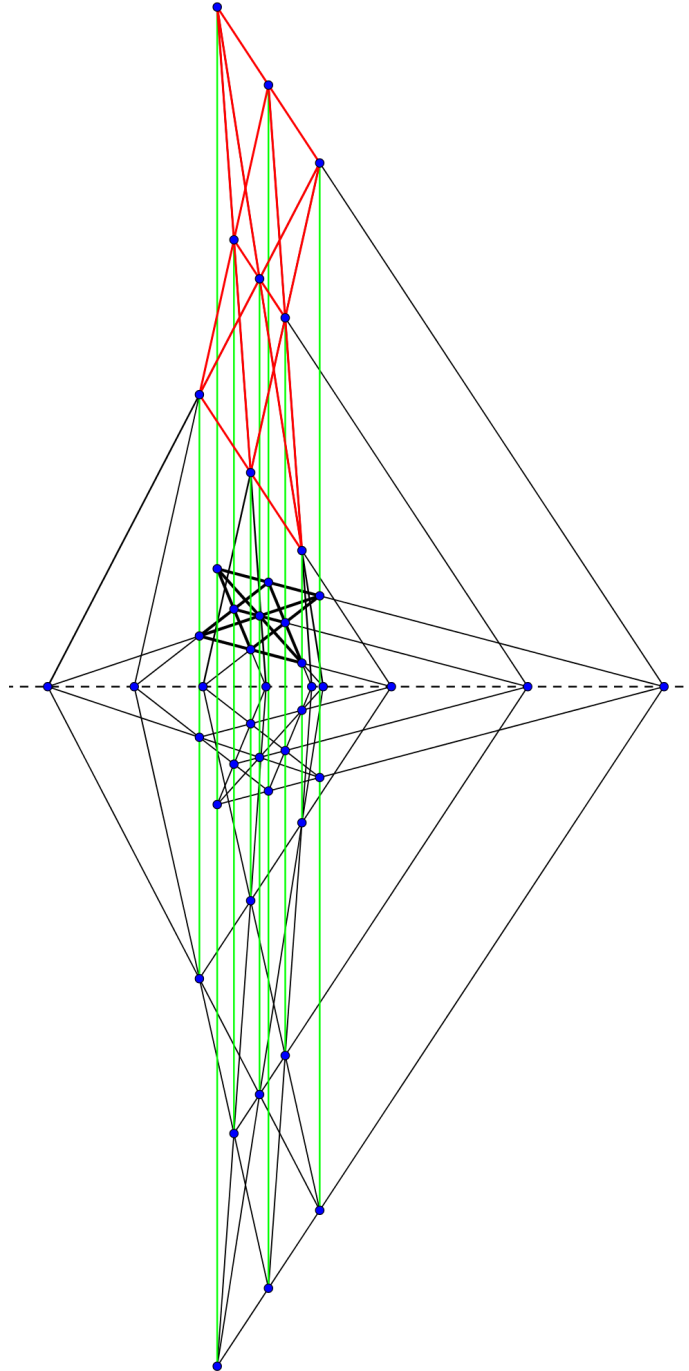


FIGURE 3. Affine replication  $AR(9, 4)$  applied to the  $(9_3)$  Pappus configuration, which yields a  $(45_4)$  configuration. The starting figure is indicated by thick segments, while the first image is highlighted by red segments. The axis  $A$  is shown by a dashed line. The construction is chosen so as to exemplify that ordinary mirror reflection can also be used. Note that the resulting configuration contains a pencil of 9 parallel lines arising from the construction, shown in green.

**Lemma 5.** *If affine replication  $\text{AR}(m, k)$  is applied to any  $(m_{k-1})$  configuration, the result is a  $((k+1)m)_k$  configuration with a pencil of  $m$  parallel lines.*

**2.2. Affine Switch.** In our description of this construction, we are inspired by Grünbaum [11, §3.3, pp. 177–180] but we have chosen a slightly different approach (in particular, we avoid using 3-space). At the same time, we generalize it from  $(m_4)$  to  $(m_k)$ .

A sketch of the construction is as follows: Suppose that  $\mathcal{C}$  is an  $(m_k)$  configuration that contains a pencil  $\mathcal{P}$  of  $p$  parallel lines in one direction, and a pencil  $\mathcal{Q}$  of  $q$  parallel lines in a second direction, where the two pencils share no common configuration points; we say that the pencils are *independent*. For each subpencil  $\mathcal{S}$  of  $\mathcal{P}$  and  $\mathcal{T}$  of  $\mathcal{Q}$  containing  $s$  parallel lines and  $t$  parallel lines respectively, with  $1 \leq s \leq p$  and  $0 \leq t \leq q$ , we form the subfiguration  $\hat{\mathcal{C}}$  by deleting  $\mathcal{S}$  and  $\mathcal{T}$  from  $\mathcal{C}$  (here we use the term *subfiguration* in the sense of Grünbaum [11]). We then carefully construct  $k-2$  affine images of  $\hat{\mathcal{C}}$  in such a way that for each (deleted) line  $\ell$  in  $\mathcal{S}$  and for each point  $P_1, P_2, \dots, P_k$  on  $\ell$ , the collection of lines through each  $P_i$  and its images all intersect in a single point  $Y_\ell$ , and simultaneously, for each line  $\ell'$  in  $\mathcal{T}$  and for each point  $Q_1, Q_2, \dots, Q_k$  on  $\ell'$ , the collection of lines through  $Q_i$  and its images all intersect in a single point  $X_{\ell'}$ . Let  $\mathcal{D}$  be the collection of all the undeleted points and lines of  $\hat{\mathcal{C}}$  and its affine images and for each of the deleted  $\ell$  and  $\ell'$ , the new lines through each point  $P_i$ ,  $Q_i$  and their images, the points  $Y_\ell$ , and the points  $X_{\ell'}$ ; then  $\mathcal{D}$  is a  $((k-1)m + s + t)_k$  configuration.

As a preparation, we need the following two propositions.

**Proposition 6.** *Let  $\alpha$  be a (non-homothetic) affine transformation that is given by a diagonal matrix with respect to the standard basis. Note that in this case  $\alpha$  can be written as a (commuting) product of two orthogonal affinities whose axes coincide with the  $x$ - and  $y$ -axis, respectively:*

$$\begin{pmatrix} a & 0 \\ 0 & b \end{pmatrix} = \begin{pmatrix} a & 0 \\ 0 & 1 \end{pmatrix} \begin{pmatrix} 1 & 0 \\ 0 & b \end{pmatrix} = \begin{pmatrix} 1 & 0 \\ 0 & b \end{pmatrix} \begin{pmatrix} a & 0 \\ 0 & 1 \end{pmatrix}.$$

*Let  $P_0(x_0, 0), P_1(x_0, y_1), \dots, P_k(x_0, y_k)$  be a range of  $k+1$  different points on a line which is perpendicular to the  $x$ -axis and intersects it in  $P_0$ . Then the  $k$  lines connecting the pairs of points  $(P_1, \alpha(P_1)), \dots, (P_k, \alpha(P_k))$  form a pencil with center  $C_x$  such that  $C_x$  lies on the  $x$ -axis, and its position depends only on  $\alpha$  and  $x_0$ .*

*Likewise, let  $Q_0(x_0, y_0), Q_1(x_1, y_0), \dots, Q_k(x_k, y_0)$  be a range of  $k+1$  different points on a line which is perpendicular to the  $y$ -axis and intersects it in  $Q_0$ . Then the  $k$  lines connecting the pairs of points  $(Q_1, \alpha(Q_1)), \dots, (Q_k, \alpha(Q_k))$  form a pencil with center  $C_y$  such that  $C_y$  lies on the  $y$ -axis, and its position depends only on  $\alpha$  and  $y_0$ .*

*Proof.* An elementary calculation shows that

$$C_x = C_x \left( 0, \frac{a-b}{b-1} x_0 \right), \text{ resp. } C_y = C_y \left( 0, \frac{b-a}{a-1} y_0 \right)$$

is the common point of intersection of any two, hence of all the lines in question.  $\square$

**Proposition 7.** Let  $h \geq 3$  be a positive integer, and for each  $j$  with  $j = 1, \dots, h-1$ , let the affine transformation  $\alpha_j$  be given by the matrix

$$M_j = \begin{pmatrix} \frac{h-j}{h} & 0 \\ 0 & \frac{h+j}{h} \end{pmatrix}. \quad (1)$$

Then for any point  $P$ , the points  $P, \alpha_1(P), \dots, \alpha_{h-1}(P)$  are collinear.

*Proof.* Choose any  $j'$  and  $j''$ , and form the difference matrices  $M_{j'} - U$  and  $M_{j''} - U$  with the unit matrix  $U$ . Observe that these matrices are such that one is a scalar multiple of the other. Hence the vectors  $\overrightarrow{PP'}$  and  $\overrightarrow{PP''}$  are parallel, where  $P' = \alpha_{j'}(P)$  and  $P'' = \alpha_{j''}(P)$ . This means that the points  $P, P'$  and  $P''$  lie on the same line.  $\square$

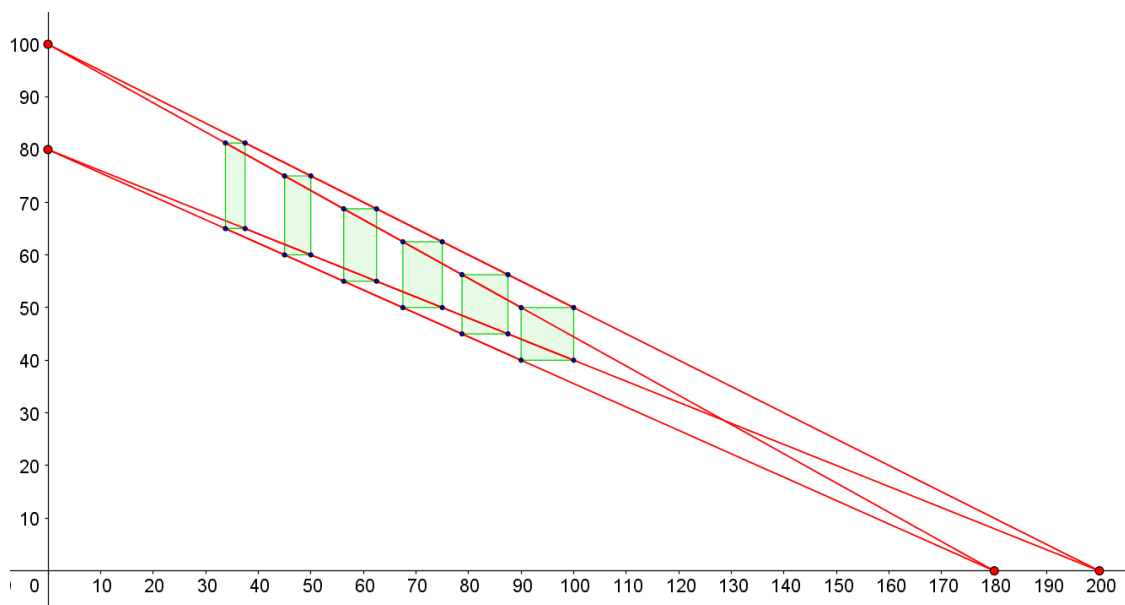


FIGURE 4. Illustration for Propositions 6 and 7. Affine transformations with parameters  $h = 8$  and  $j = 1, \dots, 5$  are applied on a square.

Now we apply the following construction. Let  $\mathcal{C}$  be an  $(m_k)$  configuration such that it contains a pencil  $\mathcal{P}$  of  $p \geq 1$  parallel lines and a pencil  $\mathcal{Q}$  of  $q \geq 1$  parallel lines, too, such that these pencils are perpendicular to each other and are independent. Note that any configuration containing independent pencils in two different directions can be converted by a suitable affine transformation to a configuration in which these pencils will be perpendicular to each other.

Choose a position of  $\mathcal{C}$  (applying an affine transformation if necessary) such that these pencils are parallel to the  $x$ -axis and  $y$ -axis, respectively.

- (1) Remove lines  $\ell_1, \dots, \ell_s$  ( $s \leq p$ ) from the pencil  $\mathcal{P}$  parallel to the  $x$ -axis and  $\ell_{s+1}, \dots, \ell_{s+t}$  ( $0 \leq t \leq q$ ) from the pencil  $\mathcal{Q}$  parallel to the  $y$ -axis. Let  $\widehat{\mathcal{C}}$  denote the substructure of  $\mathcal{C}$  obtained in this way.

- (2) Let  $h$  be a positive integer (say, some suitable multiple of  $k$ ), and for each  $j$ ,  $j = 1, \dots, k-2$ , let  $\alpha_j$  be an affine transformation defined in Proposition 7. Form the images  $\alpha_j(\widehat{\mathcal{C}})$  for all  $j$  given here.
- (3) Let  $P$  be a point of  $\widehat{\mathcal{C}}$  that was incident to one of the lines  $\ell_i$  removed from  $\mathcal{C}$ . Take the images  $\alpha_j(P)$  for all  $j$  given in (2). By Proposition 7, all the  $k-1$  points  $P, \alpha_j(P)$  are collinear. Let  $c_i(P)$  denote this line.
- (4) Take all the configuration points on  $\ell_i$  and repeat (3) for each of them. By Proposition 6, the  $k$ -set of lines  $\{c_i(P) : P \in \ell_i\}$  form a pencil whose center lies on the  $x$ -axis or the  $y$ -axis according to which axis  $\ell_i$  is perpendicular to.
- (5) Let  $r = (s+t) \in \{1, 2, \dots, p+q\}$  be the number of lines removed from the pencils of  $\mathcal{C}$  in the initial step of our construction. Repeat (4) for all these lines. Eventually, we obtain  $rk$  new lines and  $r$  new points such that the set of the new lines is partitioned into  $r$  pencils, and the new points are precisely the centers of these pencils (hence they lie on the coordinate axes). Observe that there are precisely  $k$  lines passing through each of the new points, and likewise there are precisely  $k$  points lying on each of the new lines.
- (6) Putting everything together, we form a  $((k-1)m+r)_k$  configuration, whose
  - points come from the  $(k-1)m$  points of the copies of  $\widehat{\mathcal{C}}$ , completed with the  $r$  new points considered in (5).
  - lines come from the  $(k-1)(m-r)$  lines of the copies of  $\widehat{\mathcal{C}}$ , completed with the  $rk$  new lines considered in (5).

We use the notation  $AS(m, k, r)$  to represent the  $((k-1)m+r)_k$  configuration described above.

Summarizing the discussion above, we conclude:

**Lemma 8.** *Beginning with any  $(m_k)$  configuration with independent pencils of  $p \geq 0$  and  $q \geq 1$  parallel lines, for each integer  $r$  with  $1 \leq r \leq p+q$ , the affine switch construction produces an  $(n_k)$  configuration, where  $n = (k-1)m+r$ .*

Note that  $p+q$  independent lines in an  $(m_k)$  configuration covers  $k(p+q) \leq m$  points. This gives an upper bound  $p+q \leq m/k$ , where the equality is attained only if  $m$  divides  $k$ .

In this paper we use the above Lemma 8 in connection with Lemma 5 only for the case of a single pencil of parallel lines, such that  $p = 0$ .

**Corollary 9.** *From any starting  $(m_k)$  configuration that has a pencil of  $q$  parallel lines, we apply a sequence of affine switches by removing  $1, 2, \dots, q$  lines in sequence, to construct a sequence of consecutive configurations*

$$[(((k-1)m+r)_k)]_{r=1}^q = [AS(m, k, r)]_{r=1}^q.$$

This collection of consecutive configurations is represented by the notation  $AS+(m, k, q)$ . That is,  $AS+(m, k, q) = [AS(m, k, r)]_{r=1}^q$ .



**Example 1.** Figure 5 illustrates an application of this construction to the Pappus configuration  $\mathcal{P}$  (cf. Figure 1). Removing only one line from the horizontal pencil results in a  $(19_3)$  configuration, shown in Figure 5(a). Removing two or three lines results in a  $(20_3)$  or  $(21_3)$  configuration, respectively, shown in Figures 5(b) and 5(c). (Observe that since the Pappus configuration has 9 points, the maximal total number of lines in independent pencils is 3, since any three disjoint lines in the configuration contain all the points of the configuration.) Taken together the three configurations, we have:  $[(19_3), (20_3), (21_3)] = \text{AS}+(9, 3, 3)$ .

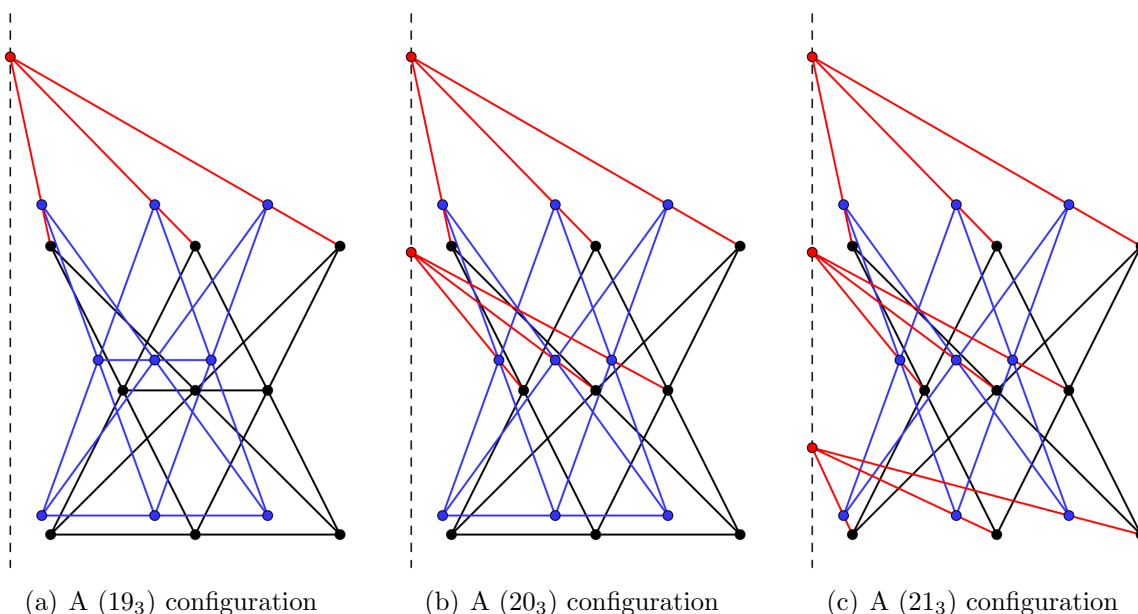


FIGURE 5. Configurations  $(19_3)$ ,  $(20_3)$ , and  $(21_3)$ , constructed from applying the affine switch construction to the realization of the Pappus configuration with a pencil of 3 parallel lines, shown in Figure 1, by deleting one, two, or three lines respectively. (The vertical axis of affinity, denoted by dashed line, does not belong to the configuration.)

Since axial affinities play a crucial role in the constructions described above, we recall a basic property. The proof of the following proposition is constructive, hence it provides a simple tool for a basically synthetic approach to these constructions, which is especially useful when using dynamic geometry software to construct these configurations.

**Proposition 10.** *An axial affinity  $\alpha$  is determined by its axis and the pair of points  $(P, P')$ , where  $P$  is any point not lying on the axis, and  $P'$  denotes the image of  $P$ , i.e.  $P' = \alpha(P)$ .*

*Proof.* In what follows, for any point  $X$ , we denote its image  $\alpha(X)$  by  $X'$ . Let  $Q$  be an arbitrary point not lying on the axis and different from  $P$ . Take the line  $PQ$ , and assume that it intersects the axis in a point  $F$  (see Figure 6a). Thus  $PQ = FP$ . Take now the line  $F'P'$ , i.e., the image of  $FP$ . Since  $F$  is a fixed point, i.e.  $F' = F$ , we have  $F'P' = FP'$ . This means that  $Q'$  lies on  $FP'$ , i.e.  $P'Q' = FP'$ . To find  $Q'$  on  $FP'$ , we use the basic property of axial affinities that for all points  $X$  not lying on the axis, the lines  $XX'$  are parallel with each other (we recall that the direction of these lines is called the *direction* of the affinity).

Accordingly, a line passing through  $Q$  which is parallel with  $PP'$  will intersect  $FP'$  precisely in the desired point  $Q'$ .

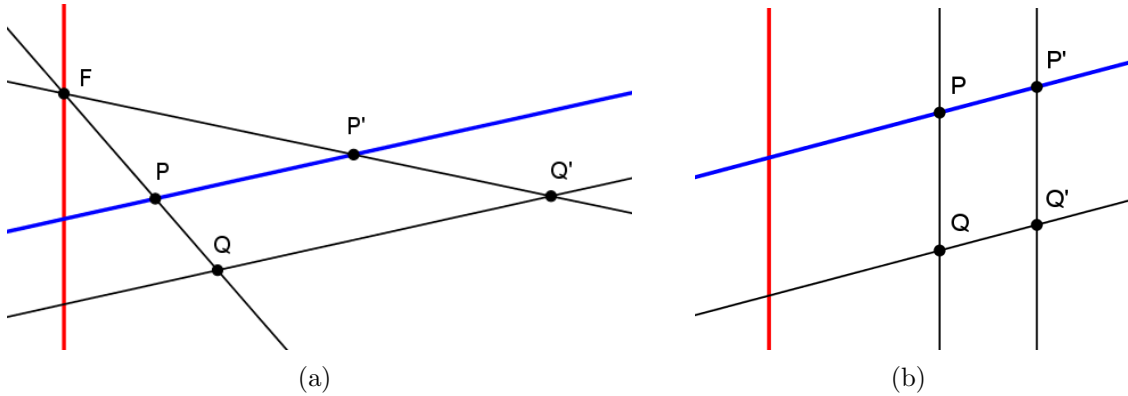


FIGURE 6. Construction of the image of a point  $Q$  under axial affinity; the axis is the vertical red line, the direction of affinity is given by the blue line. Here we use oblique affinity, but the construction given in the proof is the same in any other types of axial affinities.

On the other hand, if  $PQ$  is parallel with the axis, then clearly so is  $P'Q'$ . In this case  $Q'$  is obtained as the fourth vertex of the parallelogram determined by  $P'$ ,  $P$  and  $Q$  (see Figure 6b).  $\square$

*Remark 2.* In using integer parameters  $h$  and  $j$  above, we followed Grünbaum’s original concept [11] (as mentioned explicitly at the beginning of this subsection). However, the theory underlying Propositions 6 and 7 makes possible using continuous parameters as well, so that the procedure becomes in this way much more flexible. In what follows we outline such a more general version, restricted to using only one pencil of lines to be deleted.

Start again with a configuration  $\mathcal{C}$ , and assume that the pencil  $\mathcal{P}$  is in horizontal position; accordingly, the axis that we use is in vertical position (see e.g. Figure 5). Choose a line  $\ell$  in  $\mathcal{P}$ , and a configuration point  $P_0$  on  $\ell$ ; then, remove  $\ell$ .  $P_0$  will be the initial point of our construction (e.g., in Figure 5 the “north-west” (black) point of the starting configuration). Choose a point  $C_\ell$  on the axis such that the line  $C_\ell P_0$  is not perpendicular to the axis (in our example, this is the red point in Figure 5a).

Now let  $t \in \mathbb{R}$  be our *continuous parameter*. Take the point

$$P = tC_\ell + (1 - t)P_0; \quad (2)$$

thus  $P$  is a point on the line  $C_\ell P_0$ , and as  $t$  changes,  $P$  slides along this line. Moreover, by Proposition 10 we see that the pair of points  $(P_0, P)$  determines two orthogonal affinities whose axes are perpendicular to each other. In particular, the axes are precisely the coordinate axes. These affinities act simultaneously, i.e.  $P_0$  is sent to  $P$  by their (commuting) product. Using coordinates, such as  $P_0(x_0, y_0)$  and  $P(x, y)$ , we also see that the ratio of these affinities is  $y/y_0$  (for that with horizontal axis), respectively  $x/x_0$  (for that with vertical axis). (Note that these ratios, using the relation (2), can also be expressed by the parameter  $t$  and

by the prescribed coordinates of  $P_0$  and  $C_\ell$ . Furthermore, similarly, the matrix (1) above can also be parametrized by  $t$ ; we omit the details.)

It is easily checked that both Proposition 6 and Proposition 7 remains valid with this continuous parameter  $t$ . Hence, for any  $P$ , we can construct the corresponding affine image of  $\mathcal{C}$  (or its substructures  $\hat{\mathcal{C}}$  with lines of any number  $r$  removed), together with the new lines (which are denoted by red in our example of Figure 5). In particular, in case of  $k$ -configurations, we need to choose altogether  $k - 2$  points on the line  $C_\ell P_0$  (note that for  $t = 0$ , the starting copy  $\mathcal{C}$  returns, for  $t = 1$  the image of  $\mathcal{C}$  collapses to a segment within the  $y$ -axis, and for a third value depending on the slope of  $C_\ell P_0$ , it collapses to a segment within the  $x$ -axis; these cases thus are to be avoided).

### 3. PROOF OF THE MAIN THEOREM

In this section we prove the main theorem of our paper. For notational convenience, given integers  $a < b$ , let  $[a : b]$  denote the range  $\{a, a + 1, \dots, b\}$ . Similarly, for integer function  $f(s)$  the range  $\{f(a), f(a + 1), \dots, f(b)\}$  will be denoted by  $[f(s)]_{s=a}^b$ . The crucial step in the proof will be provided by the following Lemma.

**Lemma 11.** *Assume that for some  $k \geq 3$ ,  $N_{k-1}$  exists and that  $\bar{N}_{k-1}$  is any known upper bound for it. Then  $N_k$  exists and:  $\bar{N}_k = (k^2 - 1) \max(\bar{N}_{k-1}, k^2 - 2)$  is an upper bound for it. Moreover, if we have two upper bounds, say  $\bar{N}_{k-1} < \tilde{N}_{k-1}$  for  $N_{k-1}$ , the better one will produce a better upper bound for  $N_k$ .*

This Lemma will be proven with the tools from previous section by applying affine replication and affine switch. More precisely, Lemma 5 and Corollary 9 will be used.

*Proof of Lemma 11.* Let  $\bar{N}_{k-1}$  denote any known upper bound for  $N_{k-1}$ . By definition, the sequence of consecutive numbers

$$a = \bar{N}_{k-1}, a + 1, \dots, a + s, \dots \quad (3)$$

are all  $(k - 1)$ -realizable; in other words, for each  $s$ ,  $s = 0, 1, \dots$ , there exists a geometric  $((a + s)_{k-1})$  configuration (recall the definition of realizability, given in the Introduction). Apply affine replication to these configurations; by Lemma 5, the sequence of numbers:

$$(k + 1)a, (k + 1)(a + 1), \dots, (k + 1)(a + s), \dots \quad (4)$$

are all  $k$ -realizable. Note that this is an arithmetic sequence with difference  $(k + 1)$ . Furthermore, observe that for each  $X \geq a$ , the geometric  $k$ -configuration realizing the number  $(k + 1)X$  that was produced by affine replication has  $X$  new parallel lines. Hence, we can apply a sequence of affine switch constructions to each of these configurations  $((k + 1)X_k)$ . By Corollary 9, the sequences  $AS + ((k + 1)X, k, X)$  of configurations is produced. It follows that the sequences of numbers

$$\begin{aligned} & [(k - 1)(k + 1)a + 1 : (k - 1)(k + 1)a + a], \\ & [(k - 1)(k + 1)(a + 1) + 1 : (k - 1)(k + 1)(a + 1) + (a + 1)], \\ & [(k - 1)(k + 1)(a + 2) + 1 : (k - 1)(k + 1)(a + 2) + (a + 2)], \dots \end{aligned} \quad (5)$$

are all  $k$ -realizable.

Observe that from the initial outputs of affine replication,  $n = X(k + 1)$  is realizable as long as  $X \geq \bar{N}_{k-1}$ . Thus, every “band” of consecutive configurations produced by affine switches can be extended back one step, so there exists a band of consecutive  $k$ -configurations

$$[(k - 1)(k + 1)X : (k - 1)(k + 1)X + X]$$

for each initial configuration  $(X_{k-1})$ . Another way to say this is that we can fill a hole of size 1 between the bands of configurations listed in equation (5) using the output of the initial affine replications, listed in equation (4).

To determine when we have either adjacent or overlapping bands, then, it suffices to determine when the last element of one band is adjacent to the first element of the next band; that is, when

$$(k - 1)(k + 1)X + X + 1 \geq (k - 1)(k + 1)(X + 1).$$

It follows easily that  $X \geq k^2 - 2$ .

Hence, as long as we are guaranteed that a sequence of consecutive configurations  $(q_{k-1}), ((q + 1)_{k-1}), \dots$  exists, it follows that we are guaranteed the existence of consecutive  $k$ -configurations  $Q_k, (Q + 1)_k, \dots$ , where  $Q = (k^2 - 1)(k^2 - 2)$ . However, since we do not know whether that consecutive sequence exists, in the (extremely common) case where  $\bar{N}_{k-1} > (k^2 - 1)(k^2 - 2)$ , the best that we can do is to conclude that

$$N_k \leq (k^2 - 1) \max\{\bar{N}_{k-1}, k^2 - 2\}.$$

□

This result gives rise to an elementary proof by induction for the main theorem.

*Proof of Theorem 4.* Let  $s = 2$ . The number  $N_s = N_2 = 3$  exists. This is the basis of induction. Now, let  $s = k - 1$ . By assumption,  $N_{k-1}$  exists and some upper bound  $\bar{N}_{k-1}$  is known. By Lemma 11,  $\bar{N}_k = (k^2 - 1) \max\{\bar{N}_{k-1}, k^2 - 2\}$  is an upper bound for  $N_k$ . Therefore  $N_k$  exists and the induction step is proven. □

Recall that we let  $N_k^R$  denote the best known upper bound for  $N_k$ . The same type of result follows if we start with the best known upper bound  $N_s^R$  for some  $s \geq 2$ . However, the specific numbers for upper bounds depend on our starting condition. Table 1 shows the difference if we start with  $s = 2, 3, 4$ . The reason we are using only these three values for  $s$  follows from the fact that only  $N_s^R, 2 \leq s \leq 4$  have been known so far.

The rightmost column of Table 1 summarises the information given in other columns by computing the minimum in each row and thereby gives the best bounds that are available using previous knowledge and direct applications of Lemma 11.

If new knowledge about best current values of  $N_k^R$  for small values of  $k$  becomes available, we may use similar applications of Lemma 11 to improve the bounds of the last column. Since, the values for  $k = 2$  and  $k = 3$  are optimal, the first candidate for improvement is  $k = 4$ . A natural question is what happens if someone finds a geometric  $(23_4)$  configuration. In this case Lemma 11 would give us for  $k = 5$  the bound  $(k^2 - 1) \max\{N_{k-1}^R, k^2 - 2\} = (5^2 - 1) \max\{20, 5^2 - 2\} = 24 \times 23 = 552$ , an improvement over 576. An alternative feasible attempt to improve the bounds would be to use other methods in the spirit of Grünbaum calculus to improve the current bound 576 for  $k = 5$ . However, there is another approach

TABLE 1. Bounds on  $N_k$  from iterative applications of Lemma 11. Different bounds are produced if the iteration is started with  $N_2^R = N_2 = 3$ ,  $N_3^R = N_3 = 9$  or with  $N_4^R = 24$ . Boldface numbers give best bounds using this method and current knowledge.

$k$	$\bar{N}_k$ with $N_2^R = 3$	$\bar{N}_k$ with $N_3^R = 9$	$\bar{N}_k$ with $N_4^R = 24$	$N_k^R$
2	<b>3</b>	-	-	<b>3</b>
3	56	<b>9</b>	-	<b>9</b>
4	840	210	<b>24</b>	<b>24</b>
5	20 160	5 040	<b>576</b>	<b>576</b>
6	705 600	176 400	<b>20 160</b>	<b>20 160</b>
7	33 868 800	8 467 200	<b>967 680</b>	<b>967 680</b>
8	2 133 734 400	533 433 600	<b>60 963 840</b>	<b>60 963 840</b>
9	170 698 752 000	42 674 688 000	<b>4 877 107 200</b>	<b>4 877 107 200</b>
10	16 899 176 448 000	4 224 794 112 000	<b>482 833 612 800</b>	<b>482 833 612 800</b>

that can improve the numbers even without introducing new methods. It is presented in the next section.

#### 4. IMPROVING THE BOUNDS

Recall that  $N_3^R = N_3 = 9$ , and  $N_4^R = N_4 = 21$  or  $24$ , according to whether or not a  $(23_4)$  configuration exists. If we apply the procedure in Lemma 11 using as input information  $N_3 = N_3^R = 9$  (that is, beginning with a sequence of 3-configurations  $(9_3), (10_3), (11_3) \dots$ ), Lemma 11 says that

$$N_k \leq (k^2 - 1) \max\{N_{k-1}^R, k^2 - 2\} \implies N_4 \leq (15) \max\{9, 14\} = 210.$$

However, we know observationally that  $N_4 = 21$  or  $24$ . Thus, we expect that Theorem 4 is likely to give us significant overestimates on a bound for  $N_k$  for larger  $k$ .

For  $k = 5$ , the best we can do at this step with these constructions is the bound given by Lemma 11, beginning with the consecutive sequence of 4-configurations  $((24_4), (25_4), (26_4), \dots)$ . In this case, Lemma 11 predicts that  $N_5 \leq (24) \max(24, 23) = 576$ . In a subsequent paper, we will show that this bound can be significantly decreased by incorporating other Grünbaum-calculus-type constructions and several ad hoc geometric constructions for 5-configurations.

However, we significantly decrease the bound on  $N_k$  for  $k \geq 6$  by refining the construction sequence given in Lemma 11: instead of beginning with  $N_{k-1}^R$  determined by iterative applications of the sequence in Lemma 11, we consider all possible sequences determined by applying a series of affine replications, followed by a final affine switch.

First we introduce a function  $N(k, t, a, d)$  with positive integer parameters  $k, t, a, d$  and  $t < k$ . Define for  $t < k - 1$ :

$$N(k, t, a, d) := (k^2 - 1) \left( \frac{k!}{(t+1)!} \right) \max\{a, (k^2 - 1)d\},$$

and for  $t = k - 1$ :

$$N(k, k - 1, a, d) := (k^2 - 1) \max \{a, (k^2 - 1)d - 1\}.$$

This value  $N(k, t, a, d)$  is precisely the smallest  $n$  after which we are guaranteed there exists a sequence of consecutive  $k$ -configurations produced by starting with an initial sequence of  $t$ -configurations  $a, a + d, \dots$ , and sequentially applying affine replications followed by a final affine switch as described above.

The following Lemma gives us a quite general and powerful tool for bound improvements without making any changes in constructions.

**Lemma 12.** *Let  $t \geq 2$  be an integer and let  $a, a + d, a + 2d, \dots$  be an arithmetic sequence with integer initial term  $a$  and integer difference  $d$  such that for each  $s = 0, 1, \dots$  geometric configurations  $((a + sd)_t)$  exist. Then for any  $k > t$  the value  $N(k, t, a, d)$  defined above is an upper bound for  $N_k$ ; i.e.,  $N(k, t, a, d) \geq N_k$ .*

*Proof of Lemma 12.* Beginning with an arithmetic sequence of  $t$ -configurations, we construct a consecutive sequence of  $k$ -configurations by iteratively applying a sequence of affine replications to go from  $t$ -configurations to  $(k - 1)$ -configurations; a final affine replication to go from  $(k - 1)$ -configurations to  $k$ -configurations with a known number of lines in a parallel pencil; and finish by applying affine switch on that final sequence of  $k$ -configurations to produce bands of consecutive configurations. We then analyze at what point we are guaranteed that the bands either are adjacent or overlap.

Specifically, starting with a sequence of  $t$ -realizable numbers  $a, a + d, a + 2d, \dots$  we successively apply  $k - t$  affine replications to the corresponding sequence of configurations to form sequences of  $s$ -realizable numbers for  $t \leq s \leq k$ :

$$\begin{aligned} a, a + d, a + 2d, \dots &\xrightarrow[(t+1)\text{-cfigs}]{\text{AR}(\cdot, t+1)} (t + 2)a, (t + 2)(a + d), (t + 2)(a + 2d), \dots \\ &\xrightarrow[(t+2)\text{-cfigs}]{\text{AR}(\cdot, t+2)} (t + 3)(t + 2)a, (t + 3)(t + 2)(a + d), (t + 3)(t + 2)(a + 2d), \dots \\ &\vdots \\ &\xrightarrow[k\text{-cfigs}]{\text{AR}(\cdot, k)} \frac{(k + 1)!}{(t + 1)!}a, \frac{(k + 1)!}{(t + 1)!}(a + d), \frac{(k + 1)!}{(t + 1)!}(a + 2d), \dots \end{aligned} \quad (6)$$

By Lemma 5, each of the  $k$ -configurations corresponding to the realizable numbers in equation (6) produced from a starting configuration  $X$  has a pencil of  $\frac{k!}{(t+1)!}X$  parallel lines. To those configurations we apply the affine switch operation:

$$\begin{aligned} \frac{(k + 1)!}{(t + 1)!}a, \frac{(k + 1)!}{(t + 1)!}(a + d), \frac{(k + 1)!}{(t + 1)!}(a + 2d), \dots \\ \xrightarrow[k\text{-cfigs}]{\text{AS}+(\cdot, k, \cdot)} \left[ (k - 1) \frac{(k + 1)!}{(t + 1)!}a + 1 : (k - 1) \frac{(k + 1)!}{(t + 1)!}a + \frac{k!}{(t + 1)!}q \right], \\ \left[ (k - 1) \frac{(k + 1)!}{(t + 1)!}(a + d) + 1 : (k - 1) \frac{(k + 1)!}{(t + 1)!}(a + d) + \frac{k!}{(t + 1)!}(a + d) \right], \dots \end{aligned} \quad (7)$$

As in the proof of Theorem 4, observe that the  $(n_k)$  configurations described in (6) all have  $n$  a multiple of  $\frac{(k+1)!}{(t+1)!}$ . That is, any  $n$  divisible by  $\frac{(k+1)!}{(t+1)!}$  is  $k$ -realizable as long as when  $n = \frac{(k+1)!}{(t+1)!}X$ ,  $X$  is larger than  $N_t^R$ . We thus can extend our band of consecutive realizable configurations back one step, to be of the form

$$\left[ (k-1)\frac{(k+1)!}{(t+1)!}X : (k-1)\frac{(k+1)!}{(t+1)!}X + \frac{k!}{(t+1)!}X \right]$$

for a starting  $t$ -realizable number  $X$ .

Successive bands of this form are guaranteed to either exactly meet or to overlap when the end of one band, plus one, equals or is greater to the beginning of the next, that is, when

$$\begin{aligned} (k-1)\frac{(k+1)!}{(t+1)!}X + \frac{k!}{(t+1)!}X + 1 &\geq (k-1)\frac{(k+1)!}{(t+1)!}(X+d) \implies \\ X &\geq (k^2-1)d - \frac{(t+1)!}{k!}. \end{aligned} \quad (8)$$

When  $t = k-1$ ,  $\frac{(t+1)!}{k!} = 1$ , while when  $t < k-1$ ,  $\frac{(t+1)!}{k!} < 1$ , and moreover, inequality (8) holds as long as  $X$  is greater than the bound on  $t$ -realizable configurations.  $\square$

We refine and improve the upper bounds of Table 1 with Theorem 13. This proof proceeds by showing, given a starting arithmetic sequence of consecutive  $t$ -configurations, a construction method for producing a sequence of consecutive  $k$ -configurations.

**Theorem 13.** *Recursively define*

$$\hat{N}_k = (k^2 - 1) \min_{3 \leq t < k} \{N(k, t, \hat{N}_t, 1)\}$$

with  $\hat{N}_3 = N_3 = 9$  and  $\hat{N}_4 = N_4^R = 24$ . Then  $\hat{N}_k$  is an upper bound for  $N_k$ .

*Proof.* Observe that by unwinding definitions,

$$\hat{N}_k = (k^2 - 1) \min_{3 \leq t \leq k-1} \left\{ \frac{k!}{(t+1)!} \max \left\{ \hat{N}_t, k^2 - 1 \right\} \right\}.$$

By construction, since for each  $\hat{N}_k$  we have shown there exists consecutive  $k$ -configurations for each  $n \geq \hat{N}_k$ , it follows that  $N_k \leq \hat{N}_k$ , and the result follows.  $\square$

Applying Theorem 13 results in the bounds for  $N_k$  are shown in Table 2.

There are some interesting things to notice about the bounds from Theorem 13 shown in Table 2. First, note that  $t = 3$  is never used in determining  $\hat{N}_k$ . Second, for example, the bound  $\hat{N}_{10}$  uses an initial sequence of 5-configurations, rather than starting with 4-configurations. To understand why, observe that

TABLE 2. Bounds on  $N_k$  produced from Theorem 13. The values for  $N_k^R$  given in this table agree with the record values listed in Table 1 for all  $k \leq 5$  (boldface), and are strictly better for  $k \geq 6$ .

$k$	$\hat{N}_k = N_k^R$	formula	initial sequence
4	<b>24</b>	-	-
5	<b>576</b>	$(5^2 - 1)^2$	$t = 4$
6	7 350	$6(6^2 - 1)^2$	$t = 4$
7	96 768	$7 \cdot 6 \cdot (7^2 - 1)^2$	$t = 4$
8	1 333 584	$\frac{8!}{5!} (8^2 - 1)^2$	$t = 4$
9	19 353 600	$\frac{9!}{5!} (9^2 - 1)^2$	$t = 4$
10	287 400 960	$\frac{10!}{6!} \cdot \mathbf{576} \cdot (10^2 - 1)$	$\mathbf{t} = \mathbf{5}$
11	3 832 012 800	$\frac{11!}{6!} \cdot 576 \cdot (11^2 - 1)$	$t = 5$
⋮			
24	$\approx 2.85 \times 10^{26}$	$\frac{24!}{6!} \cdot 576 \cdot (24^2 - 1)$	$t = 5$
25	$\approx 8.39 \times 10^{27}$	$\frac{25!}{6!} \cdot (\mathbf{25^2} - \mathbf{1})^2$	$t = 5$
26	$\approx 8.02 \times 10^{30}$	$\frac{26!}{6!} \cdot (26^2 - 1)^2$	$t = 5$
⋮			
32	$\approx 3.82 \times 10^{38}$	$\frac{32!}{6!} \cdot (32^2 - 1)^2$	$t = 5$
33	$\approx 1.38 \times 10^{40}$	$\frac{33!}{7!} \cdot \mathbf{7350} \cdot (33^2 - 1)$	$\mathbf{t} = \mathbf{6}$
⋮			
85	$\approx 2.97 \times 10^{132}$	$\frac{85!}{7!} \cdot \mathbf{7350} \cdot (85^2 - 1)$	$t = 6$
86	$\approx 2.63 \times 10^{134}$	$\frac{86!}{7!} \cdot (\mathbf{86^2} - \mathbf{1})^2$	$t = 6$
⋮			
109	$\approx 4.04 \times 10^{180}$	$\frac{109!}{7!} (109^2 - 1)^2$	$t = 6$
110	$\approx 4.61 \times 10^{182}$	$\frac{110!}{8!} \cdot \frac{7!}{5!} \cdot (7^2 - 1)^2 \cdot (110^2 - 1)$	$\mathbf{t} = \mathbf{7}$

$$\begin{aligned}
\hat{N}_{10} &= (k^2 - 1) \min_{3 \leq t \leq 9} \{N(k, t, \hat{N}_t, 1)\} \\
&= 99 \min \left\{ \frac{10!}{4!} \max\{\hat{N}_3 = 9, 99\}, \frac{10!}{5!} \max\{\hat{N}_4 = 24, 99\}, \frac{10!}{6!} \max\{\hat{N}_5 = 576, 99\}, \right. \\
&\quad \left. \frac{10!}{7!} \max\{\hat{N}_6 = 7350, 99\}, \dots, \frac{10!}{10!} \max\{\hat{N}_9, 99\} \right\} \\
&= 99 \min \left\{ \frac{10!}{4!} 99, \frac{10!}{5!} 99, \frac{10!}{6!} 576, \frac{10!}{7!} \hat{N}_6, \dots, \hat{N}_9 \right\}
\end{aligned}$$

Since  $6 \cdot 99 > 576$  (and the values  $\hat{N}_t$  for  $6 \leq t \leq 9$  much larger than either), the minimum of that list is actually  $\frac{10!}{6!} 576$ , and the computation for  $\hat{N}_{10}$  starts with the sequence of consecutive 5-configurations  $(576_5), (577_5), \dots$  rather than with  $(24_4), (25_4), \dots$ . Sequences with  $t = 5$  begin to dominate when  $6(k^2 - 1) > 576 = (5^2 - 1)^2$ ; that is, when  $k \geq \lceil \sqrt{97} \rceil = 10$ . Sequences with  $t = 6$  begin to dominate when  $7(k^2 - 1) > 6(6^2 - 1)^2 = 7350$ , or  $k \geq \lceil \sqrt{1051} \rceil = 33$ . Sequences with  $t = 7$  will dominate when  $8(k^2 - 1) > 7 \cdot 6 \cdot (7^2 - 1)^2$ ,



that is  $k \geq \lceil \sqrt{12097} \rceil = 110$ . However, note that these bounds are absurdly large;  $\hat{N}_{110} \approx 4.6 \times 10^{182}$ .

In addition, observe that since  $k = 25$  is the smallest positive integer satisfying  $k^2 - 1 > 576$ , the bounds for  $\hat{N}_{25}$  use the  $25^2 - 1$  choice rather than  $\hat{N}_5$  in taking the maximum, even though both  $\hat{N}_{24}$  and  $\hat{N}_{25}$  are starting with the same initial sequence of 5-configurations, and there is a similar transition again at  $k = 86$ , when the function is using 6-configurations to produce the maximum. At this position, since  $85^2 - 1 = 7224$  and  $86^2 - 1 = 7395$ ,  $\hat{N}_{85}$  uses  $\hat{N}_6 = 7350$ , but  $\hat{N}_{86}$  transitions to using  $86^2 - 1$  to compute the maximum.

## 5. FUTURE WORK

With better bounds  $N_t^R$  developed experimentally for small values of  $t$ , in the same way that  $N_4^R = 24$  has been determined experimentally, we anticipate significantly better bounds  $N_k^R$ , for  $k > t$ , without changing the methods for obtaining the bounds.

One obvious approach is to improve the bookkeeping even further. For instance, in Theorem 13 we only used arithmetic sequences with  $d = 1$  in  $N(k, t, a, d)$  and ignoring any existing configuration  $(m_t)$  for  $m < N_t$ . In particular, for  $t = 4$ , we could have used  $N(k, 4, 18, 2)$  since 18, 20, 22, 24,  $\dots$  form an arithmetic sequence of 4-realizable numbers. Our experiments indicate that this particular sequence has no impact in improving the bounds. However, by carefully keeping track of the existing  $t$ -configurations below  $N_t^R$ , other more productive arithmetic sequences may appear.

Another approach is to sharpen the bounds for  $N_k$ , for general  $k$ . This can be achieved, for instance, by generalizing some other ‘‘Grünbaum Calculus’’ operations, which we plan for a subsequent paper. We also plan to apply several ad hoc constructions for 5- and 6-configurations to further sharpen the bound for  $N_5$  and  $N_6$ , which will, in turn, lead to significantly better bounds for  $N_k$  for higher values of  $k$ . However, based on the work involved in bounding  $N_4$  and the fact that  $N_4$  is not currently known (and on how hard it was to show the nonexistence of an  $(19_4)$  configuration), we anticipate that even determining  $N_5$  exactly is an extremely challenging problem.

Finally, very little is known about existence results on *unbalanced* configurations, that is, configurations  $(p_q, n_k)$  where  $q \neq k$ . While some examples and families are known, it would be interesting to know any bounds or general results on the existence of such configurations.

## ACKNOWLEDGEMENTS

Gábor Gévay’s research is supported by the Hungarian National Research, Development and Innovation Office, OTKA grant No. SNN 132625. Tomaž Pisanski’s research is supported in part by the Slovenian Research Agency (research program P1-0294 and research projects N1-0032, J1-9187, J1-1690, N1-0140, J1-2481), and in part by H2020 Teaming InnoRenew CoE.

## REFERENCES

- [1] Jürgen Bokowski and Vincent Pilaud. On topological and geometric  $(19_4)$  configurations. *European J. Combin.*, 50:4–17, 2015. 2

- [2] Jürgen Bokowski and Vincent Pilaud. Quasi-configurations: building blocks for point-line configurations. *Ars Math. Contemp.*, 10(1):99–112, 2016. [2](#)
- [3] Jürgen Bokowski and Lars Schewe. On the finite set of missing geometric configurations  $(n_4)$ . *Comput. Geom.*, 46(5):532–540, 2013. [2](#)
- [4] Harold Scott MacDonald Coxeter. *Introduction to Geometry*. Wiley, New York, 2nd ed. edition, 1969. [4](#)
- [5] Michael Cuntz.  $(22_4)$  and  $(26_4)$  configurations of lines. *Ars Math. Contemp.*, 14:157–163, 2018. [2](#)
- [6] Branko Grünbaum. Connected  $(n_4)$  configurations exist for almost all  $n$ . *Geombinatorics*, 10(1):24–29, 2000. [2](#)
- [7] Branko Grünbaum. Which  $(n_4)$  configurations exist? *Geombinatorics*, 9(4):164–169, 2000. [2](#)
- [8] Branko Grünbaum. Connected  $(n_4)$  configurations exist for almost all  $n$ —an update. *Geombinatorics*, 12(1):15–23, 2002. [2](#)
- [9] Branko Grünbaum. Connected  $(n_4)$  configurations exist for almost all  $n$ —second update. *Geombinatorics*, 16(2):254–261, 2006. [2](#)
- [10] Branko Grünbaum. Musings on an example of Danzer’s. *European J. Combin.*, 29(8):1910–1918, 2008. [2](#)
- [11] Branko Grünbaum. *Configurations of Points and Lines*, volume 103 of *Graduate Studies in Mathematics*. American Mathematical Society, Providence, RI, 2009. [1](#), [2](#), [6](#), [10](#)
- [12] Branko Grünbaum and John F. Rigby. The real configuration  $(21_4)$ . *J. London Math. Soc.*, 41:336–346, 1990. [2](#)
- [13] Tomaž Pisanski and Brigitte Servatius. *Configurations from a Graphical Viewpoint*. Birkhäuser Advanced Texts. Birkhäuser, New York, 2013. [1](#)

(1) DEPARTMENT OF MATHEMATICS AND STATISTICS, UNIVERSITY OF ALASKA FAIRBANKS, FAIRBANKS, AK, USA

(2) BOLYAI INSTITUTE, UNIVERSITY OF SZEGED, SZEGED, HUNGARY  
 ORCID ID: [HTTPS://ORCID.ORG/0000-0002-5469-5165](https://orcid.org/0000-0002-5469-5165)

(3) UNIVERSITY OF PRIMORSKA, KOPER, SLOVENIA, AND INSTITUTE OF MATHEMATICS, PHYSICS AND MECHANICS, UNIVERSITY OF LJUBLJANA, LJUBLJANA, SLOVENIA  
 ORCID ID: [HTTPS://ORCID.ORG/0000-0002-1257-5376](https://orcid.org/0000-0002-1257-5376)