

Reweighted Jarzynski sampling: Acceleration of rare events and free energy calculation with a bias potential learned from nonequilibrium work

Kristof M. Bal*

*Department of Chemistry and NANOlaboratory Center of Excellence,
University of Antwerp, Universiteitsplein 1, 2610 Antwerp, Belgium*

(Dated: June 9, 2021)

We introduce a simple enhanced sampling approach for the calculation of free energy differences and barriers along a one-dimensional reaction coordinate. First, a small number of short nonequilibrium simulations is carried out along the reaction coordinate, and the Jarzynski equality is used to learn an approximate free energy surface from the nonequilibrium work distribution. This free energy estimate is represented in a compact form as an artificial neural network, and used as an external bias potential to accelerate rare events in a subsequent molecular dynamics simulation. The final free energy estimate is then obtained by reweighting the equilibrium probability distribution of the reaction coordinate sampled under influence of the external bias. We apply our reweighted Jarzynski sampling recipe to four processes of varying size and complexity—spanning chemical reaction in the gas phase, pair association in solution, and droplet nucleation in supersaturated vapor. In all cases, we find reweighted Jarzynski sampling to be a very efficient strategy, resulting in rapid convergence of the free energy to high precision.

I. INTRODUCTION

The free energy F is a central thermodynamic quantity that governs the equilibrium properties and dynamics of a system. In order to calculate free energy differences between states, one must be able to express the free energy as a low-dimensional function $F(\mathbf{s})$, in which \mathbf{s} are collective variables that can properly distinguish configurations belonging to any of the states of interest. To evaluate the free energy surface (FES) $F(\mathbf{s})$ using atomistic simulations, enough configurations for all values of \mathbf{s} must be sampled. This is, however, challenging if high free energy barriers are present on $F(\mathbf{s})$ and state-to-state transitions are rare events.

Several techniques have been developed in the last few decades to improve sampling and allow for an efficient reconstruction of $F(\mathbf{s})$. One particular class is that of the so-called *adaptive* sampling methods [1–5]. Typically, such a method uses an external bias potential or force. This bias is refined iteratively in such a way that the system fully explores the whole collective variable space \mathbf{s} of interest. The best possible sampling can be achieved if the bias perfectly compensates $F(\mathbf{s})$ or its gradient, i.e., $V(\mathbf{s}) = -F(\mathbf{s})$. Therefore, a converged bias in adaptive sampling methods is also a good estimator of the free energy.

Although the simultaneous optimization of sampling and reconstruction of the free energy is an attractive proposition, practical application of adaptive sampling methods can be difficult. In essence, one must find a balance between fast exploration of configuration space (which requires rapid updates of the bias) and a smooth convergence of the free energy (slow updates of the bias). Paradoxically, adaptive sampling methods—which aim to

reconstruct the free energy—thus tend to perform best only when the FES is already known [6]. In addition, even if a method’s bias is formally an estimator of the free energy, such as in metadynamics [3] or the adaptive biasing force algorithm [2], it is not necessarily the most efficient. Indeed, a free energy estimate from on-the-fly sampled forces or histogram converges more quickly than the bias itself [7–9].

Convergence of the free energy requires frequent visits of all regions in configuration space [7]. In this sense, it may be better to have a roughly reasonable bias potential as soon as possible: $V(\mathbf{s})$ need not be an estimator of $F(\mathbf{s})$, as long as it is able to induce state-to-state transitions on an MD time scale. If sampling is good, $F(\mathbf{s})$ can then be obtained from the average force or reweighted histogram. As first steps towards such an idea, several recent sampling strategies have employed less accurate, but much simpler bias potentials [10–12]. A recurring concept in such methods is that metastable states can be sampled on a short timescale, so that local models of $F(\mathbf{s})$ can be constructed quickly for each state of interest. The full FES is then approximated as an interpolation between these models of well-sampled local islands. As a result, only a limited number of interpolation parameters are left to be optimized to produce an efficient bias for sampling. Finally, any remaining discrepancies between $F(\mathbf{s})$ and $-V(\mathbf{s})$ are removed using reweighting techniques.

In this work, we go one step further and present an Ansatz for an efficient sampling bias that requires no subsequent optimization during the sampling trajectory. In a two-state system, characterized by a reaction coordinate χ , a bias $V(\chi)$ is learned from the work distribution of a small number of nonequilibrium molecular dynamics trajectories along χ , using the Jarzynski equality [13]. An artificial neural network (ANN) is used to represent a smooth bias potential in a flexible manner. Although Jarzynski’s free energy estimator is hard to converge re-

* kristof.bal@uantwerpen.be

liably [14–20], we find that its second order cumulant expansion can efficiently generate a bias potential capable of driving transitions along χ . A simple reweighting of the biased trajectory suffices to reconstruct the unbiased free energy $F(\chi)$. We demonstrate our reweighted Jarzynski sampling approach on four systems representing gas phase chemical reactions, processes in solution, and phase transitions. For all systems, accurate free energy differences and barriers are obtained at a cost competitive to, or lower than, previous enhanced sampling studies.

II. THEORY

A. Jarzynski equality and free energy reconstruction

Suppose a transformation of interest can be described by a single collective variable $\chi(\mathbf{R})$, in which \mathbf{R} are the microscopic coordinates of the the system. Let the system be equilibrated at a temperature T , in contact with a heat bath at T , and defined by an initial state $\chi = \chi_a$. An external force applied to χ can then be used to drive the system to a new state χ_b , delivering an amount of work W . Jarzynski discovered the existence of a relation between the nonequilibrium work W of such a process, and the free energy difference $\Delta F = F(\chi_b) - F(\chi_a)$ between the microstates χ_a and χ_b [13]:

$$e^{-\beta\Delta F} = \langle e^{-\beta W} \rangle, \quad (1)$$

in which $\beta = (k_B T)^{-1}$ and k_B the Boltzmann constant. The average $\langle \dots \rangle$ indicates that from a large number of *nonequilibrium* experiments $\chi_a \rightarrow \chi_b$, the *equilibrium* free energy difference ΔF can be recovered.

A practical difficulty of applying Eq. (1) for the calculation of free energy differences, is the poor convergence of its exponential average [20]. A typical realization of the nonequilibrium experiment will require $W > \Delta F$ and only make a small contribution to the final estimate. The average work $\overline{W} = \Delta F + \overline{W}_d$, in which \overline{W}_d is the average dissipated work; the probability of carrying out a dominant realization, for which $W \approx \Delta F$, is much lower. Indeed, the free energy estimator can be very difficult to converge in the context of molecular dynamics simulations, with unpredictable bias and variance [14–20]. The large number nonequilibrium trajectories, and associated computational cost, required for a reliable application of Eq. (1) makes its usefulness for free energy calculation impractical. Therefore, alternative strategies have been proposed that increase the probability of sampling dominant, low-work trajectories or use more robust free energy estimators [21–25].

Within MD simulations, the transformation $\chi_a \rightarrow \chi_b$ can be realized using steered MD (SMD), by coupling a moving Hooke spring potential to χ . Park and Schulten observed that in the limit of stiff springs and overdamped Langevin dynamics, W follows a Gaussian distribution,

centered at \overline{W} [16]. In this regime, the second order cumulant expansion therefore becomes a good estimator of ΔF :

$$F(\chi) \approx \langle W(\chi) \rangle - \frac{\beta}{2} (\langle W(\chi)^2 \rangle - \langle W(\chi) \rangle^2), \quad (2)$$

where we have chosen $F(\chi_a) = 0$. In principle, this expression exhibits better convergence when only a small sample of SMD trajectories is available, although some reports have doubted its practical accuracy [26].

B. A reweighting approach

Here, we propose to sidestep the convergence concerns regarding the application of the Jarzynski equality to SMD simulations. We do not attempt to directly calculate the free energy F from a sample $\{W_i\}$. Rather, we use the Jarzynski equality to learn a bias potential $V(\chi)$, and reconstruct a free energy profile $F(\chi)$ from a reweighted molecular dynamics trajectory on the biased potential energy surface. To wit, our procedure is as follows:

1. Perform a small number of SMD simulations, pulling the system from χ_a to χ_b . For each trajectory i , record the instantaneous values of $(\chi_i(t_j), W_i(t_j))$ at regular time intervals t_j .
2. Learn smooth functions $W_i(\chi)$ from the respective set of (χ_i, W_i) data. Use the cumulant expression Eq. (2) to calculate an estimated free energy profile $\tilde{F}(\chi)$ from $\{W_i(\chi)\}$.
3. Perform a MD simulation while applying an external bias potential $V(\chi) = -\tilde{F}(\chi)$. Reconstruct the true free energy surface $F(\chi)$ from the reweighted histogram $\langle w(t) \cdot \delta[\chi - \chi(t)] \rangle_b$, in which $w(t) = e^{-\beta V(\chi(t))}$ and $\langle \dots \rangle_b$ denotes a time average on the biased potential energy surface.

In order to maximize the validity of Eq. (2) all SMD simulations should be carried out with a strongly coupled Langevin thermostat and use spring forces that can tightly confine χ throughout the trajectory. As a rule of thumb, the aim was to limit fluctuations of χ to around 1% of $|\chi_b - \chi_a|$ in all reported simulations. Still, the resulting (χ_i, W_i) will be noisy. Dealing with such data is a key aspect of machine learning techniques, and we use kernel ridge regression to learn smooth functions $W_i(\chi)$ from each SMD run i . We can then obtain an approximate free energy surface $\tilde{F}(\chi)$ by inserting all $W_i(\chi)$ in the cumulant expansion of Eq. (2).

We do not need $\tilde{F}(\chi)$ to be a high-quality estimator of $F(\chi)$. The bias potential $V(\chi) = -\tilde{F}(\chi)$ will sufficiently enhance sampling in the interval $[\chi_a, \chi_b]$ within MD time scales as long as it approximates the true free energy up to a few $k_B T$. The curvature of $\tilde{F}(\chi)$ is strongly dependent on the process, which can pose a challenge when

using it to calculate a biasing force. Here, too, machine learning techniques can provide an outcome: Artificial neural networks (ANNs) can efficiently represent arbitrary free energy surfaces in a compact and differentiable manner [27–29]. We find that the one-dimensional $\tilde{F}(\chi)$ (or $V(\chi)$) is always well-described by an ANN with a single hidden layer. Note that the use of ANNs is not a crucial aspect of our approach, but merely the most convenient option available to us that avoids the discretization and boundary errors associated with storing \tilde{F} on a grid.

$F(\chi)$ is defined in terms of the marginal probability density of χ , $p(\chi) = \langle \delta[\chi - \chi(t)] \rangle$:

$$F(\chi) = -\frac{1}{\beta} \ln \langle \delta[\chi - \chi(t)] \rangle. \quad (3)$$

Accordingly, if the external bias potential $V(\chi)$ is used to enhance sampling along χ , reweighting of the biased trajectory recovers $p(\chi)$:

$$F(\chi) = -\frac{1}{\beta} \ln \langle w(t) \cdot \delta[\chi - \chi(t)] \rangle_b, \quad (4)$$

in which $w(t) = e^{-\beta V(\chi(t))}$ and $V(\chi) = -\tilde{F}(\chi)$, as noted before. Because the bias potential $V(\chi)$ is static in our case, the simple reweighting formula above suffices.

We have restricted ourselves to a one-dimensional FES $F(\chi)$. For many systems and transformations, good approximate reaction coordinates χ are known and our method can be readily applied. However, even if no intuitive reaction coordinate is available, recent data-driven approaches have made it possible to discover candidate reaction coordinates $\chi(\mathbf{R})$ in an automated manner [30]. In one following example (sec. III E), we show how one such method—harmonic linear discriminant analysis (HLDA) [31]—can be integrated in our workflow.

III. EXAMPLES

A. General computational details

All SMD simulations, sampling, and reweighting were carried out using PLUMED [32, 33] plugged into CP2K [34] (molecular systems) or LAMMPS [35] (others). The temperature was controlled via Langevin thermostats: a white noise implementation [36] in the large scale simulations, and a colored noise generalized Langevin thermostat [37] optimized for efficient sampling [38] in the isolated molecular systems.

All machine learning algorithms were used as implemented in the scikit-learn library [39]. Each $W_i(\chi)$ was interpolated with kernel ridge regression, using a regularization strength of 0.1 and a radial basis function (RBF) kernel; the learned models were then used to generate a large number $W_i(\chi)$ values in the interval $[\chi_a, \chi_b]$ (in the order of 10^3 to 10^4 , depending on the system). From

these data points, the cumulant estimator of $\tilde{F}(\chi)$ was calculated at all considered values of χ . A single hidden layer ANN with tanh activation functions was then fitted to these $(\chi, \tilde{F}(\chi))$ value pairs. This training data was shuffled prior to learning the ANN, and 10% of the data points were held back for validation purposes. The number of neurons in the hidden layer was chosen to minimize the error on the test set.

For each of the considered systems, only five independent SMD trajectories were computed. Three independent reweighting simulations were carried out for each system to assess their reproducibility. Error bars on free energy differences or barriers are then reported at the 75 % confidence level.

Free energy differences ΔF between metastable states A and B are defined as:

$$\Delta F = F_B - F_A \quad \text{with} \quad F_X = -\frac{1}{\beta} \int_X d\chi e^{-\beta F(\chi)}, \quad (5)$$

whereas the free energy barrier of a transition $A \rightarrow B$, passing through a dividing surface $\chi = \chi^*$, is

$$\Delta^\ddagger F = F(\chi^*) + \frac{1}{\beta} \ln \frac{\langle |\nabla \chi| \rangle_{\chi=\chi^*}^{-1}}{h} \sqrt{\frac{2\pi m}{\beta}} - F_A, \quad (6)$$

with h being the Planck constant and m the mass of the reaction coordinate [40]. The rate constant of the process can then be calculated within the framework of transition state theory (TST), from the Eyring expression $k^{\text{TST}} = (h\beta)^{-1} e^{-\beta \Delta^\ddagger F}$. The definition of the barrier in Eq. (6) guarantees that the choice of the dividing surface $\chi = \chi^*$ that maximizes $\Delta^\ddagger F$ also minimizes the TST rate k^{TST} , which is in turn an upper bound on the true rate k . A gauge correction, function of the norm of the gradient of χ with respect to all atomic coordinates \mathbf{R} , is needed to obtain barriers invariant to the functional form of $\chi(\mathbf{R})$.

Sample inputs and scripts to reproduce the reported simulations are deposited on PLUMED-NEST, the public repository of the PLUMED consortium [33], as plumID:21.020 [41].

B. Symmetric nucleophilic substitution reaction

As a first illustration of reweighted Jarzinsky sampling, we use the symmetric S_N2 reaction of methyl chloride, $\text{Cl}^- + \text{CH}_3\text{Cl} \rightarrow \text{ClCH}_3 + \text{Cl}^-$, a common testbed for enhanced sampling techniques [5, 42–45]. Intuitively, we choose $\chi = (d_2 - d_1)/\sqrt{2}$ (Fig. 1a). We apply harmonic restraints to keep d_1 and d_2 below 5 Å, describe the interatomic interactions with the semi-empirical PM6 Hamiltonian [46], and integrate the equations of motion with a time step of 0.5 fs. SMD simulations were then performed in the interval $\chi \in [-1.5, 1.5]$ Å at $T = 300$ K, over a time scale of 10 ps.

The $(\chi(t), W(t))$ trajectory of two independent SMD simulations can be quite different (up to about $2k_B T$), as shown in Fig. 1b. Even though the sampled data is rather

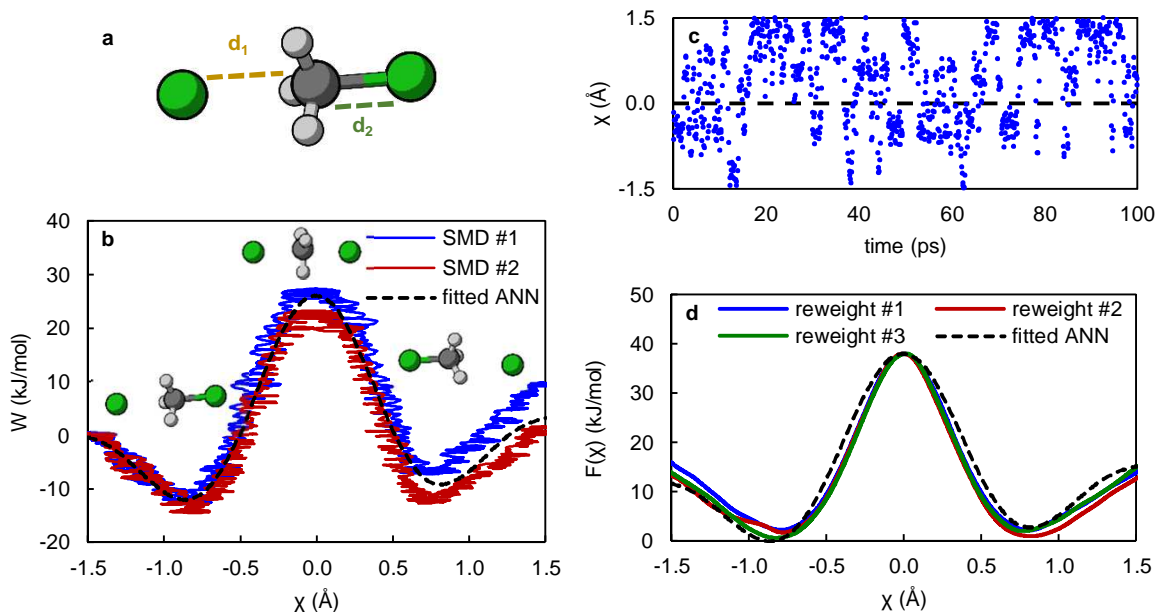


FIG. 1. Symmetric S_N2 reaction of methyl chloride. (a) Definition of the distances d_1 and d_2 . (b) (χ, W) of two independent SMD runs, and the final ANN representation of $\tilde{F}(\chi)$. (c) Example trajectory of χ during a reweighting run using $-\tilde{F}(\chi)$ as external bias potential. (d) Final estimates $F(\chi)$ from three independent reweighting runs, compared to $\tilde{F}(\chi)$. The curves are vertically aligned at $\chi = 0$ Å.

noisy (using a spring constant of $10^3 \text{ kJ mol}^{-1} \text{ Å}^{-2}$), the final ANN approximation of $\tilde{F}(\chi)$ is however a smooth curve, for which 12 hidden neurons suffice. Because of the symmetry of the problem, we can also see that $\tilde{F}(\chi)$ is not a perfect estimator of the true FES, as it is biased towards the $\chi < 0$ state by about 3 kJ/mol. Such a bias is usually hard to distinguish from the variance or other sources of error [15, 17]. The asymmetry of the putative FES also affects a reweighting run using $V(\chi) = -\tilde{F}(\chi)$ as a bias potential, which preferentially samples the $\chi > 0$ state (Fig. 1c). The bias potential does, however, also efficiently induce many state-to-state crossings, and an extensive sampling of the transition state region at $\chi \approx 0$. As a result, the final estimates of $F(\chi)$ after 100 ps reweighting runs are, on average, free from the initial bias in $\tilde{F}(\chi)$ (Fig. 1d): From three trajectories, we find $\Delta F = 0.2 \pm 1.1 \text{ kJ/mol}$.

A very modest sampling time of $5 \times 10 \text{ ps}$ (SMD runs) + 100 ps (reweighting) can thus yield reaction free energies with rather good precision, and repeated reweighting runs show that the uncertainty is well below $k_B T$. This does not only hold true for thermodynamics, but also kinetics. The free energy barrier of the forward reaction (from low to high χ) is predicted to be $\Delta^\ddagger F = 36.7 \pm 0.8 \text{ kJ/mol}$, corresponding to a rate $k^{\text{TST}} = (2.6 \pm 0.8) \times 10^6 \text{ s}^{-1}$. This implies an average reaction time of $390 \pm 120 \text{ ns}$, which compares well to the range 180–300 ns obtained by Fu et al. using metadynamics in an almost identical model system [44]. TST thus appears to describe this particular process rather well. While both approaches turn out to be equally ac-

curate, it must be noted that even the best-optimized metadynamics approach needed on average $\sim 250 \text{ ps}$ of MD time to sample a single transition, while we observe many transitions within a single 100 ps run.

The ability of the reweighting procedure to transparently remove the bias error that may be present in \tilde{F} is a key strength of our procedure. Whenever many state-to-state transitions are observed during the reweighting run, in principle the only remaining error in F will be due to variance. The size of this variance can then be estimated with the usual techniques, such as block averaging or repeated simulations.

C. Droplet nucleation in supersaturated vapor

As an example of a process involving diffusive collective motion of a large number of atoms, we revisit the condensation of Ar vapor at $T = 80.7 \text{ K}$, for which rates have been calculated previously [47, 48]. We model 512 atoms in a cubic simulation cell of length 11.5 nm, corresponding to an initial supersaturation of 8.68. Interatomic interaction are described by a Lennard-Jones potential, using the same parameters as earlier work [47]. We use the number of liquidlike atoms n as a reaction coordinate, that is, the number of atoms that have more than five nearest neighbors. Equations of motion are integrated with a time step of 5 fs. Because we are only interested in the formation of the critical nucleus, we perform SMD from $n = 0$ to $n = 64$ over 10 ns, and also place a harmonic wall at $n = 64$ (Fig. 2a).

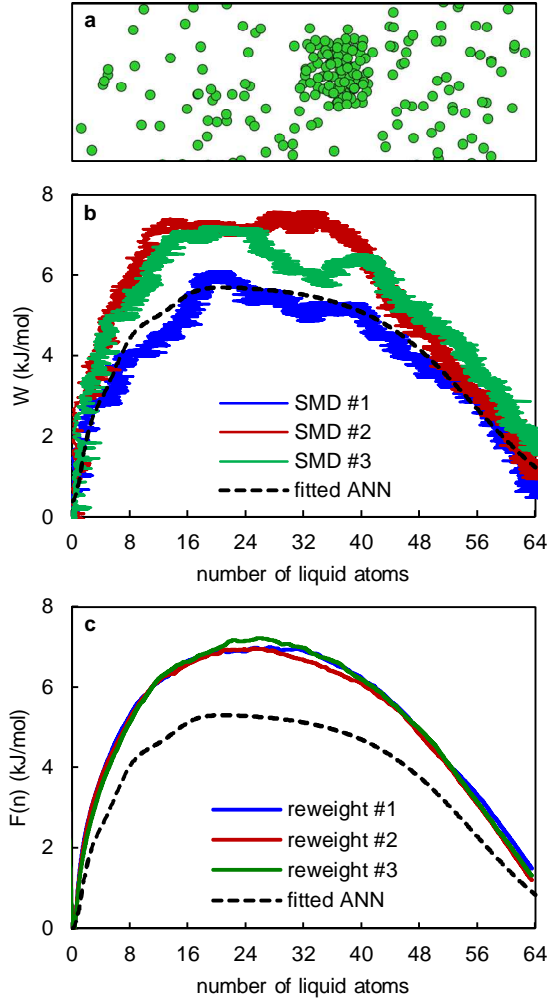


FIG. 2. Droplet nucleation from supersaturated Ar vapor. (a) Snapshot of a configuration corresponding to $n \approx 64$. (b) Example (n, W) curves of three independent SMD runs, and the final ANN representation of $\tilde{F}(n)$. (c) Final estimates $F(n)$ from three independent reweighting runs, compared to $\tilde{F}(n)$. The curves are vertically aligned at $n = 0$.

The individual $(n(t), W(t))$ trajectories can differ quite strongly for the process, and are also rather rough (Fig. 2b). $\tilde{F}(n)$ is however again a very smooth function owing to the regularization employed in the kernel ridge regression interpolation, and is well represented by only 12 neurons in the hidden layer. From three 100 ns reweighting runs we can see that: (1) $\tilde{F}(n)$ mostly recovers the shape of the FES, and while it underestimates the nucleation barrier by more than $2 k_B T$ (2) the reweighted $F(n)$ reliably converges within this time scale in a very consistent manner (Fig. 2c).

Nucleation barriers are recovered with very high precision, yielding the estimate $\Delta^\ddagger F = 7.06 \pm 0.15$ kJ/mol. Note that in our previous study of this process [48], a metadynamics simulation required $1 \mu s$ to produce a barrier estimate with a larger uncertainty, namely, $7.46 \pm$

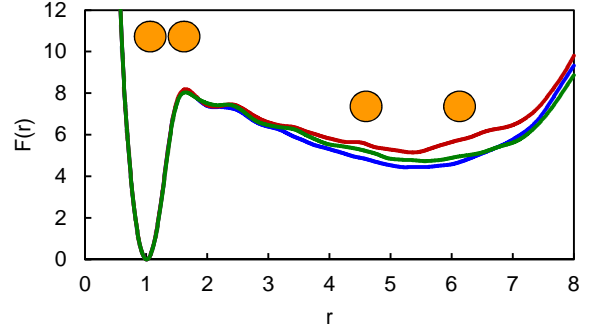


FIG. 3. Free energy of a strongly interacting dimer, solvated by a Lennard-Jones fluid, as a function of the interatomic separation r . The resultant $F(r)$ of three independent reweighting runs are depicted in different colors.

0.43 kJ/mol (error calculated from four 200 ns trajectory chunks, adjusted to the same confidence level of 75 %). A correct rate estimate also requires knowledge of the transmission coefficient, which is $\kappa = (2.1 \pm 0.5) \times 10^{-3}$ at this particular supersaturation level [48]. Any rate estimate $k = \kappa k^{\text{TST}}$ is only valid within the simulation cell volume V . A global nucleation rate should therefore be calculated as $J = k/V$ [47, 48]. From this data, we can estimate the nucleation rate to be $J = (6.3 \pm 2.1) \times 10^{22} \text{ cm}^{-3} \text{ s}^{-1}$, close to our previously reported value of $(3.5 \pm 2.4) \times 10^{22} \text{ cm}^{-3} \text{ s}^{-1}$. The overall computational cost required in this work is however three times lower.

D. Dissociation and association in solution

Processes in solution depend on an intricate interplay between solvent and solute, which makes their analysis non-trivial [49]. We introduced a simple example of such a system in earlier work, consisting of a Morse dimer solvated in a dense Lennard-Jones fluid [40].

Reduced units were used throughout. We performed SMD simulations on this system at a reduced temperature of $T = 1.5$, manipulating the interatomic distance in the dimer from $r = 0.8$ to $r = 8.0$, over a time scale of $10^3 \tau$ (5×10^5 time steps). We again fit $\tilde{F}(r)$ to a $\{12\}$ ANN and converge $F(r)$ in reweighting runs of $10^4 \tau$, depicted in Fig. 3.

$F(r)$ is highly asymmetric, and it seems that narrow deep free energy wells (i.e., the bound state) are better-sampled than wide, shallow states (the dissociated state). This is also reflected by the unbinding free energy barrier $\Delta^\ddagger F = 4.69 \pm 0.07$, which is determined with a higher precision than the unbinding free energy, $\Delta F = 1.17 \pm 0.33$. These estimates are in agreement with previously calculated values, which are $\Delta^\ddagger F = 4.83 \pm 0.14$ and $\Delta F = 1.39 \pm 0.16$, respectively [40].

E. Four-center addition reaction

It is not always trivial to find an appropriate one-dimensional reaction coordinate χ . For example, the hydrobromination reaction of propene, $\text{HBr} + \text{C}_3\text{H}_6$, involves forming a C–Br bond, forming a C–H bond, breaking the H–Br bond, and changing the bonding character of the vinyl moiety. In addition, two possible products can be formed: the dominant 2-bromopropane (the Markovnikov product) and the less likely 1-bromopropane (the anti-Markovnikov product). Due to this manybody nature, the reaction has recently been recognized as an interesting test case for targeted sampling of reaction pathways. Methods that aim to explore high-dimensional configuration spaces have been tested on this system [12], as well as dimensionality reduction techniques [50].

Here, we wish to specifically target the Markovnikov pathway. For this purpose, we must identify a suitable reaction coordinate $\chi(\mathbf{R})$. A method that integrates rather well in our established workflow, is harmonic linear discriminant analysis (HLDA) [31]. In HLDA, one first identifies the metastable states of interest, which are here the $\text{HBr} + \text{propene}$ system and 2-bromopropane, respectively. A set of simple microscopic descriptors that may be able to discriminate between these states must then be selected. In order to exploit chemical intuition as little as possible, we here opt to use all internal degrees of freedom of the four reaction centers, namely, the six interatomic distances between H, Br and the vinylic C atoms (Fig. 4a). Finally, short MD runs are carried out in the two metastable state of interest so that for each state i , the mean μ_i and multivariate variance Σ_i of the descriptors $\mathbf{d} = (d_1, d_2, \dots, d_6)$ can be calculated. Finally, the coordinate χ that best separates the two states A and B is calculated as a linear combination of the candidate descriptors:

$$\chi = (\mu_A - \mu_B)^T \left(\frac{1}{\Sigma_A} + \frac{1}{\Sigma_B} \right) \mathbf{d}, \quad (7)$$

in a modification of Fisher’s linear discriminant analysis (LDA). An advantage of HLDA is that it only requires us to know *a priori* the metastable states of interest, without having to sample any $A \rightarrow B$ transition pathway first.

As in previous studies [12, 50], harmonic restraints were used to keep all components of \mathbf{d} below 3 Å, interatomic forces were calculated at the semi-empirical PM6 level of theory [46], and sampling was carried out at $T = 300$ K. The integration time step was 0.5 fs. We first parameterized $\chi = 0.661d_1 - 0.656d_2 - 0.328d_3 + 0.011d_4 - 0.021d_5 + 0.157d_6$ from 20 ps sampling runs in the metastable states. Then, SMD runs were carried out over 10 ps from $\chi = -2$ Å and $\chi = 1$ Å. A larger {48} ANN was found to be needed for an accurate representation of the sharply varying $\tilde{F}(\chi)$. Finally, reweighting over just 100 ps yields very consistent estimates of the FES $F(\chi)$ (Fig. 4b).

The predicted reaction free energy $\Delta F = -33.8 \pm 1.9$ kJ/mol, and the barrier $\Delta^\ddagger F = 131.7 \pm 0.8$ kJ/mol. This very high free energy barrier implies that the reaction is very slow: $k^{\text{TST}} = (7.46 \pm 2.34) \times 10^{-11} \text{ s}^{-1}$. However, the bias potential $-\tilde{F}(\chi)$ is of sufficient quality to induce several transitions in both directions within short MD runs.

Due to its high barriers and asymmetric FES this particular system constitutes the most challenging application of reweighted Jarzynski sampling up till now. It is therefore instructive to verify how our sampling recipe compares to state-of-the-art adaptive techniques in this system. For this purpose, we choose the on-the-fly probability-enhanced sampling (OPES) method [51]. We stack the deck strongly in the favor of OPES in two ways. First, we run an OPES simulation for 500 ps, which five times longer than our reweighting runs. Second, OPES depends on an *a priori* knowledge of the highest barrier in the system, which we already have by now: We set the OPES barrier parameter to 200 kJ/mol, well above either barrier of interest. The OPES bias was updated in 100 fs intervals.

We plot the trajectory of χ in a reweighting run under influence of the bias $-\tilde{F}(\chi)$ as well as during the OPES simulation (Figs. 5a and b, respectively). Here, we can see that OPES exhibits an issue that is typical to adaptive sampling methods, but avoided by our recipe. The initial $A \rightarrow B$ transition occurs rather quickly in the OPES run, because its barrier height is approximately known and an efficient bias can be easily constructed. Then, however, the simulation remains stuck in the B state: The OPES algorithm has no way of knowing the free energy difference ΔF between the metastable states or, equivalently, the barrier height of the $B \rightarrow A$ transition. The bias for escaping state B is therefore only accumulated slowly. Similar behaviour is also observed with slower bias update frequencies (1 ps) and a lower barrier parameter (150 kJ/mol). The Jarzynski-derived $\tilde{F}(\chi)$, in contrast, is a good model for both barriers and leads to uniform sampling from the get-go.

F. Limitations and future prospects

Although the good performance of reweighted Jarzynski sampling in the above examples is very encouraging, we must address two obvious limitations of the approach.

First, the approach outlined here is intended for the targeted calculation of free energy differences and barriers of transformations along a single reaction coordinate. The reaction path of interest must be known *a priori*. The study of high-dimensional free energy surfaces is therefore not the main application domain. Nor is the unconstrained exploration of configuration space: To characterize previously unknown states and pathways, one can use specialized “blind” methods [12, 52–54].

Second, although $-\tilde{F}$ has turned out to be a per-

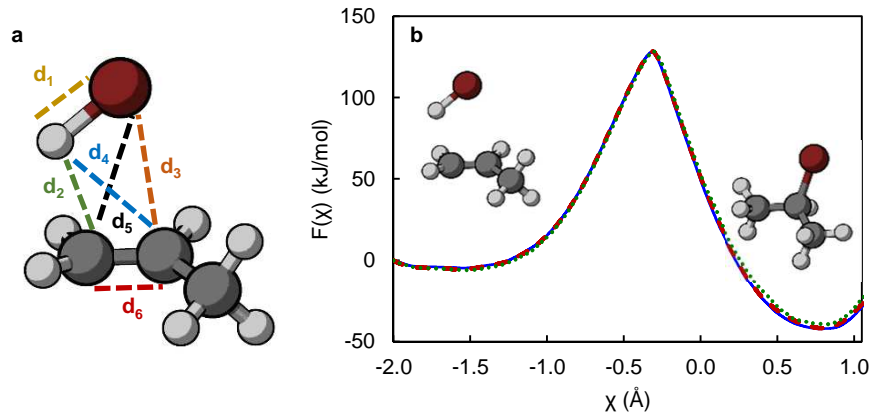


FIG. 4. Hydrobromination of propene. (a) Definition of the six degrees of freedom included in the reaction coordinate $\chi(\mathbf{R})$. (b) Free energy surface $F(\chi)$ of the formation of the Markovnikov product 2-bromopropane. The resultant $F(\chi)$ of three independent reweighting runs are depicted in different colors and line styles.

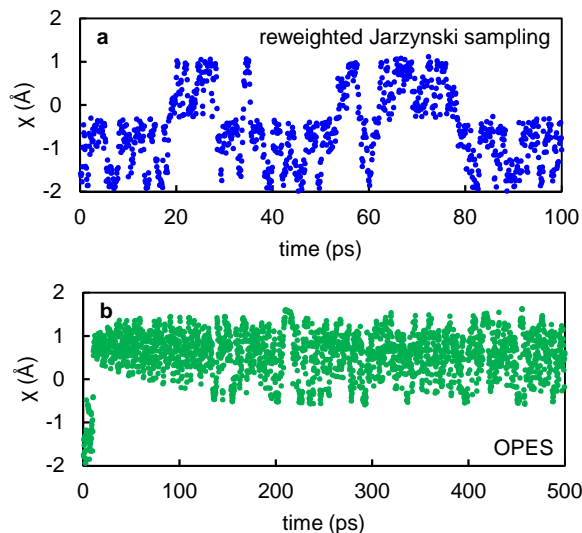


FIG. 5. Comparing sampling efficiency of different methods in the hydrobromination reaction. Trajectory of χ in (a) a reweighting run using $-\tilde{F}(\chi)$ as static bias and (b) an adaptive OPES run. Note that the OPES run is five times longer.

fectly cromulent bias potential in the above examples, this might not be generally true. As noted earlier, it is difficult to consistently eliminate bias and variance errors in applications of the Jarzynski equality [15, 17]. If \tilde{F} deviates from F by more than a few $k_B T$, the resultant bias may not lead to sufficient sampling. One possible way to make $-\tilde{F}$ an even more robust bias would be to use methods with improved convergence [21–25]. In addition, the toolbox of nonequilibrium nanoscale thermodynamics [55] could be further explored: For example, if also reverse trajectories ($B \rightarrow A$) are sampled, the Crooks fluctuation theorem [56] can be invoked as an alternative means of estimating free energies.

Even if \tilde{F} is a poor approximation of F it can still serve

as an initial step in an enhanced sampling procedure: An adaptive sampling method such as metadynamics, variationally enhanced sampling, or OPES could operate on top of a preconditioned, mollified FES $F - \tilde{F}$. Such preconditioning may also help prevent the adaptive method getting stuck in very deep minima. Alternatively, following other recent approaches, our approach could be the basis of an iterative procedure, in which the initial estimate \tilde{F} is further refined in a sequence of sampling runs until convergence is reached [28, 29].

Currently, we have only employed a *parallel* strategy to improve the estimate of F , in the sense that multiple independent reweighting runs were carried out. If we observed that several transitions occurred within each reweighting run, we assumed that the bias error in F was small, so that we could directly quantify the inherent variance of the FES estimates by comparing the reweighting simulations. If either check proved unsatisfactory for our trial runs, we simply opted to carry out the reweighting runs for more steps. We also did not explicitly assess the quality of the employed reaction coordinates: A poorly chosen χ negatively affects the performance of adaptive sampling methods, and this is equally true for our approach.

Finally, we would like to note one very practical convenience of the reweighted Jarzynski sampling approach: All required simulation steps can be readily carried out with unmodified versions of standard sampling codes. The only requirement is that moving harmonic restraints and the collective variables of choice are implemented, and that arbitrary bias potentials are allowed. Recent versions of PLUMED [32, 33] satisfy these requirements.

IV. CONCLUSIONS

We have introduced a recipe for the calculation of a one-dimensional free energy surface (FES) from atomistic simulations. The final FES estimate $F(\chi)$ is ob-

tained from the reweighted *equilibrium* probability density of the coordinate χ , sampled under influence of an external bias potential $V(\chi)$. The bias $V(\chi)$, in turn, is learned first from a small collection of *nonequilibrium* trajectories by employing the Jarzynski equality. $V(\chi)$ is smoothly and compactly represented in the form of an artificial neural network (ANN).

We find reweighted Jarzynski sampling to exhibit excellent efficiency and accuracy in the considered systems. Free energy differences and barriers with error bars well below $k_B T$ are routinely obtained within very economical simulation time scales, and accurate kinetics are simultaneously accessible through a recent numerical framework [40, 48].

The approach is also compatible with adaptively biased sampling methods so that a joint application may exhibit faster convergence. The method can readily use any type

of collective variable as reaction coordinate χ , and only requires an off-the-shelf version of the PLUMED plugin or any other free energy code with similar capabilities.

ACKNOWLEDGMENTS

K.M.B. was funded as a junior postdoctoral fellow of the FWO (Research Foundation – Flanders), Grant 12ZI420N. The computational resources and services used in this work were provided by the HPC core facility CalcUA of the Universiteit Antwerpen, and VSC (Flemish Supercomputer Center), funded by the FWO and the Flemish Government. HLDA calculations were performed with a script provided by GiovanniMaria Piccini. K.M.B. thanks Erik Neyts for proofreading this manuscript, the many discussions over the years, and for his continuous support.

-
- [1] M. Mezei, Adaptive umbrella sampling: Self-consistent determination of the non-Boltzmann bias, *J. Comput. Phys.* **68**, 237 (1987).
 - [2] E. Darve and A. Pohorille, Calculating free energies using average force, *J. Chem. Phys.* **115**, 9169 (2001).
 - [3] A. Laio and M. Parrinello, Escaping free-energy minima, *Proc. Natl. Acad. Sci.* **99**, 12562 (2002).
 - [4] O. Valsson and M. Parrinello, Variational approach to enhanced sampling and free energy calculations, *Phys. Rev. Lett.* **113**, 090601 (2014).
 - [5] J. Zhang, Y. I. Yang, and F. Noé, Targeted adversarial learning optimized sampling, *J. Phys. Chem. Lett.* **10**, 5791 (2019).
 - [6] J. F. Dama, G. M. Hocky, R. Sun, and G. A. Voth, Exploring valleys without climbing every peak: More efficient and forgiving metabasin metadynamics via robust on-the-fly bias domain restriction, *J. Chem. Theory Comput.* **11**, 5638 (2015).
 - [7] M. A. Cuendet and M. E. Tuckerman, Free energy reconstruction from metadynamics or adiabatic free energy dynamics simulations, *J. Chem. Theory Comput.* **10**, 2975 (2014).
 - [8] L. Mones, N. Bernstein, and G. Csányi, Exploration, sampling, and reconstruction of free energy surfaces with Gaussian process regression, *J. Chem. Theory Comput.* **12**, 5100 (2016).
 - [9] V. Marinova and M. Salvalaglio, Time-independent free energies from metadynamics via mean force integration, *J. Chem. Phys.* **151**, 164115 (2019).
 - [10] J. McCarty, O. Valsson, and M. Parrinello, Bespoke bias for obtaining free energy differences within variationally enhanced sampling, *J. Chem. Theory Comput.* **12**, 2162 (2016).
 - [11] M. Invernizzi and M. Parrinello, Making the best of a bad situation: A multiscale approach to free energy calculation, *J. Chem. Theory Comput.* **15**, 2187 (2019).
 - [12] J. Debnath and M. Parrinello, Gaussian mixture-based enhanced sampling for statics and dynamics, *J. Phys. Chem. Lett.* **11**, 5076 (2020).
 - [13] C. Jarzynski, Nonequilibrium equality for free energy differences, *Phys. Rev. Lett.* **78**, 2690 (1997).
 - [14] G. Hummer, Fast-growth thermodynamic integration: Error and efficiency analysis, *J. Chem. Phys.* **114**, 7330 (2001).
 - [15] J. Gore, F. Ritort, and C. Bustamante, Bias and error in estimates of equilibrium free-energy differences from nonequilibrium measurements, *Proc. Natl. Acad. Sci. U.S.A.* **100**, 12564 (2003).
 - [16] S. Park and K. Schulten, Calculating potentials of mean force from steered molecular dynamics simulations, *J. Chem. Phys.* **120**, 5946 (2004).
 - [17] M. R. Shirts and V. S. Pande, Comparison of efficiency and bias of free energies computed by exponential averaging, the Bennett acceptance ratio, and thermodynamic integration, *J. Chem. Phys.* **122**, 144107 (2005).
 - [18] R. C. Lua and A. Y. Grosberg, Practical applicability of the Jarzynski relation in statistical mechanics: A pedagogical example, *J. Phys. Chem. B* **109**, 6805 (2005).
 - [19] H. Oberhofer, C. Dellago, and P. L. Geissler, Biased sampling of nonequilibrium trajectories: Can fast switching simulations outperform conventional free energy calculation methods?, *J. Phys. Chem. B* **109**, 6902 (2005).
 - [20] C. Jarzynski, Rare events and the convergence of exponentially averaged work values, *Phys. Rev. E* **73**, 046105 (2006).
 - [21] F. M. Ytreberg and D. M. Zuckerman, Efficient use of nonequilibrium measurement to estimate free energy differences for molecular systems, *J. Comput. Chem.* **25**, 1749 (2004).
 - [22] I. Echeverria and L. M. Amzel, Estimation of free-energy differences from computed work distributions: An application of Jarzynski's equality, *J. Phys. Chem. B* **116**, 10986 (2012).
 - [23] S. Wolf and G. Stock, Targeted molecular dynamics calculations of free energy profiles using a nonequilibrium friction correction, *J. Chem. Theory Comput.* **14**, 6175 (2018).
 - [24] M. Arrar, F. M. Boubeta, M. E. Szretter, M. Sued, L. Boechi, and D. Rodriguez, On the accurate estimation of free energies using the Jarzynski equality,

- J. Comput. Chem. **40**, 688 (2019).
- [25] N. M. Roussey and A. Dickson, Enhanced Jarzynski free energy calculations using weighted ensemble, *J. Chem. Phys.* **153**, 134116 (2020).
- [26] S. Y. Noh and R. Notman, Comparison of umbrella sampling and steered molecular dynamics methods for computing free energy profiles of aromatic substrates through phospholipid bilayers, *J. Chem. Phys.* **153**, 034115 (2020).
- [27] E. Schneider, L. Dai, R. Q. Topper, C. Drechsel-Grau, and M. E. Tuckerman, Stochastic neural network approach for learning high-dimensional free energy surfaces, *Phys. Rev. Lett.* **119**, 150601 (2017).
- [28] R. Galvelis and Y. Sugita, Neural network and nearest neighbor algorithms for enhancing sampling of molecular dynamics, *J. Chem. Theory Comput.* **13**, 2489 (2017).
- [29] H. Sidky and J. K. Whitmer, Learning free energy landscapes using artificial neural networks, *J. Chem. Phys.* **148**, 104111 (2018).
- [30] H. Sidky, W. Chen, and A. L. Ferguson, Machine learning for collective variable discovery and enhanced sampling in biomolecular simulation, *Mol. Phys.* **118**, e1737742 (2020).
- [31] D. Mendels, G. Piccini, and M. Parrinello, Collective variables from local fluctuations, *J. Phys. Chem. Lett.* **9**, 2776 (2018).
- [32] G. A. Tribello, M. Bonomi, D. Branduardi, C. Camilloni, and G. Bussi, PLUMED 2: New feathers for an old bird, *Comput. Phys. Commun.* **185**, 604 (2014).
- [33] The PLUMED consortium, Promoting transparency and reproducibility in enhanced molecular simulations, *Nat. Methods* **16**, 670 (2019).
- [34] T. D. Kühne, M. Iannuzzi, M. Del Ben, V. V. Rybkin, P. Seewald, F. Stein, T. Laino, R. Z. Khaliullin, O. Schütt, F. Schiffmann, D. Golze, J. Wilhelm, S. Chulkov, M. H. Bani-Hashemian, V. Weber, U. Borštnik, M. TAILLEFUMIER, A. S. Jakobovits, A. Lazzaro, H. Pabst, T. Müller, R. Schade, M. Guidon, S. Andermatt, N. Holmberg, G. K. Schenter, A. Hehn, A. Bussy, F. Belleflamme, G. Tabacchi, A. Glöß, M. Lass, I. Bethune, C. J. Mundy, C. Plessl, M. Watkins, J. Vandevondele, M. Krack, and J. Hutter, CP2K: An electronic structure and molecular dynamics software package – Quickstep: Efficient and accurate electronic structure calculations, *J. Chem. Phys.* **152**, 194103 (2020).
- [35] S. Plimpton, Fast parallel algorithms for short-range molecular dynamics, *J. Comput. Phys.* **117**, 1 (1995).
- [36] G. Bussi and M. Parrinello, Accurate sampling using Langevin dynamics, *Phys. Rev. E* **75**, 056707 (2007).
- [37] M. Ceriotti, G. Bussi, and M. Parrinello, Langevin equation with colored noise for constant-temperature molecular dynamics simulations, *Phys. Rev. Lett.* **102**, 020601 (2009).
- [38] M. Ceriotti, G. Bussi, and M. Parrinello, Colored-noise thermostats à la carte, *J. Chem. Theory Comput.* **6**, 1170 (2010).
- [39] F. Pedregosa, G. Varoquaux, A. Gramfort, V. Michel, B. Thirion, O. Grisel, M. Blondel, P. Prettenhofer, R. Weiss, V. Dubourg, J. Vanderplas, A. Passos, D. Cournapeau, M. Brucher, M. Perrot, and E. Duchesnay, Scikit-learn: Machine learning in Python, *J. Mach. Learn. Res.* **12**, 2825 (2011).
- [40] K. M. Bal, S. Fukuhara, Y. Shibuta, and E. C. Neyts, Free energy barriers from biased molecular dynamics simulations, *J. Chem. Phys.* **153**, 114118 (2020).
- [41] K. M. Bal, Reweighted Jarzynski sampling, <https://www.plumed-nest.org/eggs/21/020> (2021), PLUMED-NEST, plumID:21.020.
- [42] B. Ensing, A. Laio, M. Parrinello, and M. L. Klein, A recipe for the computation of the free energy barrier and the lowest free energy path of concerted reactions, *J. Phys. Chem. B* **109**, 6676 (2005).
- [43] K. L. Fleming, P. Tiwary, and J. Pfendtner, New approach for investigating reaction dynamics and rates with ab initio calculations, *J. Phys. Chem. A* **120**, 299 (2016).
- [44] C. D. Fu, L. F. L. Oliveira, and J. Pfendtner, Assessing generic collective variables for determining reaction rates in metadynamics simulations, *J. Chem. Theory Comput.* **13**, 968 (2017).
- [45] K. M. Bal, A. Bogaerts, and E. C. Neyts, Ensemble-based molecular simulation of chemical reactions under vibrational nonequilibrium, *J. Phys. Chem. Lett.* **11**, 401 (2020).
- [46] J. J. P. Stewart, Optimization of parameters for semiempirical methods V: Modification of NDDO approximations and application to 70 elements, *J. Mol. Model.* **13**, 1173 (2007).
- [47] M. Salvalaglio, P. Tiwary, G. M. Maggioni, M. Mazzotti, and M. Parrinello, Overcoming time scale and finite size limitations to compute nucleation rates from small scale well tempered metadynamics simulations, *J. Chem. Phys.* **145**, 211925 (2016).
- [48] K. M. Bal, Nucleation rates from small scale atomistic simulations and transition state theory (2021), arXiv:2101.09234.
- [49] R. G. Mullen, J.-E. Shea, and B. Peters, Transmission coefficients, committors, and solvent coordinates in ion-pair dissociation, *J. Chem. Theory Comput.* **10**, 659 (2014).
- [50] G. Piccini, D. Mendels, and M. Parrinello, Metadynamics with discriminants: A tool for understanding chemistry, *J. Chem. Theory Comput.* **14**, 5040 (2018).
- [51] M. Invernizzi and M. Parrinello, Rethinking metadynamics: From bias potentials to probability distributions, *J. Phys. Chem. Lett.* **11**, 2731 (2020).
- [52] K. M. Bal and E. C. Neyts, Direct observation of realistic-temperature fuel combustion mechanisms in atomistic simulations, *Chem. Sci.* **7**, 5280 (2016).
- [53] C. D. Fu and J. Pfendtner, Lifting the curse of dimensionality on enhanced sampling of reaction networks with parallel bias metadynamics, *J. Chem. Theory Comput.* **14**, 2516 (2018).
- [54] F. Giberti, G. A. Tribello, and M. Ceriotti, Global free energy landscapes as a smoothly joined collection of local maps (2020), arXiv:2011.07987.
- [55] C. Jarzynski, Equalities and inequalities: Irreversibility and the second law of thermodynamics at the nanoscale, *Annu. Rev. Condens. Matter Phys.* **2**, 329 (2011).
- [56] G. E. Crooks, Entropy production fluctuation theorem and the nonequilibrium work relation for free energy differences, *Phys. Rev. E* **60**, 2721 (1999).